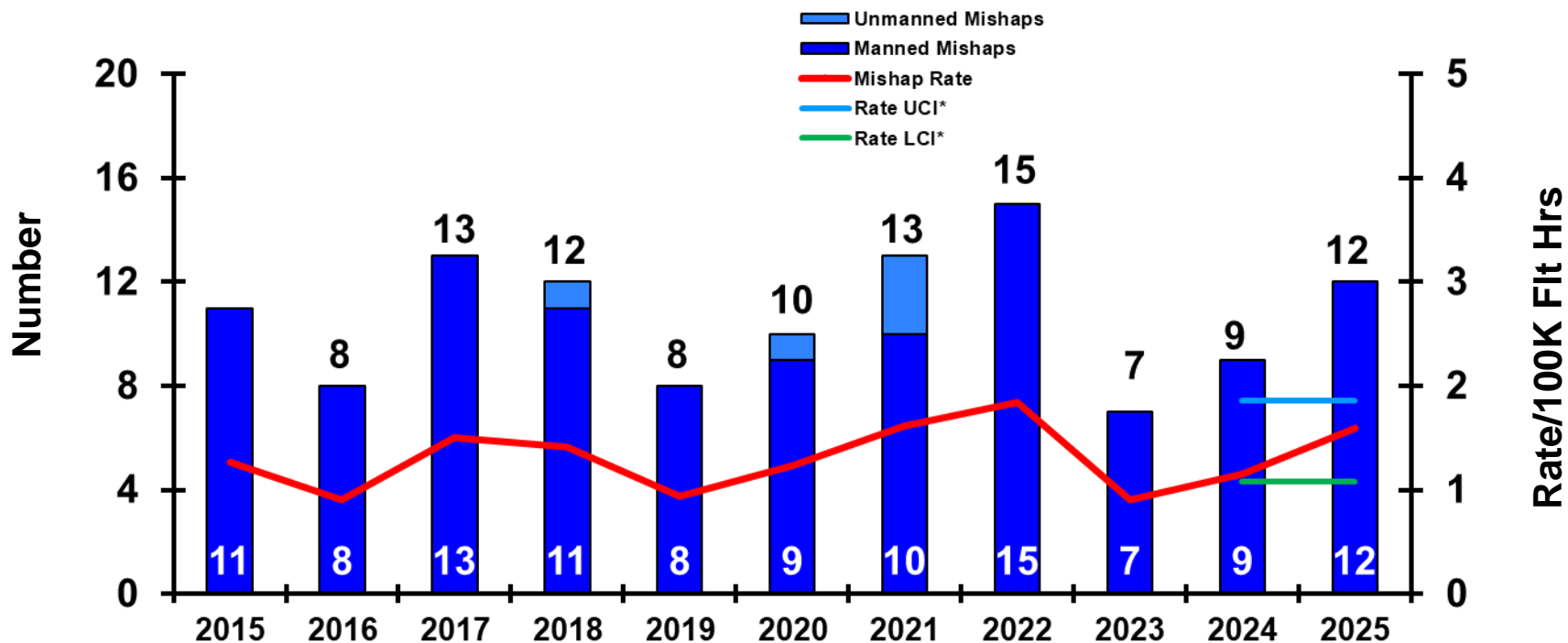




# CLASS 'A' - AVIATION MISHAPS

(This slide is the summary slide for Slides 2-4. Slides 2-4 provide additional detailed information)



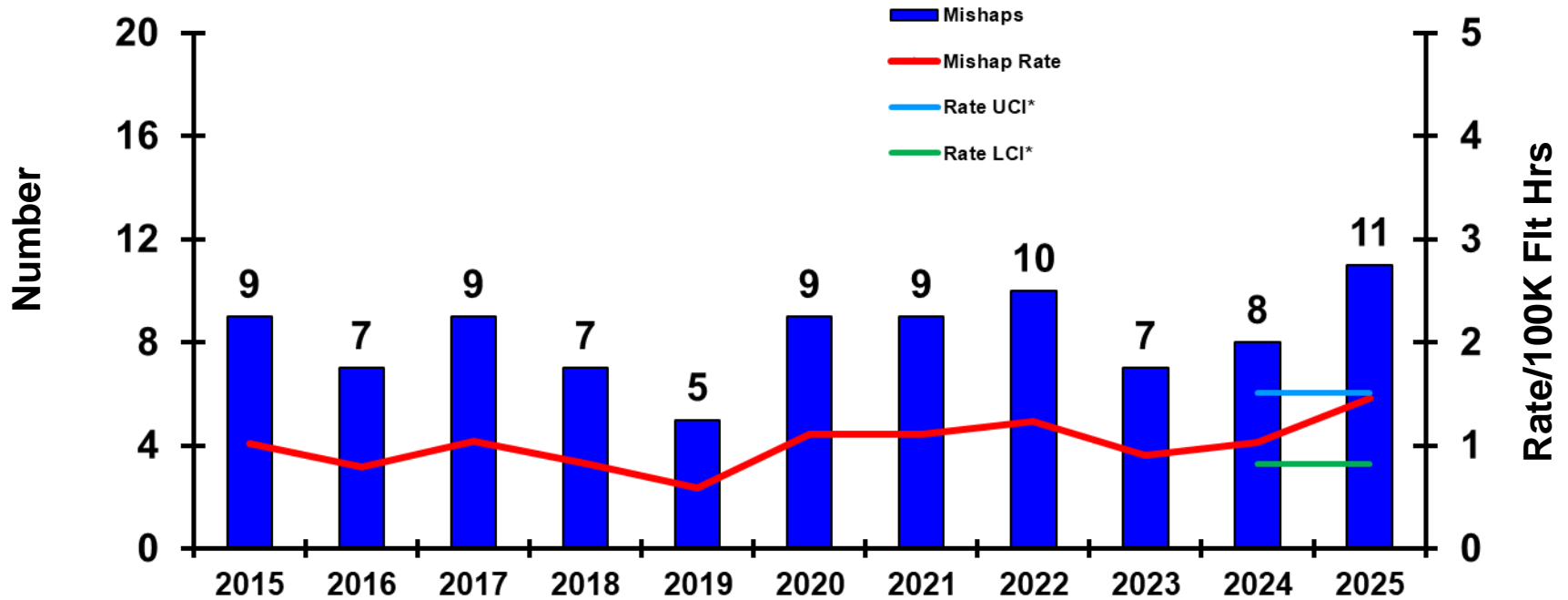
|   | <u>30-Sep-25</u> | <u>30-Sep-24</u> |
|---|------------------|------------------|
| <b>CLASS A MISHAPS/MISHAP RATE FY COMPARISON:</b>       | 12/1.60          | 9/1.15           |
| <b>FY25 MISHAPS/MISHAP RATE:</b>                        | 9/1.15           |                  |
| <b>10-YEAR AVERAGE (FY16-FY25) MISHAPS/MISHAP RATE:</b> | 10.70/1.31       |                  |

\*see last slide for definition of UCI/LCI



# CLASS 'A' - FLIGHT MISHAPS

*Manned Aircraft Only*



|   | <u>30-Sep-25</u> | <u>30-Sep-24</u> |
|---|------------------|------------------|
| <b>CLASS A MISHAPS/MISHAP RATE FY COMPARISON:</b>       | 11/1.46          | 8/1.03           |
| <b>FY24 MISHAPS/MISHAP RATE:</b>                        | 8/1.03           |                  |
| <b>10-YEAR AVERAGE (FY15-FY24) MISHAPS/MISHAP RATE:</b> | 8.20/0.99        |                  |

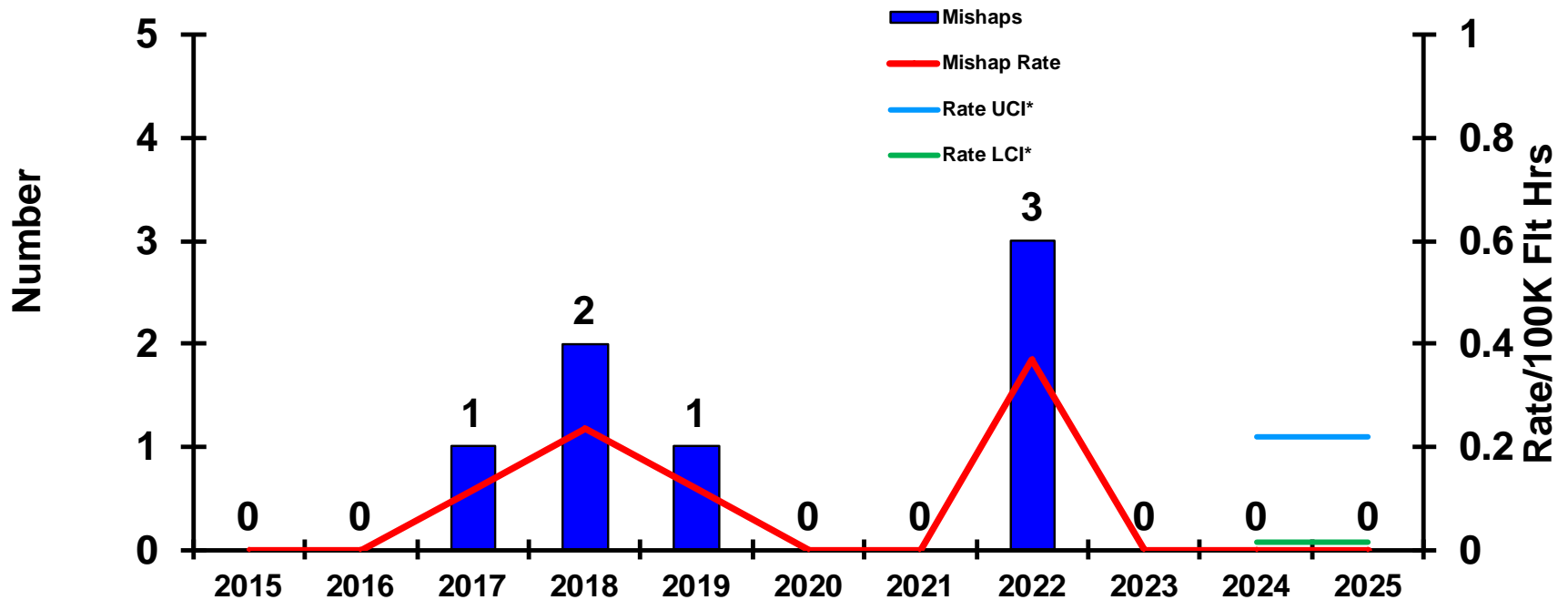
\*see last slide for definition of UCI/LCI



# CLASS 'A' - FLIGHT-RELATED (FREL)

## MISHAPS

*Manned Aircraft Only*



|   | <u>30-Sep-25</u> | <u>30-Sep-24</u> |
|---|------------------|------------------|
| <b>CLASS A MISHAPS/MISHAP RATE FY COMPARISON:</b>       | 0/0.00           | 0/0.00           |
| <b>FY24 MISHAPS/MISHAP RATE:</b>                        | 0/0.00           |                  |
| <b>10-YEAR AVERAGE (FY15-FY24) MISHAPS/MISHAP RATE:</b> | 0.70/0.08        |                  |

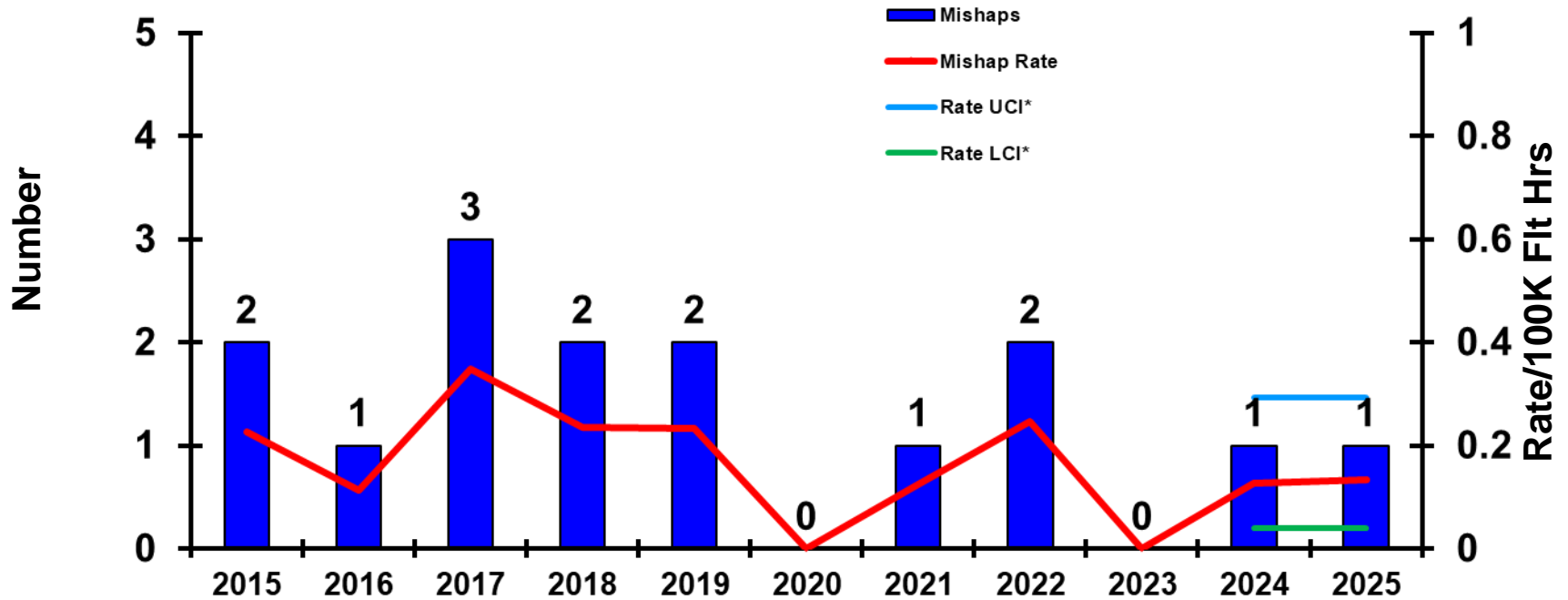
\*see last slide for definition of UCI/LCI



# CLASS 'A' - AVIATION GROUND MISHAPS

## (AGM)

Manned Aircraft Only



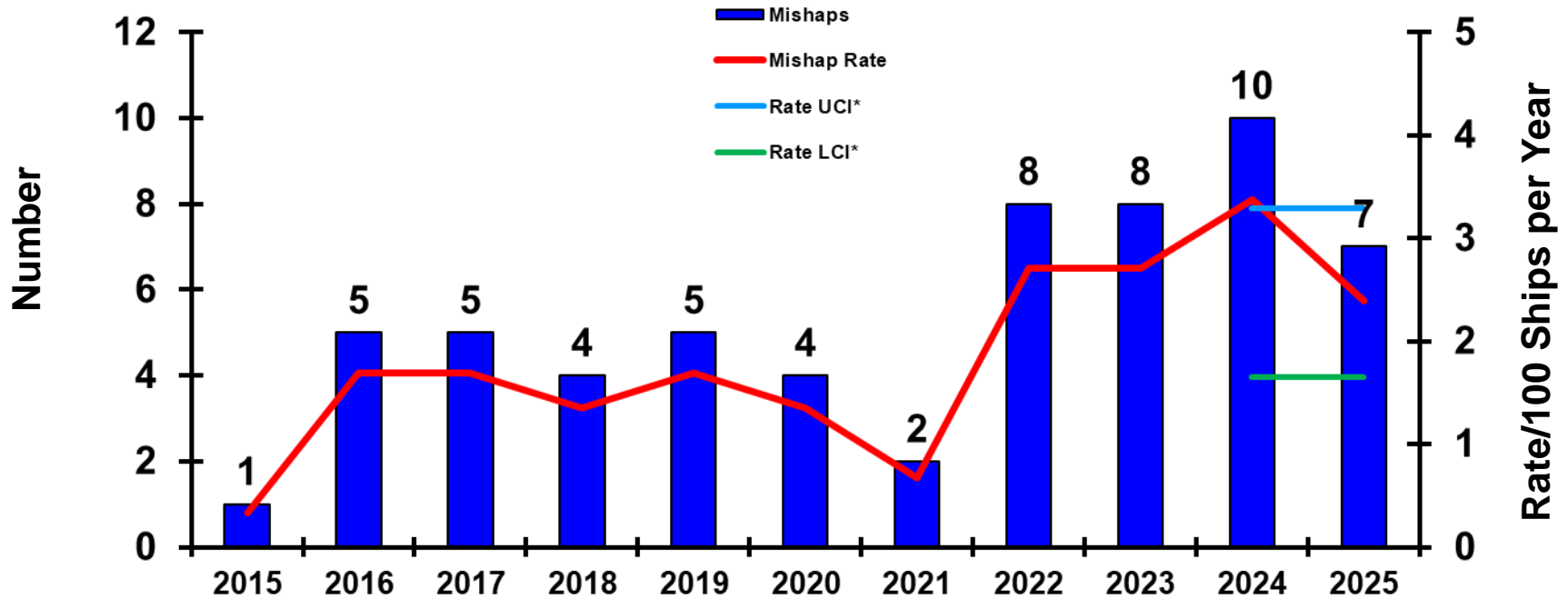
|   | <u>30-Sep-25</u> | <u>30-Sep-24</u> |
|---|------------------|------------------|
| <b>CLASS A MISHAPS/MISHAP RATE FY COMPARISON:</b>       | 1/0.13           | 1/0.13           |
| <b>FY24 MISHAPS/MISHAP RATE:</b>                        | 1/0.13           |                  |
| <b>10-YEAR AVERAGE (FY15-FY24) MISHAPS/MISHAP RATE:</b> | 1.30/0.16        |                  |

\*see last slide for definition of UCI/LCI



# CLASS 'A' - AFLOAT MISHAPS

(This slide is the summary slide for Slides 6-9. Slides 6-9 provide additional detailed information)

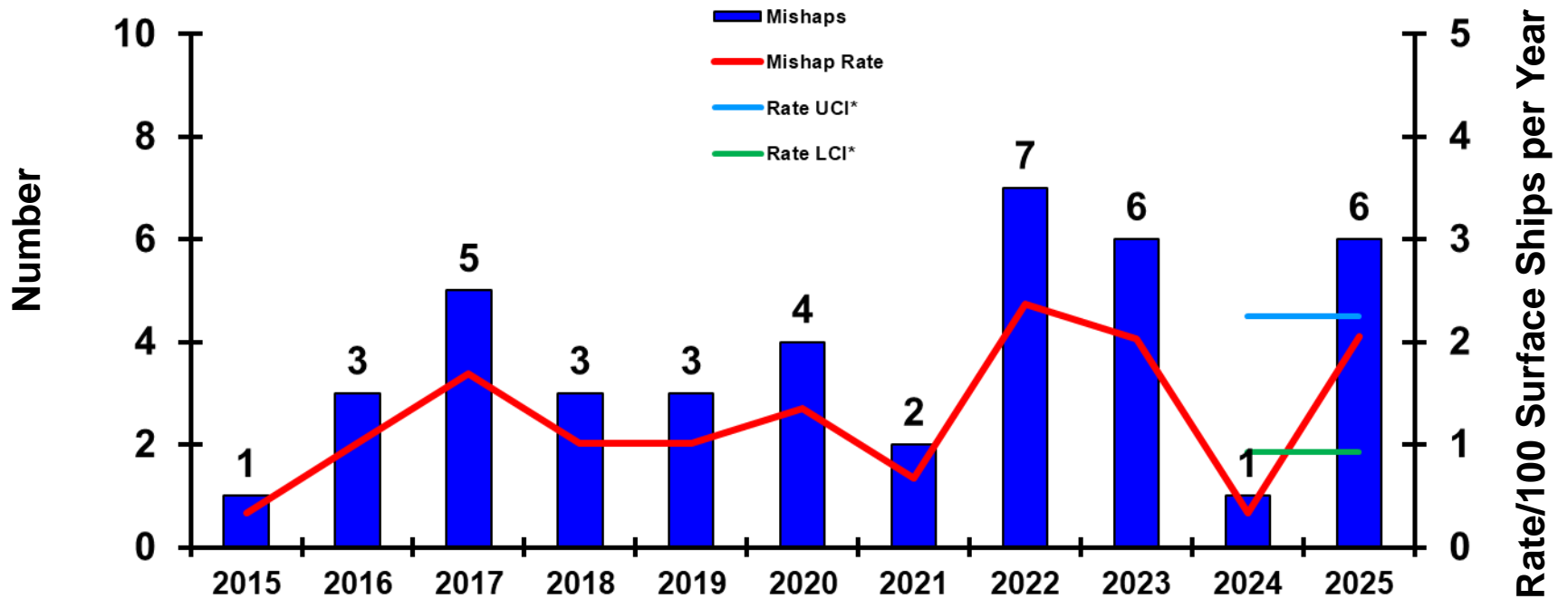


|   | <u>30-Sep-25</u> | <u>30-Sep-24</u> |
|---|------------------|------------------|
| <b>CLASS A MISHAPS/MISHAP RATE FY COMPARISON:</b>       | 7/2.39           | 10/3.38          |
| <b>FY24 MISHAPS/MISHAP RATE:</b>                        | 10/3.38          |                  |
| <b>10-YEAR AVERAGE (FY15-FY24) MISHAPS/MISHAP RATE:</b> | 5.80/1.96        |                  |

\*see last slide for definition of UCI/LCI



# CLASS 'A' - SURFACE SHIP MISHAPS

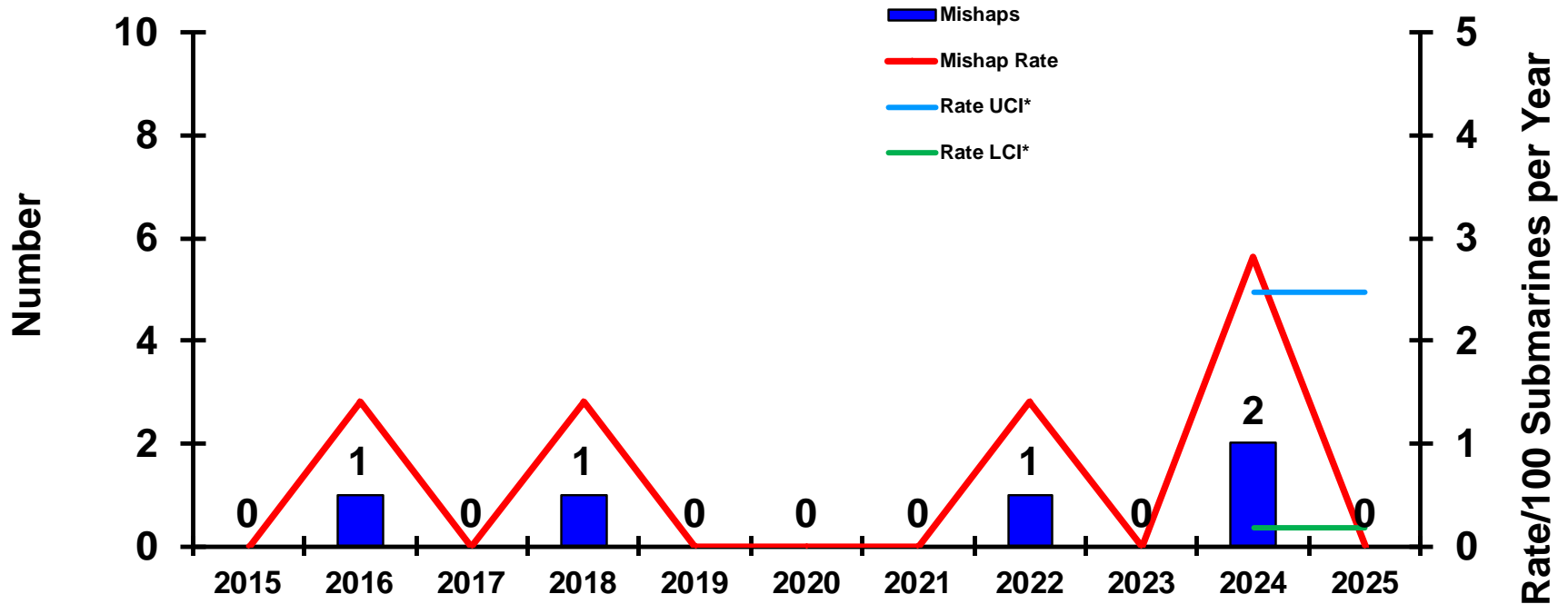


|   | <u>30-Sep-25</u> | <u>30-Sep-24</u> |
|---|------------------|------------------|
| <b>CLASS A MISHAPS/MISHAP RATE FY COMPARISON:</b>       | 6/2.05           | 1/0.33           |
| <b>FY24 MISHAPS/MISHAP RATE:</b>                        | 1/0.33           |                  |
| <b>10-YEAR AVERAGE (FY15-FY24) MISHAPS/MISHAP RATE:</b> | 4.00/1.35        |                  |

\*see last slide for definition of UCI/LCI



# CLASS 'A' - SUBMARINE MISHAPS

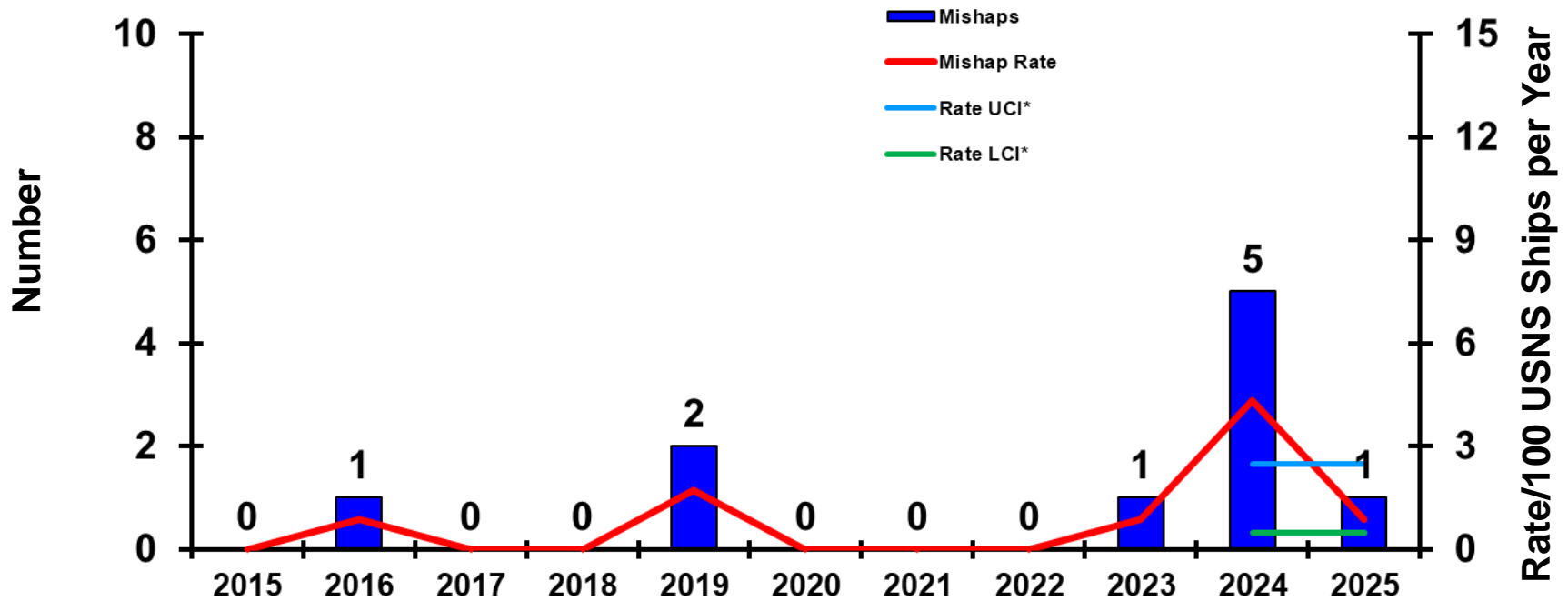


|   | <u>30-Sep-25</u> | <u>30-Sep-24</u> |
|---|------------------|------------------|
| <b>CLASS A MISHAPS/MISHAP RATE FY COMPARISON:</b>       | 0/0.00           | 2/2.82           |
| <b>FY24 MISHAPS/MISHAP RATE:</b>                        | 2/2.82           |                  |
| <b>10-YEAR AVERAGE (FY15-FY24) MISHAPS/MISHAP RATE:</b> | 0.50/0.70        |                  |

\*see last slide for definition of UCI/LCI



# CLASS 'A' - MILITARY SEALIFT COMMAND (MSC) AFLOAT MISHAPS

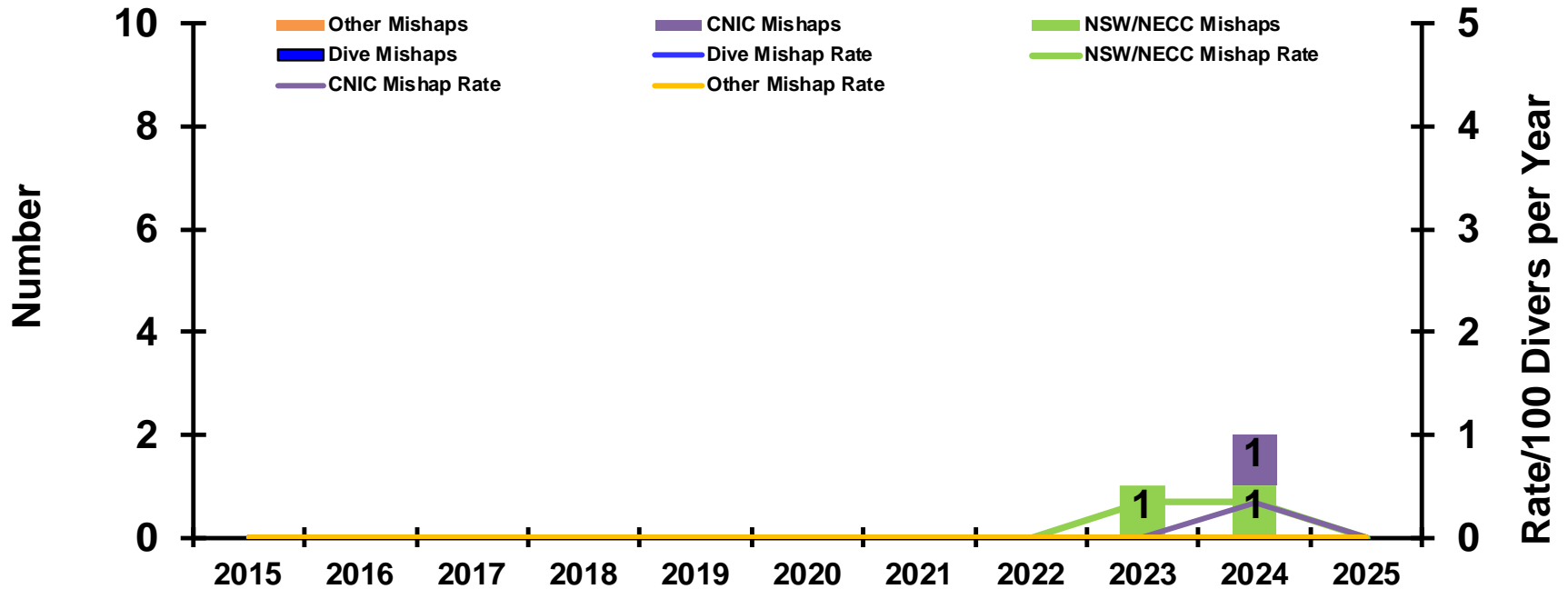


|   | <u>30-Sep-25</u> | <u>30-Sep-24</u> |
|---|------------------|------------------|
| <b>CLASS A MISHAPS/MISHAP RATE FY COMPARISON:</b>       | 1/0.86           | 5/4.31           |
| <b>FY24 MISHAPS/MISHAP RATE:</b>                        | 5/4.31           |                  |
| <b>10-YEAR AVERAGE (FY15-FY24) MISHAPS/MISHAP RATE:</b> | 1.00/0.86        |                  |

\*see last slide for definition of UCI/LCI



# CLASS 'A' – DIVE/CNIC/NSW/NECC/OTHER MISHAPS



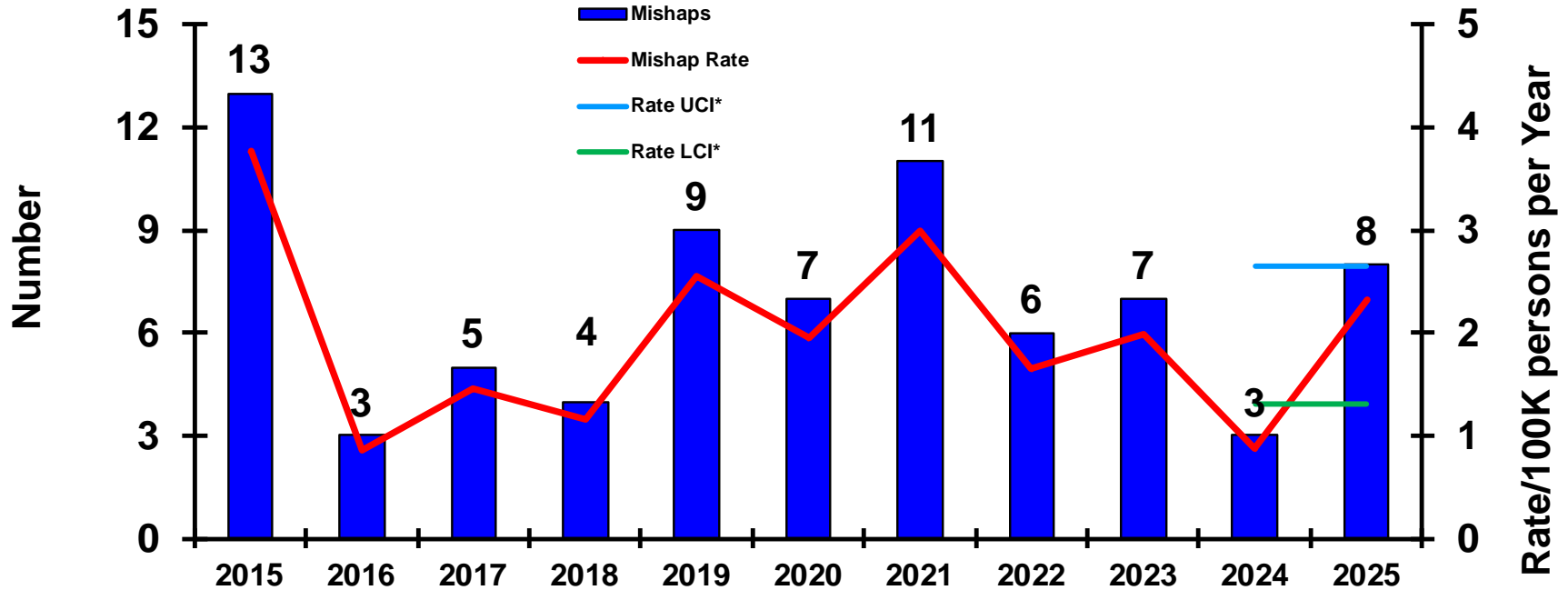
|                                  | Dive      |           | NSW/NECC  |           | CNIC      |           | Other     |           |
|----------------------------------|-----------|-----------|-----------|-----------|-----------|-----------|-----------|-----------|
|                                  | 30-Sep-25 | 30-Sep-24 | 30-Sep-25 | 30-Sep-24 | 30-Sep-25 | 30-Sep-24 | 30-Sep-25 | 30-Sep-24 |
| <b>CLASS A COMPARISON:</b>       | 0/0.00    | 0/0.00    | 0/0.00    | 1/0.34    | 0/0.00    | 1/0.34    | 0/0.00    | 0/0.00    |
| <b>FY24 MISHAPS/MISHAP RATE:</b> | 0/0.00    |           | 1/0.34    |           | 1/0.34    |           | 0/0.00    |           |
| <b>10-YEAR AVERAGE</b>           | 0.00/0.00 |           | 0.20/0.07 |           | 0.10/0.03 |           | 0.00/0.00 |           |

\*see last slide for definition of UCI/LCI



# CLASS 'A' - SHORE ON-DUTY MISHAPS

(This slide is the summary slide for Slides 11-14. Slides 11-14 provide additional detailed information)

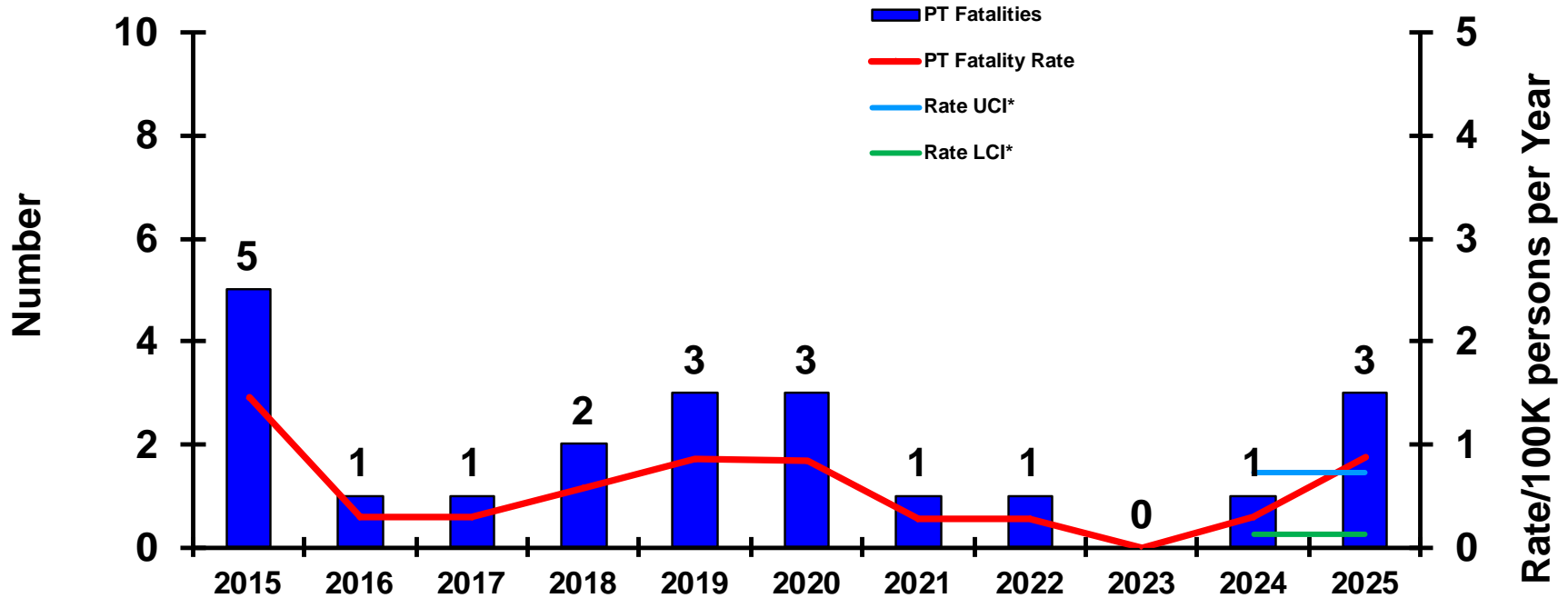


|   | <u>30-Sep-25</u> | <u>30-Sep-24</u> |
|---|------------------|------------------|
| <b>CLASS A MISHAPS/MISHAP RATE FY COMPARISON:</b>       | 8/2.32           | 3/0.87           |
| <b>FY24 MISHAPS/MISHAP RATE:</b>                        | 3/0.87           |                  |
| <b>10-YEAR AVERAGE (FY15-FY24) MISHAPS/MISHAP RATE:</b> | 6.80/1.93        |                  |

\*see last slide for definition of UCI/LCI



# CLASS 'A' - PHYSICAL TRAINING FATALITIES

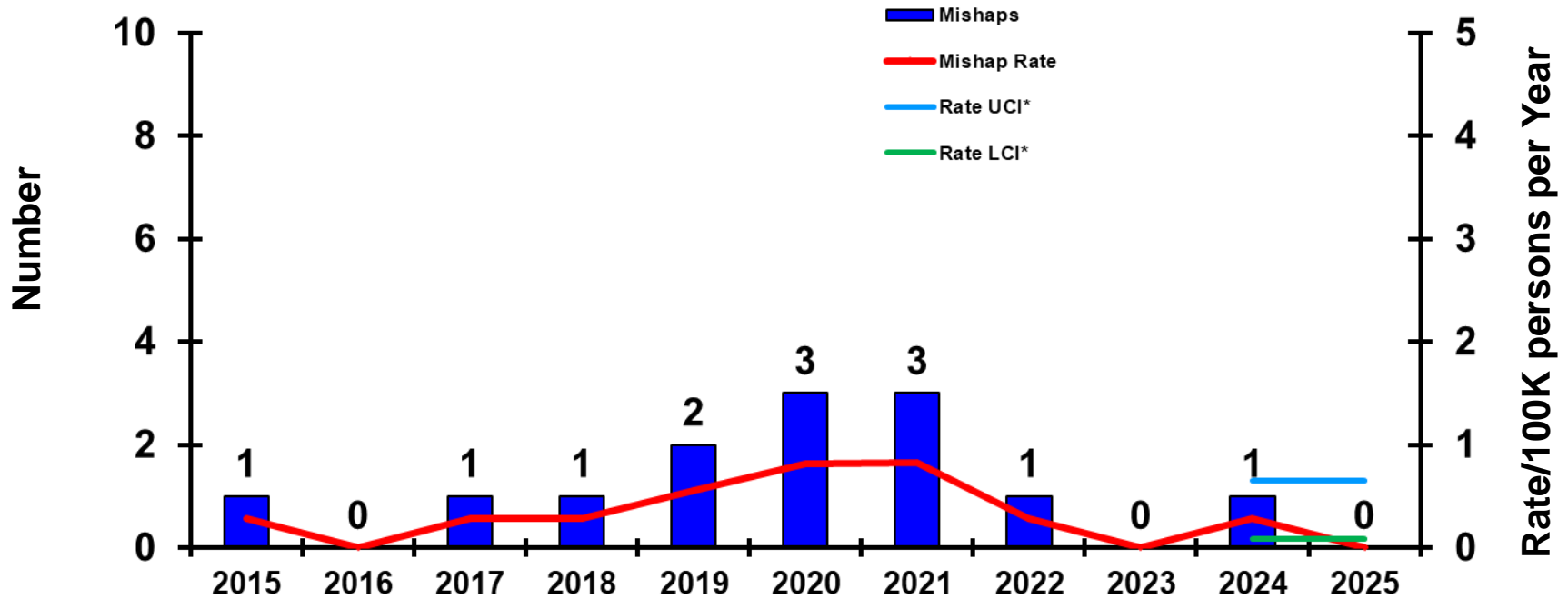


|  | 30-Sep-25 | 30-Sep-24 |
|--|-----------|-----------|
| <b>CLASS A FATALITIES/FATALITY RATE FY COMPARISON:</b>       | 3/0.87    | 1/0.29    |
| <b>FY24 FATALITIES/FATALITY RATE:</b>                        | 1/0.29    |           |
| <b>10-YEAR AVERAGE (FY15-FY24) FATALITIES/FATALITY RATE:</b> | 1.80/0.51 |           |

\*see last slide for definition of UCI/LCI



# CLASS 'A' - ON-DUTY MOTOR VEHICLE (MV) MISHAPS

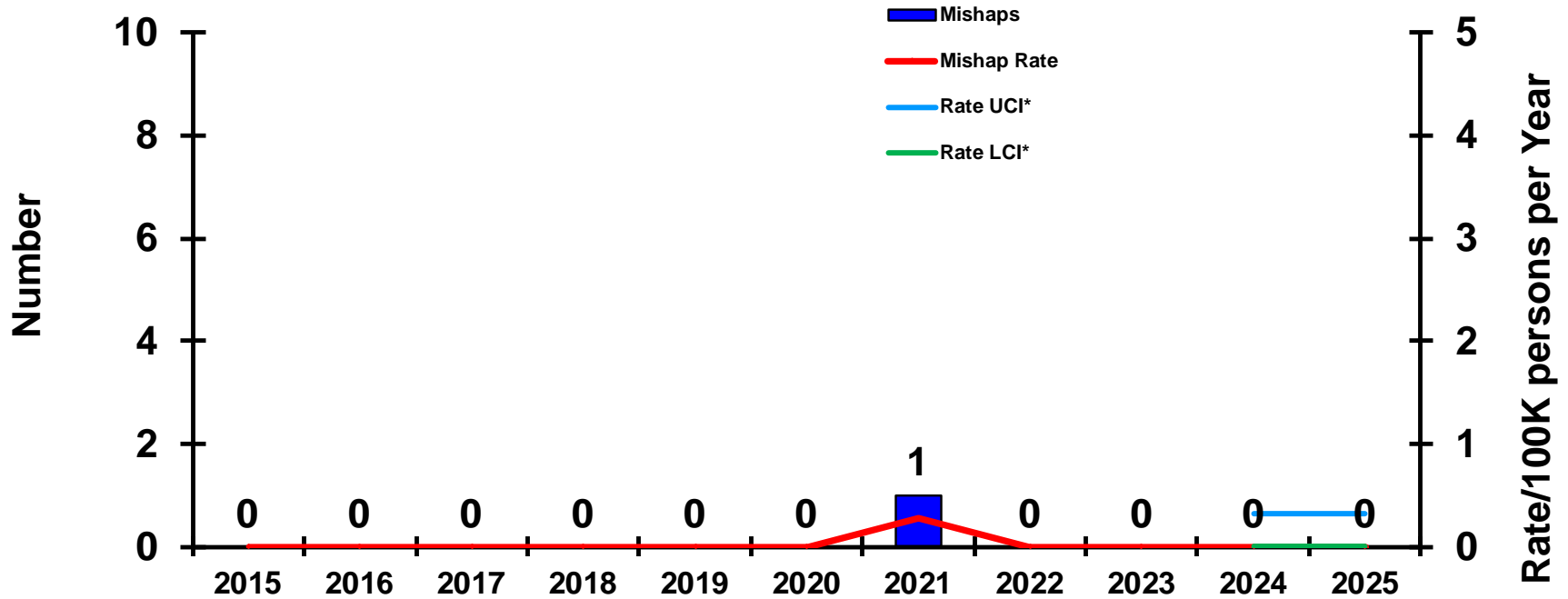


|   | <u>30-Sep-25</u> | <u>30-Sep-24</u> |
|---|------------------|------------------|
| <b>CLASS A MISHAPS/MISHAP RATE FY COMPARISON:</b>       | 0/0.00           | 1/0.29           |
| <b>FY24 MISHAPS/MISHAP RATE:</b>                        | 1/0.29           |                  |
| <b>10-YEAR AVERAGE (FY15-FY24) MISHAPS/MISHAP RATE:</b> | 1.20/0.34        |                  |

\*see last slide for definition of UCI/LCI



# CLASS 'A' - TACTICAL VEHICLE (TACVEH) MISHAPS

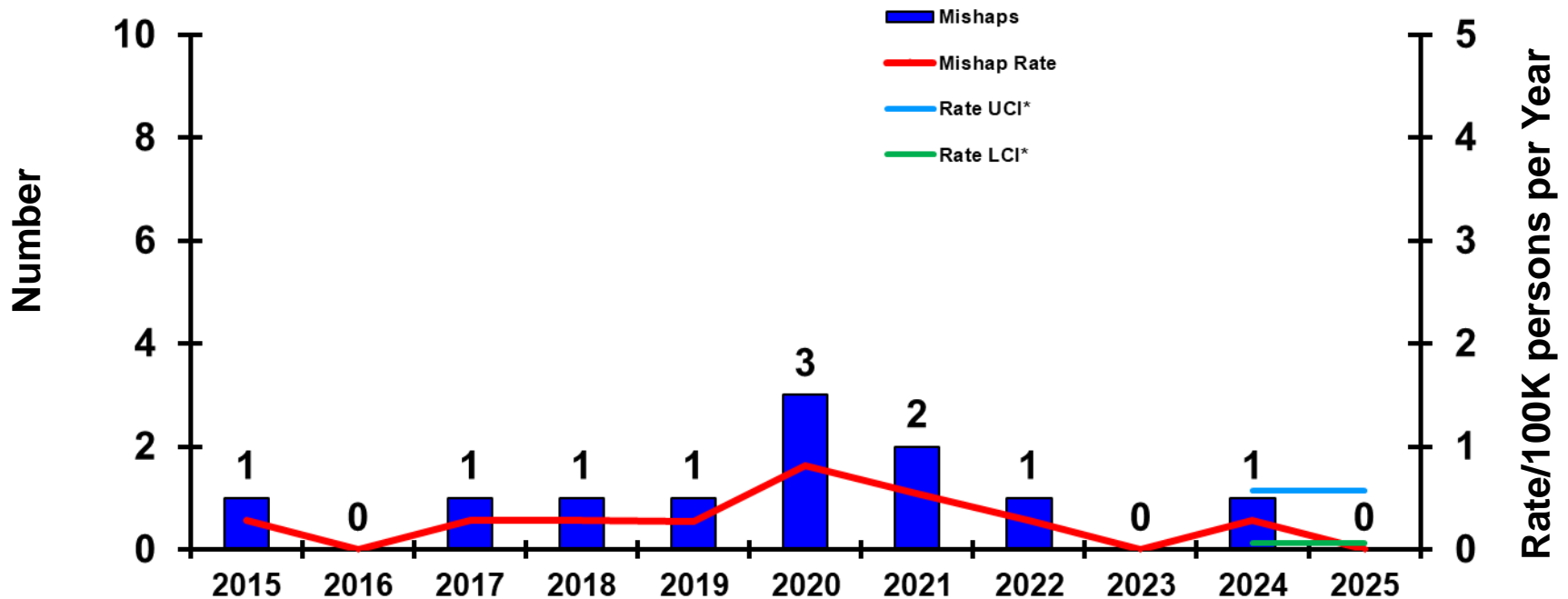


|   | <u>30-Sep-25</u> | <u>30-Sep-24</u> |
|---|------------------|------------------|
| <b>CLASS A MISHAPS/MISHAP RATE FY COMPARISON:</b>       | 0/0.00           | 0/0.00           |
| <b>FY24 MISHAPS/MISHAP RATE:</b>                        | 0/0.00           |                  |
| <b>10-YEAR AVERAGE (FY15-FY24) MISHAPS/MISHAP RATE:</b> | 0.10/0.03        |                  |

\*see last slide for definition of UCI/LCI



# CLASS 'A' - COMMERCIAL VEHICLE (COMMVEH) MISHAPS

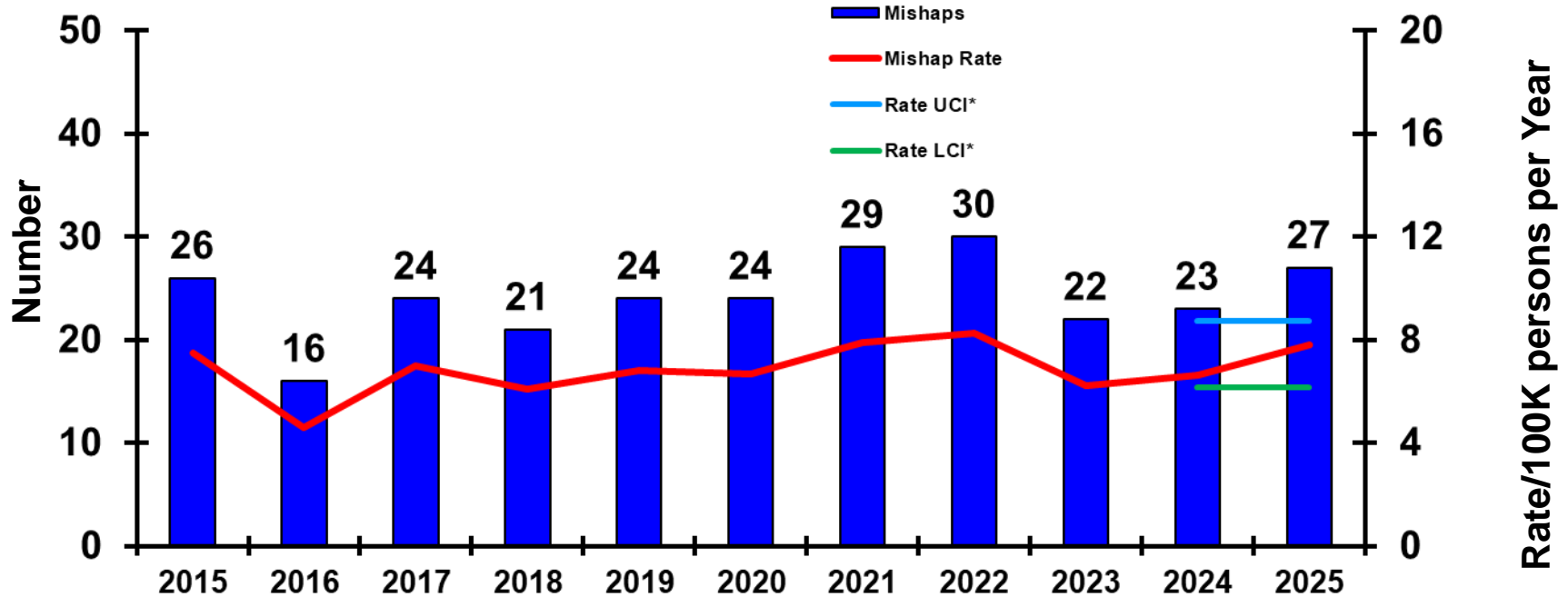


|   | <u>30-Sep-25</u> | <u>30-Sep-24</u> |
|---|------------------|------------------|
| <b>CLASS A MISHAPS/MISHAP RATE FY COMPARISON:</b>       | 0/0.00           | 1/0.29           |
| <b>FY24 MISHAPS/MISHAP RATE:</b>                        | 1/0.29           |                  |
| <b>10-YEAR AVERAGE (FY15-FY24) MISHAPS/MISHAP RATE:</b> | 1.00/0.28        |                  |

\*see last slide for definition of UCI/LCI



# CLASS 'A' - ON-DUTY MISHAPS

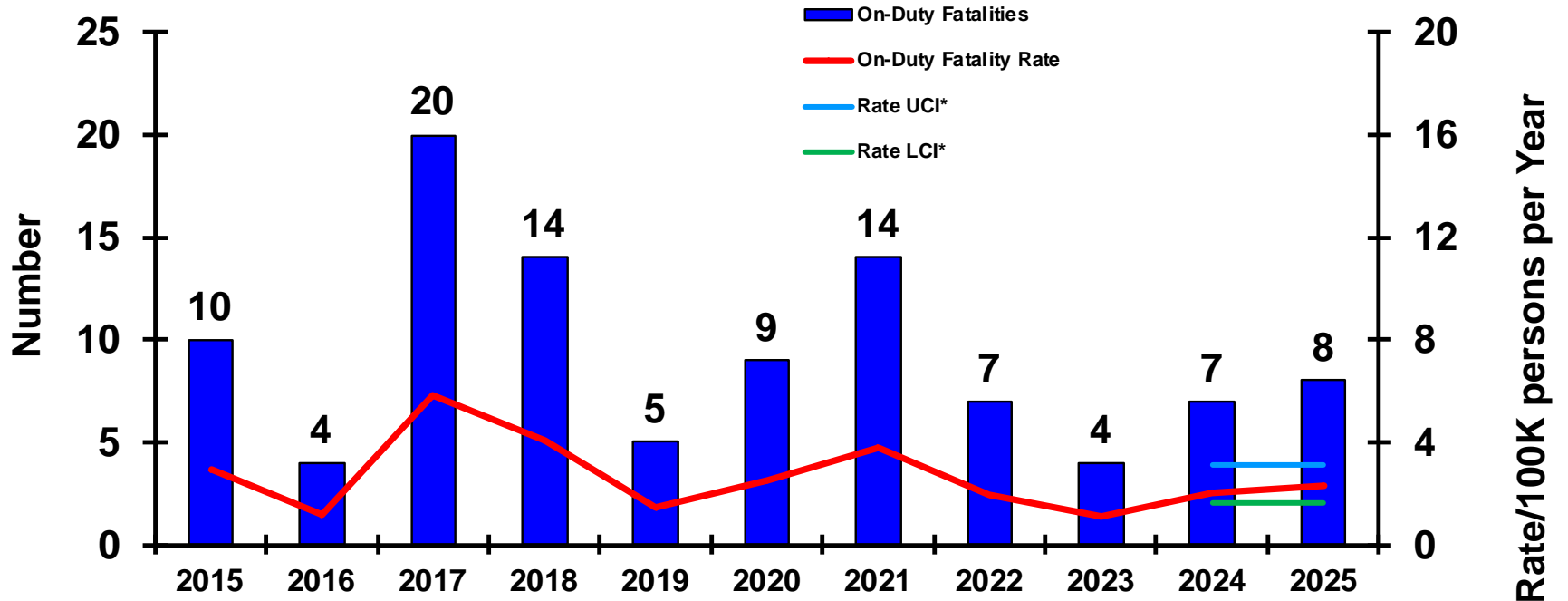


|   | <u>30-Sep-25</u> | <u>30-Sep-24</u> |
|---|------------------|------------------|
| <b>CLASS A MISHAPS/MISHAP RATE FY COMPARISON:</b>       | 27/7.80          | 22/6.35          |
| <b>FY24 MISHAPS/MISHAP RATE:</b>                        | 22/6.35          |                  |
| <b>10-YEAR AVERAGE (FY15-FY24) MISHAPS/MISHAP RATE:</b> | 24.00/6.81       |                  |

\*see last slide for definition of UCI/LCI



# CLASS 'A' - ON-DUTY FATALITIES



Slide does not show Government Civilian Fatalities: FY25 - 0

Slide does not show Permanent Total Disability (PTD) : FY25 - 0

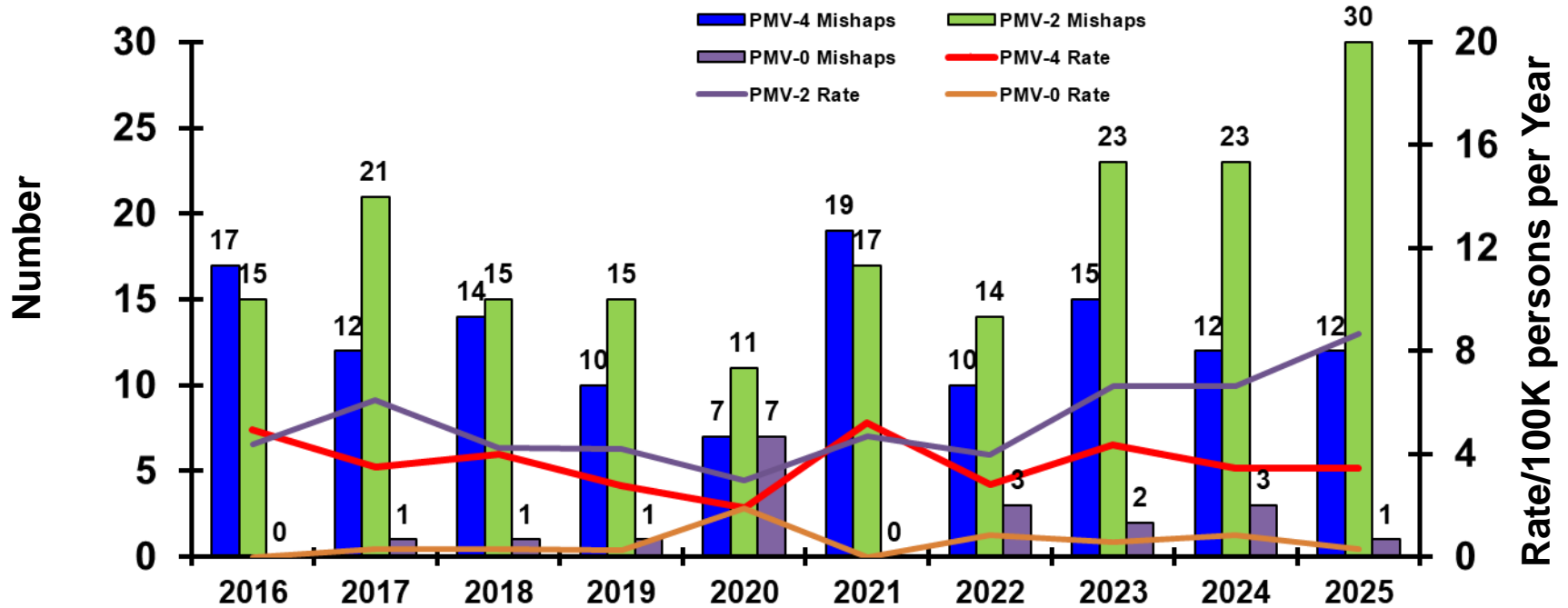
|  | 30-Sep-25 | 30-Sep-24 |
|--|-----------|-----------|
| <b>CLASS A FATALITIES/FATALITY RATE FY COMPARISON:</b>       | 8/2.32    | 7/2.03    |
| <b>FY24 FATALITIES/FATALITY RATE:</b>                        | 7/2.02    |           |
| <b>10-YEAR AVERAGE (FY15-FY24) FATALITIES/FATALITY RATE:</b> | 9.40/2.67 |           |

\*see last slide for definition of UCI/LCI



# CLASS 'A' - PRIVATE MOTOR VEHICLES (PMV) MISHAPS

(This slide is the summary slide for Slides 18-21. Slides 18-21 provide additional detailed information)



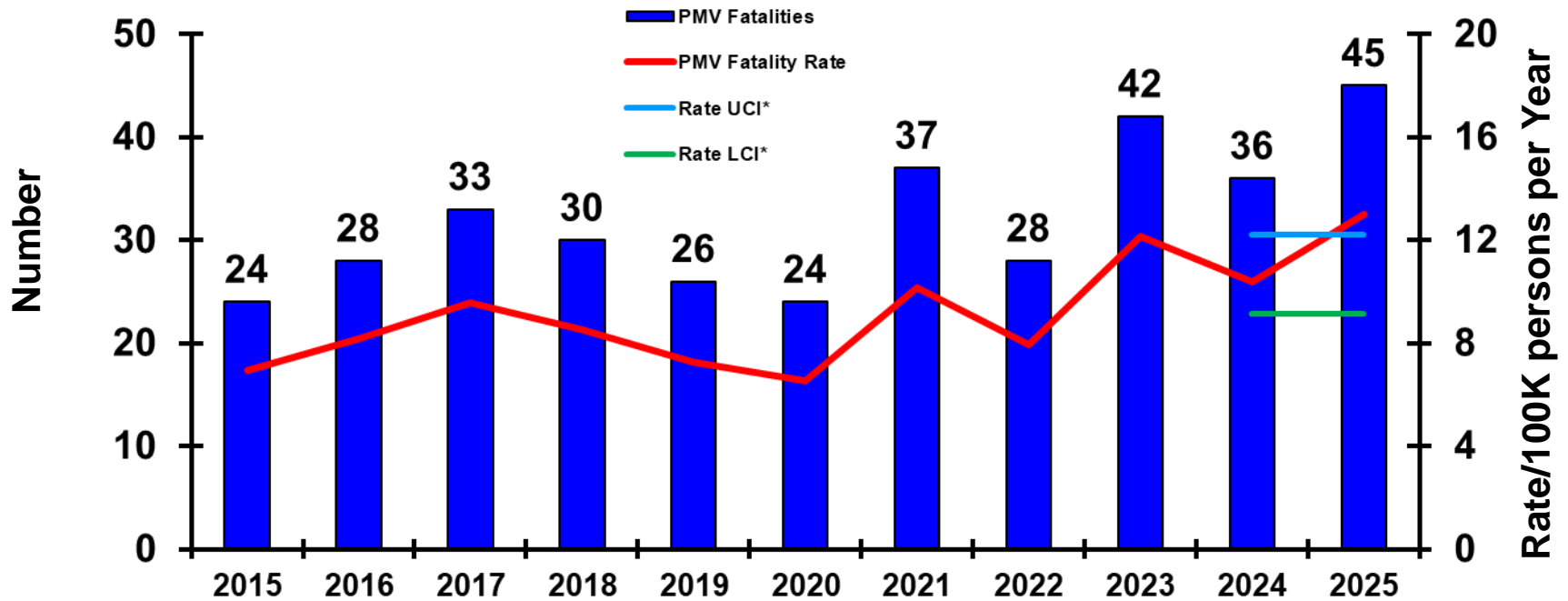
|  | PMV-4      |           | PMV-2      |           | PMV-0     |           |
|--|------------|-----------|------------|-----------|-----------|-----------|
|  | 30-Sep-25  | 30-Sep-24 | 30-Sep-25  | 30-Sep-24 | 30-Sep-25 | 30-Sep-24 |
| CLASS A MISHAPS/MISHAP RATE FY COMPARISON:       | 12/3.47    | 12/3.47   | 30/8.66    | 23/6.64   | 1/0.29    | 3/0.86    |
| FY24 MISHAPS/MISHAP RATE:                        | 12/3.47    |           | 23/6.64    |           | 3/0.86    |           |
| 10-YEAR AVERAGE (FY15-FY24) MISHAPS/MISHAP RATE: | 12.80/3.63 |           | 18.40/5.22 |           | 1.90/0.54 |           |

\*see last slide for definition of UCI/LCI



# CLASS 'A' - PRIVATE MOTOR VEHICLE (PMV) FATALITIES

(This slide is the summary slide for Slides 19-21. Slides 19-21 provide additional detailed information)

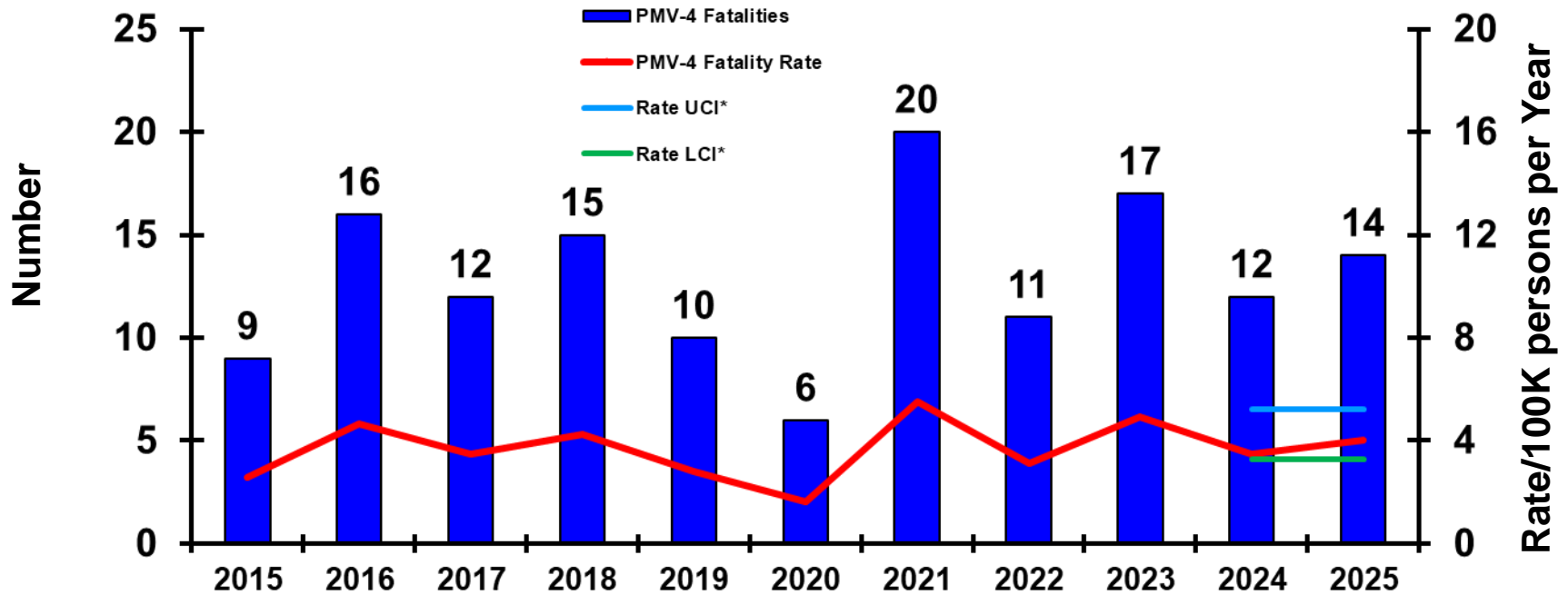


|  | <u>30-Sep-25</u>  | <u>30-Sep-24</u> |
|--|-------------------|------------------|
| <b>CLASS A FATALITIES/FATALITY RATE FY COMPARISON:</b>       | <b>45/12.99</b>   | <b>36/10.40</b>  |
| <b>FY24 FATALITIES/FATALITY RATE:</b>                        | <b>36/10.40</b>   |                  |
| <b>10-YEAR AVERAGE (FY15-FY24) FATALITIES/FATALITY RATE:</b> | <b>32.90/9.33</b> |                  |

\*see last slide for definition of UCI/LCI



# CLASS 'A' - AUTOMOBILE (PMV-4) FATALITIES

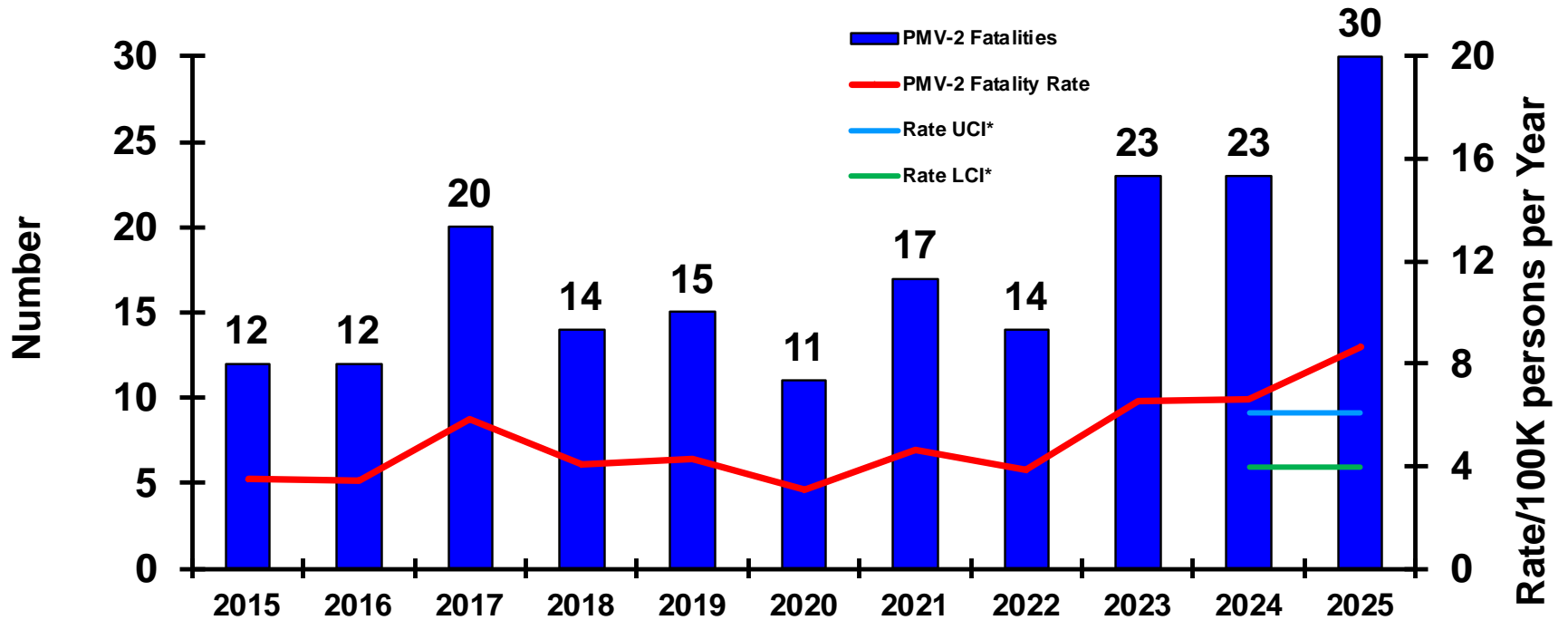


|  | <u>30-Sep-25</u> | <u>30-Sep-24</u> |
|--|------------------|------------------|
| <b>CLASS A FATALITIES/FATALITY RATE FY COMPARISON:</b>       | 14/4.03          | 12/3.47          |
| <b>FY24 FATALITIES/FATALITY RATE:</b>                        | 12/3.47          |                  |
| <b>10-YEAR AVERAGE (FY15-FY24) FATALITIES/FATALITY RATE:</b> | 13.30/3.77       |                  |

\*see last slide for definition of UCI/LCI



# CLASS 'A' - MOTORCYCLE (PMV-2) FATALITIES

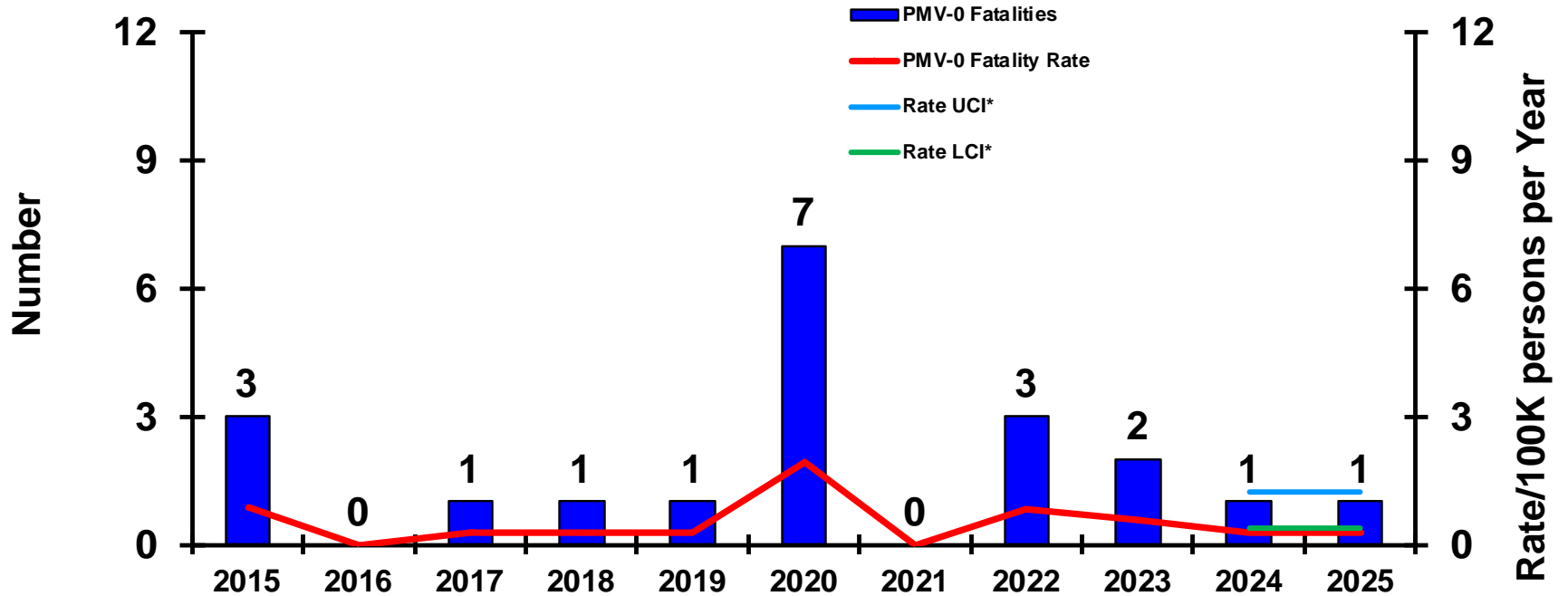


|  | <u>30-Sep-25</u> | <u>30-Sep-24</u> |
|--|------------------|------------------|
| <b>CLASS A FATALITIES/FATALITY RATE FY COMPARISON:</b>       | 30/8.69          | 23/6.66          |
| <b>FY24 FATALITIES/FATALITY RATE:</b>                        | 23/6.64          |                  |
| <b>10-YEAR AVERAGE (FY15-FY24) FATALITIES/FATALITY RATE:</b> | 16.10/4.57       |                  |

\*see last slide for definition of UCI/LCI



# CLASS 'A' - PEDESTRIAN (PMV-0) FATALITIES

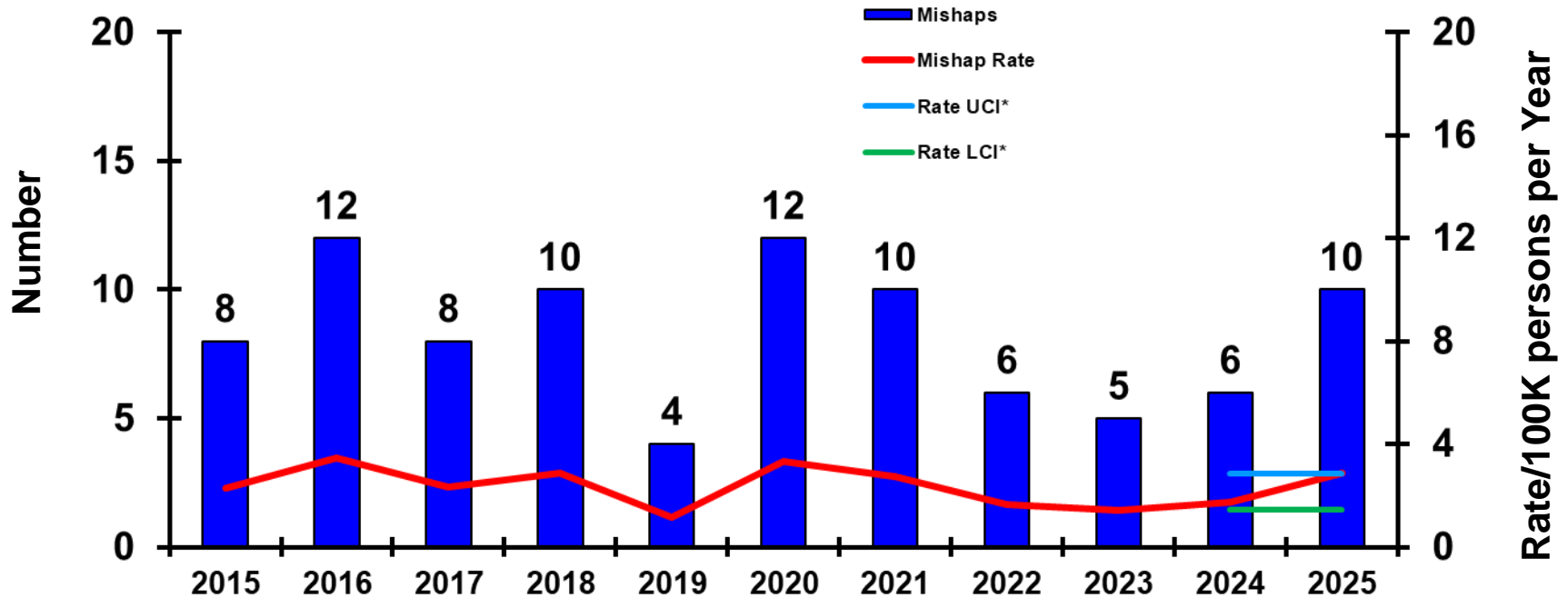


|  | 30-Sep-25 | 30-Sep-24 |
|--|-----------|-----------|
| <b>CLASS A FATALITIES/FATALITY RATE FY COMPARISON:</b>       | 1/0.29    | 1/0.29    |
| <b>FY24 FATALITIES/FATALITY RATE:</b>                        | 1/0.29    |           |
| <b>10-YEAR AVERAGE (FY15-FY24) FATALITIES/FATALITY RATE:</b> | 1.90/0.54 |           |

\*see last slide for definition of UCI/LCI



# CLASS 'A' - OFF-DUTY/REC MISHAPS

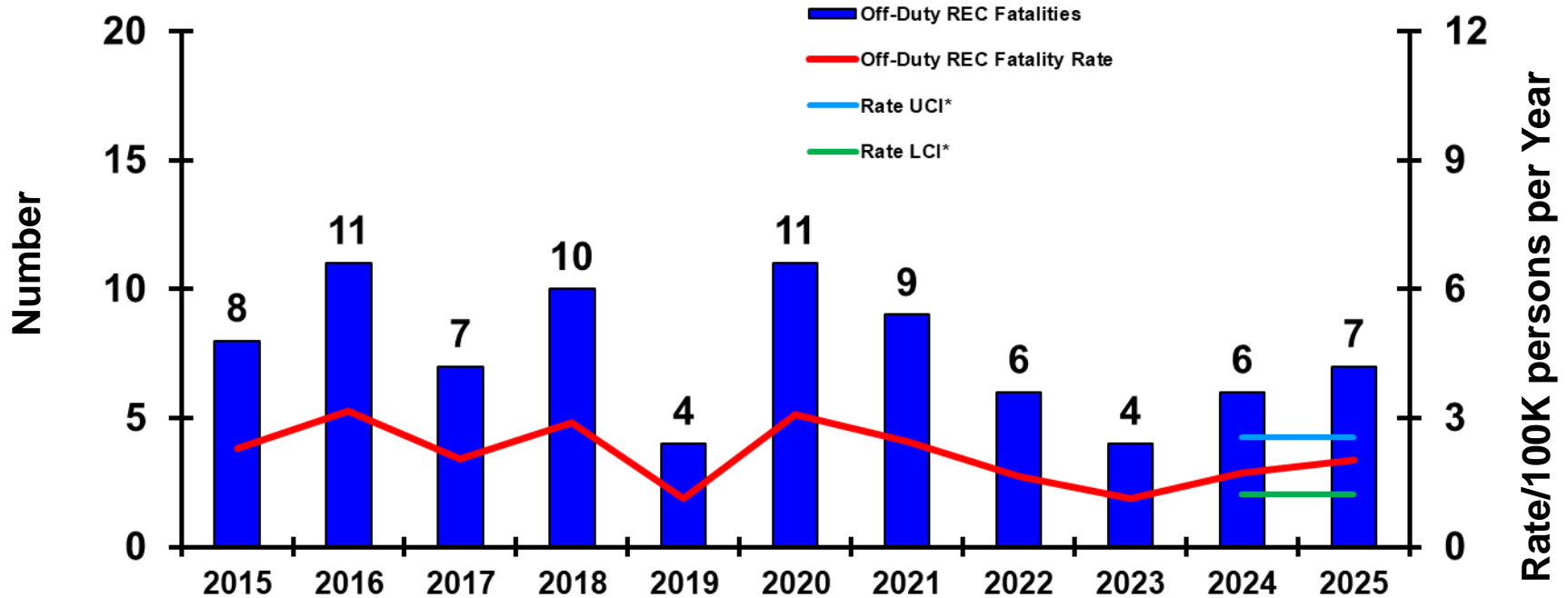


|   | <u>30-Sep-25</u> | <u>30-Sep-24</u> |
|---|------------------|------------------|
| <b>CLASS A MISHAPS/MISHAP RATE FY COMPARISON:</b>       | 7/2.02           | 6/1.73           |
| <b>FY24 MISHAPS/MISHAP RATE:</b>                        | 6/1.73           |                  |
| <b>10-YEAR AVERAGE (FY15-FY24) MISHAPS/MISHAP RATE:</b> | 8.30/2.35        |                  |

\*see last slide for definition of UCI/LCI



# CLASS 'A' - OFF-DUTY/REC FATALITIES



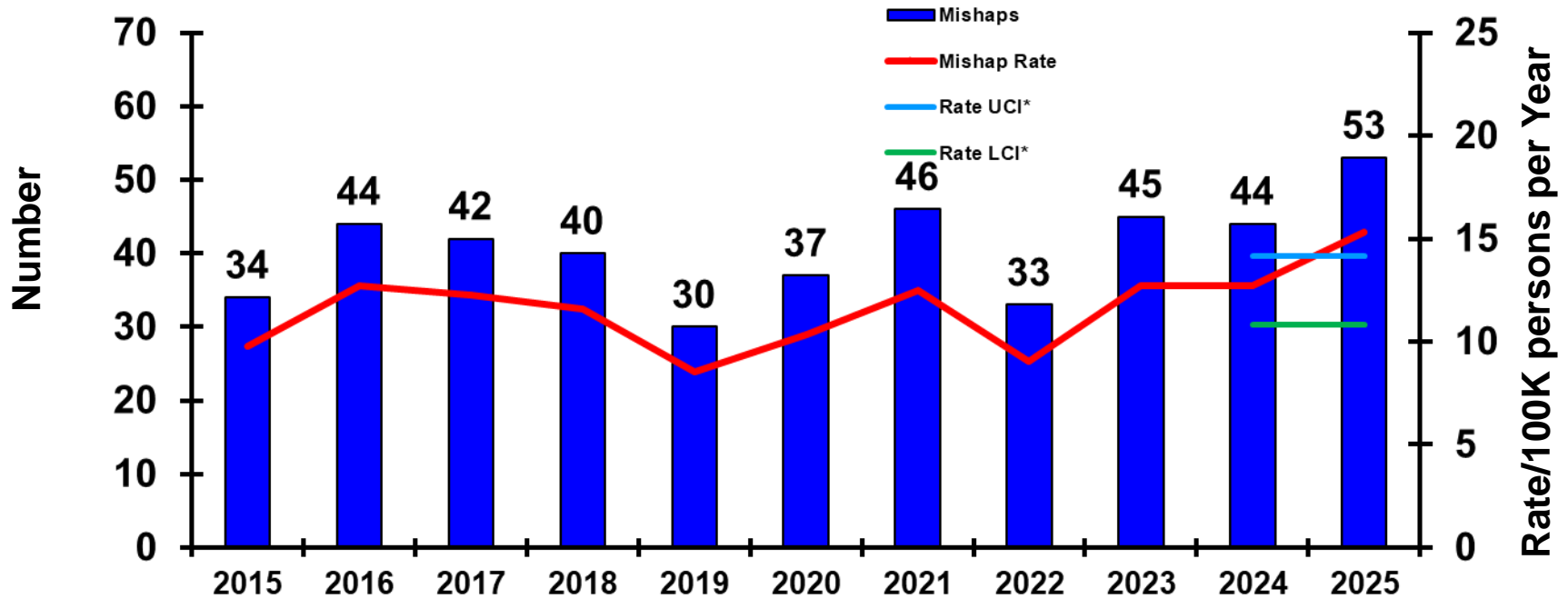
Slide does not show Permanent Total Disability (PTD) : FY25 - 2

|  | <u>30-Sep-25</u> | <u>30-Sep-24</u> |
|--|------------------|------------------|
| <b>CLASS A FATALITIES/FATALITY RATE FY COMPARISON:</b>       | 7/2.02           | 6/1.73           |
| <b>FY24 FATALITIES/FATALITY RATE:</b>                        | 6/1.73           |                  |
| <b>10-YEAR AVERAGE (FY15-FY24) FATALITIES/FATALITY RATE:</b> | 7.50/2.13        |                  |

\*see last slide for definition of UCI/LCI



# CLASS 'A' - OFF-DUTY MISHAPS

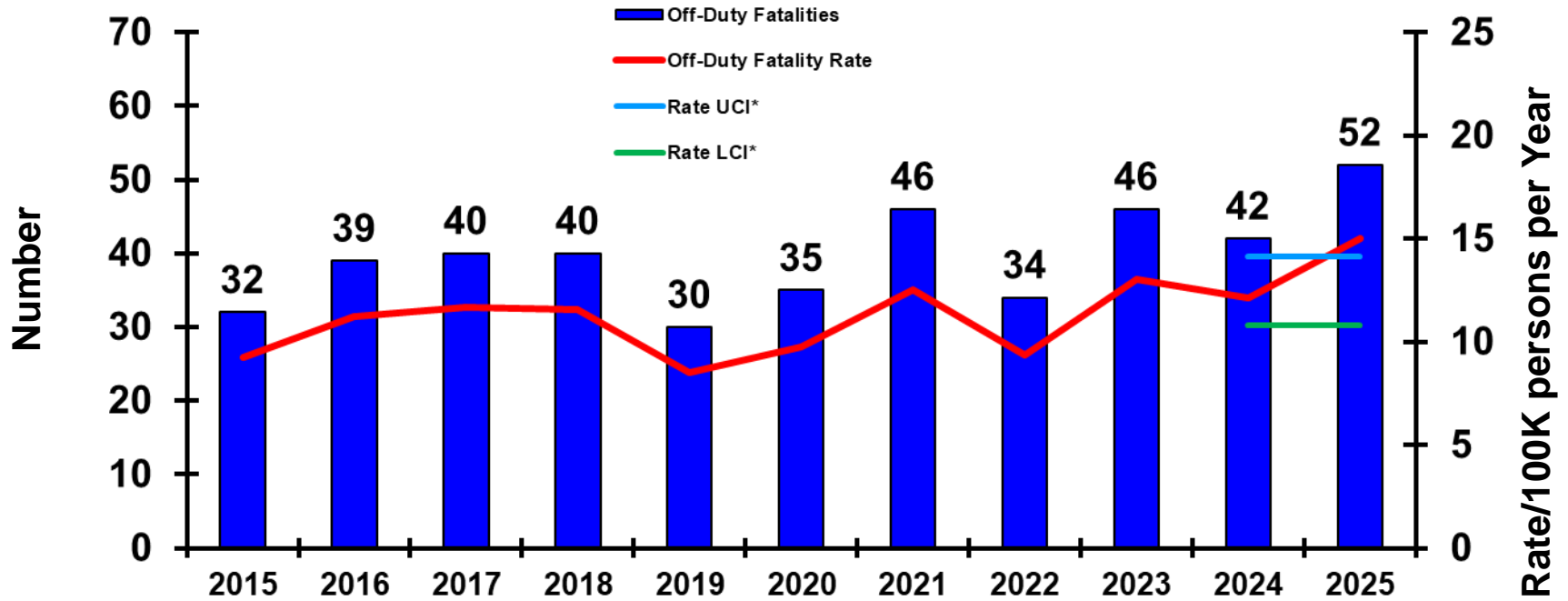


|   | <u>30-Sep-25</u> | <u>30-Sep-24</u> |
|---|------------------|------------------|
| <b>CLASS A MISHAPS/MISHAP RATE FY COMPARISON:</b>       | 52/15.02         | 44/12.71         |
| <b>FY24 MISHAPS/MISHAP RATE:</b>                        | 44/12.71         |                  |
| <b>10-YEAR AVERAGE (FY15-FY24) MISHAPS/MISHAP RATE:</b> | 41.40/11.75      |                  |

\*see last slide for definition of UCI/LCI



# CLASS 'A' - OFF-DUTY FATALITIES



Slide does not show Government Civilian Fatalities: FY25 - 0

Slide does not show Permanent Total Disability (PTD) : FY25 - 2

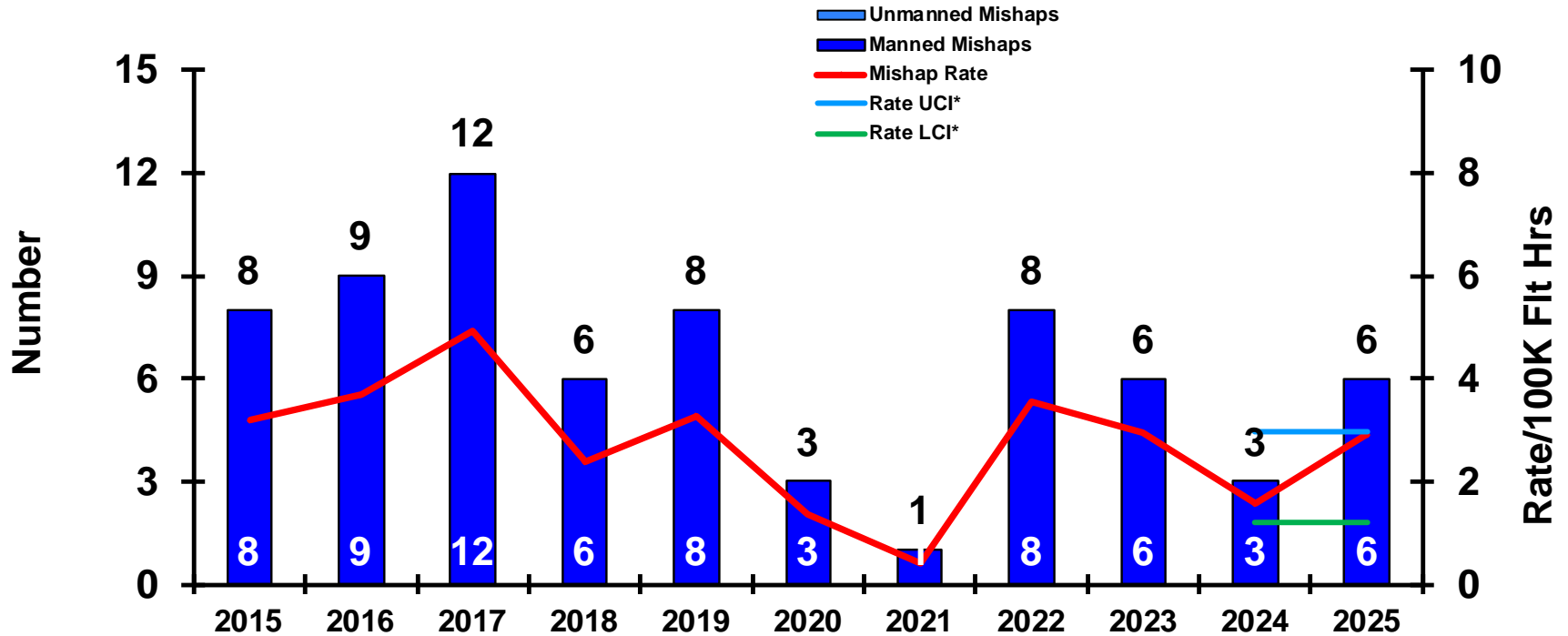
|  | <u>30-Sep-25</u> | <u>30-Sep-24</u> |
|--|------------------|------------------|
| <b>CLASS A FATALITIES/FATALITY RATE FY COMPARISON:</b>       | 52/15.02         | 42/12.13         |
| <b>FY25 FATALITIES/FATALITY RATE:</b>                        | 42/12.13         |                  |
| <b>10-YEAR AVERAGE (FY16-FY25) FATALITIES/FATALITY RATE:</b> | 40.40/11.46      |                  |

\*see last slide for definition of UCI/LCI



# CLASS 'A' - AVIATION MISHAPS

(This slide is the summary slide for Slides 29-31. Slides 29-31 provide additional detailed information)

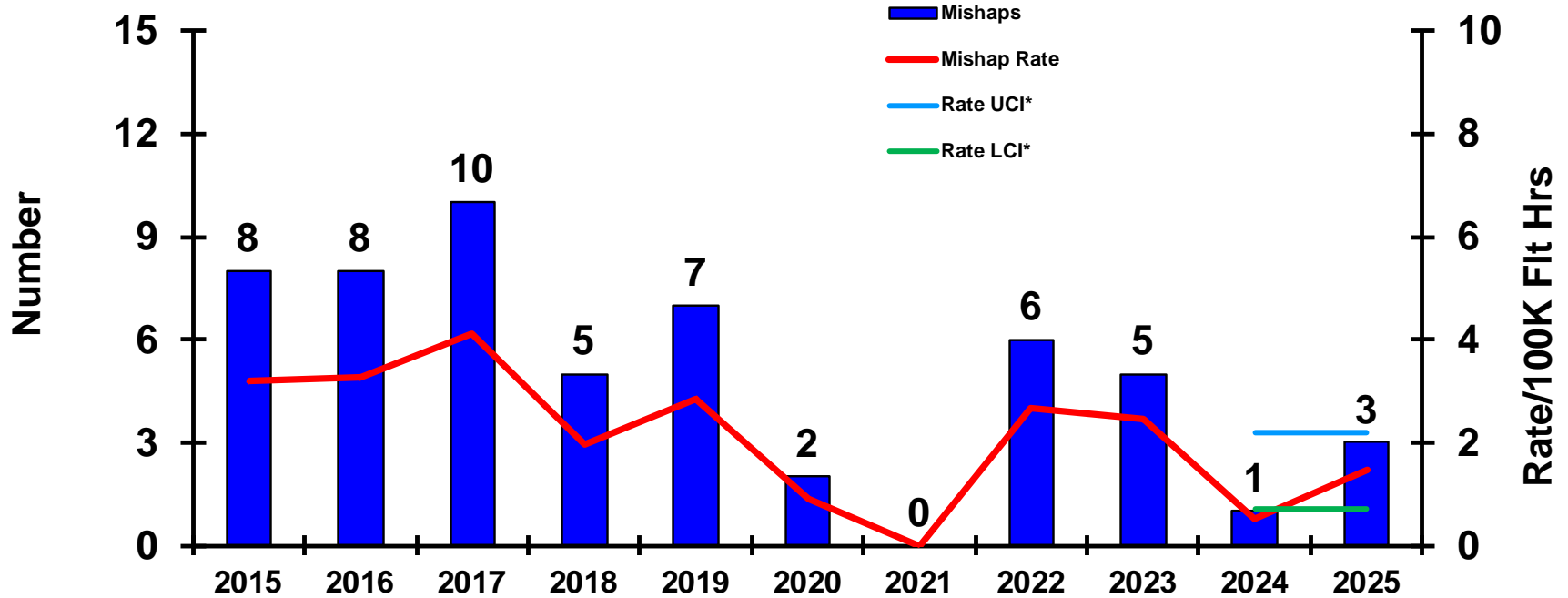


|   | <u>30-Sep-25</u> | <u>30-Sep-24</u> |
|---|------------------|------------------|
| <b>CLASS A MISHAPS/MISHAP RATE FY COMPARISON:</b>       | 6/2.90           | 3/1.56           |
| <b>FY24 MISHAPS/MISHAP RATE:</b>                        | 3/1.56           |                  |
| <b>10-YEAR AVERAGE (FY15-FY24) MISHAPS/MISHAP RATE:</b> | 6.40/2.76        |                  |



# CLASS 'A' - FLIGHT MISHAPS

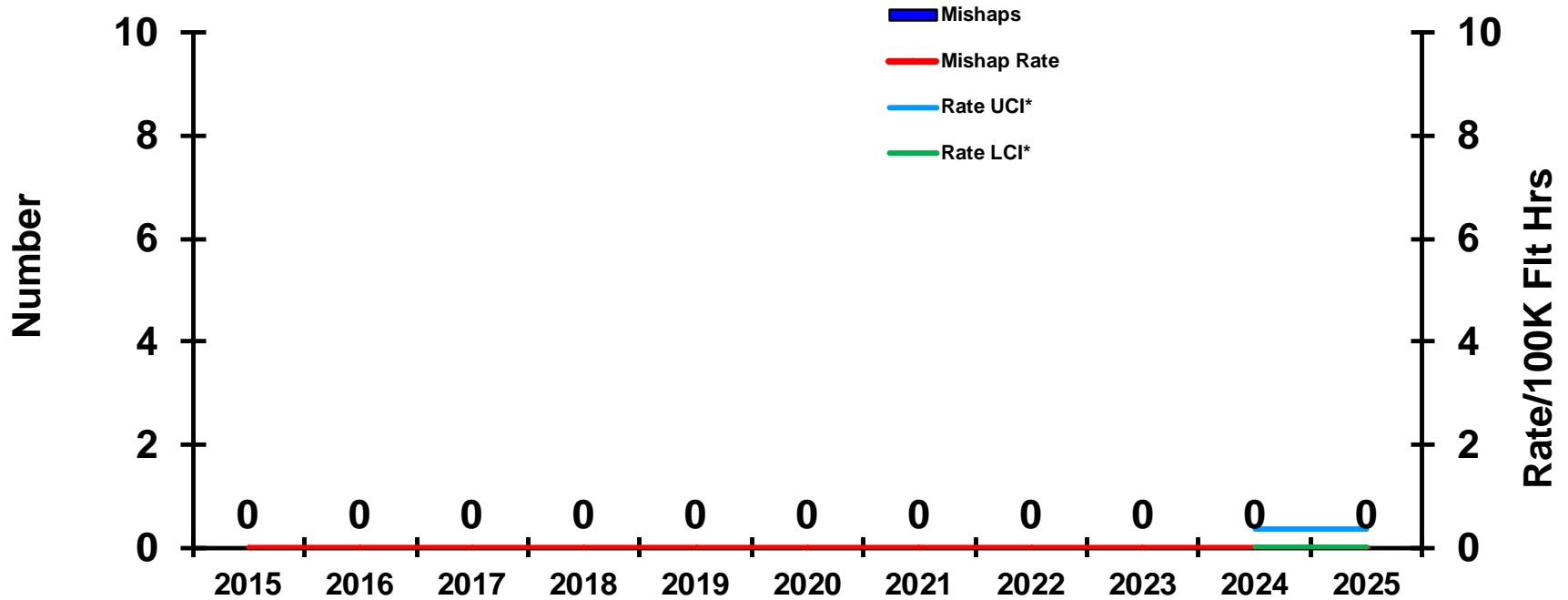
*Manned Aircraft Only*



|   | <u>30-Sep-25</u> | <u>30-Sep-24</u> |
|---|------------------|------------------|
| <b>CLASS A MISHAPS/MISHAP RATE FY COMPARISON:</b>       | 3/1.45           | 1/0.52           |
| <b>FY24 MISHAPS/MISHAP RATE:</b>                        | 1/0.52           |                  |
| <b>10-YEAR AVERAGE (FY15-FY24) MISHAPS/MISHAP RATE:</b> | 5.20/2.24        |                  |



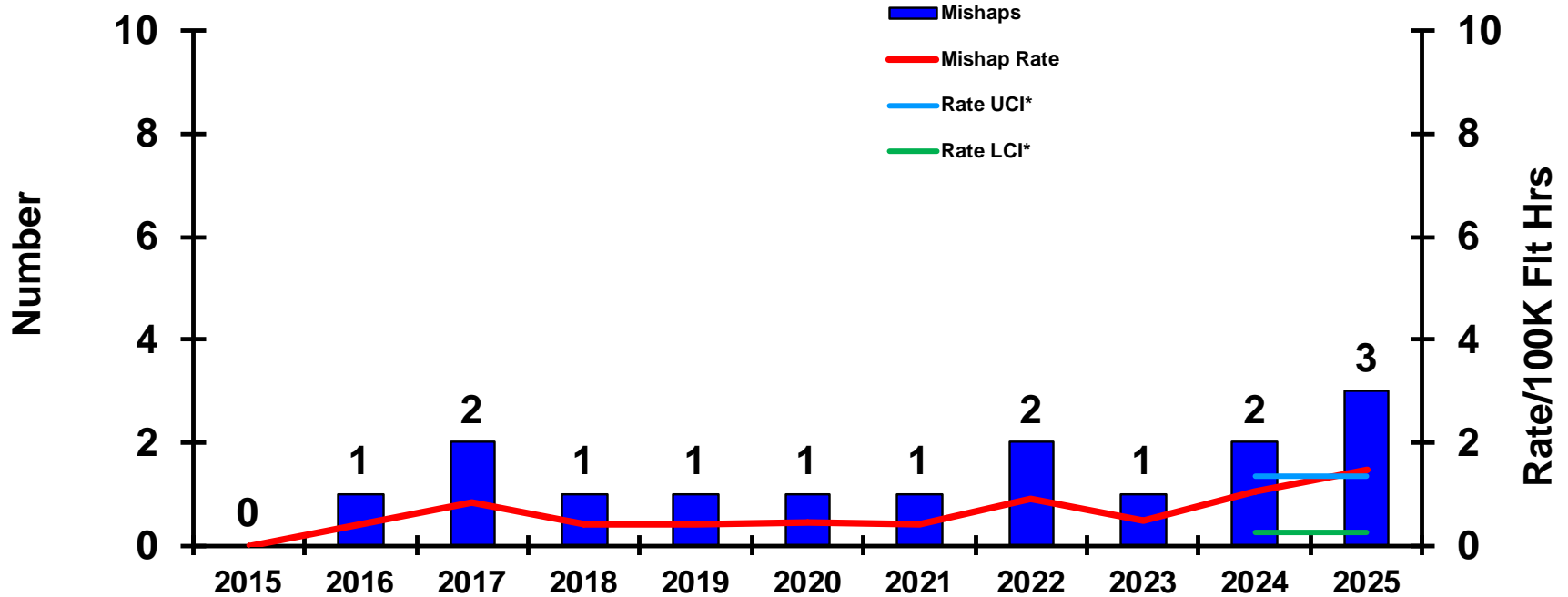
# CLASS 'A' - FLIGHT-RELATED (FREL) MISHAPS *Manned Aircraft Only*



|   | <u>30-Sep-25</u> | <u>30-Sep-24</u> |
|---|------------------|------------------|
| <b>CLASS A MISHAPS/MISHAP RATE FY COMPARISON:</b>       | 0/0.00           | 0/0.00           |
| <b>FY24 MISHAPS/MISHAP RATE:</b>                        | 0/0.00           |                  |
| <b>10-YEAR AVERAGE (FY15-FY24) MISHAPS/MISHAP RATE:</b> | 0.00/0.00        |                  |



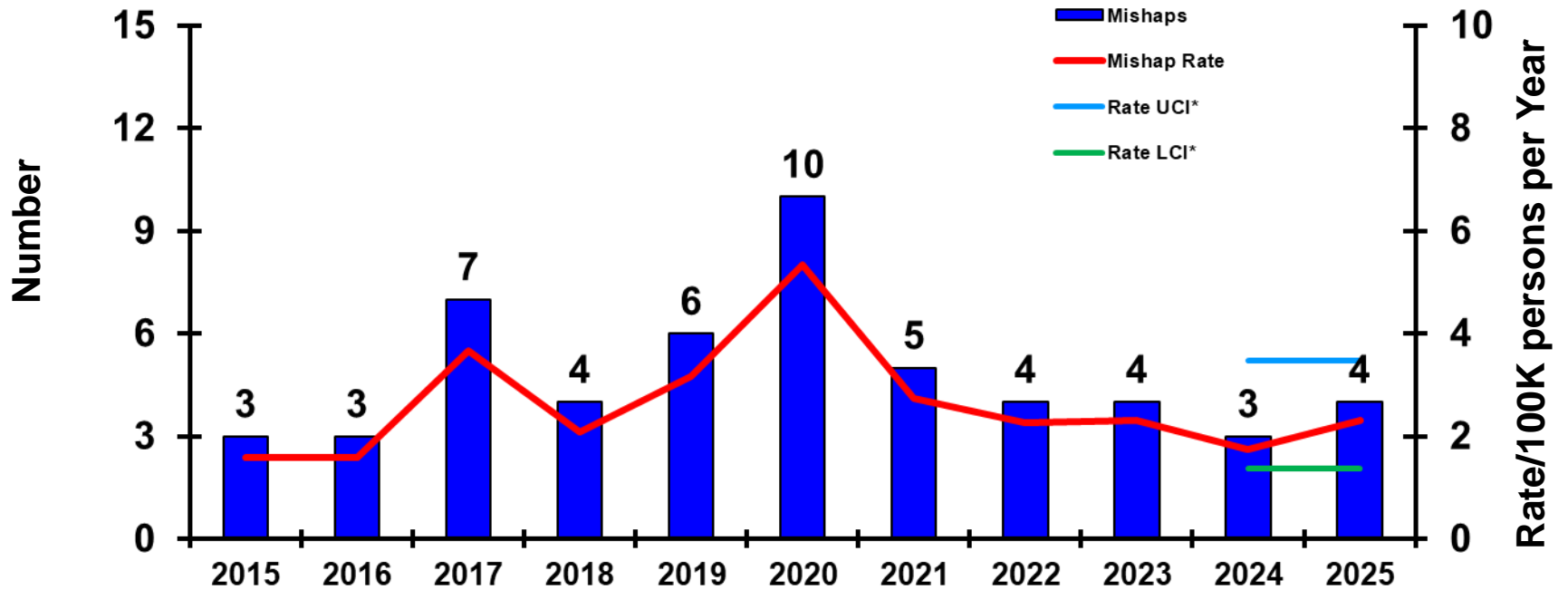
# CLASS 'A' - AVIATION GROUND MISHAPS (AGM) *Manned Aircraft Only*



|   | <u>30-Sep-25</u> | <u>30-Sep-24</u> |
|---|------------------|------------------|
| <b>CLASS A MISHAPS/MISHAP RATE FY COMPARISON:</b>       | 3/1.45           | 2/1.04           |
| <b>FY24 MISHAPS/MISHAP RATE:</b>                        | 2/1.04           |                  |
| <b>10-YEAR AVERAGE (FY15-FY24) MISHAPS/MISHAP RATE:</b> | 1.20/0.52        |                  |



# CLASS 'A' - GROUND ON-DUTY MISHAPS



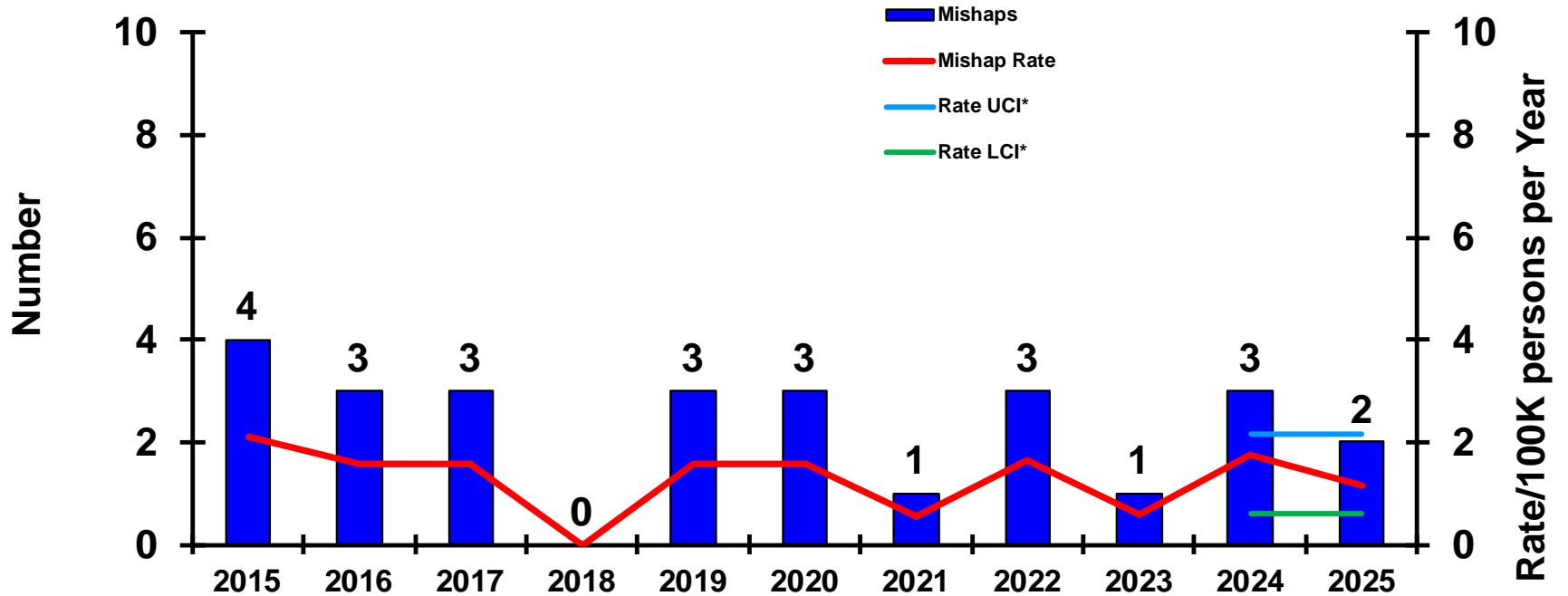
|   | <u>30-Sep-25</u> | <u>30-Sep-24</u> |
|---|------------------|------------------|
| <b>CLASS A MISHAPS/MISHAP RATE FY COMPARISON:</b>       | 4/2.32           | 3/1.74           |
| <b>FY24 MISHAPS/MISHAP RATE:</b>                        | 3/1.74           |                  |
| <b>10-YEAR AVERAGE (FY15-FY24) MISHAPS/MISHAP RATE:</b> | 5.00/2.71        |                  |

\*see last slide for definition of UCI/LCI



# CLASS 'A' - ON-DUTY MOTOR VEHICLE (MV) MISHAPS

(This slide is the summary slide for Slides 34-36. Slides 34-36 provide additional detailed information)

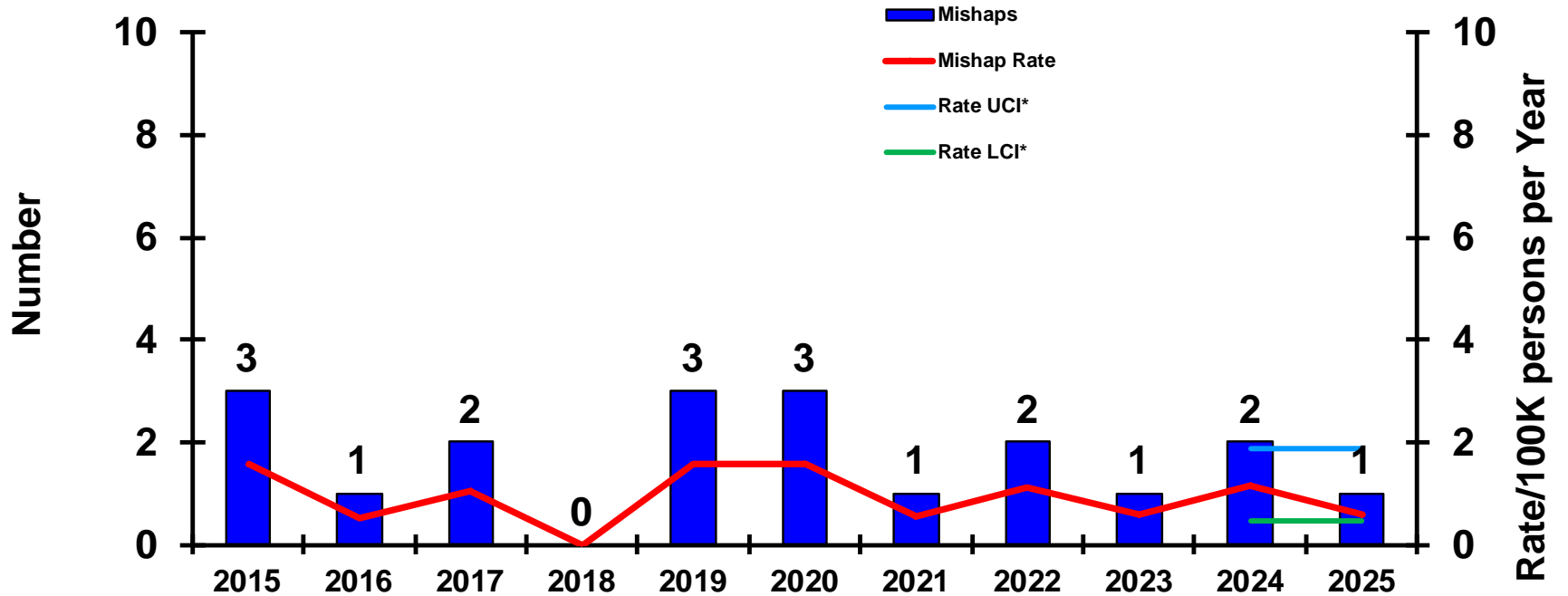


|   | <u>30-Sep-25</u> | <u>30-Sep-24</u> |
|---|------------------|------------------|
| <b>CLASS A MISHAPS/MISHAP RATE FY COMPARISON:</b>       | 2/1.16           | 3/1.74           |
| <b>FY24 MISHAPS/MISHAP RATE:</b>                        | 3/1.74           |                  |
| <b>10-YEAR AVERAGE (FY15-FY24) MISHAPS/MISHAP RATE:</b> | 2.40/1.29        |                  |

\*see last slide for definition of UCI/LCI



# CLASS 'A' - TACTICAL VEHICLE (TACVEH) MISHAPS

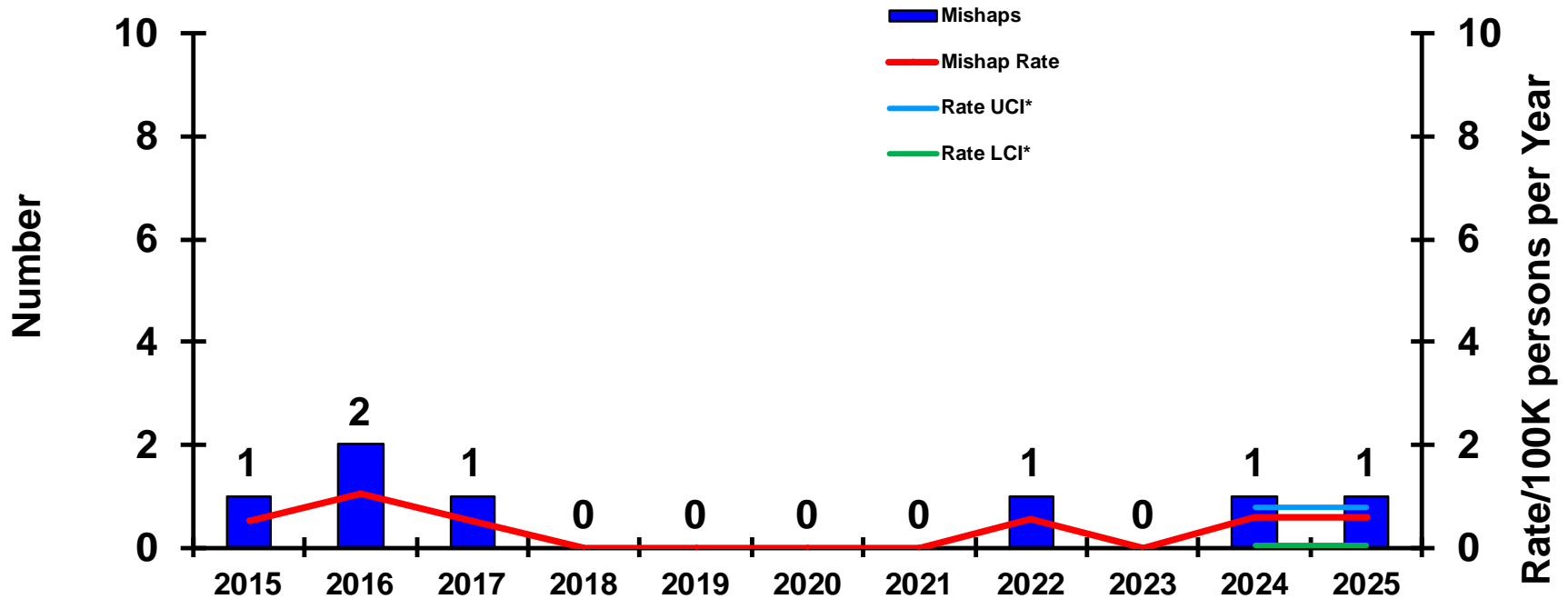


|   | <u>30-Sep-25</u> | <u>30-Sep-24</u> |
|---|------------------|------------------|
| <b>CLASS A MISHAPS/MISHAP RATE FY COMPARISON:</b>       | 1/0.58           | 2/1.16           |
| <b>FY24 MISHAPS/MISHAP RATE:</b>                        | 2/1.16           |                  |
| <b>10-YEAR AVERAGE (FY15-FY24) MISHAPS/MISHAP RATE:</b> | 1.80/0.97        |                  |

\*see last slide for definition of UCI/LCI



# CLASS 'A' - COMMERCIAL VEHICLE (COMMVEH) MISHAPS

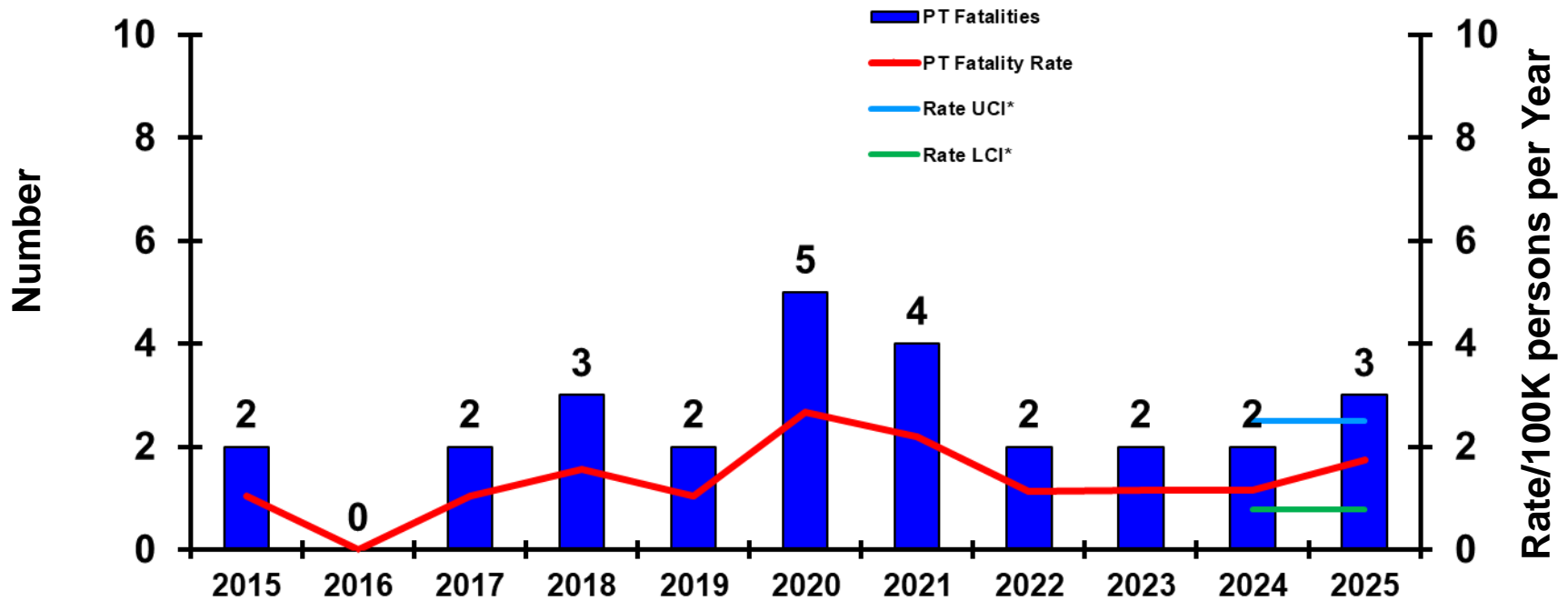


|   | <u>30-Sep-25</u> | <u>30-Sep-24</u> |
|---|------------------|------------------|
| <b>CLASS A MISHAPS/MISHAP RATE FY COMPARISON:</b>       | 1/0.58           | 1/0.58           |
| <b>FY24 MISHAPS/MISHAP RATE:</b>                        | 1/0.58           |                  |
| <b>10-YEAR AVERAGE (FY15-FY24) MISHAPS/MISHAP RATE:</b> | 0.60/0.32        |                  |

\*see last slide for definition of UCI/LCI



# CLASS 'A' - PHYSICAL TRAINING FATALITIES

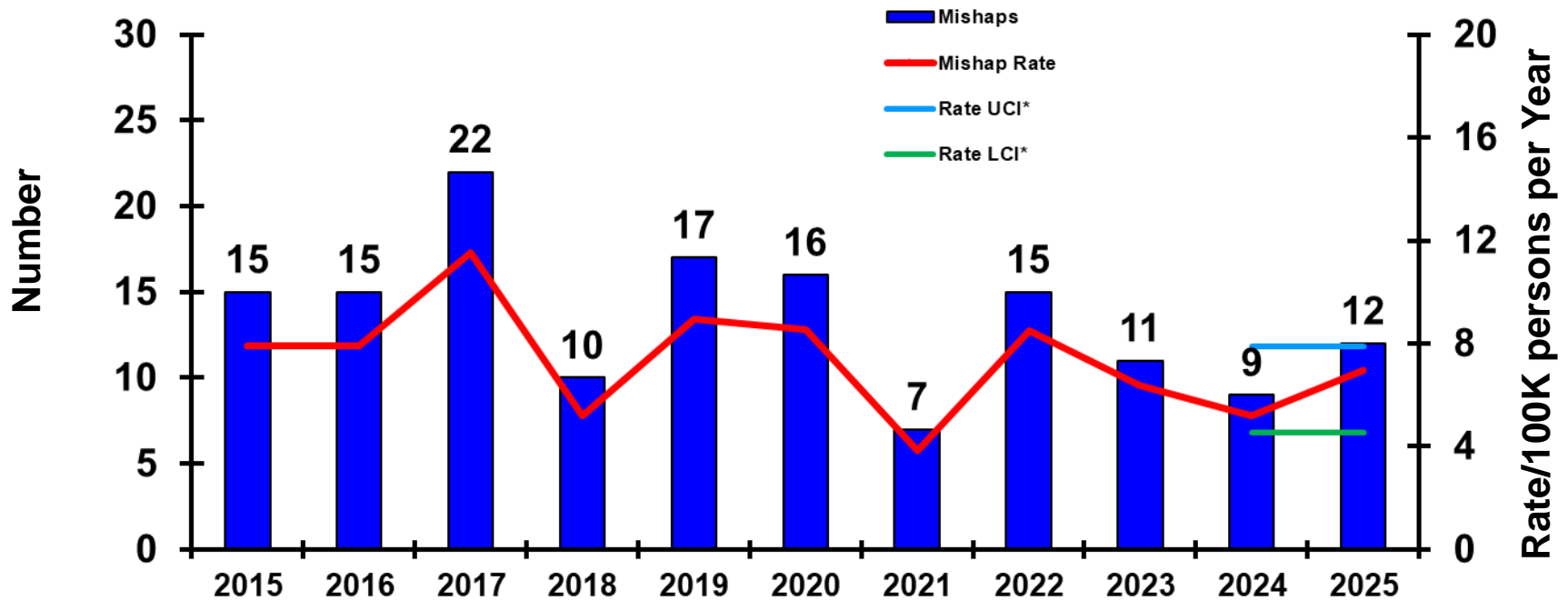


|  | <u>30-Sep-25</u> | <u>30-Sep-24</u> |
|--|------------------|------------------|
| <b>CLASS A FATALITIES/FATALITY RATE FY COMPARISON:</b>       | 3/1.74           | 2/1.16           |
| <b>FY24 FATALITIES/FATALITY RATE:</b>                        | 2/1.16           |                  |
| <b>10-YEAR AVERAGE (FY15-FY24) FATALITIES/FATALITY RATE:</b> | 2.50/1.36        |                  |

\*see last slide for definition of UCI/LCI



# CLASS 'A' - ON-DUTY MISHAPS

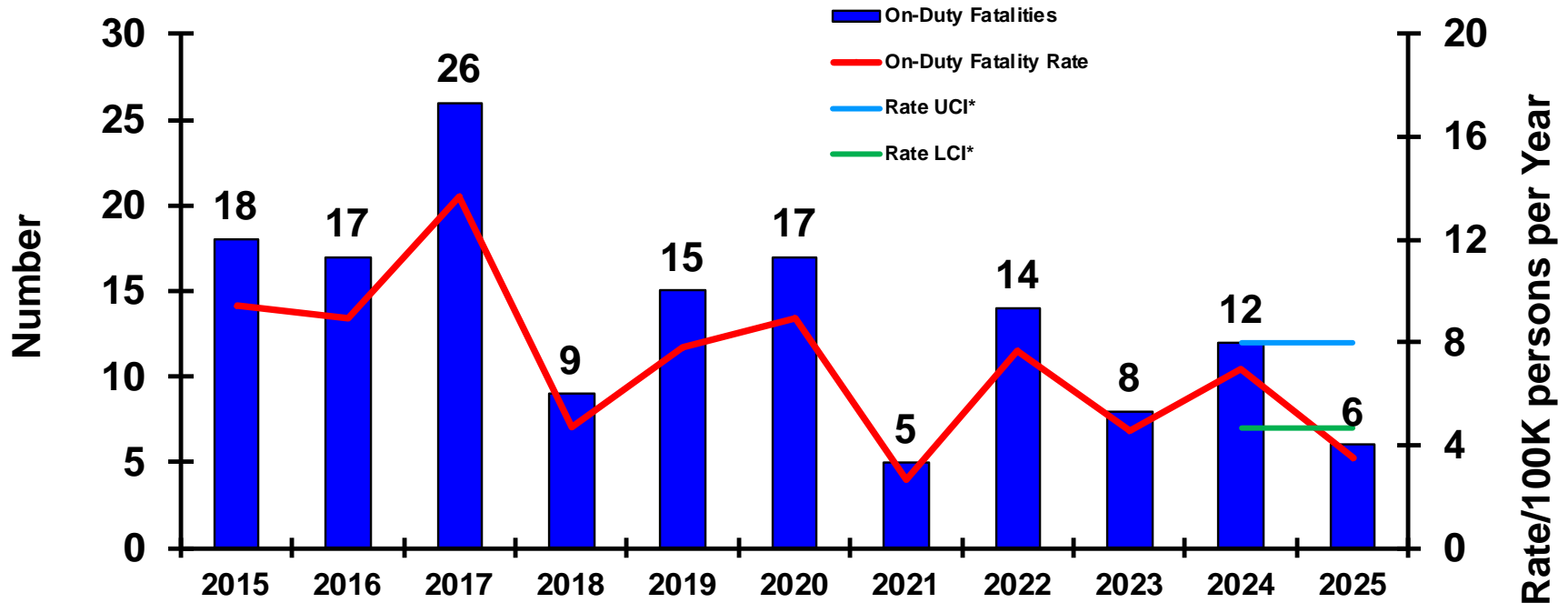


|   | <u>30-Sep-25</u> | <u>30-Sep-24</u> |
|---|------------------|------------------|
| <b>CLASS A MISHAPS/MISHAP RATE FY COMPARISON:</b>       | 12/6.96          | 9/5.21           |
| <b>FY24 MISHAPS/MISHAP RATE:</b>                        | 9/5.21           |                  |
| <b>10-YEAR AVERAGE (FY15-FY24) MISHAPS/MISHAP RATE:</b> | 13.40/7.26       |                  |

\*see last slide for definition of UCI/LCI



# CLASS 'A' - ON-DUTY FATALITIES



Slide does not show Government Civilian Fatalities: FY25 - 0

Slide does not show Permanent Total Disability (PTD) : FY25 - 1

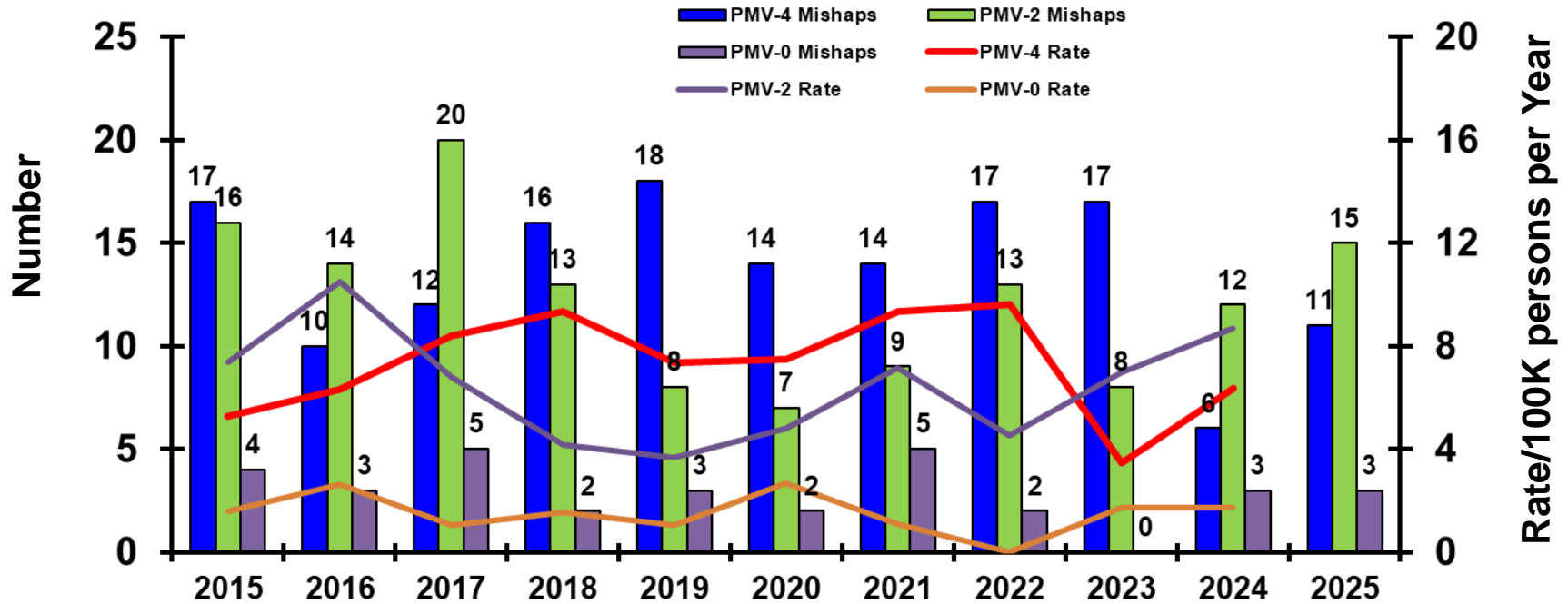
|  | 30-Sep-25  | 30-Sep-24 |
|--|------------|-----------|
| <b>CLASS A FATALITIES/FATALITY RATE FY COMPARISON:</b>       | 6/3.49     | 12/6.97   |
| <b>FY24 FATALITIES/FATALITY RATE:</b>                        | 12/6.95    |           |
| <b>10-YEAR AVERAGE (FY15-FY24) FATALITIES/FATALITY RATE:</b> | 14.10/7.57 |           |

\*see last slide for definition of UCI/LCI



# CLASS 'A' - PRIVATE MOTOR VEHICLE (PMV) MISHAPS

(This slide is the summary slide for Slides 40-43. Slides 40-43 provide additional detailed information)



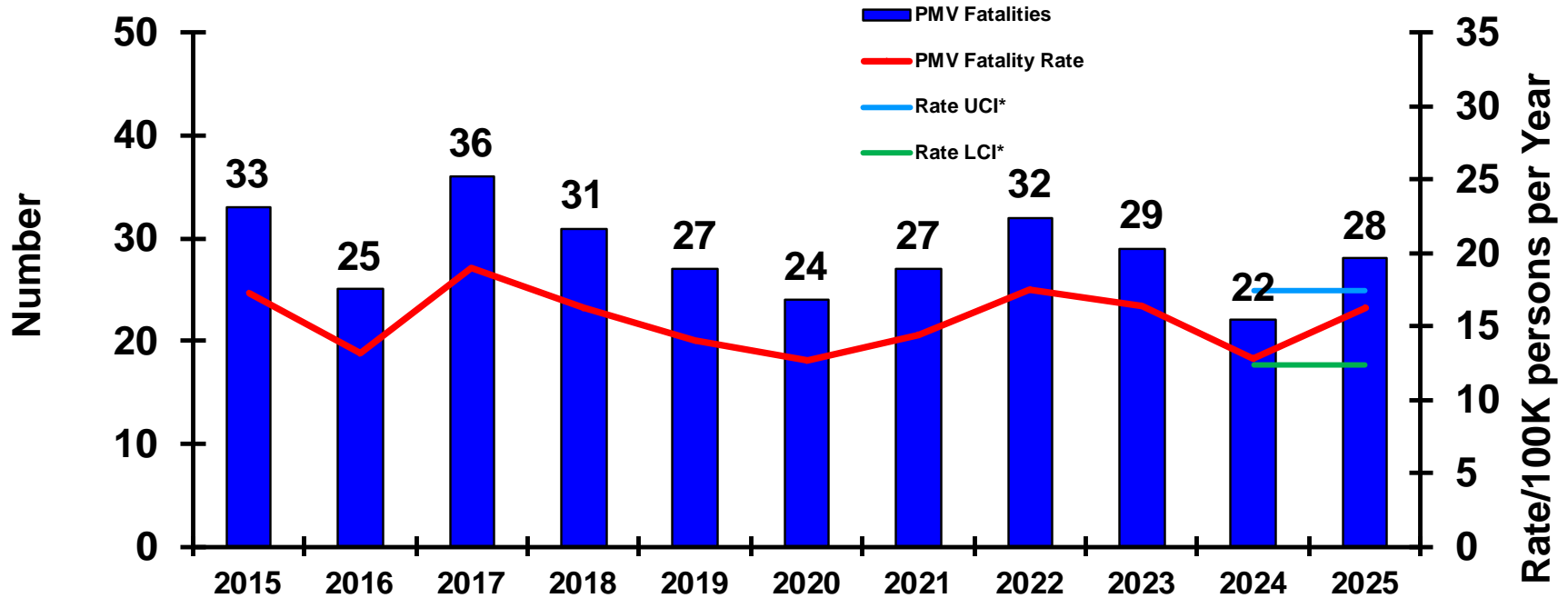
|  | PMV-4            |                  | PMV-2            |                  | PMV-0            |                  |
|--|------------------|------------------|------------------|------------------|------------------|------------------|
|  | <u>30-Sep-25</u> | <u>30-Sep-24</u> | <u>30-Sep-25</u> | <u>30-Sep-24</u> | <u>30-Sep-25</u> | <u>30-Sep-24</u> |
| CLASS A MISHAPS/MISHAP RATE FY COMPARISON:       | 11/6.37          | 6/3.48           | 15/8.69          | 12/6.95          | 3/1.74           | 3/1.74           |
| FY25 MISHAPS/MISHAP RATE:                        | 6/3.48           |                  | 12/6.95          |                  | 3/1.74           |                  |
| 10-YEAR AVERAGE (FY16-FY25) MISHAPS/MISHAP RATE: | 13.50/7.32       |                  | 11.90/6.45       |                  | 2.80/1.52        |                  |

\*see last slide for definition of UCI/LCI



# CLASS 'A' - PRIVATE MOTOR VEHICLE (PMV) FATALITIES

(This slide is the summary slide for Slides 41-43. Slides 41-43 provide additional detailed information)

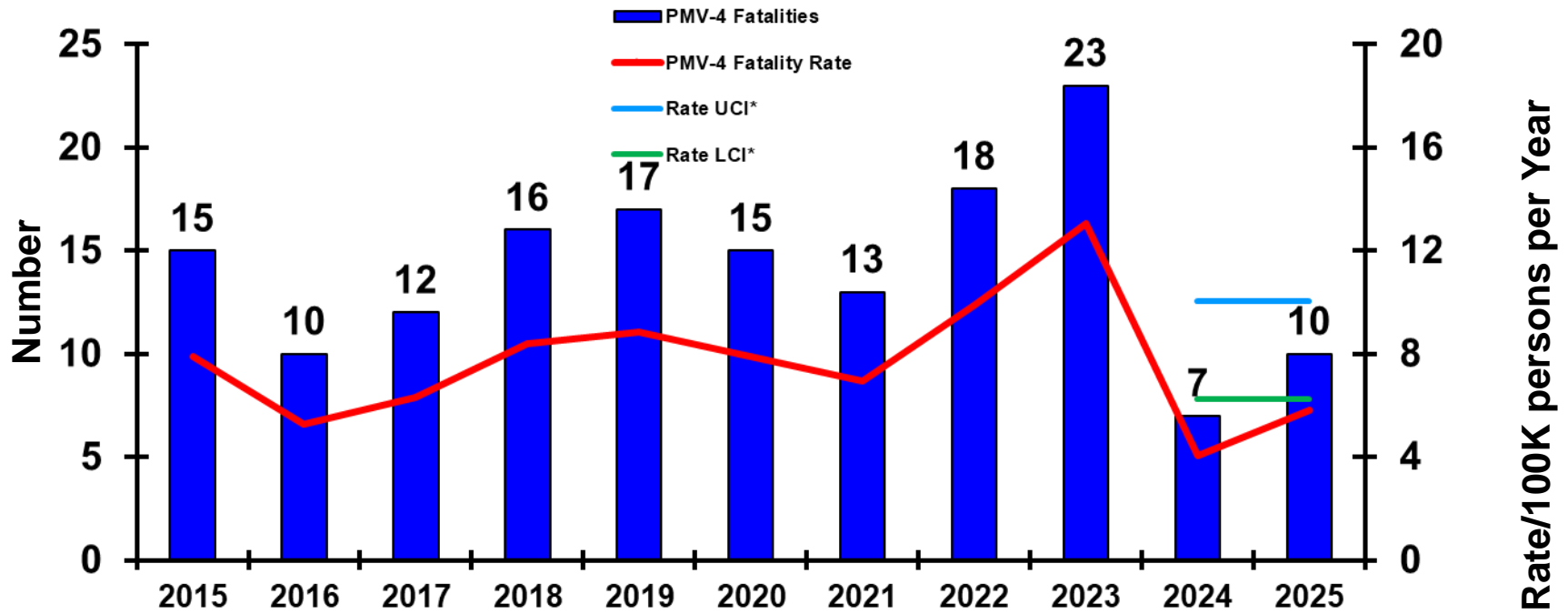


|  | <u>30-Sep-25</u> | <u>30-Sep-24</u> |
|--|------------------|------------------|
| <b>CLASS A FATALITIES/FATALITY RATE FY COMPARISON:</b>       | 28/16.27         | 22/12.78         |
| <b>FY24 FATALITIES/FATALITY RATE:</b>                        | 22/12.75         |                  |
| <b>10-YEAR AVERAGE (FY15-FY24) FATALITIES/FATALITY RATE:</b> | 28.60/15.35      |                  |

\*see last slide for definition of UCI/LCI



# CLASS 'A' - AUTOMOBILE (PMV-4) FATALITIES



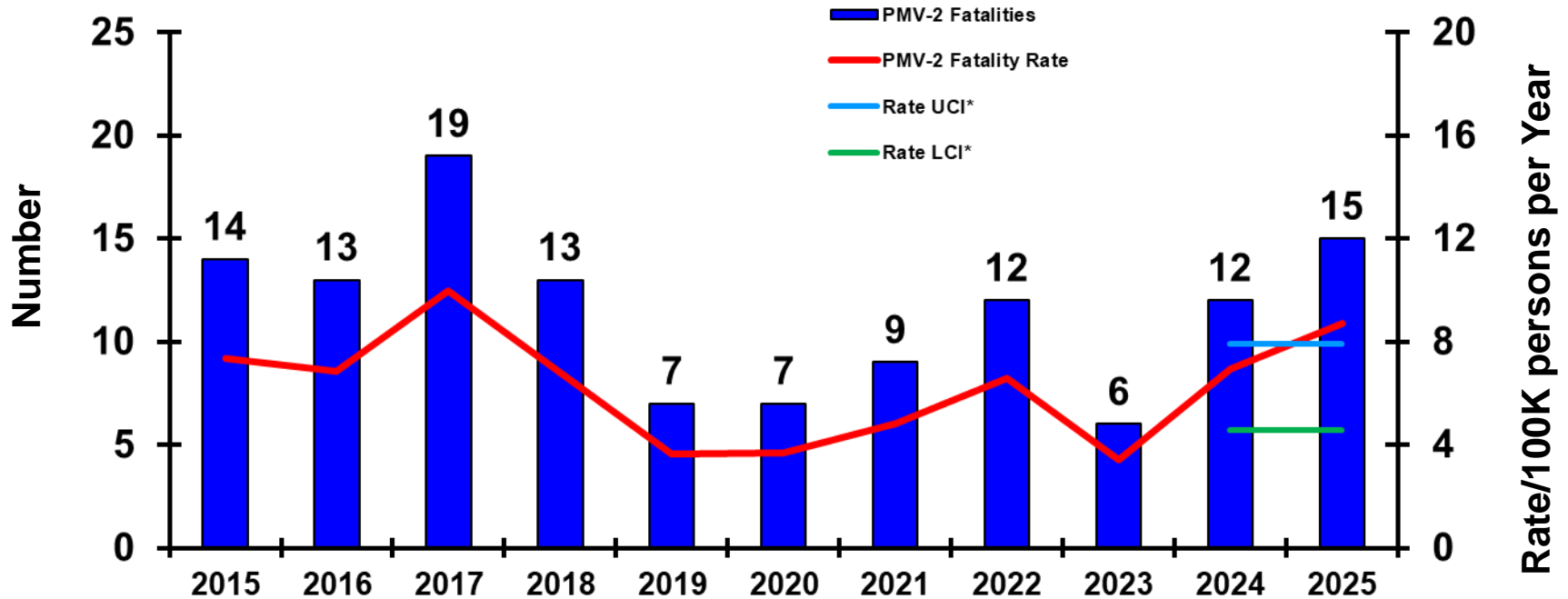
Slide does not show Permanent Total Disability (PTD) : FY25 - 1

|  | <u>30-Sep-25</u> | <u>30-Sep-24</u> |
|--|------------------|------------------|
| <b>CLASS A FATALITIES/FATALITY RATE FY COMPARISON:</b>       | 10/10.05         | 7/4.06           |
| <b>FY25 FATALITIES/FATALITY RATE:</b>                        | 7/4.06           |                  |
| <b>10-YEAR AVERAGE (FY16-FY25) FATALITIES/FATALITY RATE:</b> | 14.10/7.64       |                  |

\*see last slide for definition of UCI/LCI



# CLASS 'A' - MOTORCYCLE (PMV-2) FATALITIES

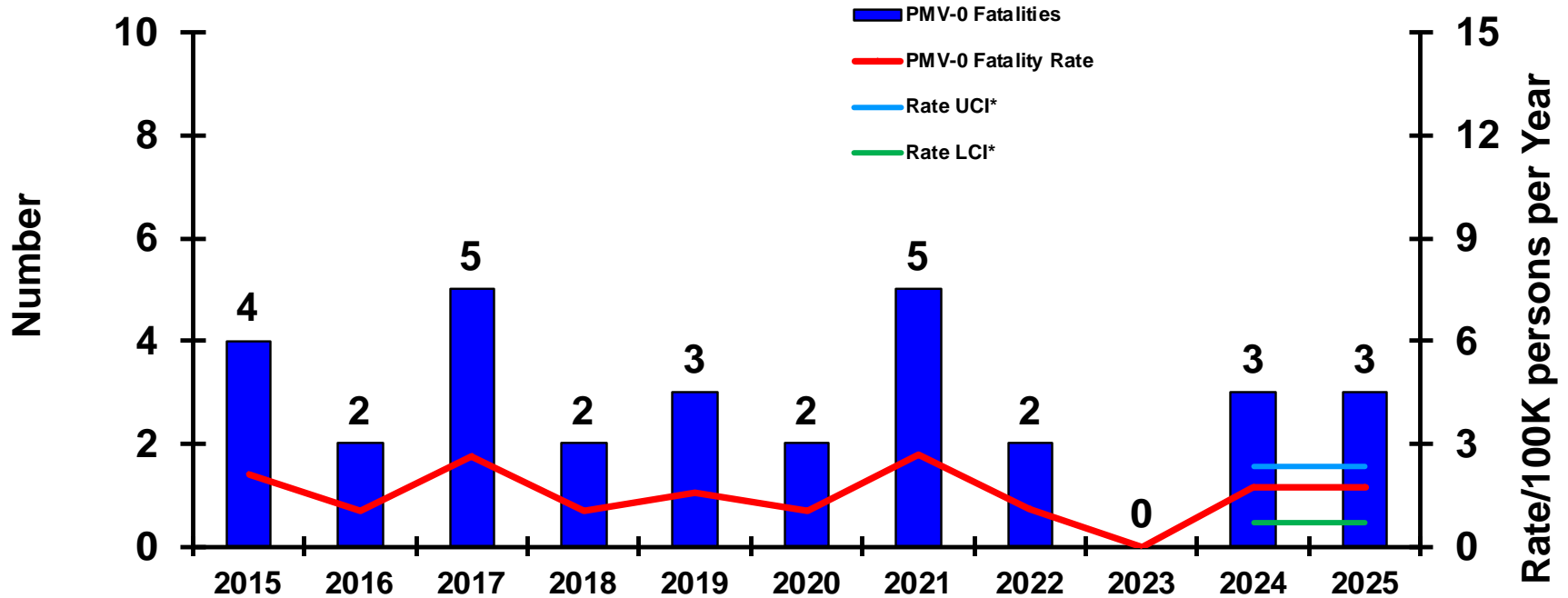


|  | <u>30-Sep-25</u> | <u>30-Sep-24</u> |
|--|------------------|------------------|
| <b>CLASS A FATALITIES/FATALITY RATE FY COMPARISON:</b>       | 15/8.69          | 12/6.95          |
| <b>FY25 FATALITIES/FATALITY RATE:</b>                        | 12/6.95          |                  |
| <b>10-YEAR AVERAGE (FY16-FY25) FATALITIES/FATALITY RATE:</b> | 11.30/6.13       |                  |

\*see last slide for definition of UCI/LCI



# CLASS 'A' - PEDESTRIAN (PMV-0) FATALITIES

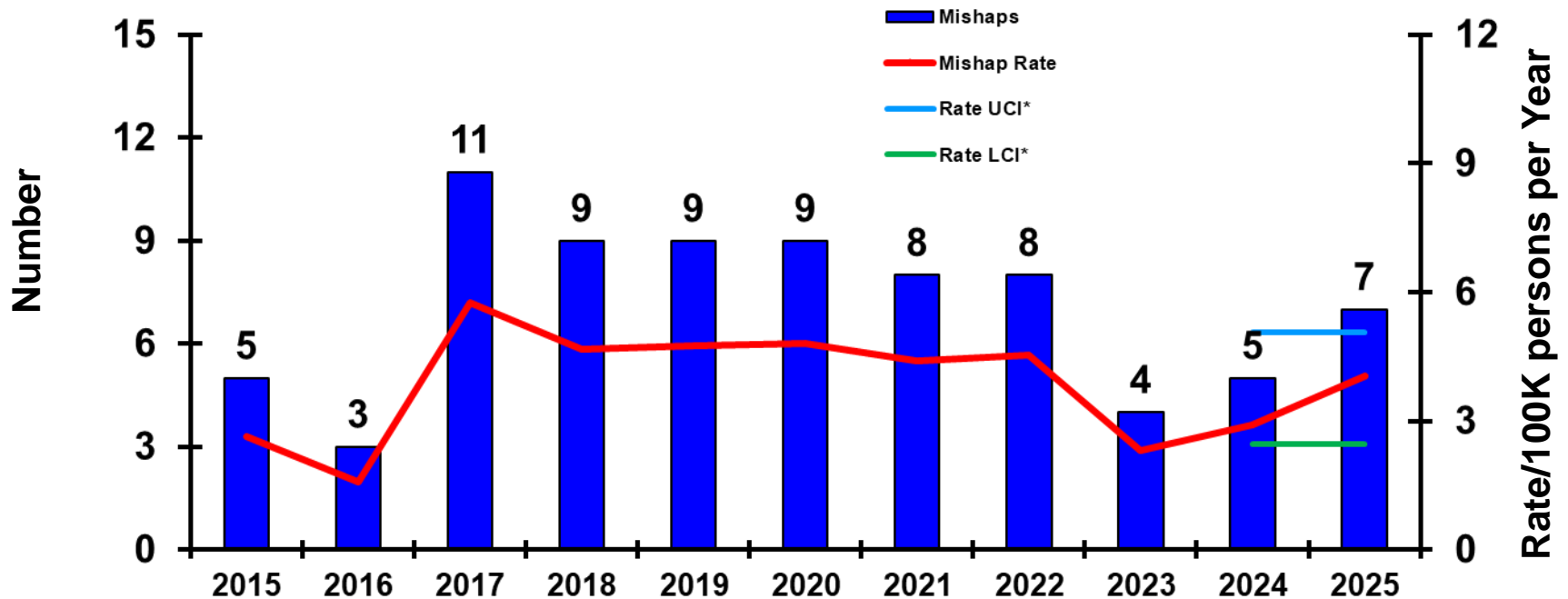


|  | 30-Sep-25 | 30-Sep-24 |
|--|-----------|-----------|
| <b>CLASS A FATALITIES/FATALITY RATE FY COMPARISON:</b>       | 3/1.74    | 3/1.74    |
| <b>FY24 FATALITIES/FATALITY RATE:</b>                        | 3/1.74    |           |
| <b>10-YEAR AVERAGE (FY15-FY24) FATALITIES/FATALITY RATE:</b> | 2.80/1.50 |           |

\*see last slide for definition of UCI/LCI



# CLASS 'A' - OFF-DUTY/REC MISHAPS

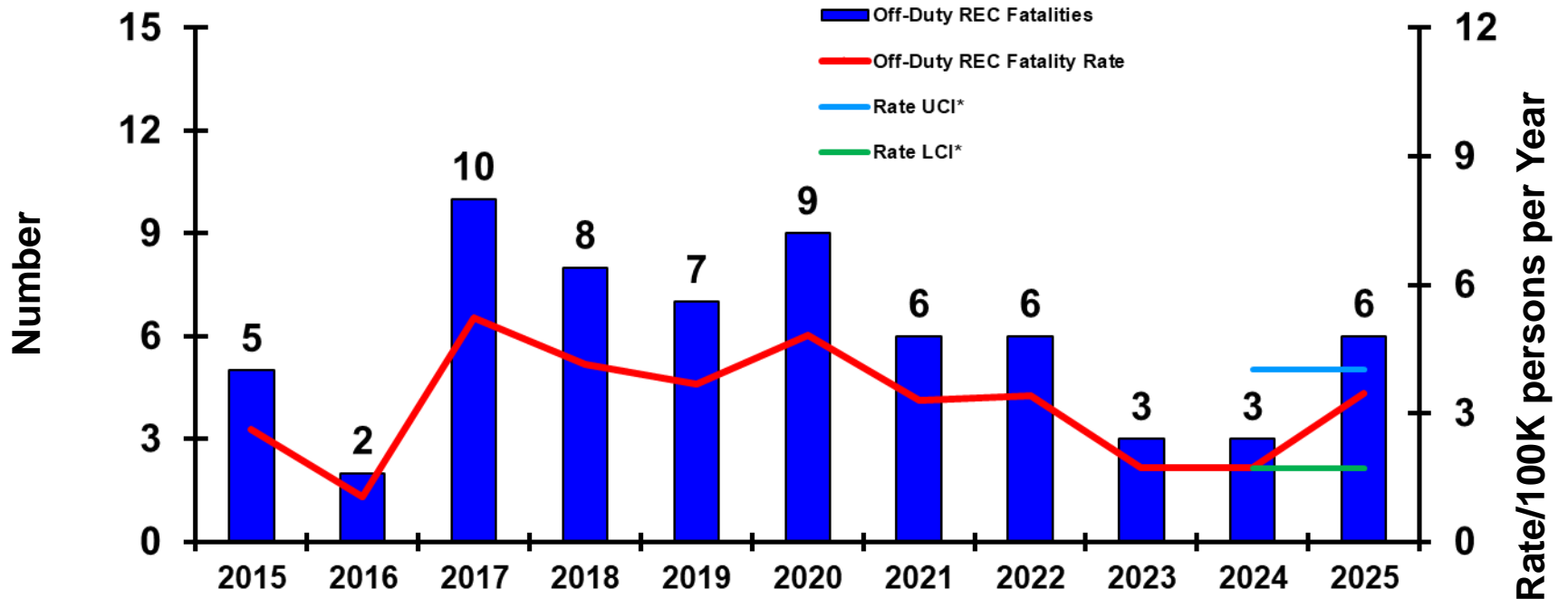


|   | <u>30-Sep-25</u> | <u>30-Sep-24</u> |
|---|------------------|------------------|
| <b>CLASS A MISHAPS/MISHAP RATE FY COMPARISON:</b>       | 7.4/06           | 5/2.90           |
| <b>FY24 MISHAPS/MISHAP RATE:</b>                        | 5/2.90           |                  |
| <b>10-YEAR AVERAGE (FY15-FY24) MISHAPS/MISHAP RATE:</b> | 7.30/3.96        |                  |

\*see last slide for definition of UCI/LCI



# CLASS 'A' - OFF-DUTY/REC FATALITIES



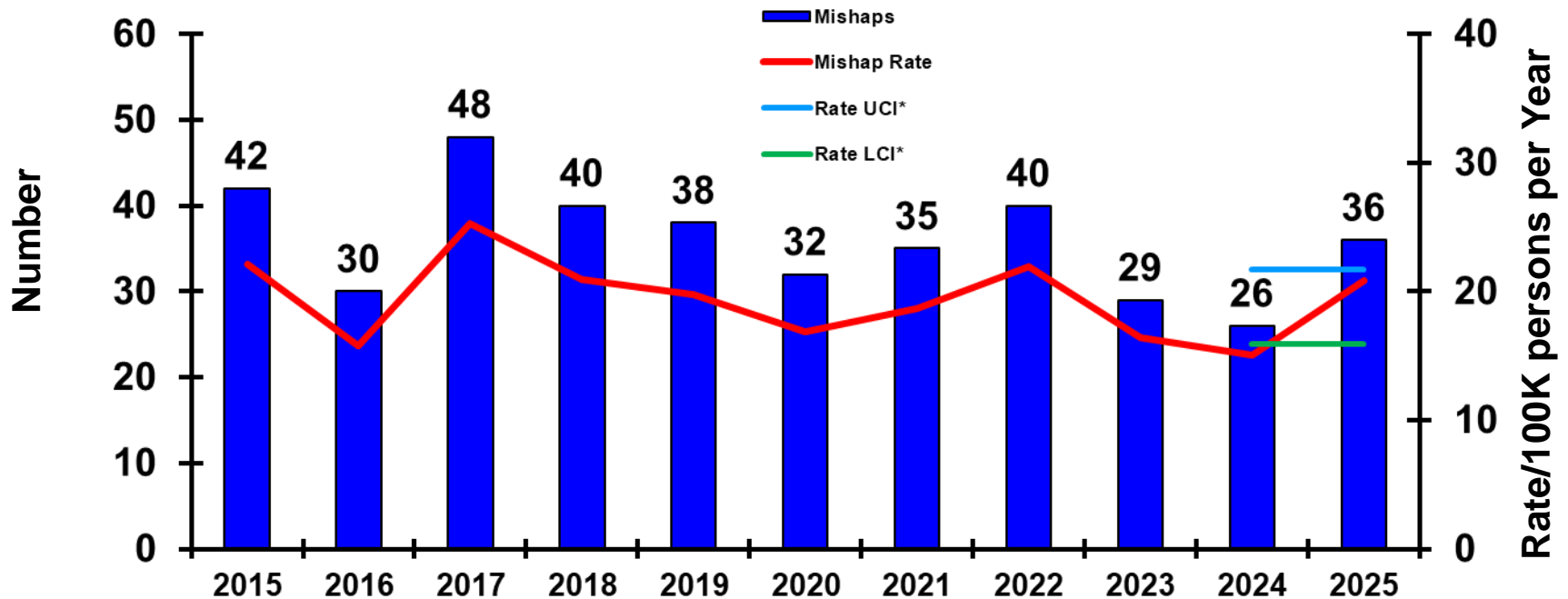
Slide does not show Permanent Total Disability (PTD) : FY25 - 1

|  | <u>30-Sep-25</u> | <u>30-Sep-24</u> |
|--|------------------|------------------|
| <b>CLASS A FATALITIES/FATALITY RATE FY COMPARISON:</b>       | 6/3.48           | 3/1.74           |
| <b>FY24 FATALITIES/FATALITY RATE:</b>                        | 3/1.74           |                  |
| <b>10-YEAR AVERAGE (FY15-FY24) FATALITIES/FATALITY RATE:</b> | 6.00/3.25        |                  |

\*see last slide for definition of UCI/LCI



# CLASS 'A' - OFF-DUTY MISHAPS

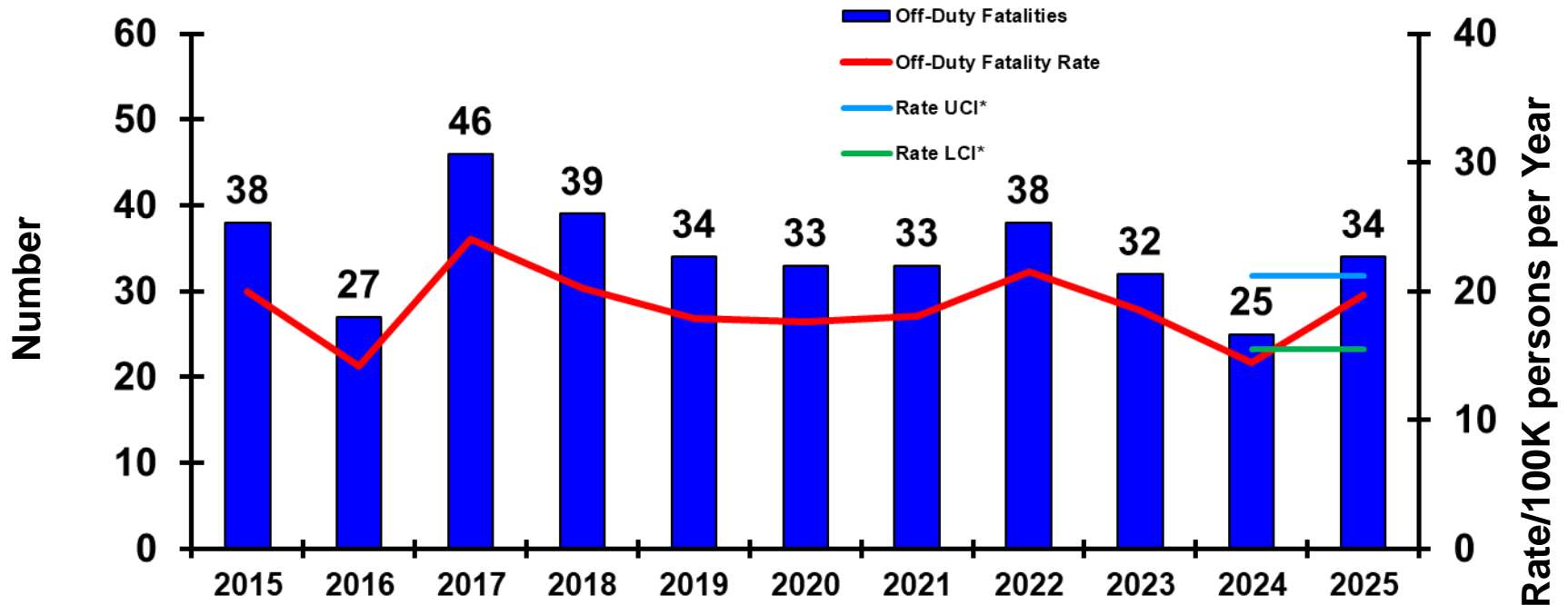


|   | <u>30-Sep-25</u> | <u>30-Sep-24</u> |
|---|------------------|------------------|
| <b>CLASS A MISHAPS/MISHAP RATE FY COMPARISON:</b>       | 36/20.86         | 26/15.06         |
| <b>FY25 MISHAPS/MISHAP RATE:</b>                        | 26/15.06         |                  |
| <b>10-YEAR AVERAGE (FY16-FY25) MISHAPS/MISHAP RATE:</b> | 35.40/19.19      |                  |

\*see last slide for definition of UCI/LCI



# CLASS 'A' - OFF-DUTY FATALITIES



Slide does not show Government Civilian Fatalities: FY25 - 0

Slide does not show Permanent Total Disability (PTD) : FY25 - 2

|  | <u>30-Sep-25</u> | <u>30-Sep-24</u> |
|--|------------------|------------------|
| <b>CLASS A FATALITIES/FATALITY RATE FY COMPARISON:</b>       | 34/19.70         | 25/14.48         |
| <b>FY24 FATALITIES/FATALITY RATE:</b>                        | 25/14.48         |                  |
| <b>10-YEAR AVERAGE (FY15-FY24) FATALITIES/FATALITY RATE:</b> | 34.10/18.49      |                  |

\*see last slide for definition of UCI/LCI



# **USN - SHORT NARRATIVES**

## **USN CLASS 'A' - AVIATION CLASS A MISHAPS (includes UAS/UAV, FRMs and AGMs not included in the Flight Slide) (12)**

- **CLASS A FLIGHT MISHAPS (11)**
  - 30 Sep 2025 (NAS Kingsville, TX) T-45C had engine failure in landing pattern, pilot safely ejected, sustained minor injury.
  - 20 Aug 2025 (Virginia Beach, VA) F/A-18E mishap, pilot safely ejected, sustained minor injuries.
  - 30 Jul 2025 (NAS Lemoore, CA) F-35C mishap, pilot ejected, no fatality.
  - 2 Jun 2025 (Milton FL) TH-73A hard landing, both aviators sustained minor injuries.
  - 6 May 2025 (Location Withheld – OPSEC) F/A-18F experienced landing mishap, both aircrew ejected and sustained minor injuries.
  - 28 Mar 2025 (Milton, FL) TH-57C experienced hard landing during taxiing, injury sustained by one aircrew.
  - 21 Mar 2025 (Location Withheld – OPSEC) E-2D had an inflight mishap, landed safely, no injury to aircrew.
  - 12 Feb 2025 (IVO NAS North Island, San Diego, CA) E/A-18G departed end of the runway, both aviators ejected safely with minor injuries.
  - 27 Dec 2024 (Location Withheld – OPSEC) MH-60S experienced hard landing, no injuries reported.
  - 22 Dec 2024 (Location Withheld – OPSEC) F/A-18F allegedly struck by friendly fire, both aircrew ejected safely, minor injuries reported.
  - 15 Oct 2024 (IVO Mt Rainer, Washington) EA-18G crashed during training evolution; crew deceased.
  
- **CLASS 'A' FLIGHT-RELATED MISHAPS (FREL) (0)**
  - NSTR
  
- **CLASS 'A' AGM MISHAPS (1)**
  - 16 Jan 2025 (NAS Fallon, NV) F-16C experienced engine damage during maintenance-related engine turn. No injuries reported.
  
- **CLASS 'A' MISHAP – UAV (0)**
  - NSTR



# **USN - SHORT NARRATIVES**

## **USN CLASS 'A' - AFLOAT MISHAPS (7)**

### **CLASS A SURFACE SHIP MISHAPS (6)**

- 13 Sep 2025 (Location Withheld – OPSEC) USS Ship experienced equipment malfunction, minor injuries sustained by crew.
- 8 Sep 2025 (Location Withheld – OPSEC) Equipment damaged, no injury to crew.
- 23 Aug 2025 (Location Withheld – OPSEC) Equipment damaged on USS Ship, no injury to crew.
- 20 Aug 2025 (Location Withheld – OPSEC) USS Ship had multi-compartment fire, two personnel sustained minor injuries.
- 12 Feb 2025 (Location Withheld – OPSEC) USS Ship had collision underway, no injury to crew.
- 27 Jan 2025 (Location Withheld – OPSEC) USS Ship sustained damage to equipment, no injury to crew.

### **CLASS A SUBMARINE MISHAPS (0)**

- NSTR

### **CLASS A DIVE/CNIC/NSW/NECC/OTHER MISHAPS**

- NSTR

### **CLASS 'A' MSC AFLOAT MISHAPS (1)**

- 18 Dec 2024 (Location Withheld – OPSEC) Material damaged during USNS VERTREP, no injury to crew.

## **USN CLASS 'A' - SHORE MISHAPS (8)**

### **CLASS A SHORE MISHAPS (5)**

- 2 Aug 2025 (Washington DC) Equipment in building damaged, no injury to personnel.
- 29 Jul 2025 (San Diego, CA) SVM involved in a training mishap, died at hospital.
- 1 Jul 2025 (Porterville, CA) SVM involved in a training mishap, died at scene.
- 24 Mar 2025 (Chesapeake, VA) SVM involved in a training mishap, died at hospital.
- 17 Nov 2024 (Craderock, MD) Fire damaged building and equipment inside. No injury to personnel.

### **CLASS 'A' PHYSICAL TRAINING MISHAPS (3)**

- 27 Aug 2025 (NS Rota, Spain) SVM participating in command-sponsored PT, died at hospital.
- 14 Aug 2025 (San Diego, CA) SVM participated in command-sponsored PRT, died at hospital.
- 12 Jun 2025 (Great Lakes NB, IL) SVM collapsed during on-duty PT run, died at hospital.



# **USN - SHORT NARRATIVES**

## **USN CLASS 'A' - ON-DUTY MOTOR VEHICLE MISHAPS (0)**

- **CLASS 'A' TACTICAL VEHICLE MISHAPS (0)**
  - NSTR
  
- **CLASS 'A' COMMERCIAL VEHICLE MISHAPS (0)**
  - NSTR

## **USN CLASS 'A' - PMV FATALITIES (45)**

- **PMV-4 FATALITIES (14)**
  - 24 Aug 2025 (Cheyenne, OK) SVM involved in a motor vehicle accident, died at scene.
  - 1 Aug 2025 (Catawba County, NC) SVM involved in a motor vehicle accident, died at scene.
  - 8 Jun 2025 (San Diego, CA) SVM involved in a single motor vehicle accident, died at scene.
  - 8 Jun 2025 (Virginia Beach, VA) 3 x SVM involved in a single motor vehicle accident, all died at scene.
  - 4 Jun 2025 (San Diego, CA) SVM involved in a motor vehicle accident on base, died at scene.
  - 31 May 2025 (Guantanamo Bay, Cuba) SVM involved in a motor vehicle accident, died at hospital.
  - 21 May 2025 (San Diego, CA) SVM involved in a motor vehicle accident on base, died at scene.
  - 10 May 2025 (San Diego, CA) SVM involved in a motor vehicle accident on base, died at scene.
  - 12 Apr 2025 (Bremerton, WA) SVM involved in a motor vehicle accident, died at scene.
  - 29 Jan 2025 (Pensacola, FL) SVM involved in a motor vehicle accident, died at hospital on 5 Feb 2025.
  - 13 Nov 2024 (Chinquapin, NC) SVM involved in a motor vehicle accident, died at scene.
  - 7 Nov 2024 (Lumber City, GA) SVM involved in a motor vehicle accident, died at scene.
  
- **PMV-2 FATALITIES (30)**
  - 28 Sep 2025 (Jacksonville, FL) SVM involved in a motorcycle accident, died at scene.
  - 20 Sep 2025 (San Diego, CA) SVM involved in a motorcycle accident, died at scene.
  - 13 Sep 2025 (Norfolk, VA) SVM involved in a motorcycle accident, died at hospital.
  - 10 Sep 2025 (Spring Grove, IL) SVM involved in a motorcycle accident, died at scene.
  - 21 Aug 2025 (Chesapeake, VA) SVM involved in a motorcycle accident, died at hospital.
  - 10 Aug 2025 (Kapolei, HI) SVM involved in a motorcycle, died at scene.
  - 7 Jul 2025 (San Diego, CA) SVM involved in a motorcycle accident, died at hospital.
  - 7 Jun 2025 (Meadville, PA) SVM involved in a motorcycle accident, died at scene.
  - 5 Jun 2025 (Portsmouth, RI) SVM involved in a motorcycle accident, succumbed to injuries on 6 Jun 25 in hospital.



# **USN - SHORT NARRATIVES**

## **USN CLASS 'A' - PMV FATALITIES (45) - Continued**

- **PMV-2 FATALITIES (30)**
  - 31 May 2025 (Poway, CA) SVM involved in a motorcycle accident, died at scene.
  - 27 May 2025 (Pensacola, FL) SVM involved in a motorcycle accident, succumbed to injuries on 2 Jun 25 in hospital.
  - 12 May 2025 (Norfolk, VA) SVM involved in a motorcycle accident, died at hospital.
  - 29 Apr 2025 (Jacksonville, FL) SVM involved in a motorcycle accident, died at scene.
  - 27 Apr 2025 (Sicily, IT) SVM involved in a motorcycle accident, succumbed to injuries on 28 Apr 25 in hospital.
  - 9 Apr 2025 (Honolulu, HI) SVM involved in a motorcycle accident, died at hospital.
  - 19 Mar 2025 (Charleston, SC) SVM involved in a motorcycle accident, died at hospital.
  - 14 Mar 2025 (Pensacola, FL) SVM involved in a motorcycle accident, died at hospital.
  - 23 Feb 2025 (Fairfax, VA) SVM involved in a motorcycle accident, died at scene.
  - 2 Feb 2025 (Hampton, VA) SVM involved in a motorcycle accident, died at scene.
  - 26 Jan 2025 (Jacksonville, FL) SVM involved in a motorcycle accident, died at scene.
  - 28 Dec 2024 (San Diego, CA) SVM involved in a motorcycle accident, died at scene.
  - 13 Dec 2024 (El Cajon, CA) SVM involved in a motorcycle accident, died at scene.
  - 1 Dec 2024 (Norfolk, VA) SVM involved in a motorcycle accident, died at scene.
  - 27 Nov 2024 (Jacksonville, FL) SVM involved in a motorcycle accident, died at scene.
  - 25 Nov 2024 (Hampton, VA) SVM involved in a motorcycle accident, died at scene.
  - 8 Nov 2024 (Groton, CT) SVM involved in a motorcycle accident, died at scene.
  - 7 Nov 2024 (Oak Harbor, WA) SVM involved in a motorcycle accident, died at hospital.
  - 31 Oct 2024 (St. Mary's, GA) SVM involved in a motorcycle accident, died at scene.
  - 22 Oct 2024 (Honolulu, HI) SVM involved in a motorcycle accident, died at scene.
  - 2 Oct 2024 (Kingsland, GA) SVM involved in a motorcycle accident, died at scene.
  
- **PMV-0 FATALITIES (1)**
  - 27 Nov 2024 (Vallejo, CA) SVM walking alongside road, struck by vehicle, died at scene.



# **USN - SHORT NARRATIVES**

## **USN CLASS 'A' USN - OFF-DUTY/RECREATIONAL FATALITIES (7)**

- **OFF-DUTY/REC FATALITIES (7)**
  - 8 Aug 2025 (Shelbyville, TN) SVM involved in an off-road ATV mishap, died at scene.
  - 4 Aug 2025 (Chula Vista, CA) SVM involved in an electric bicycle accident, died at scene.
  - 13 Mar 2025 (Conroe, TX) SVM died from possible over-consumption of alcohol.
  - 18 Jan 2025 (Maui, HI) SVM drowned while snorkeling, died at hospital.
  - 6 Dec 2024 (Ipan, Guam) SVM suffered drowning on beach, succumbed to injury on 7 Dec 24,
  - 25 Nov 2024 (Yokosuka, Japan) Sailor fell off base from an unknown height, succumbed to injuries.
  - 3 Nov 2024 (NS Meridian, MS) SVM suffered medical emergency, died at hospital.

## **USN CLASS 'A' – PERMANENT TOTAL DISABILITIES (1)**

- 17 May 2025 (Moncks Corner, SC) SVM injured in an off-duty boating mishap, resulting in serious injury (PTD)
- 19 Dec 2024 (Vail, CO) MIDN involved in a skiing accident while on leave, resulting on permanent total disability.



# **USMC - SHORT NARRATIVES**

## **USMC CLASS 'A' AVIATION MISHAPS (includes UAS/UAV, FRMs and AGMs not included in the Flight Slide) (6)**

- **CLASS A FLIGHT MISHAPS (3)**
  - 12 Sep 2025 (IVO Bakersfield, CA) AH-1Z struck wire during training, landed safely, no injury to aircrew.
  - 20 Dec 2024 (MCB Camp Pendleton, CA) CH-53E had inflight emergency, landed safely, all crew egressed, no injuries reported.
  - 25 Oct 2024 (MCAS Yuma, AZ) CH-53E: Aircraft crashed on takeoff. Aircraft repairable. Multiple minor injuries reported.
  
- **CLASS 'A' FLIGHT-RELATED MISHAPS (FREL) (0)**
  - NSTR
  
- **CLASS 'A' AGM MISHAPS (3)**
  - 18 Sep 2025 (MCAS Miramar, CA) CH-53E Aviation Ground Mishap, no injuries to crew.
  - 22 Aug 2025 (MCAGCC Twenty-Nine Palms, CA) CH-53E had engine fire during engine start on deck, no injury to personnel.
  - 30 Apr 2025 (MCAS Iwakuni, Japan) F-35B experience engine fire on deck during maintenance evolution, one person sustained minor injuries.
  
- **CLASS 'A' MISHAP – UAV (0)**
  - NSTR

## **USMC CLASS 'A' GROUND MISHAPS (4)**

- **CLASS A GROUND MISHAPS (1)**
  - 29 Aug 2025 (MCB Camp Pendleton, CA) Building sustained water damage, no injury to personnel.
  
- **CLASS A PHYSICAL TRAINING MISHAPS (3)**
  - 24 Jun 2025 (Orlando, FL) SVM collapsed during PFT, died at hospital.
  - 20 Dec 2024 (Camp Lejeune, NC) SVM involved in a training event, died at hospital.
  - 7 Dec 2024 (MCB Camp Pendleton, CA) SVM involved in a command-directed hike, succumbed to injuries enroute to the hospital.



# **USMC - SHORT NARRATIVES**

## **USMC CLASS 'A' ON-DUTY MOTOR VEHICLE MISHAPS (2)**

### **CLASS 'A' TACTICAL VEHICLE MISHAPS (1)**

- 8 Nov 2024 (MCB Camp Pendleton, CA) SVM sustained fatal injury during work evolution.

### **CLASS 'A' COMMERCIAL VEHICLE MISHAPS (1)**

- 15 April 2025 (El Paso, TX) 3 x SVM injured in a motor vehicle accident on duty, two succumbed to their injuries at the hospital.

## **USMC CLASS 'A' PMV FATALITIES (28)**

### **PMV-4 FATALITIES (10)**

- 3 Aug 2025 (Wilmington, NC) SVM involved in a motor vehicle accident, died at the scene.
- 24 Jul 2025 (Durham, NC) SVM involved in a motor vehicle accident, died at hospital.
- 21 Jun 2025 (Fairfax, VA) SVM involved in a motor vehicle accident, died at hospital on 22 Jun 25.
- 6 Jun 2025 (Hampstead, MD) SVM involved in a single motor vehicle accident, all died at scene.
- 1 Mar 2025 (Holly Ridge, NC) SVM involved in a motor vehicle accident, died at scene.
- 30 Dec 2024 (Houston, TX) SVM involved in a motor vehicle accident, died at hospital.
- 24 Dec 2024 (Augusta, GA) SVM involved in a motor vehicle accident, succumbed to injuries on 24 Dec 24.
- 22 Dec 2024 (Klamath County, OR) SVM involved in a motor vehicle accident, died at scene.
- 15 Dec 2024 (Punalu'u, HI) SVM involved in a motor vehicle accident, succumbed to injuries on 19 Dec 24.
- 6 Dec 2024 (Richland, NC) SVM involved in a motor vehicle accident, died at scene.

### **PMV-2 FATALITIES (15)**

- 19 Sep 2025 (Goldvein, VA) SVM involved in a motorcycle accident, died at scene.
- 15 Aug 2025 (Okinawa, Japan) SVM involved in a motorcycle accident, died at hospital on 16 Aug 2025.
- 2 Jul 2025 (Kailua, HI) SVM involved in a motorcycle accident, died at scene.
- 19 Jun 2025 (Chesterfield, VA) SVM involved in a motorcycle accident, died at hospital.
- 29 May 2025 (San Antonio, TX) SVM involved in a motorcycle accident, died at hospital.
- 15 May 2025 (Okinawa, Japan) SVM involved in a motorcycle accident, died at scene.
- 31 Mar 2025 (Manning, SC) SVM involved in a motorcycle accident, died at scene.
- 20 Mar 2025 (Escondido, CA) SVM involved in a motorcycle accident, died at hospital.
- 19 Jan 2025 (Panorama, CA) SVM involved in a motorcycle accident, died at scene.
- 14 Dec 2024 (Menifee, CA) SVM involved in a motorcycle accident, died at scene.
- 19 Nov 2024 (IVO Kin, Okinawa, Japan) SVM involved in a motorcycle accident, died at hospital.



# **USMC - SHORT NARRATIVES**

## **USMC CLASS 'A' PMV FATALITIES (28) – Continued**

### **PMV-2 FATALITIES (15) - Continued**

- 31 Oct 2024 (Santa Ana, CA) SVM involved in a motorcycle accident, died at hospital on 4 Nov 24.
- 27 Oct 2024 (St Louis, MO) SVM involved in a motorcycle accident, died at scene.
- 17 Oct 2024 (Jacksonville, NC) SVM involved in a motorcycle accident, died at hospital.
- 15 Oct 2024 (Oceanside, CA) SVM involved in a motorcycle accident, died at scene.

### **PMV-0 FATALITIES (3)**

- 26 May 2025 (Kissimmee, FL) SVM involved in a motor vehicle accident, exited vehicle, hit by another vehicle, died at scene.
- 12 Mar 2025 (Tampa, FL) SVM was struck by motor vehicle while running, died at hospital.
- 8 Feb 2025 (Los Angeles, CA) SVM was struck by motor vehicle on highway, deceased at scene.

## **USMC CLASS 'A' OFF-DUTY/RECREATIONAL FATALITIES (6)**

### **OFF-DUTY/REC FATALITIES (6)**

- 3 Aug 2025 (Guantanamo Bay, Cuba) SVM found unresponsive in barracks room, died at scene.
- 29 Jun 2025 (Lewisville, TX) SVM dove in lake, presumed deceased.
- 24 Jun 2025 (NWS Yorktown, VA) SVM found deceased in room due to excess alcohol consumption.
- 3 May 2025 (Mount Funaro, Japan) SVM on leave hiking with another service member, died at hospital.
- 24 Dec 2024 ( Grand Junction, CO) SVM involved in a skiing accident, died at hospital on 6 Jan 25.
- 20 Dec 2024 (Bangui, Ilocos Norte, Philippines) SVM drowned during training event.

## **USMC CLASS 'A' – PERMANENT TOTAL DISABILITIES (2)**

- 12 Apr 2025 (Jacksonville, FL) SVM involved in a motor vehicle accident, resulting in permanent total disability (PTD).
- 3 Nov 2024 (Martinsburg, WV) SVM involved in an off-duty/off-road motorcycle accident resulting in permanent total disability (PTD) .



# *Mishap Confidence Interval*



- UCI = Upper Confidence Interval    LCI = Lower Confidence Interval
- Rate values above the UCI or below the LCI infer a statistically significant change is probable. This is only an indicator. Significance cannot be determined until end-of-year.
- Values between the UCI and LCI infer that nothing significant has occurred to increase or decrease mishap rate.

(Confidence Interval is based on: Poisson Rate related to a Chi Squared Distribution and calculated using FY16-20 data except for the Lost Work Days and Lost Time Case slides which were based on a normal distribution).