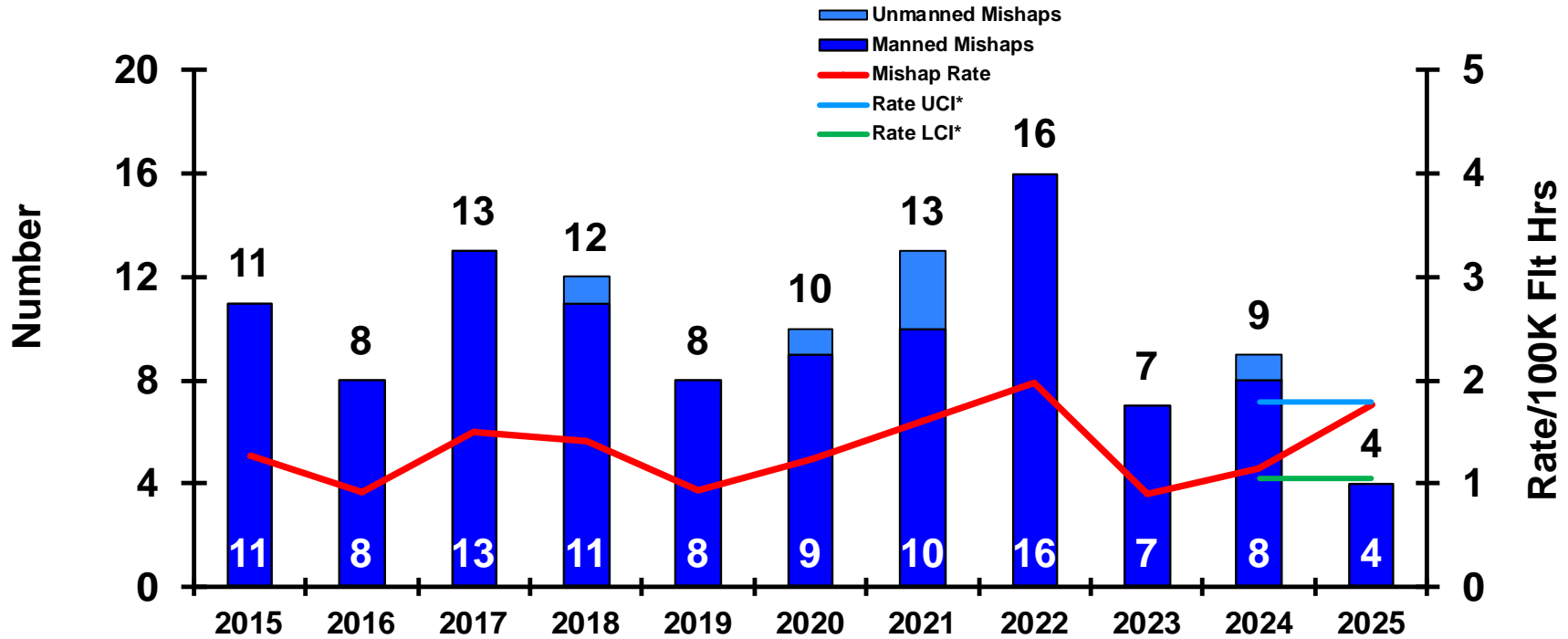




CLASS 'A' - AVIATION MISHAPS

(This slide is the summary slide for Slides 2-4. Slides 2-4 provide additional detailed information)



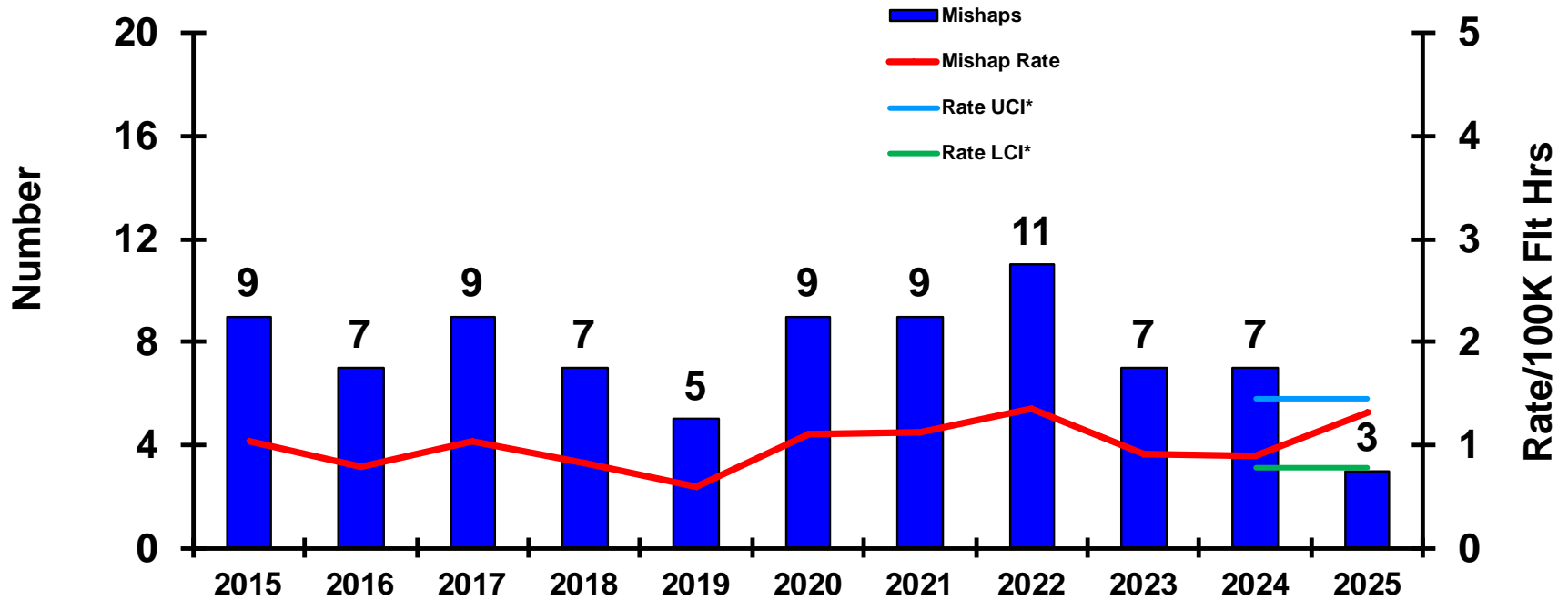
	<u>4-Feb-25</u>	<u>4-Feb-24</u>
CLASS A MISHAPS/MISHAP RATE FY COMPARISON:	4/1.76	6/2.23
FY24 MISHAPS/MISHAP RATE:	9/1.15	
10-YEAR AVERAGE (FY15-FY24) MISHAPS/MISHAP RATE:	10.70/1.29	

*see last slide for definition of UCI/LCI



CLASS 'A' - FLIGHT MISHAPS

Manned Aircraft Only



	<u>4-Feb-25</u>	<u>4-Feb-24</u>
CLASS A MISHAPS/MISHAP RATE FY COMPARISON:	3/1.32	5/1.86
FY24 MISHAPS/MISHAP RATE:	7/0.90	
10-YEAR AVERAGE (FY15-FY24) MISHAPS/MISHAP RATE:	8.00/0.96	

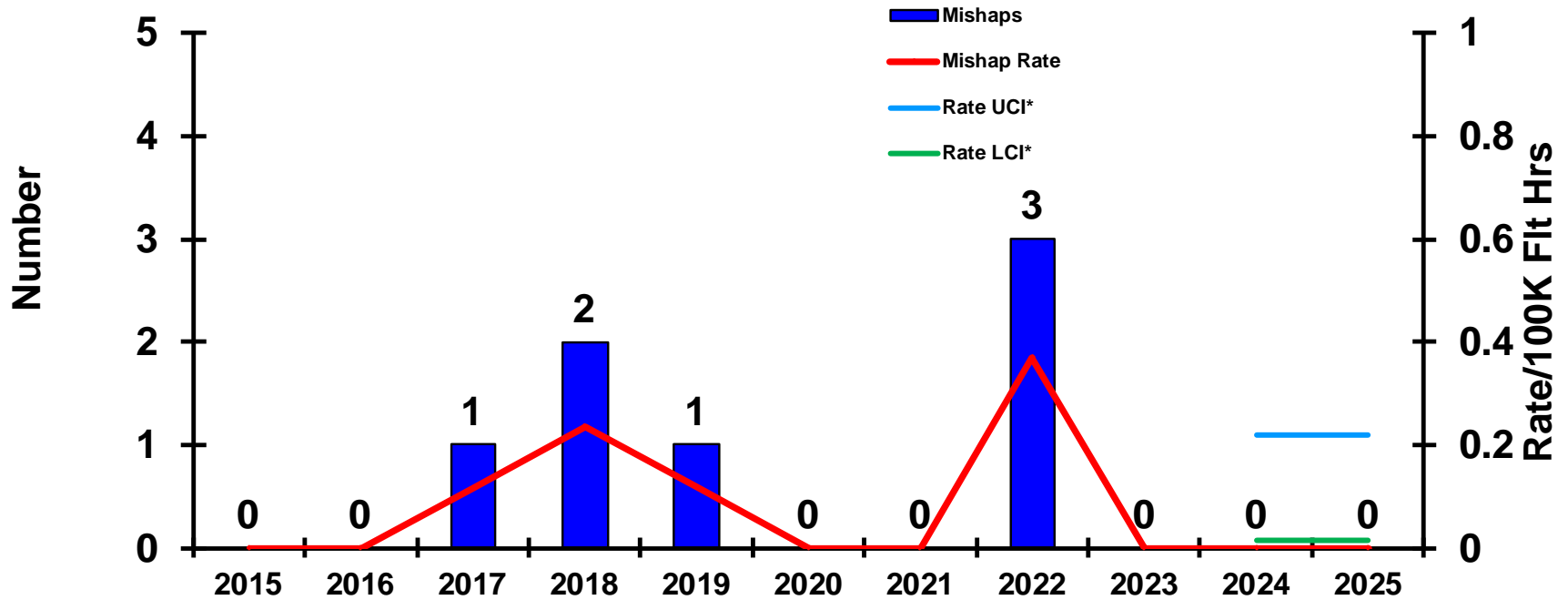
*see last slide for definition of UCI/LCI



CLASS 'A' - FLIGHT-RELATED (FREL)

MISHAPS

Manned Aircraft Only



	<u>4-Feb-25</u>	<u>4-Feb-24</u>
CLASS A MISHAPS/MISHAP RATE FY COMPARISON:	0/0.00	0/0.00
FY24 MISHAPS/MISHAP RATE:	0/0.00	
10-YEAR AVERAGE (FY15-FY24) MISHAPS/MISHAP RATE:	0.70/0.08	

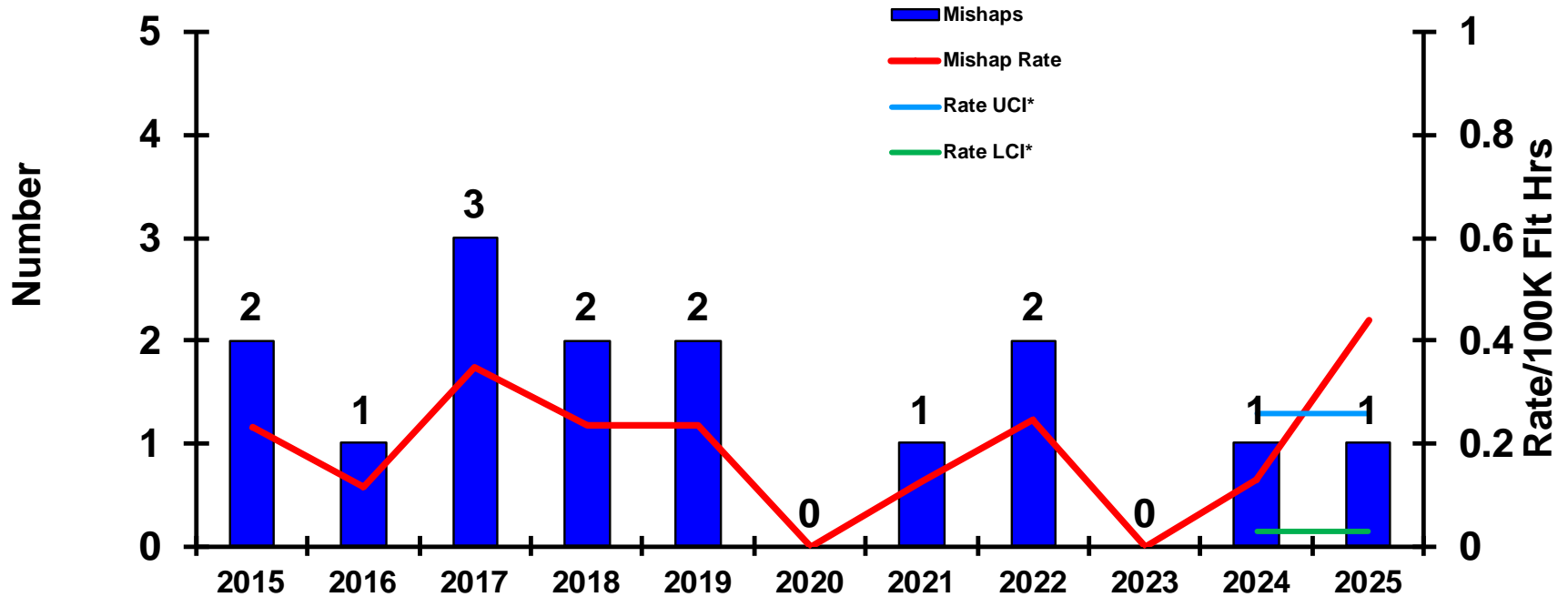
*see last slide for definition of UCI/LCI



CLASS 'A' - AVIATION GROUND MISHAPS

(AGM)

Manned Aircraft Only



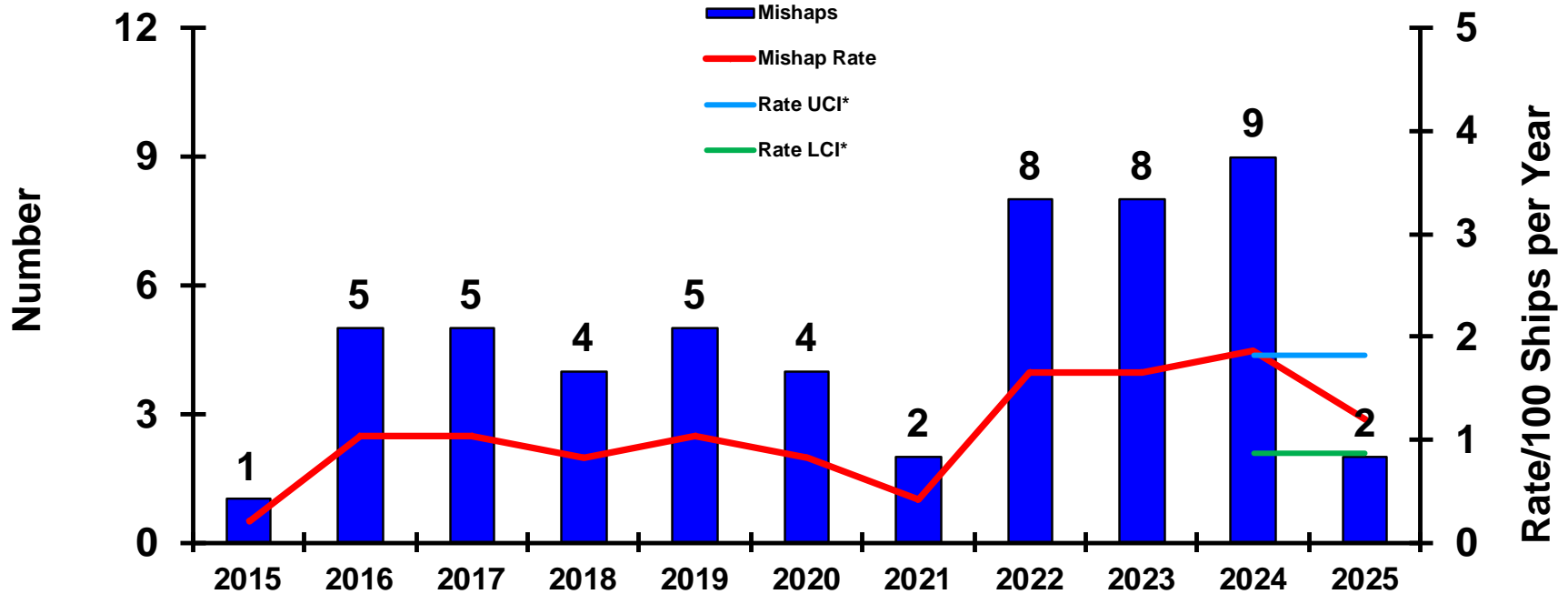
	<u>4-Feb-25</u>	<u>4-Feb-24</u>
CLASS A MISHAPS/MISHAP RATE FY COMPARISON:	1/0.44	0/0.00
FY24 MISHAPS/MISHAP RATE:	1/0.13	
10-YEAR AVERAGE (FY15-FY24) MISHAPS/MISHAP RATE:	1.40/0.17	

*see last slide for definition of UCI/LCI



CLASS 'A' - AFLOAT MISHAPS

(This slide is the summary slide for Slides 6-9. Slides 6-9 provide additional detailed information)

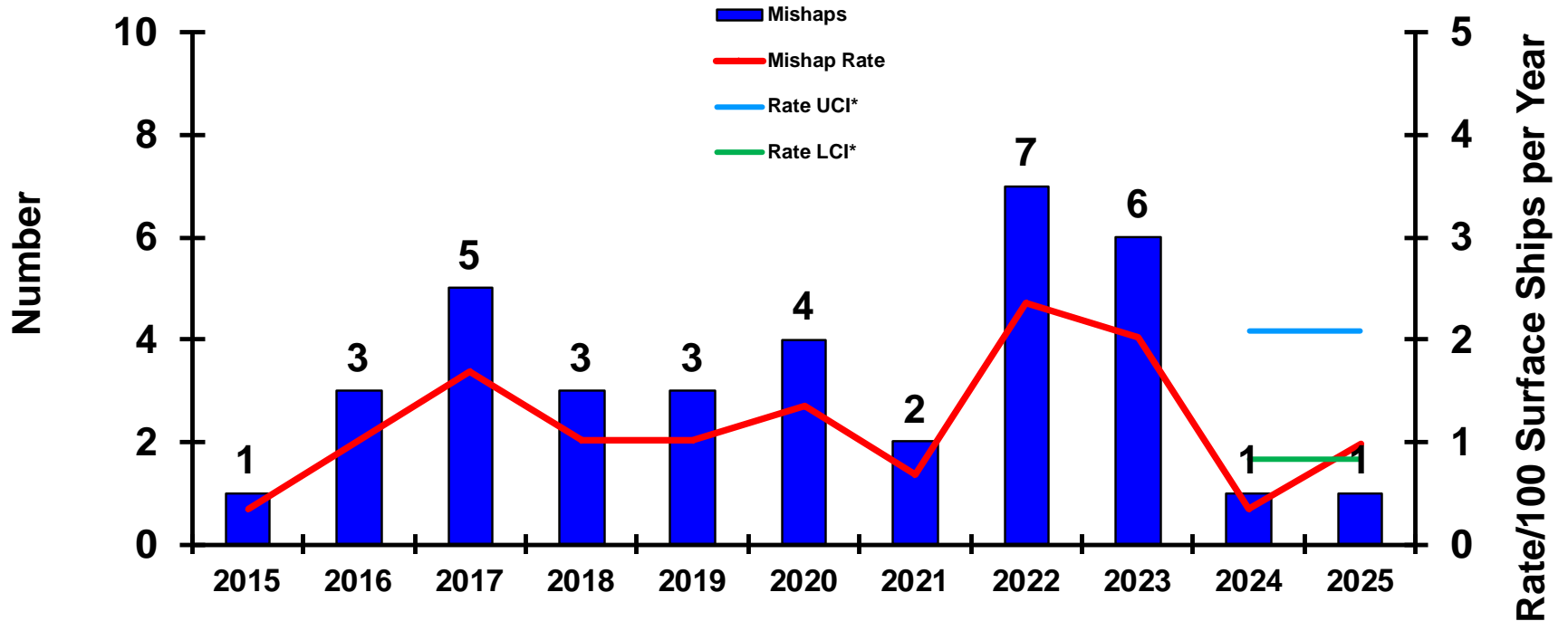


	<u>4-Feb-25</u>	<u>4-Feb-24</u>
CLASS A MISHAPS/MISHAP RATE FY COMPARISON:	2/1.20	4/2.40
FY24 MISHAPS/MISHAP RATE:	9/1.86	
10-YEAR AVERAGE (FY15-FY24) MISHAPS/MISHAP RATE:	5.10/1.06	

*see last slide for definition of UCI/LCI



CLASS 'A' - SURFACE SHIP MISHAPS

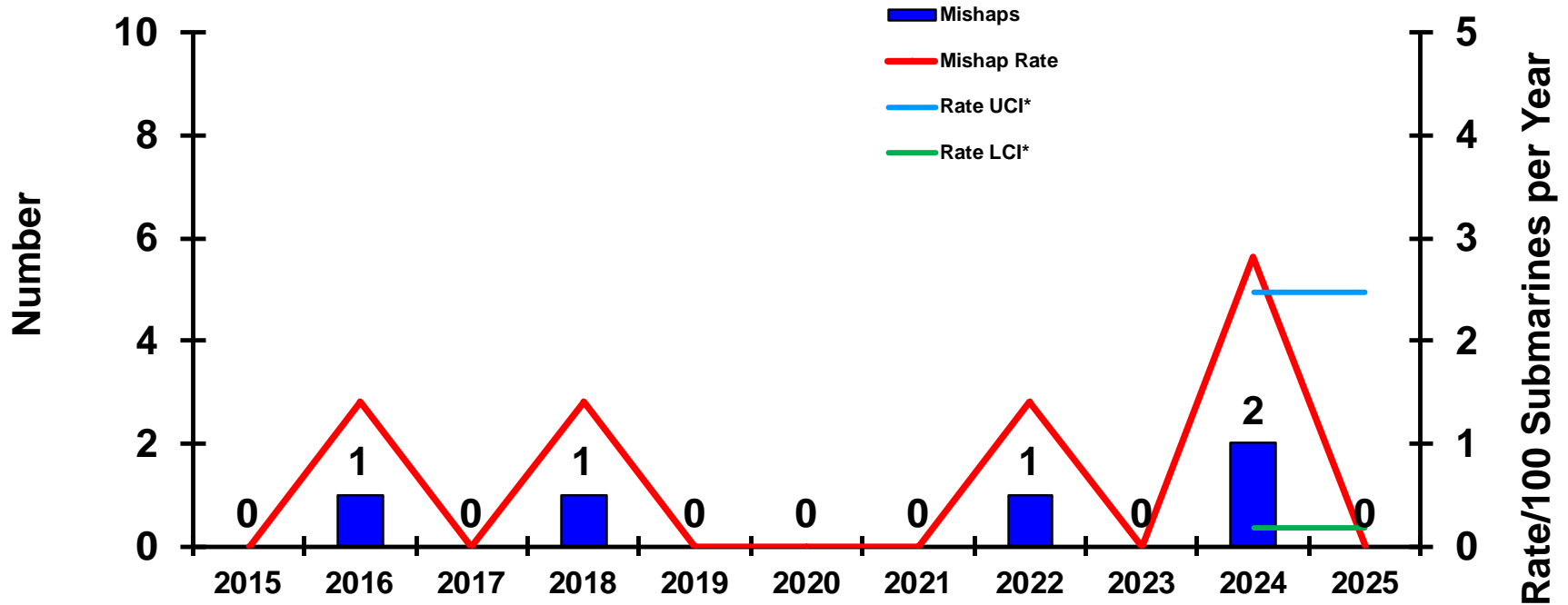


	<u>4-Feb-25</u>	<u>4-Feb-24</u>
CLASS A MISHAPS/MISHAP RATE FY COMPARISON:	1/0.98	0/0.00
FY24 MISHAPS/MISHAP RATE:	1/0.34	
10-YEAR AVERAGE (FY15-FY24) MISHAPS/MISHAP RATE:	3.50/1.18	

*see last slide for definition of UCI/LCI



CLASS 'A' - SUBMARINE MISHAPS

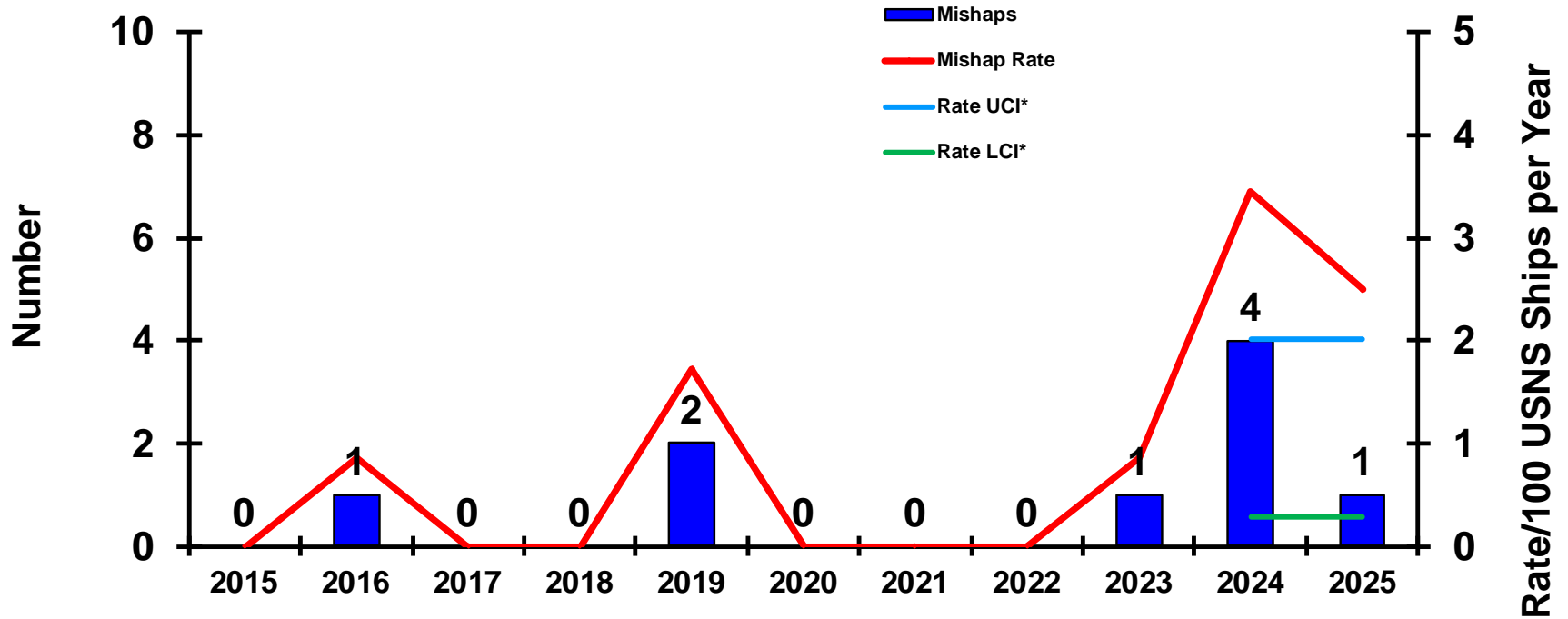


	<u>4-Feb-25</u>	<u>4-Feb-24</u>
CLASS A MISHAPS/MISHAP RATE FY COMPARISON:	0/0.00	1/4.08
FY24 MISHAPS/MISHAP RATE:	2/2.82	
10-YEAR AVERAGE (FY15-FY24) MISHAPS/MISHAP RATE:	0.50/0.70	

*see last slide for definition of UCI/LCI



CLASS 'A' - MILITARY SEALIFT COMMAND (MSC) AFLOAT MISHAPS

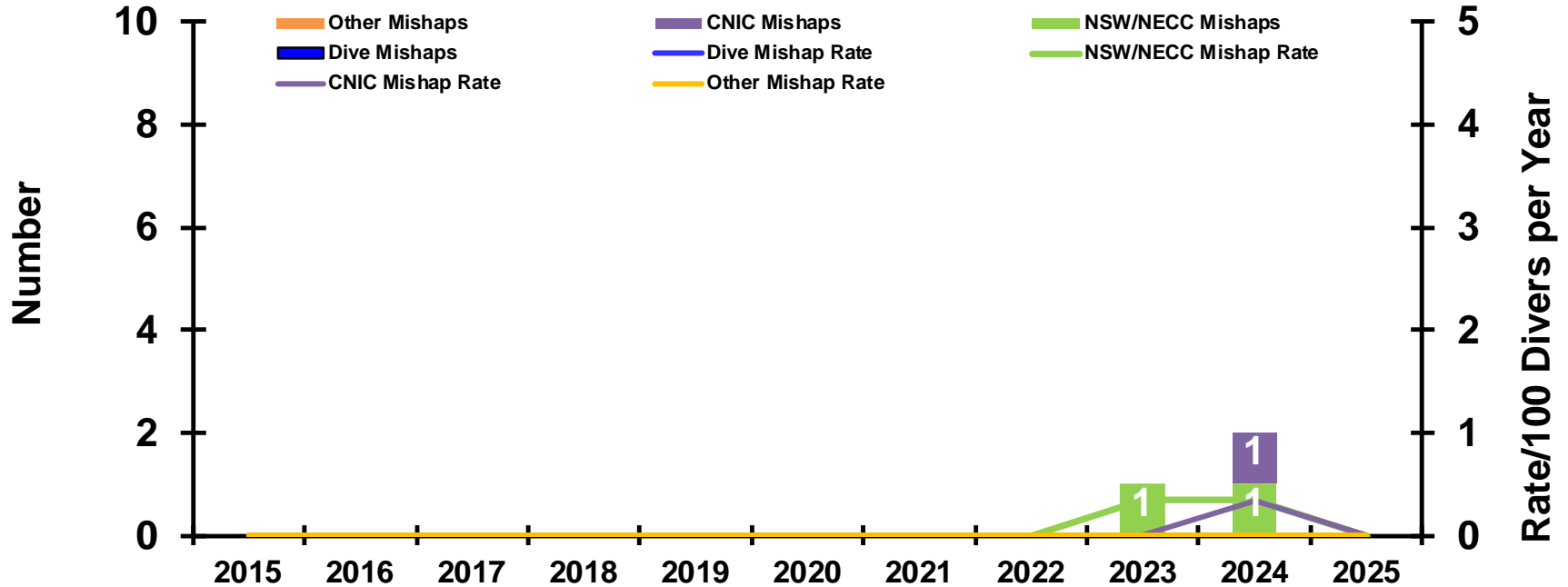


	<u>4-Feb-25</u>	<u>4-Feb-24</u>
CLASS A MISHAPS/MISHAP RATE FY COMPARISON:	1/2.50	2/4.99
FY24 MISHAPS/MISHAP RATE:	4/3.45	
10-YEAR AVERAGE (FY15-FY24) MISHAPS/MISHAP RATE:	0.80/0.69	

*see last slide for definition of UCI/LCI



CLASS 'A' – DIVE/CNIC/NSW/NECC/OTHER MISHAPS



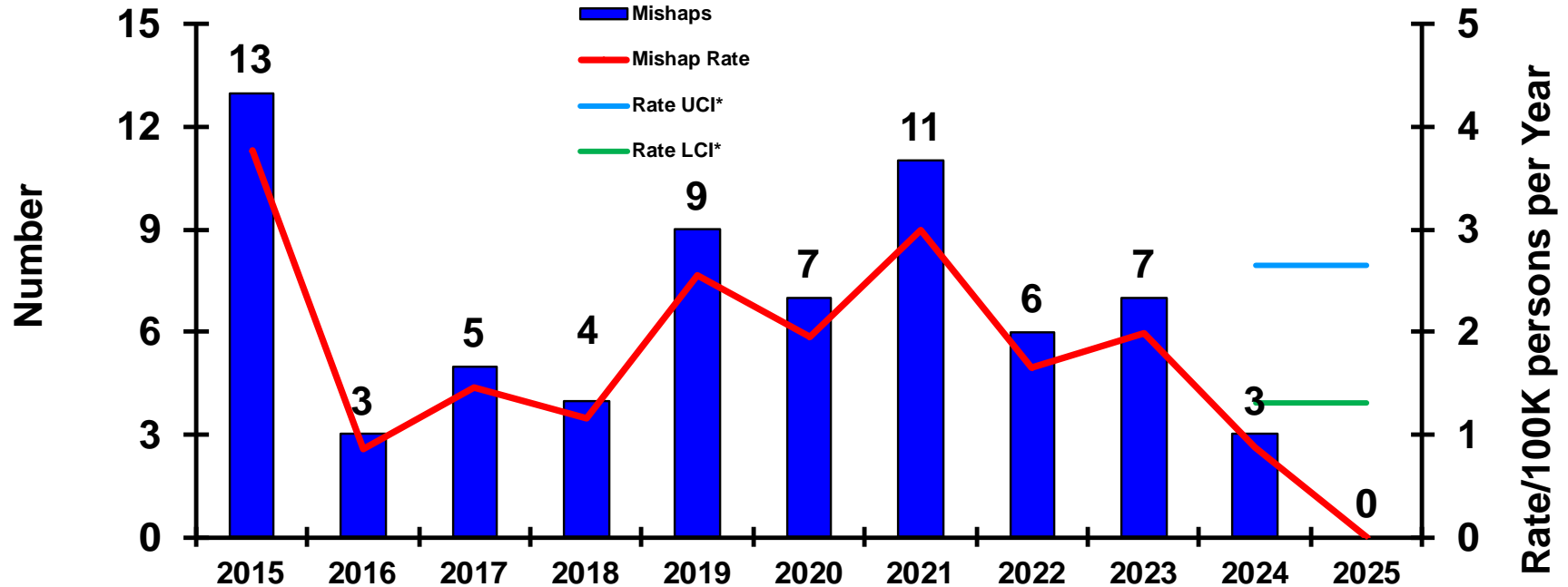
	Dive		NSW/NECC		CNIC		Other	
	4-Feb-25	4-Feb-24	4-Feb-25	4-Feb-24	4-Feb-25	4-Feb-24	4-Feb-25	4-Feb-24
CLASS A COMPARISON:	0/0.00	0/0.00	0/0.00	1/0.98	0/0.00	0/0.00	0/0.00	0/0.00
FY24 MISHAPS/MISHAP RATE:	0/0.00		1/0.34		1/0.34		0/0.00	0/0.00
10-YEAR AVERAGE	0.00/0.00		0.20/0.07		0.10/0.03		0.00/0.00	

*see last slide for definition of UCI/LCI



CLASS 'A' - SHORE ON-DUTY MISHAPS

(This slide is the summary slide for Slides 11-14. Slides 11-14 provide additional detailed information)

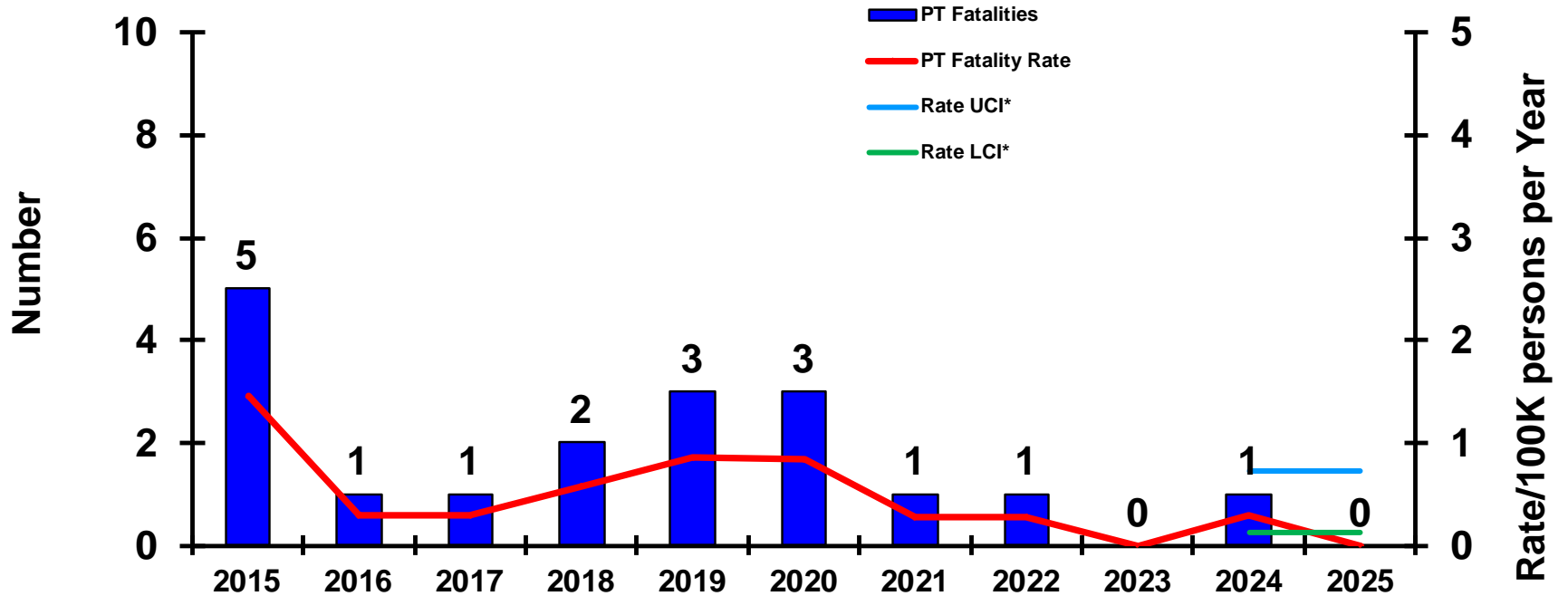


	4-Feb-25	4-Feb-24
CLASS A MISHAPS/MISHAP RATE FY COMPARISON:	0/0.00	1/0.84
FY24 MISHAPS/MISHAP RATE:	3/0.87	
10-YEAR AVERAGE (FY15-FY24) MISHAPS/MISHAP RATE:	6.80/1.93	

*see last slide for definition of UCI/LCI



CLASS 'A' - PHYSICAL TRAINING FATALITIES

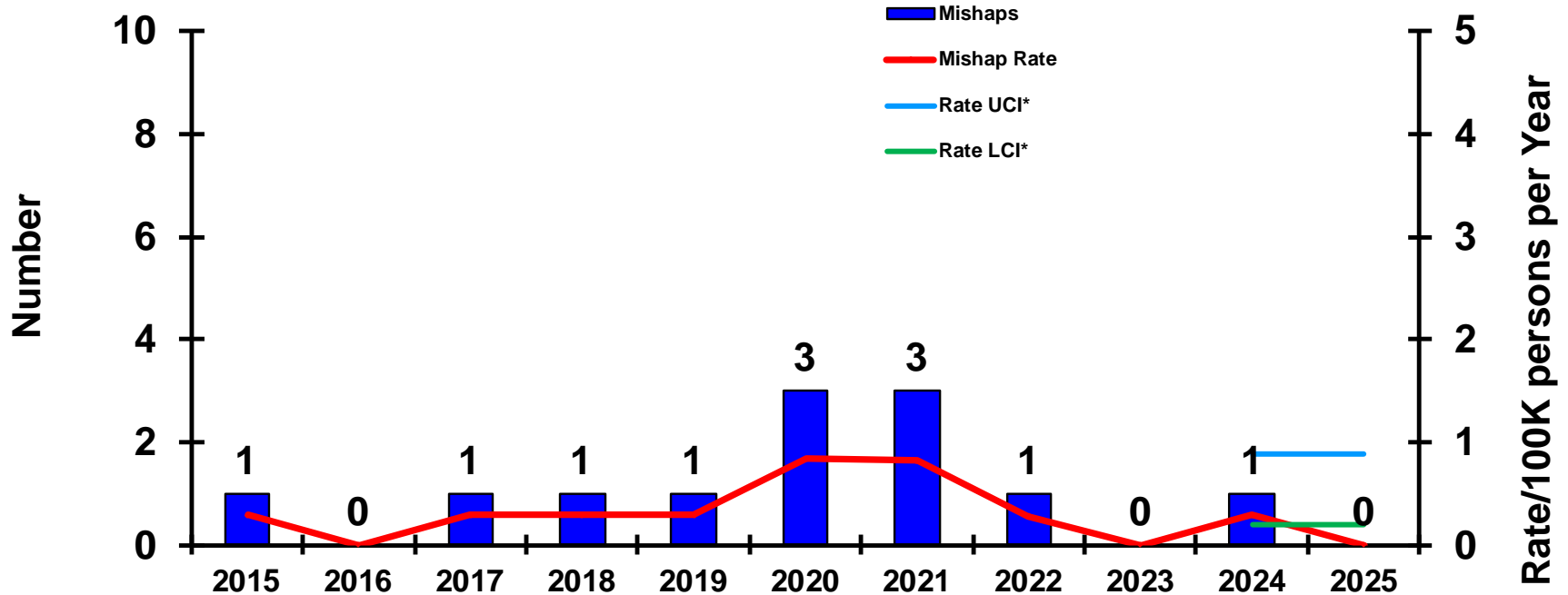


	<u>4-Feb-25</u>	<u>4-Feb-24</u>
CLASS A FATALITIES/FATALITY RATE FY COMPARISON:	0/0.00	0/0.00
FY24 FATALITIES/FATALITY RATE:	1/0.29	
10-YEAR AVERAGE (FY15-FY24) FATALITIES/FATALITY RATE:	1.80/0.51	

*see last slide for definition of UCI/LCI



CLASS 'A' - ON-DUTY MOTOR VEHICLE (MV) MISHAPS

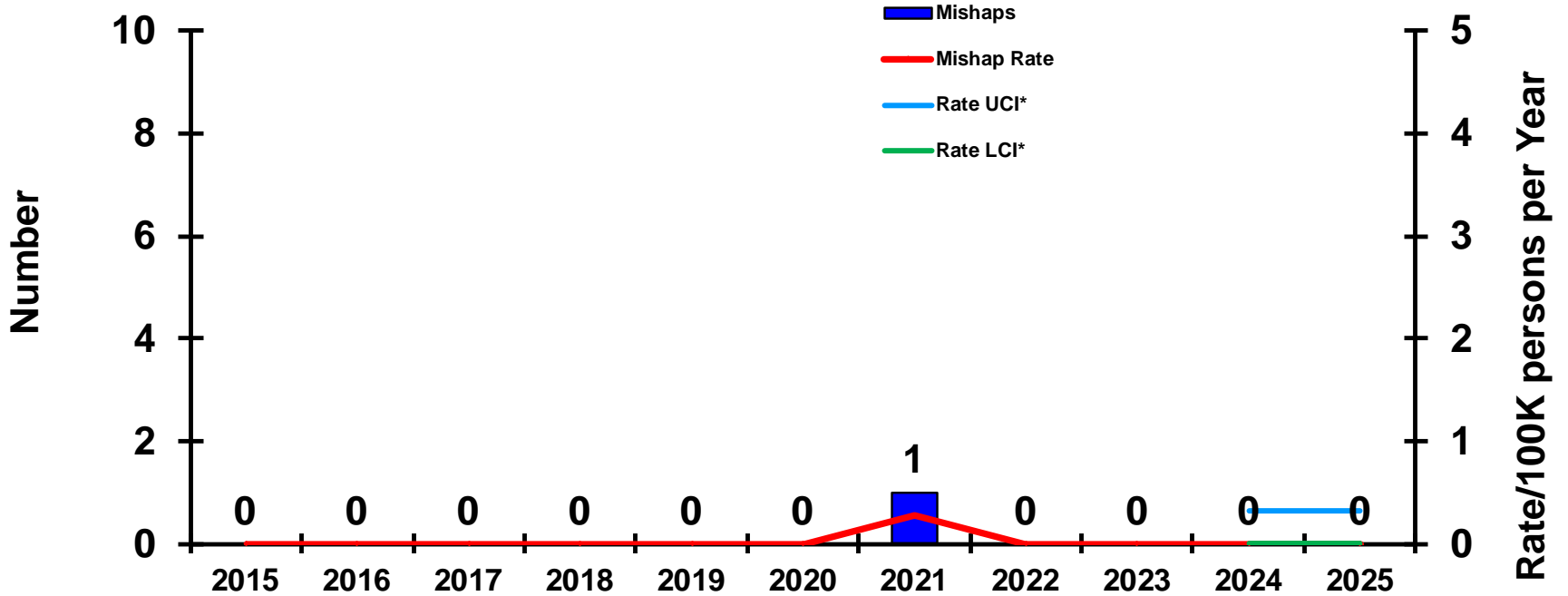


	<u>4-Feb-25</u>	<u>4-Feb-24</u>
CLASS A MISHAPS/MISHAP RATE FY COMPARISON:	0/0.00	1/0.84
FY24 MISHAPS/MISHAP RATE:	1/0.29	
10-YEAR AVERAGE (FY15-FY24) MISHAPS/MISHAP RATE:	1.20/0.34	

*see last slide for definition of UCI/LCI



CLASS 'A' - TACTICAL VEHICLE (TACVEH) MISHAPS

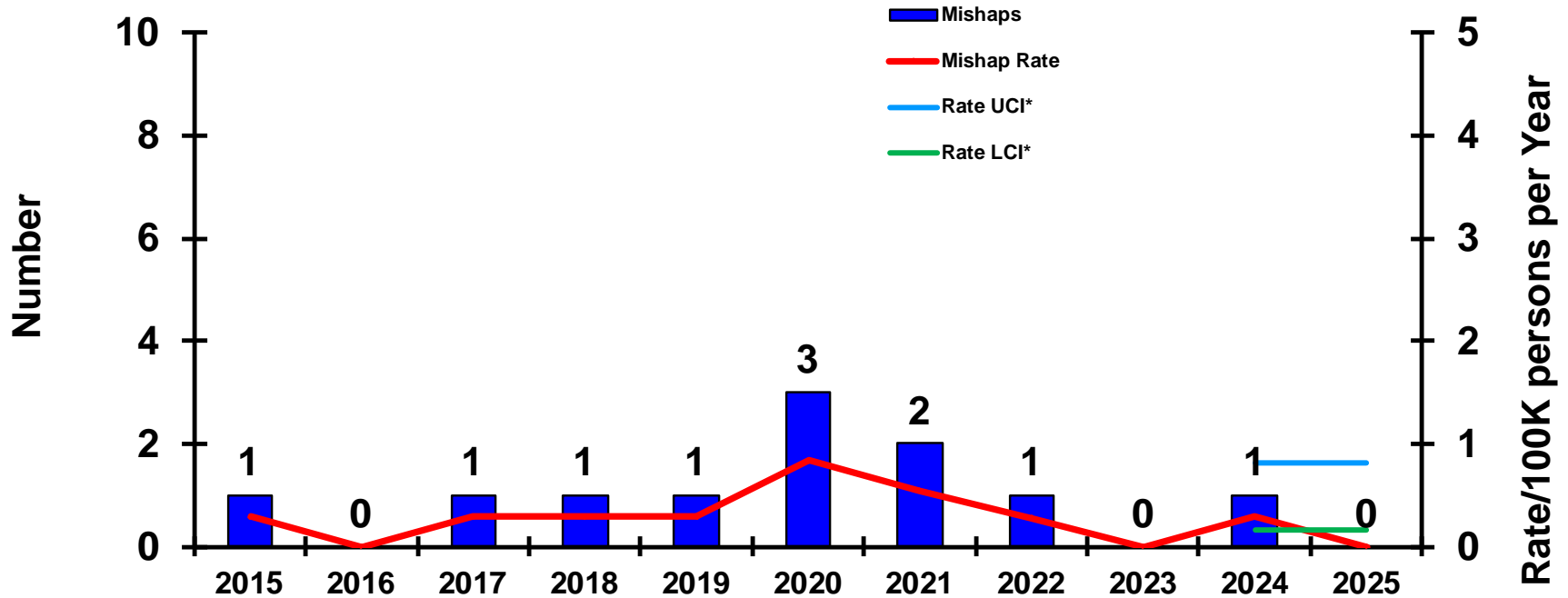


	<u>4-Feb-25</u>	<u>4-Feb-24</u>
CLASS A MISHAPS/MISHAP RATE FY COMPARISON:	0/0.00	0/0.00
FY24 MISHAPS/MISHAP RATE:	0/0.00	
10-YEAR AVERAGE (FY15-FY24) MISHAPS/MISHAP RATE:	0.10/0.03	

*see last slide for definition of UCI/LCI



CLASS 'A' - COMMERCIAL VEHICLE (COMMVEH) MISHAPS

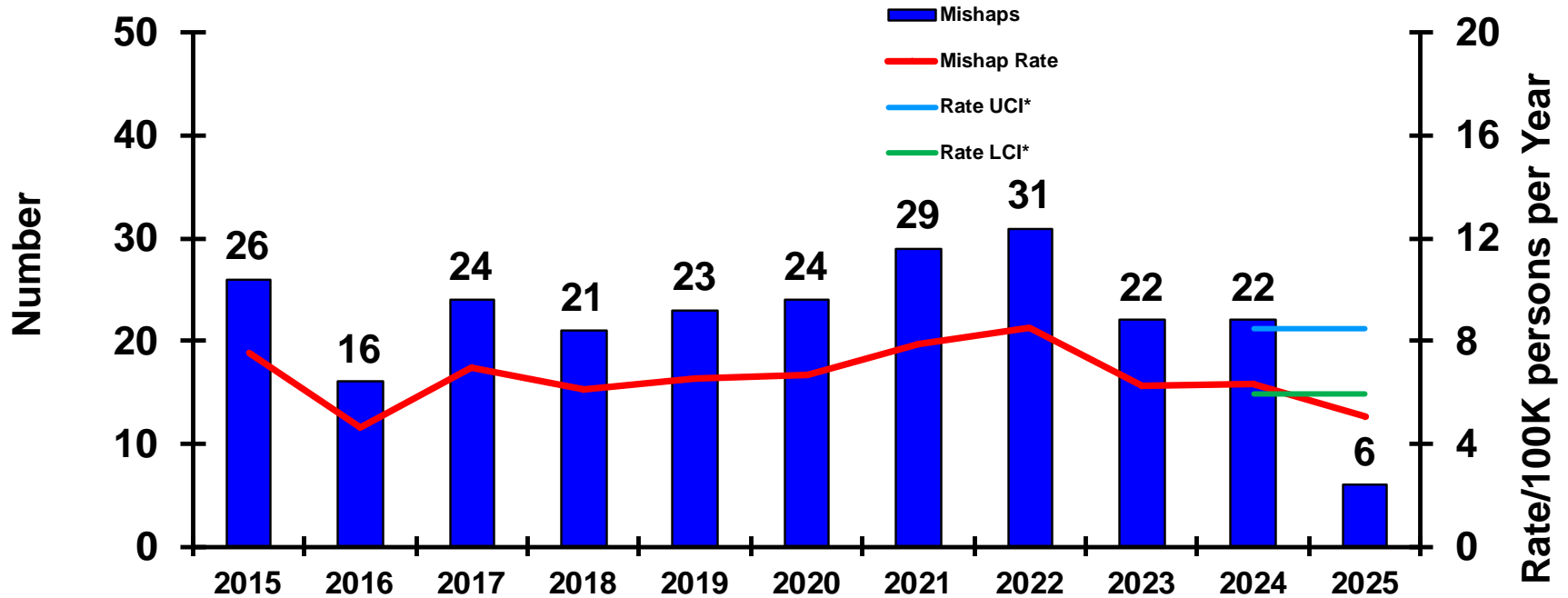


	<u>4-Feb-25</u>	<u>4-Feb-24</u>
CLASS A MISHAPS/MISHAP RATE FY COMPARISON:	0/0.00	1/0.84
FY24 MISHAPS/MISHAP RATE:	1/0.29	
10-YEAR AVERAGE (FY15-FY24) MISHAPS/MISHAP RATE:	1.10/0.31	

*see last slide for definition of UCI/LCI



CLASS 'A' - ON-DUTY MISHAPS

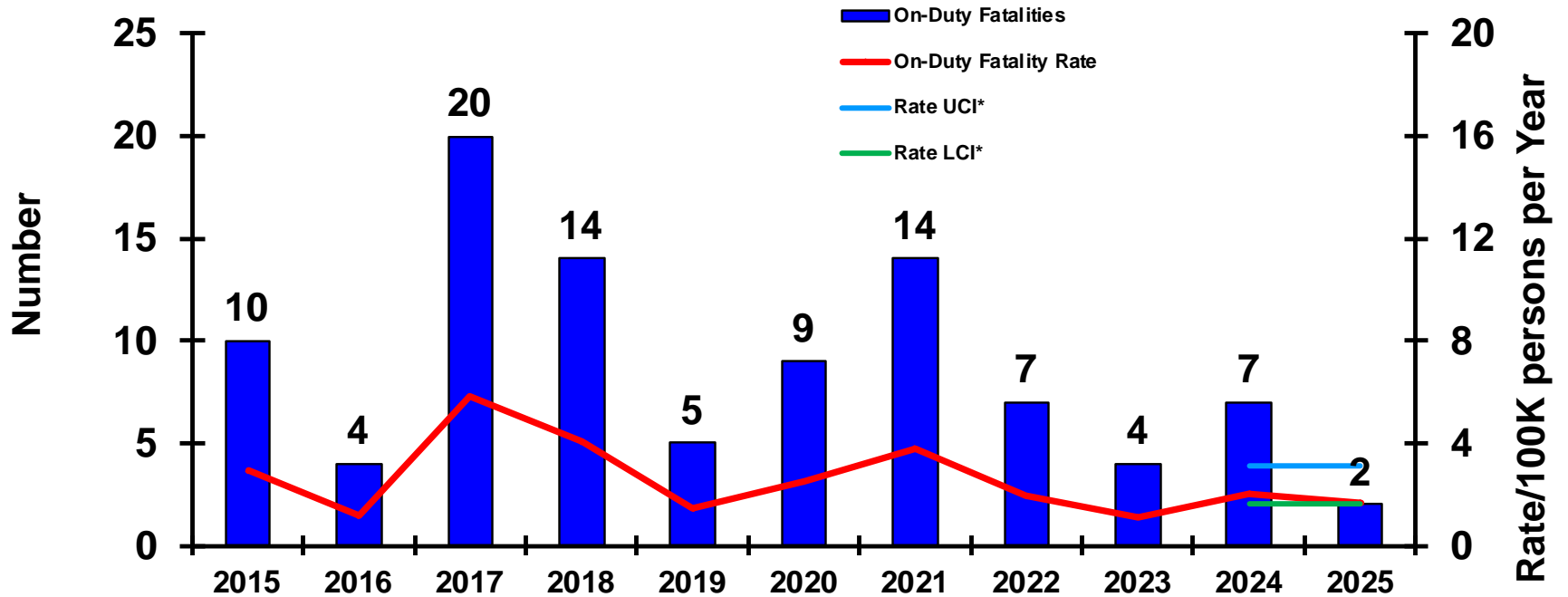


	<u>4-Feb-25</u>	<u>4-Feb-24</u>
CLASS A MISHAPS/MISHAP RATE FY COMPARISON:	6/5.02	12/10.04
FY24 MISHAPS/MISHAP RATE:	22/6.35	
10-YEAR AVERAGE (FY15-FY24) MISHAPS/MISHAP RATE:	23.80/6.75	

*see last slide for definition of UCI/LCI



CLASS 'A' - ON-DUTY FATALITIES



Slide does not show Government Civilian Fatalities: FY25 - 0

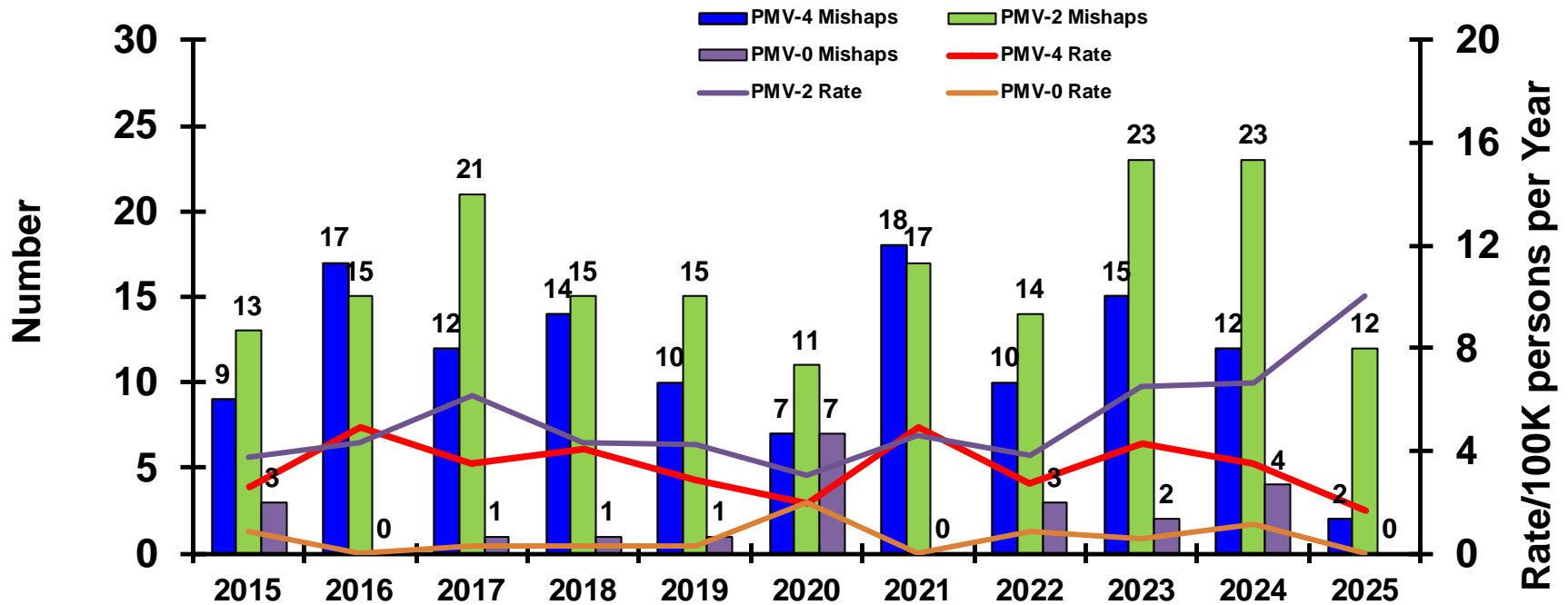
	4-Feb-25	4-Feb-24
CLASS A FATALITIES/FATALITY RATE FY COMPARISON:	2/1.67	3/2.51
FY24 FATALITIES/FATALITY RATE:	7/2.02	
10-YEAR AVERAGE (FY15-FY24) FATALITIES/FATALITY RATE:	9.40/2.67	

*see last slide for definition of UCI/LCI



CLASS 'A' - PRIVATE MOTOR VEHICLES (PMV) MISHAPS

(This slide is the summary slide for Slides 18-21. Slides 18-21 provide additional detailed information)

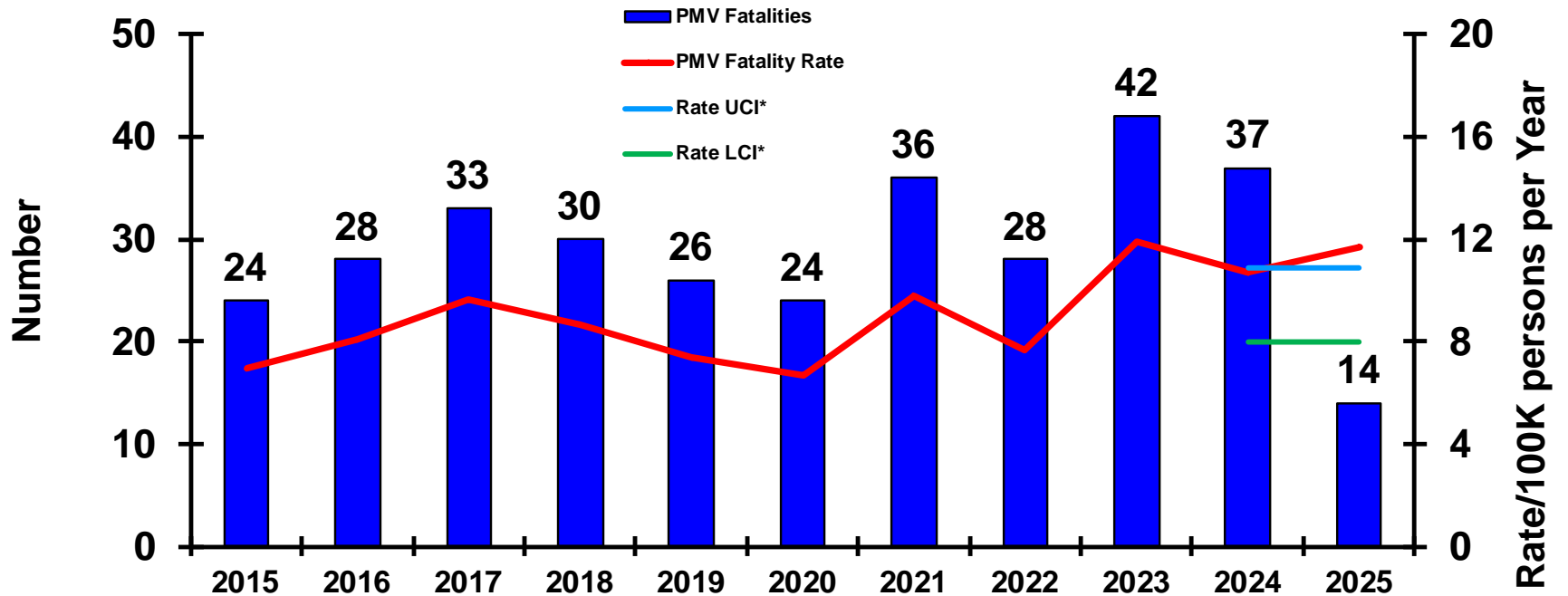


	PMV-4		PMV-2		PMV-0	
	4-Feb-25	4-Feb-24	4-Feb-25	4-Feb-24	4-Feb-25	4-Feb-24
CLASS A MISHAPS/MISHAP RATE FY COMPARISON:	2/1.67	3/2.51	12/10.04	5/4.18	0/0.00	2/1.67
FY24 MISHAPS/MISHAP RATE:	12/3.47		23/6.64		4/1.16	
10-YEAR AVERAGE (FY15-FY24) MISHAPS/MISHAP RATE:	12.40/3.52		16.70/4.74		2.20/0.62	

*see last slide for definition of UCI/LCI



CLASS 'A' - PRIVATE MOTOR VEHICLE (PMV) FATALITIES

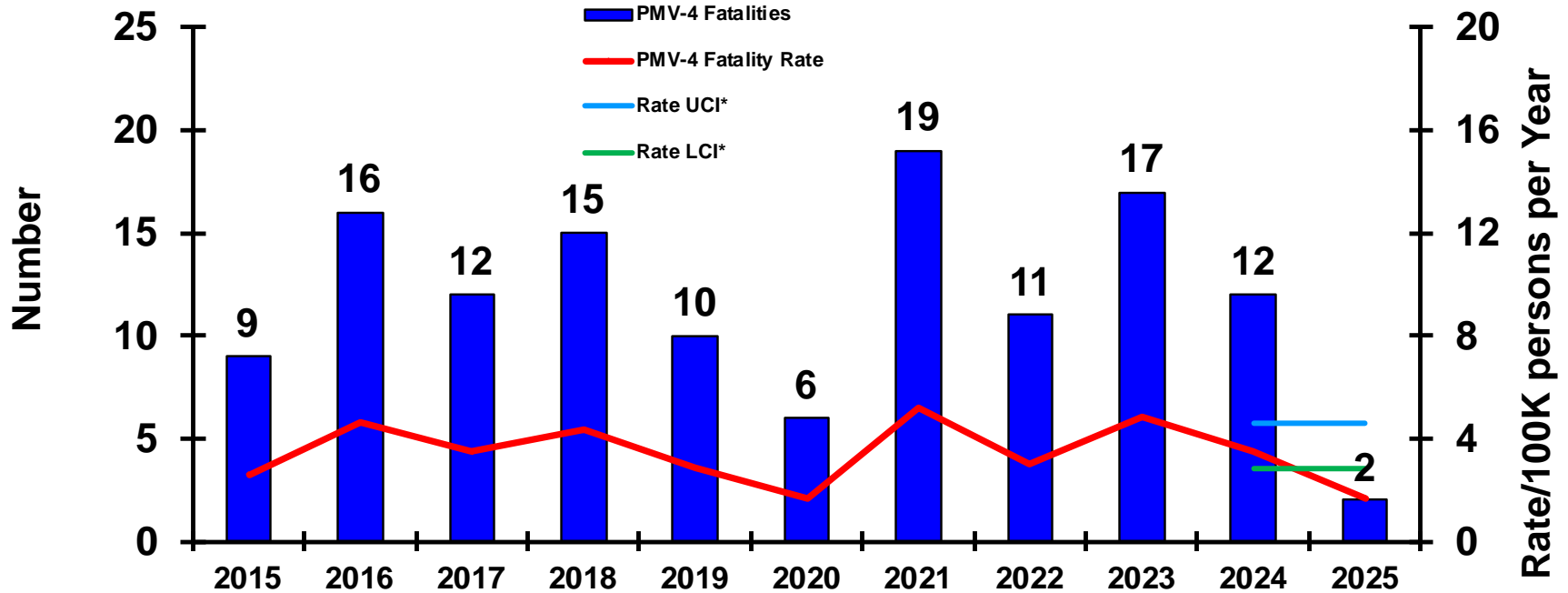


	<u>4-Feb-25</u>	<u>4-Feb-24</u>
CLASS A FATALITIES/FATALITY RATE FY COMPARISON:	14/11.71	8/6.69
FY24 FATALITIES/FATALITY RATE:	37/10.68	
10-YEAR AVERAGE (FY15-FY24) FATALITIES/FATALITY RATE:	30.80/8.74	

*see last slide for definition of UCI/LCI



CLASS 'A' - AUTOMOBILE (PMV-4) FATALITIES

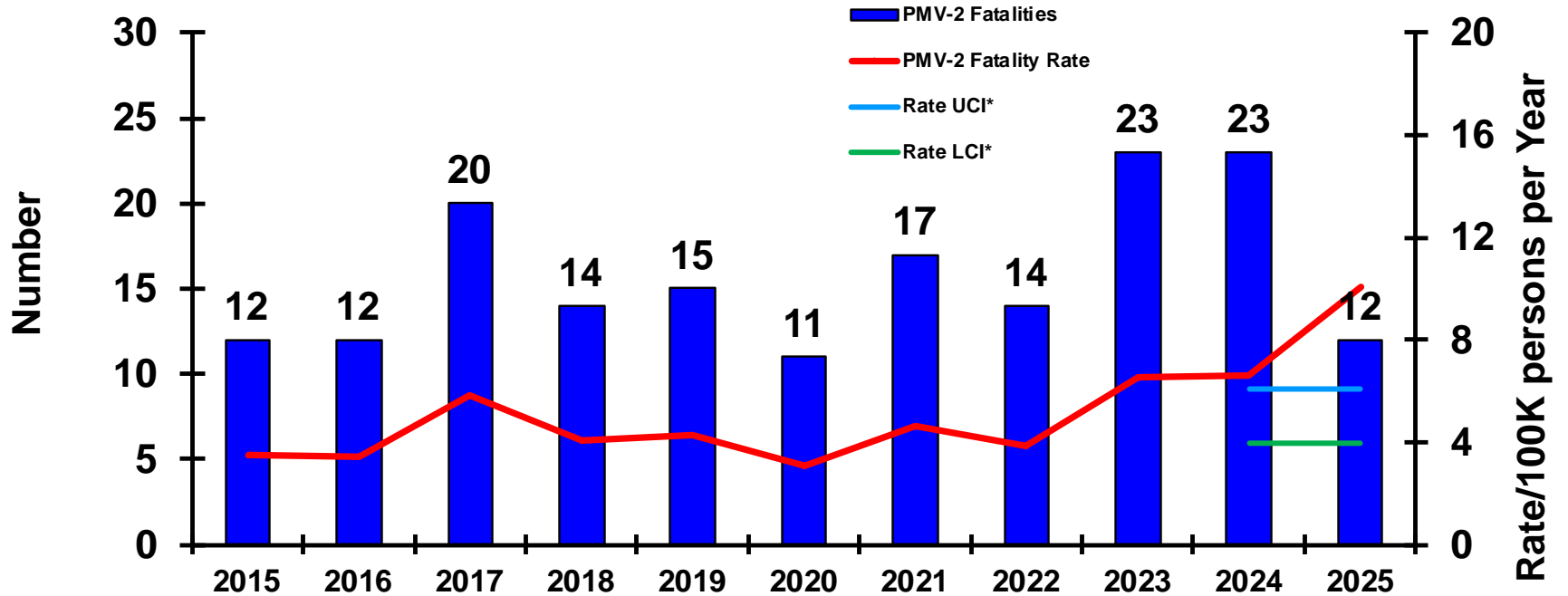


	<u>4-Feb-25</u>	<u>4-Feb-24</u>
CLASS A FATALITIES/FATALITY RATE FY COMPARISON:	2/1.67	3/2.51
FY24 FATALITIES/FATALITY RATE:	12/3.47	
10-YEAR AVERAGE (FY15-FY24) FATALITIES/FATALITY RATE:	12.70/3.60	

*see last slide for definition of UCI/LCI



CLASS 'A' - MOTORCYCLE (PMV-2) FATALITIES

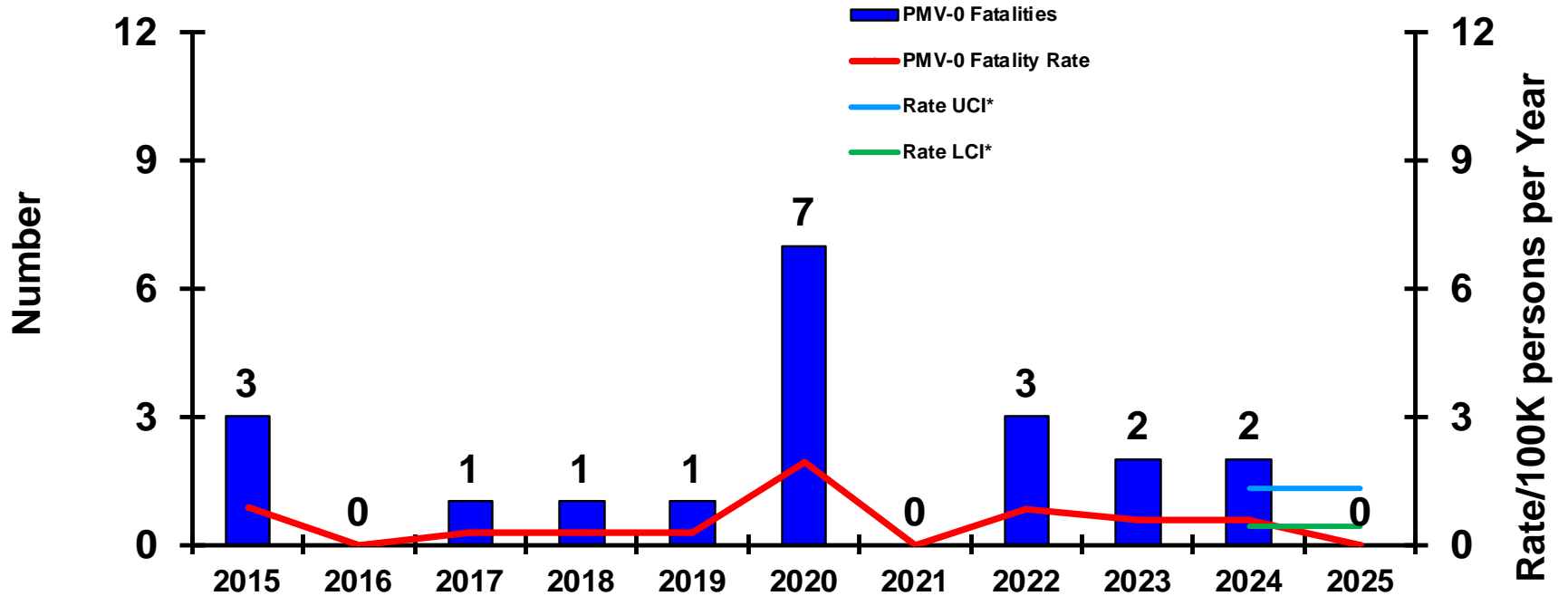


	4-Feb-25	4-Feb-24
CLASS A FATALITIES/FATALITY RATE FY COMPARISON:	12/10.04	5/4.18
FY24 FATALITIES/FATALITY RATE:	23/6.64	
10-YEAR AVERAGE (FY15-FY24) FATALITIES/FATALITY RATE:	16.10/4.57	

*see last slide for definition of UCI/LCI



CLASS 'A' - PEDESTRIAN (PMV-0) FATALITIES

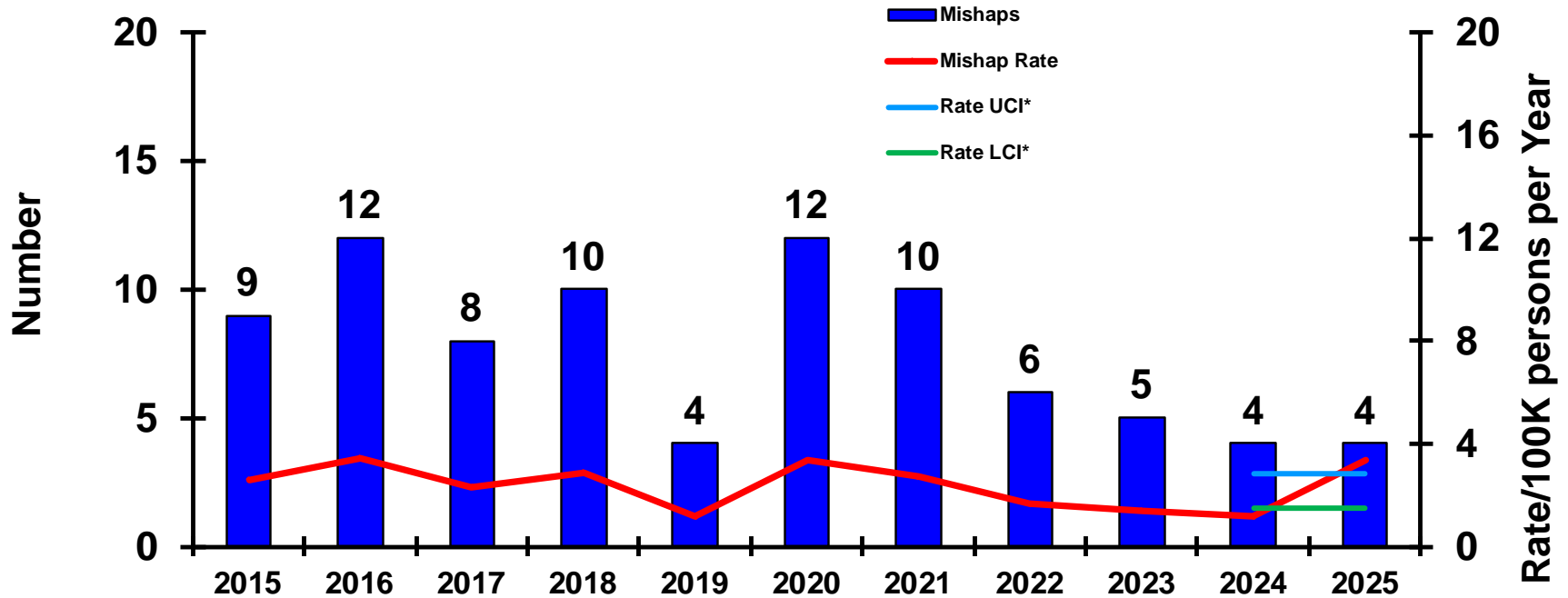


	<u>4-Feb-25</u>	<u>4-Feb-24</u>
CLASS A FATALITIES/FATALITY RATE FY COMPARISON:	0/0.00	0/0.00
FY24 FATALITIES/FATALITY RATE:	2/0.58	
10-YEAR AVERAGE (FY15-FY24) FATALITIES/FATALITY RATE:	2.00/0.57	

*see last slide for definition of UCI/LCI



CLASS 'A' - OFF-DUTY/REC MISHAPS

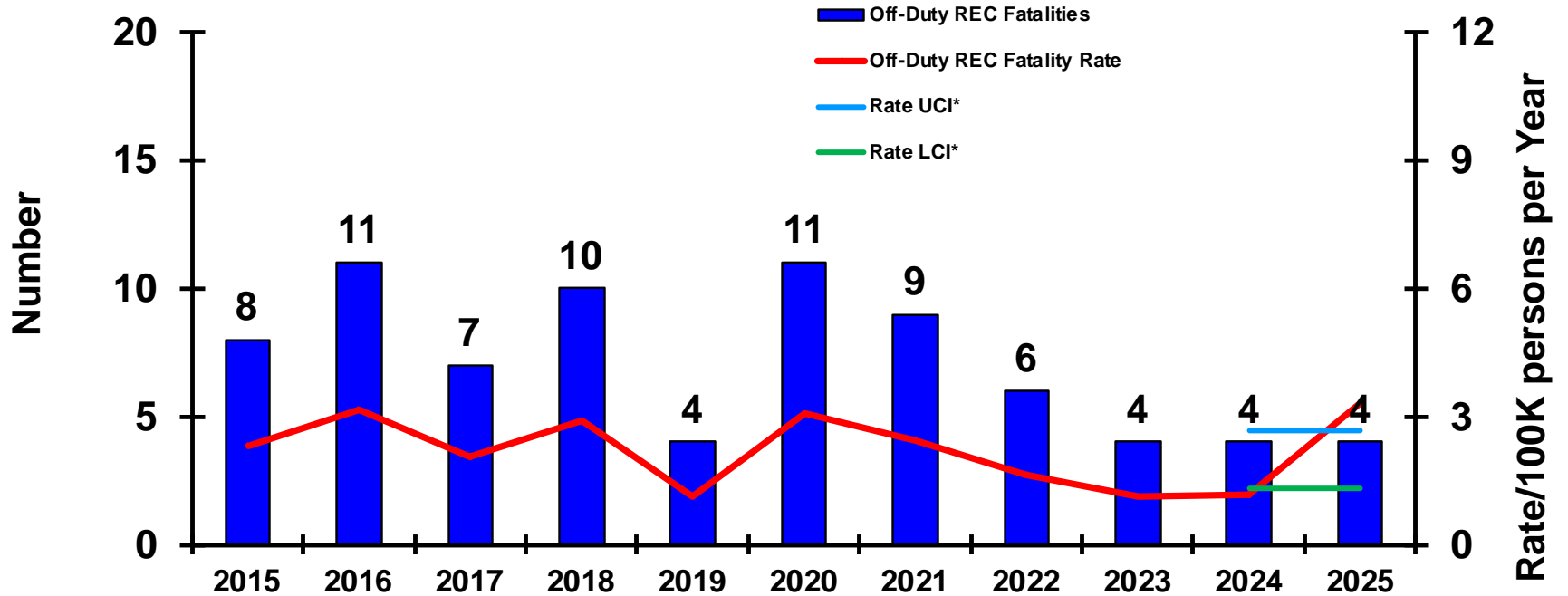


	<u>4-Feb-25</u>	<u>4-Feb-24</u>
CLASS A MISHAPS/MISHAP RATE FY COMPARISON:	4/3.35	1/0.84
FY24 MISHAPS/MISHAP RATE:	4/1.16	
10-YEAR AVERAGE (FY15-FY24) MISHAPS/MISHAP RATE:	8.00/2.27	

*see last slide for definition of UCI/LCI



CLASS 'A' - OFF-DUTY/REC FATALITIES

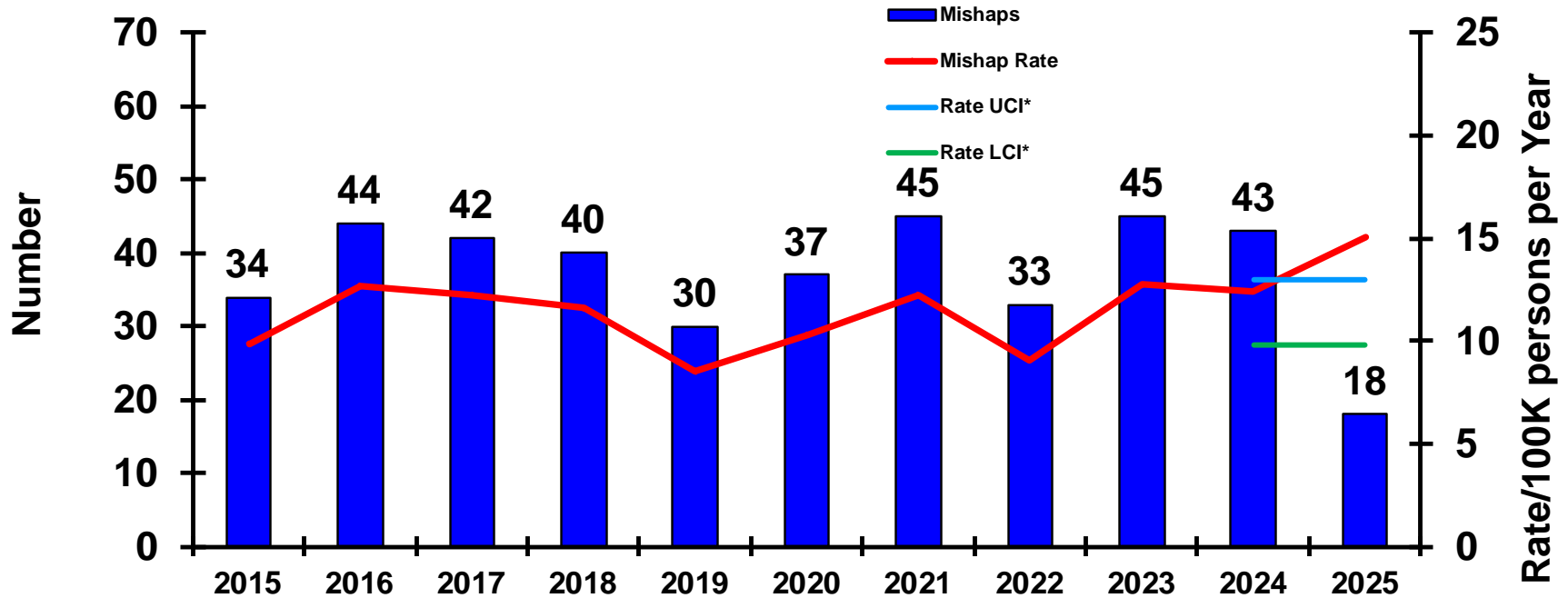


	<u>4-Feb-25</u>	<u>4-Feb-24</u>
CLASS A FATALITIES/FATALITY RATE FY COMPARISON:	4/3.35	1/0.84
FY24 FATALITIES/FATALITY RATE:	4/1.16	
10-YEAR AVERAGE (FY15-FY24) FATALITIES/FATALITY RATE:	7.40/2.10	

*see last slide for definition of UCI/LCI



CLASS 'A' - OFF-DUTY MISHAPS

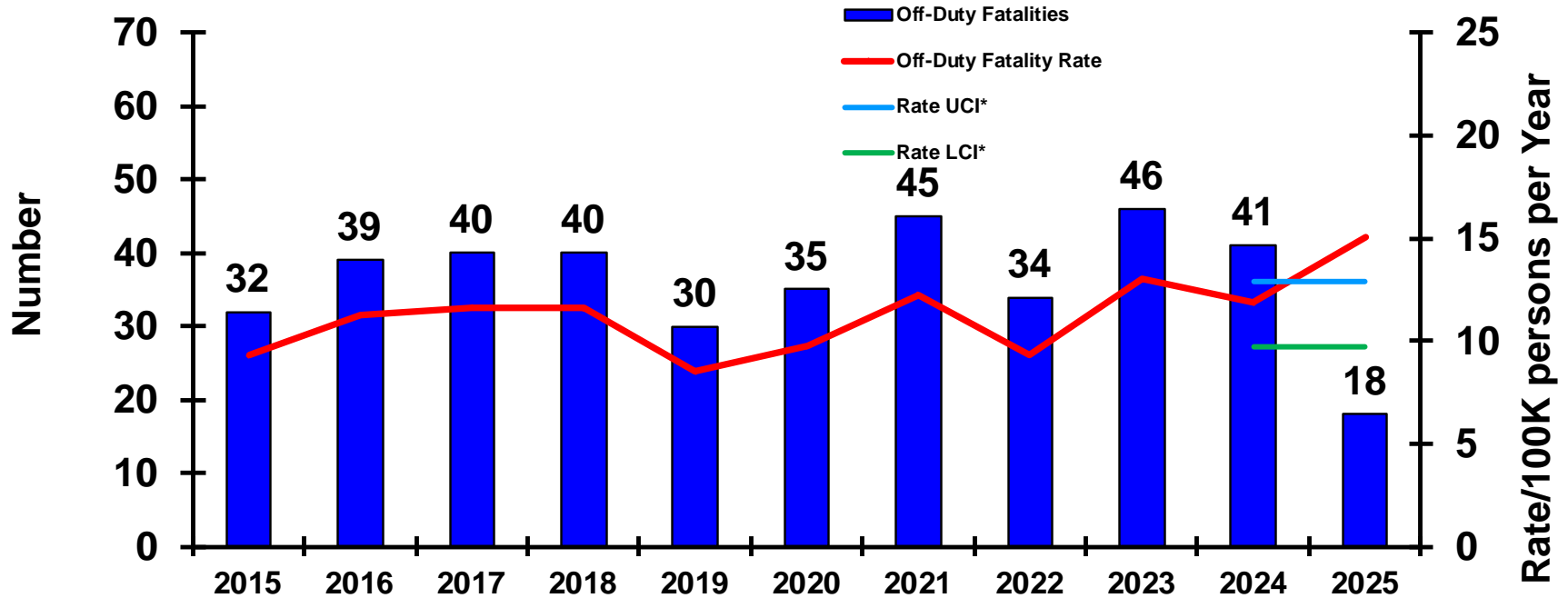


	<u>4-Feb-25</u>	<u>4-Feb-24</u>
CLASS A MISHAPS/MISHAP RATE FY COMPARISON:	18/15.06	11/9.20
FY24 MISHAPS/MISHAP RATE:	43/12.42	
10-YEAR AVERAGE (FY15-FY24) MISHAPS/MISHAP RATE:	39.30/11.15	

*see last slide for definition of UCI/LCI



CLASS 'A' - OFF-DUTY FATALITIES



Slide does not show Government Civilian Fatalities: FY25 - 0

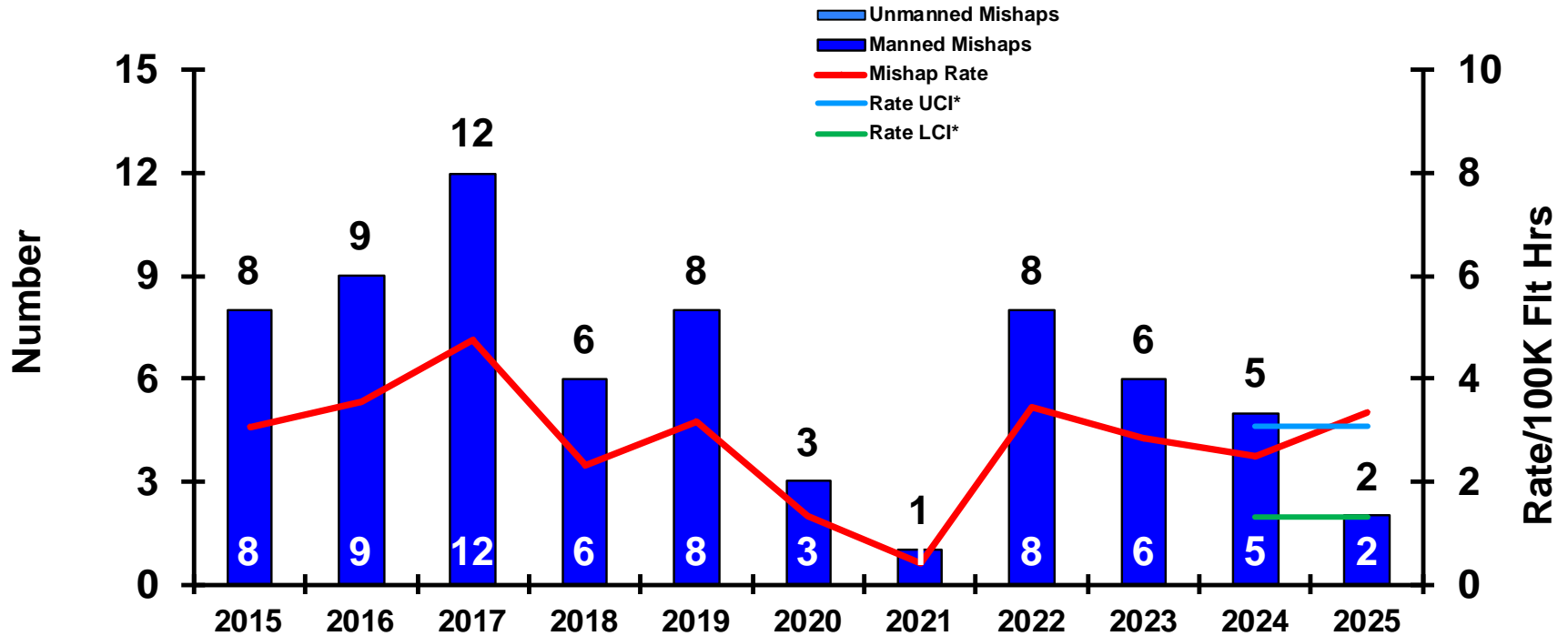
	4-Feb-25	4-Feb-24
CLASS A FATALITIES/FATALITY RATE FY COMPARISON:	18/15.06	9/7.53
FY24 FATALITIES/FATALITY RATE:	41/11.84	
10-YEAR AVERAGE (FY15-FY24) FATALITIES/FATALITY RATE:	38.20/10.84	

*see last slide for definition of UCI/LCI



CLASS 'A' - AVIATION MISHAPS

(This slide is the summary slide for Slides 29-31. Slides 29-31 provide additional detailed information)

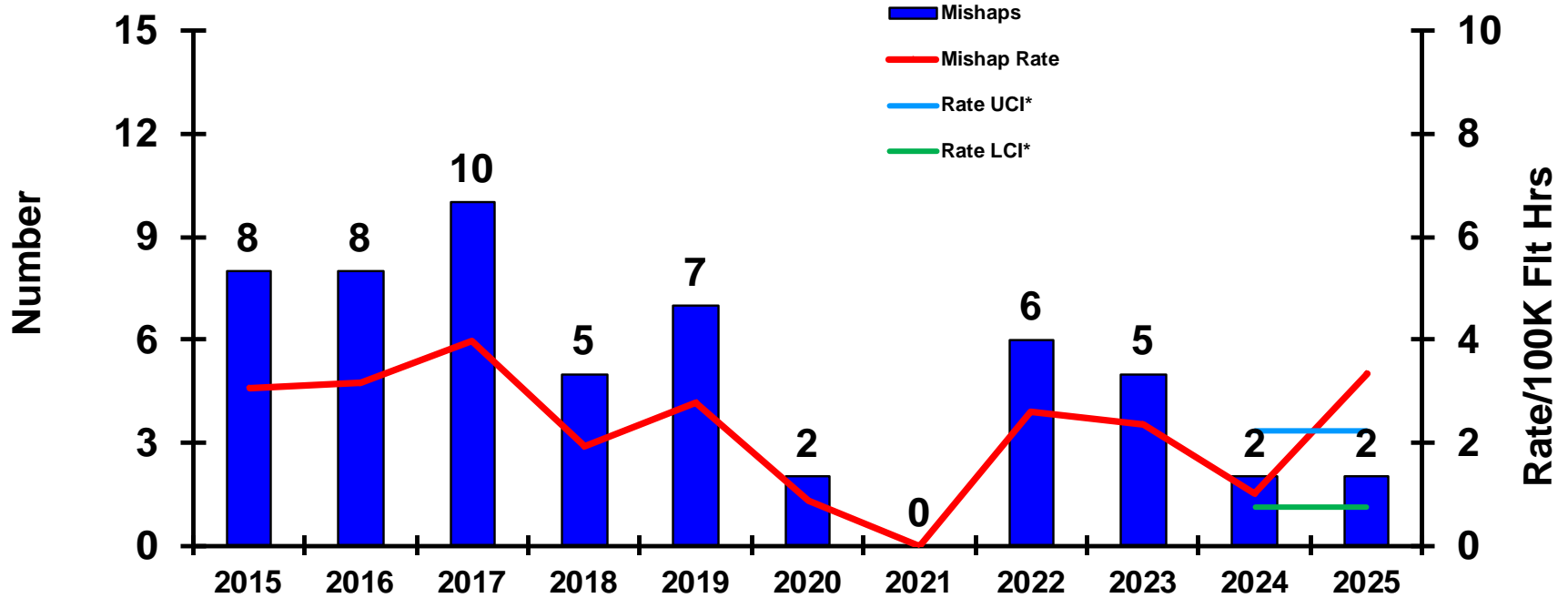


	<u>4-Feb-25</u>	<u>4-Feb-24</u>
CLASS A MISHAPS/MISHAP RATE FY COMPARISON:	2/3.34	2/2.88
FY24 MISHAPS/MISHAP RATE:	5/2.49	
10-YEAR AVERAGE (FY15-FY24) MISHAPS/MISHAP RATE:	6.60/2.75	



CLASS 'A' - FLIGHT MISHAPS

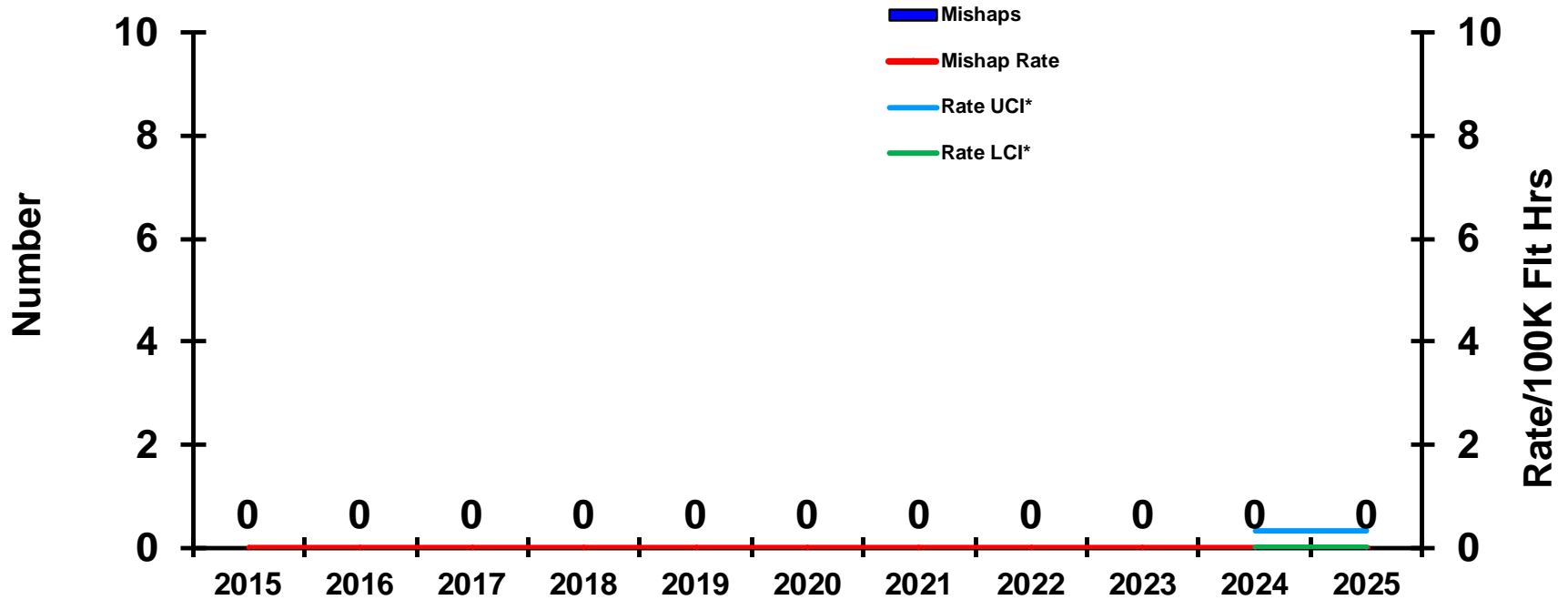
Manned Aircraft Only



	<u>4-Feb-25</u>	<u>4-Feb-24</u>
CLASS A MISHAPS/MISHAP RATE FY COMPARISON:	2/3.34	1/1.44
FY24 MISHAPS/MISHAP RATE:	2/1.00	
10-YEAR AVERAGE (FY15-FY24) MISHAPS/MISHAP RATE:	5.30/2.21	



CLASS 'A' - FLIGHT-RELATED (FREL) MISHAPS *Manned Aircraft Only*

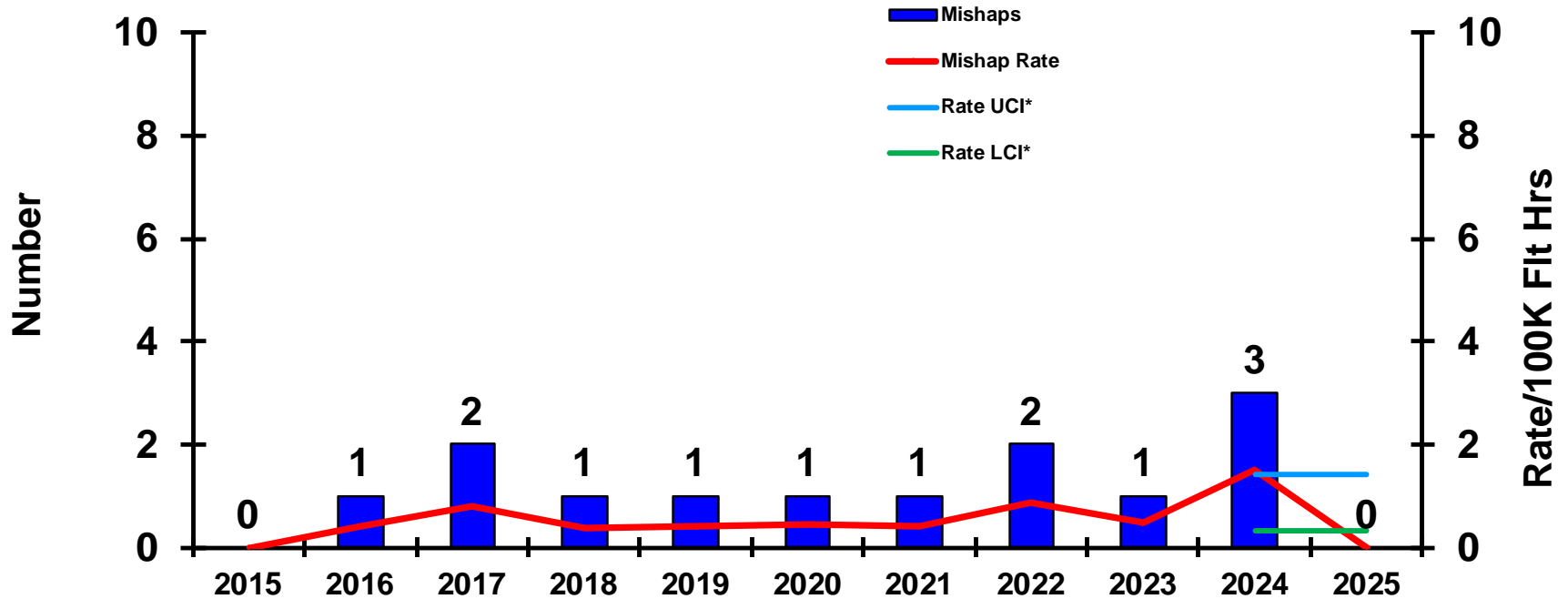


	<u>4-Feb-25</u>	<u>4-Feb-24</u>
CLASS A MISHAPS/MISHAP RATE FY COMPARISON:	0/0.00	0/0.00
FY24 MISHAPS/MISHAP RATE:	0/0.00	
10-YEAR AVERAGE (FY15-FY24) MISHAPS/MISHAP RATE:	0.00/0.00	



CLASS 'A' - AVIATION GROUND MISHAPS (AGM)

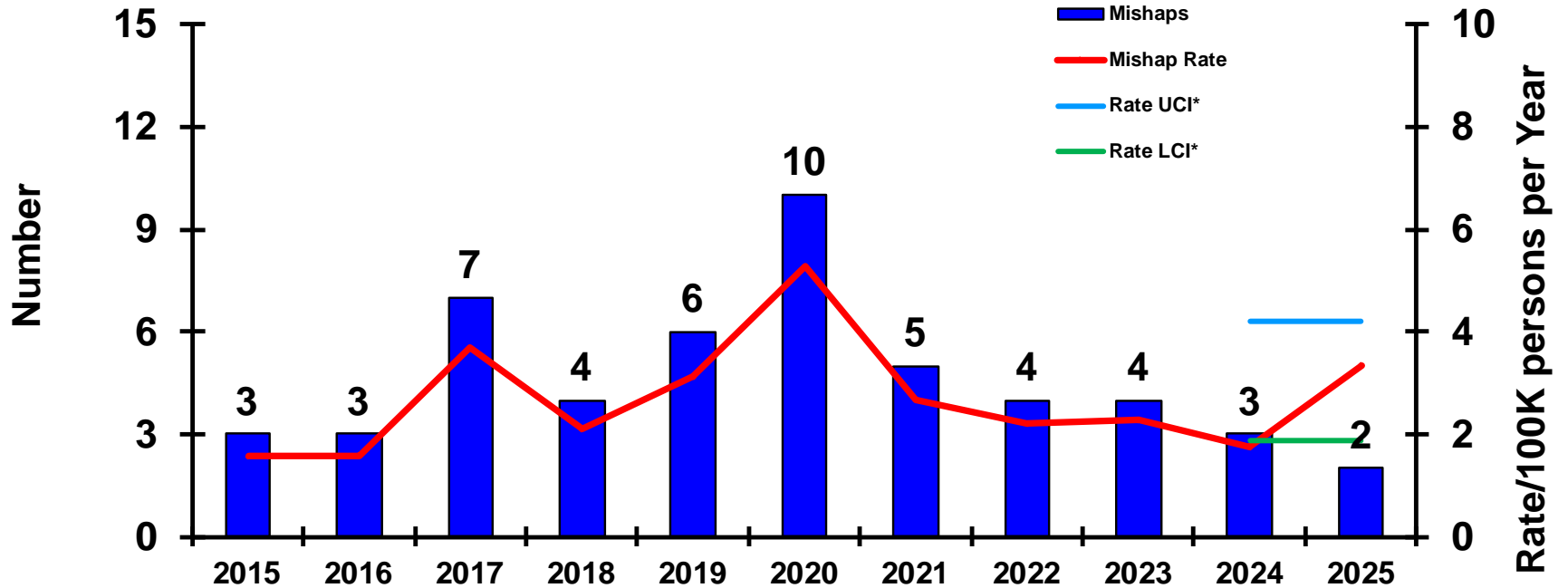
Manned Aircraft Only



	<u>4-Feb-25</u>	<u>4-Feb-24</u>
CLASS A MISHAPS/MISHAP RATE FY COMPARISON:	0/0.00	1/1.44
FY24 MISHAPS/MISHAP RATE:	3/1.49	
10-YEAR AVERAGE (FY15-FY24) MISHAPS/MISHAP RATE:	1.30/0.54	



CLASS 'A' - GROUND ON-DUTY MISHAPS



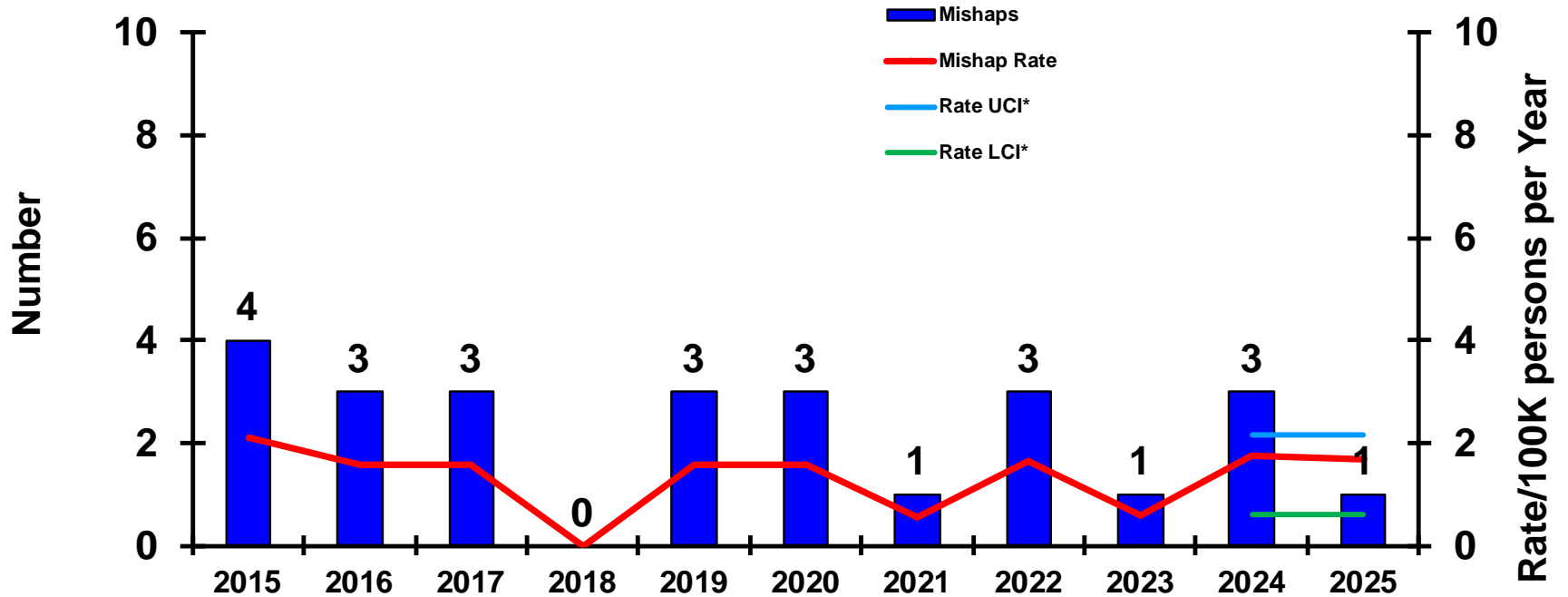
	<u>4-Feb-25</u>	<u>4-Feb-24</u>
CLASS A MISHAPS/MISHAP RATE FY COMPARISON:	2/3.36	1/1.68
FY24 MISHAPS/MISHAP RATE:	3/1.74	
10-YEAR AVERAGE (FY15-FY24) MISHAPS/MISHAP RATE:	4.90/2.63	

*see last slide for definition of UCI/LCI



CLASS 'A' - ON-DUTY MOTOR VEHICLE (MV) MISHAPS

(This slide is the summary slide for Slides 34-36. Slides 34-36 provide additional detailed information)

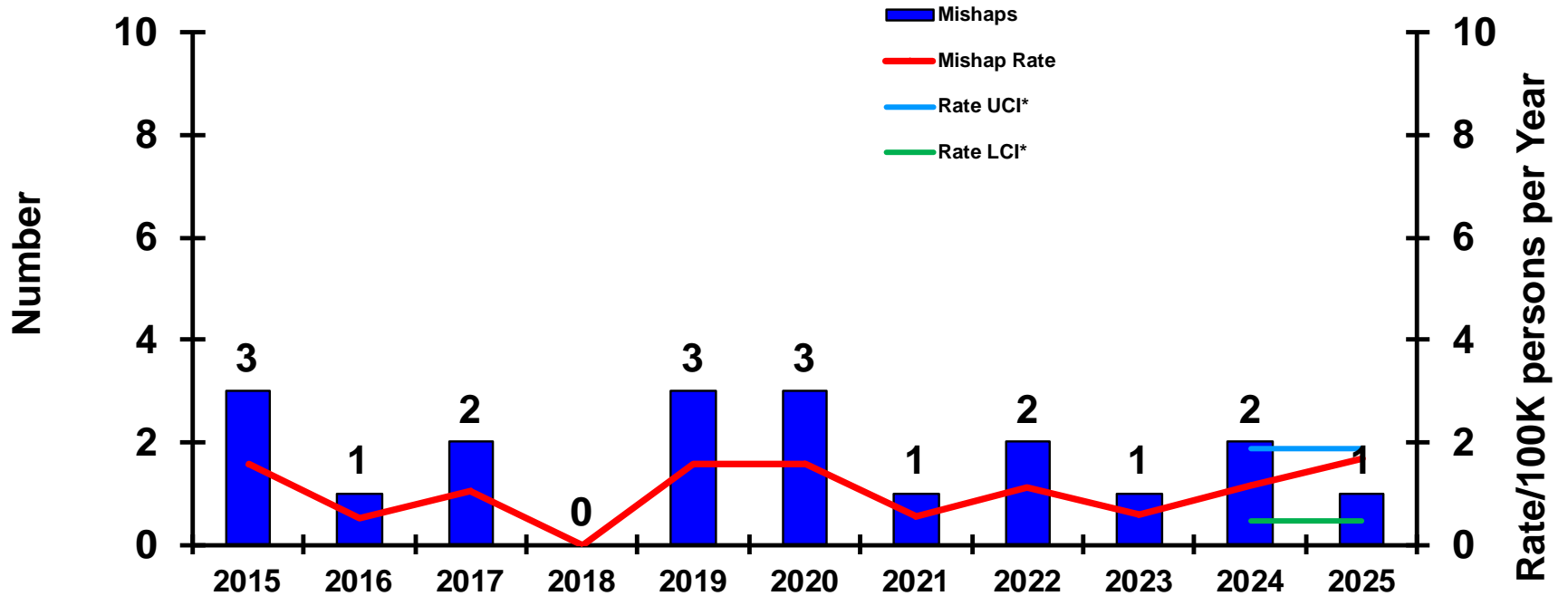


	<u>4-Feb-25</u>	<u>4-Feb-24</u>
CLASS A MISHAPS/MISHAP RATE FY COMPARISON:	1/1.68	1/1.68
FY24 MISHAPS/MISHAP RATE:	3/1.74	
10-YEAR AVERAGE (FY15-FY24) MISHAPS/MISHAP RATE:	2.40/1.29	

*see last slide for definition of UCI/LCI



CLASS 'A' - TACTICAL VEHICLE (TACVEH) MISHAPS

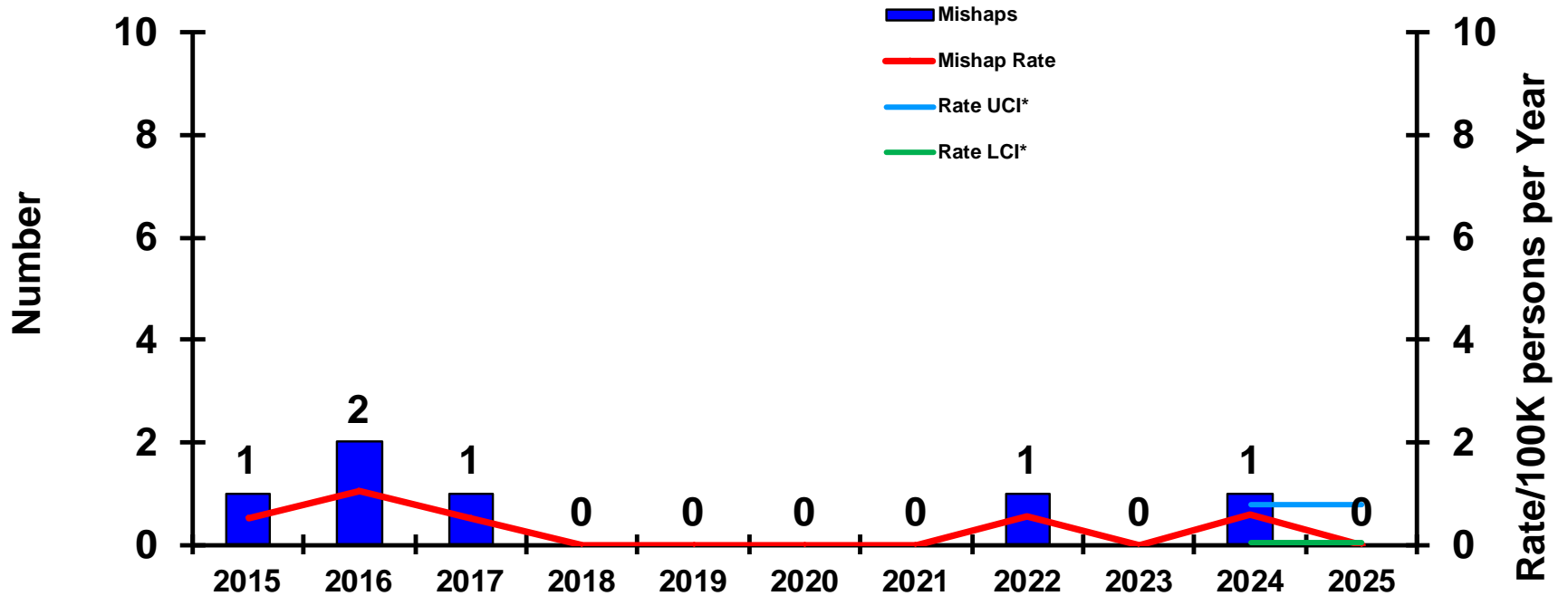


	<u>4-Feb-25</u>	<u>4-Feb-24</u>
CLASS A MISHAPS/MISHAP RATE FY COMPARISON:	1/1.68	1/1.68
FY24 MISHAPS/MISHAP RATE:	2/1.16	
10-YEAR AVERAGE (FY15-FY24) MISHAPS/MISHAP RATE:	1.80/0.97	

*see last slide for definition of UCI/LCI



CLASS 'A' - COMMERCIAL VEHICLE (COMMVEH) MISHAPS

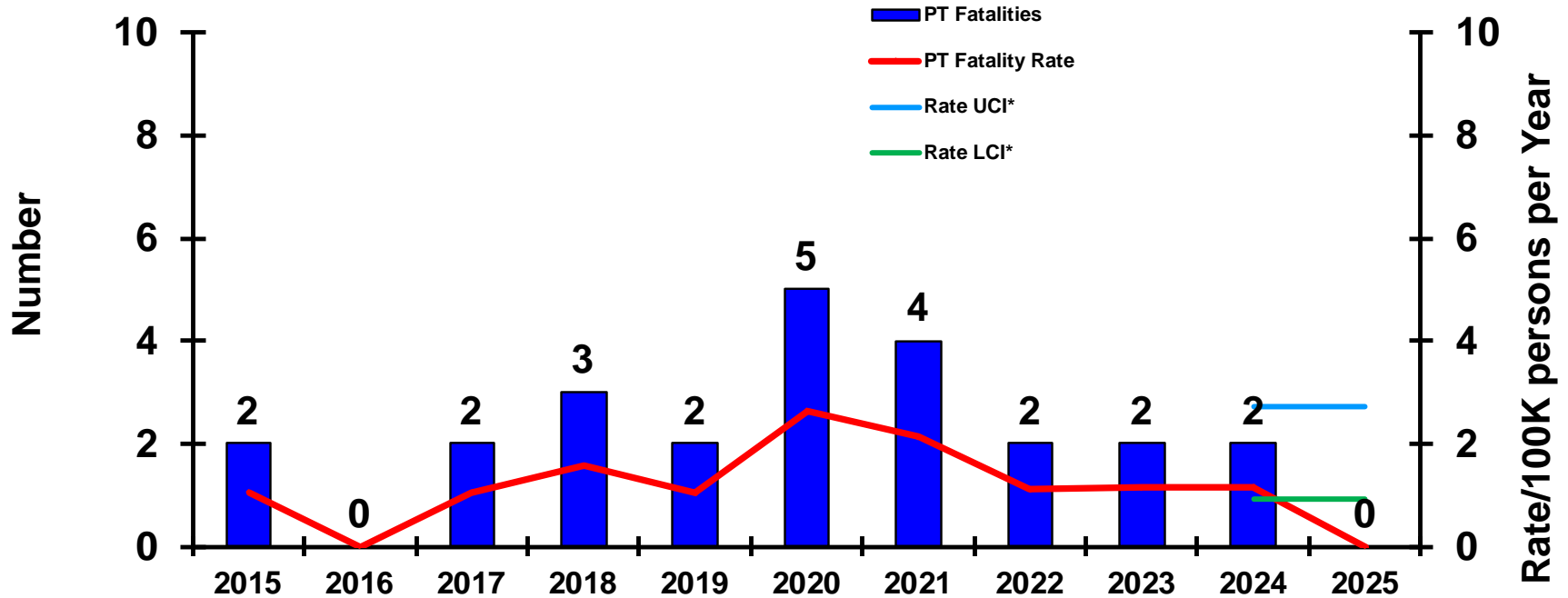


	<u>4-Feb-25</u>	<u>4-Feb-24</u>
CLASS A MISHAPS/MISHAP RATE FY COMPARISON:	0/0.00	0/0.00
FY24 MISHAPS/MISHAP RATE:	1/0.58	
10-YEAR AVERAGE (FY15-FY24) MISHAPS/MISHAP RATE:	0.60/0.32	

*see last slide for definition of UCI/LCI



CLASS 'A' - PHYSICAL TRAINING FATALITIES

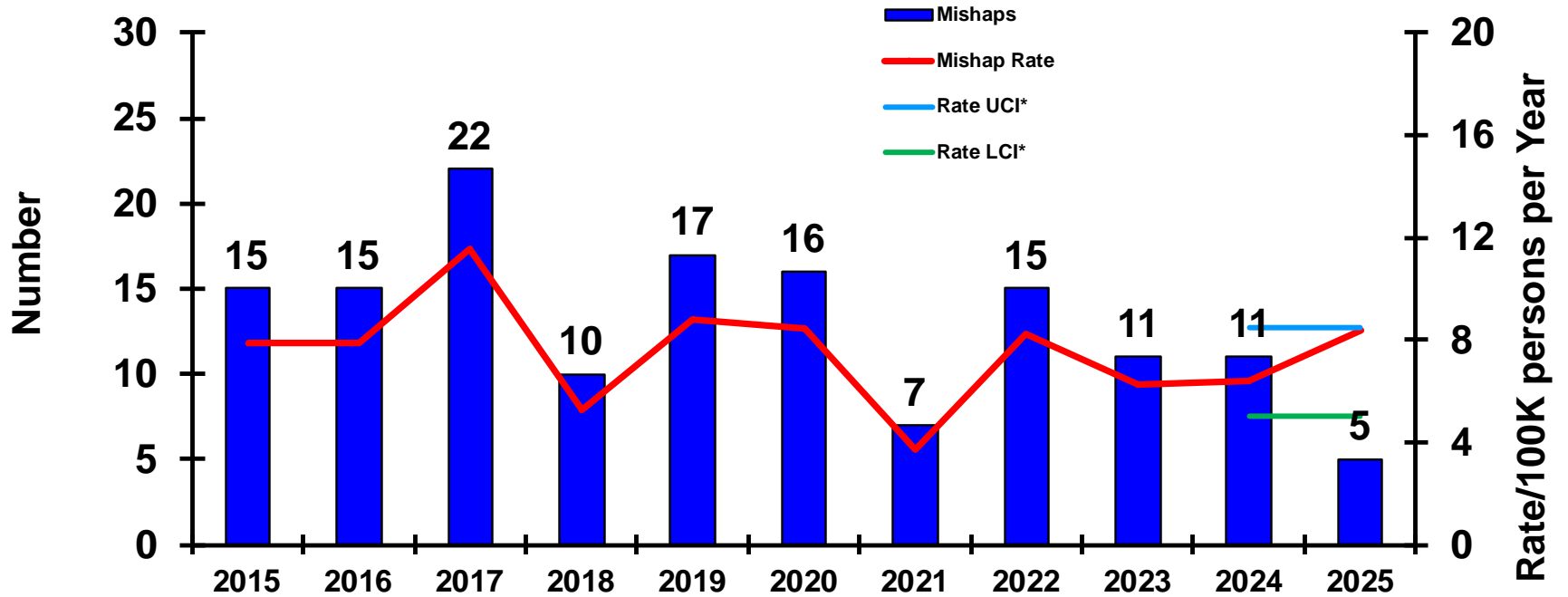


	<u>4-Feb-25</u>	<u>4-Feb-24</u>
CLASS A FATALITIES/FATALITY RATE FY COMPARISON:	0/0.00	1/1.68
FY24 FATALITIES/FATALITY RATE:	2/1.16	
10-YEAR AVERAGE (FY15-FY24) FATALITIES/FATALITY RATE:	2.40/1.29	

*see last slide for definition of UCI/LCI



CLASS 'A' - ON-DUTY MISHAPS

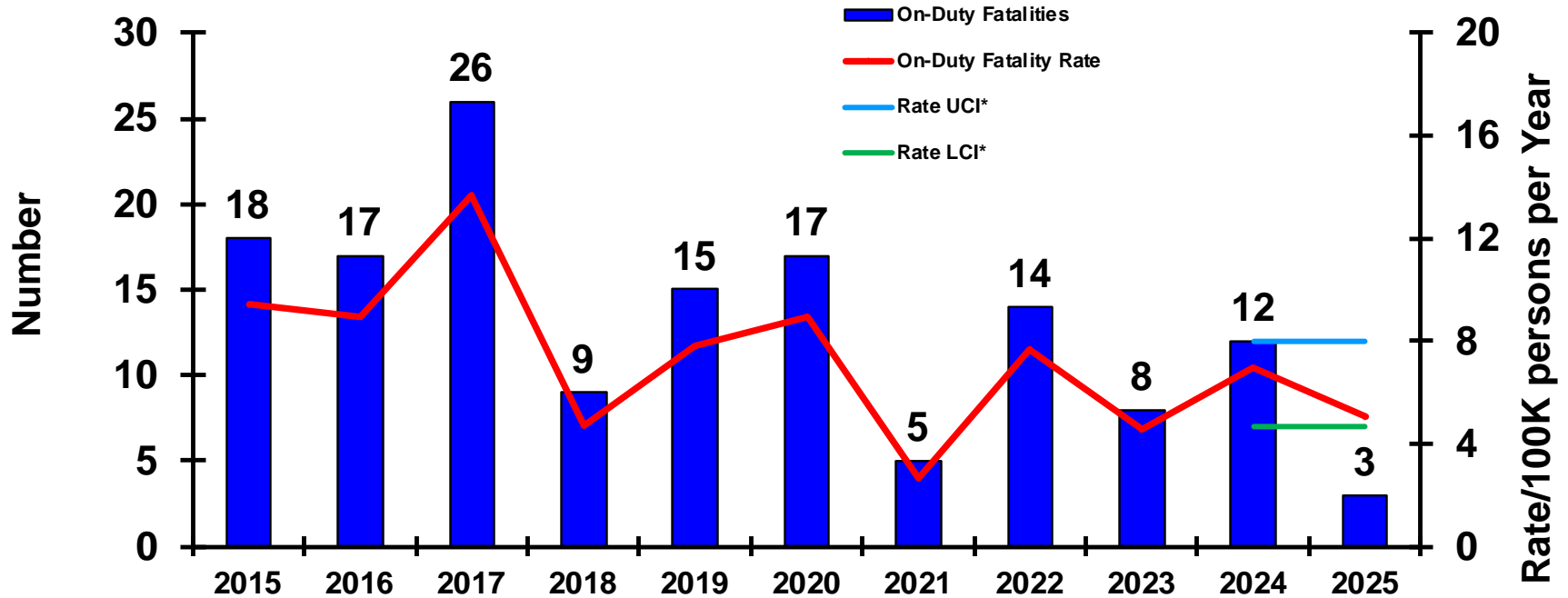


	<u>4-Feb-25</u>	<u>4-Feb-24</u>
CLASS A MISHAPS/MISHAP RATE FY COMPARISON:	5/8.39	4/6.71
FY24 MISHAPS/MISHAP RATE:	11/6.37	
10-YEAR AVERAGE (FY15-FY24) MISHAPS/MISHAP RATE:	13.90/7.46	

*see last slide for definition of UCI/LCI



CLASS 'A' - ON-DUTY FATALITIES



Slide does not show Government Civilian Fatalities: FY25 - 0

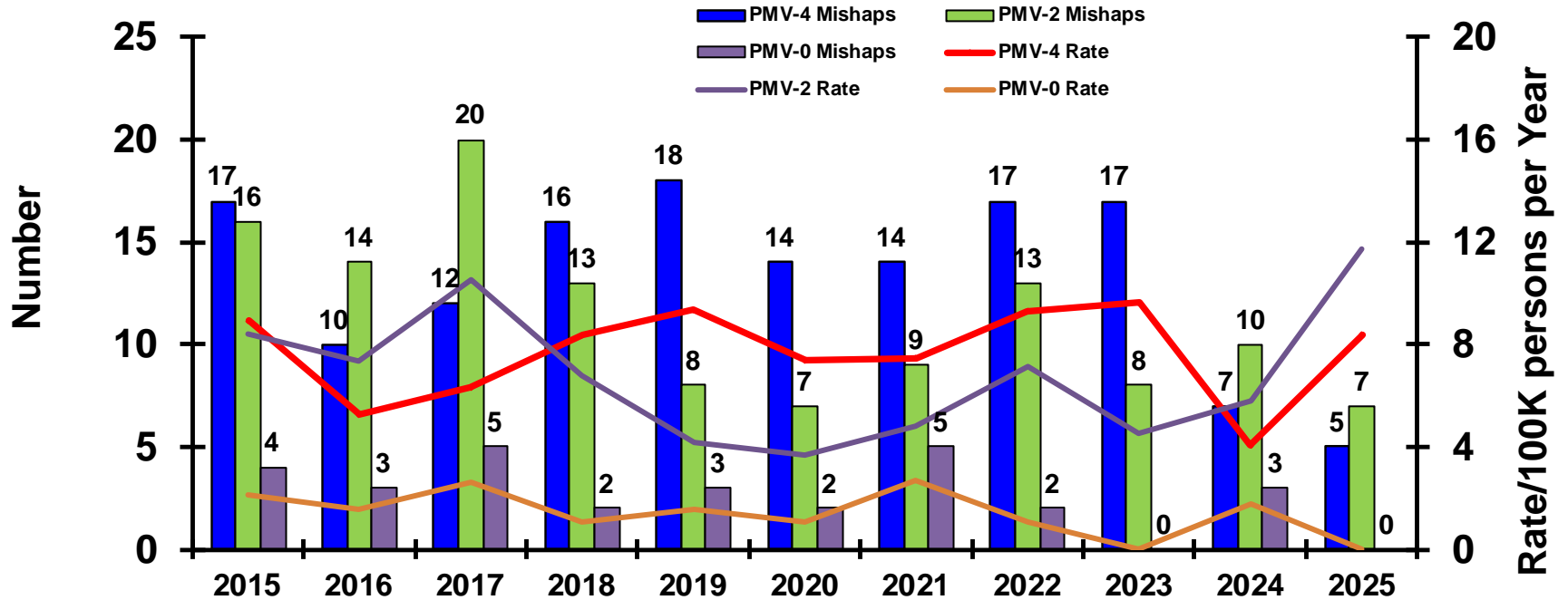
	4-Feb-25	4-Feb-24
CLASS A FATALITIES/FATALITY RATE FY COMPARISON:	3/5.04	2/3.36
FY24 FATALITIES/FATALITY RATE:	12/6.95	
10-YEAR AVERAGE (FY15-FY24) FATALITIES/FATALITY RATE:	14.10/7.57	

*see last slide for definition of UCI/LCI



CLASS 'A' - PRIVATE MOTOR VEHICLE (PMV) MISHAPS

(This slide is the summary slide for Slides 40-43. Slides 18-21 provide additional detailed information)

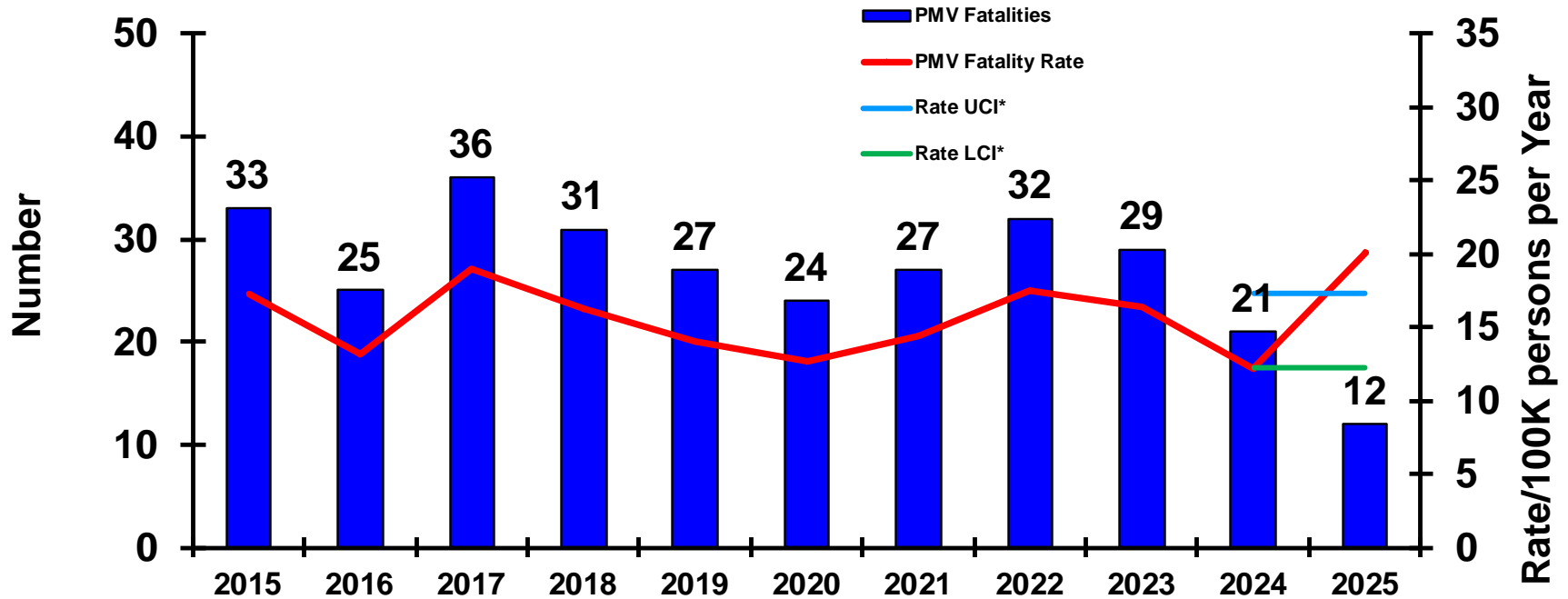


	PMV-4		PMV-2		PMV-0	
	4-Feb-25	4-Feb-24	4-Feb-25	4-Feb-24	4-Feb-25	4-Feb-24
CLASS A MISHAPS/MISHAP RATE FY COMPARISON:	5/8.39	4/6.71	7/11.75	6/10.07	0/0.00	0/0.00
FY24 MISHAPS/MISHAP RATE:	7/4.06		10/5.79		3/1.74	
10-YEAR AVERAGE (FY15-FY24) MISHAPS/MISHAP RATE:	14.20/7.62		11.80/6.33		2.90/1.56	

*see last slide for definition of UCI/LCI



CLASS 'A' - PRIVATE MOTOR VEHICLE (PMV) FATALITIES

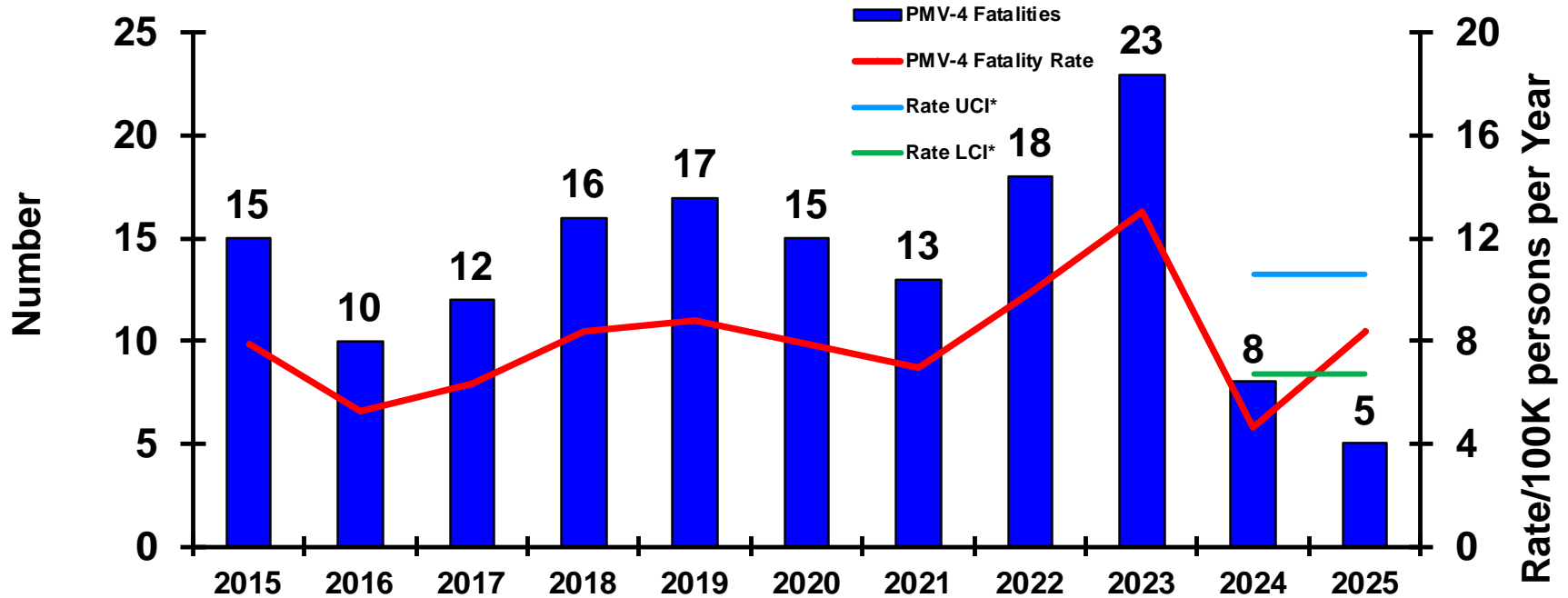


	<u>4-Feb-25</u>	<u>4-Feb-24</u>
CLASS A FATALITIES/FATALITY RATE FY COMPARISON:	12/20.14	10/16.78
FY24 FATALITIES/FATALITY RATE:	21/12.17	
10-YEAR AVERAGE (FY15-FY24) FATALITIES/FATALITY RATE:	28.50/15.30	

*see last slide for definition of UCI/LCI



CLASS 'A' - AUTOMOBILE (PMV-4) FATALITIES

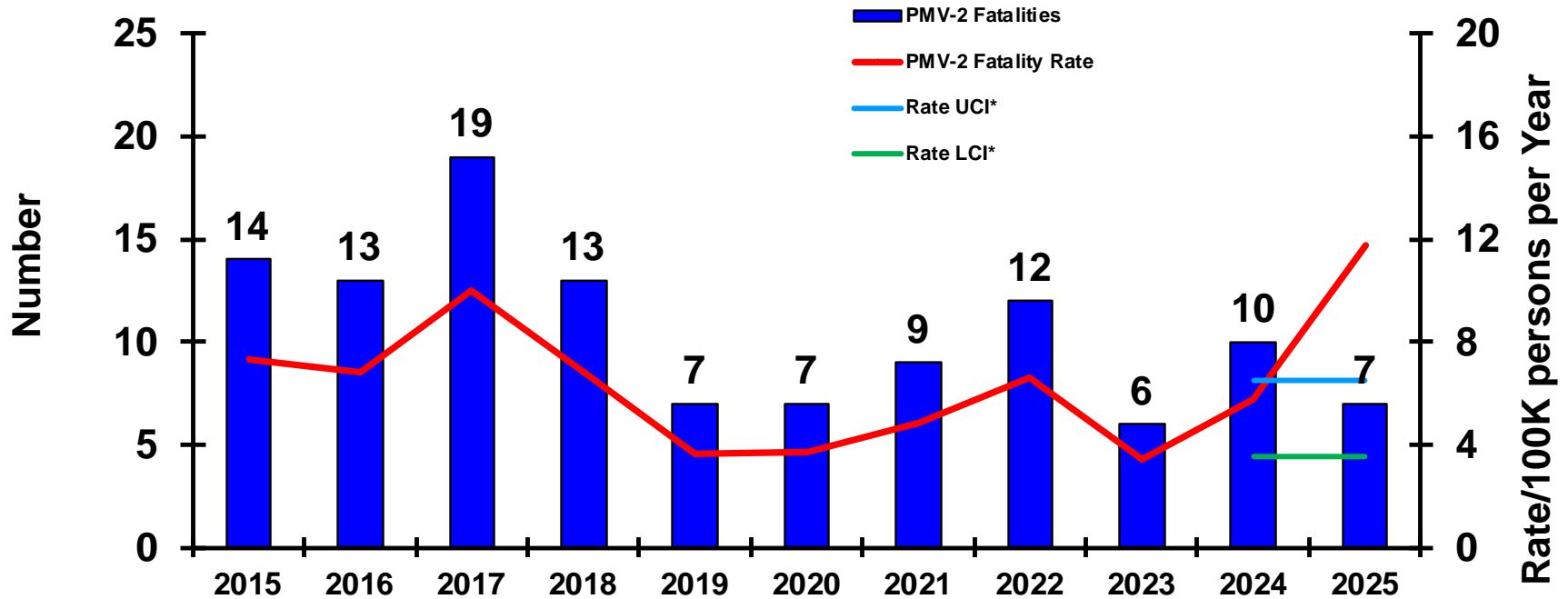


	<u>4-Feb-25</u>	<u>4-Feb-24</u>
CLASS A FATALITIES/FATALITY RATE FY COMPARISON:	5/8.39	4/6.71
FY24 FATALITIES/FATALITY RATE:	8/4.64	
10-YEAR AVERAGE (FY15-FY24) FATALITIES/FATALITY RATE:	14.70/7.89	

*see last slide for definition of UCI/LCI



CLASS 'A' - MOTORCYCLE (PMV-2) FATALITIES

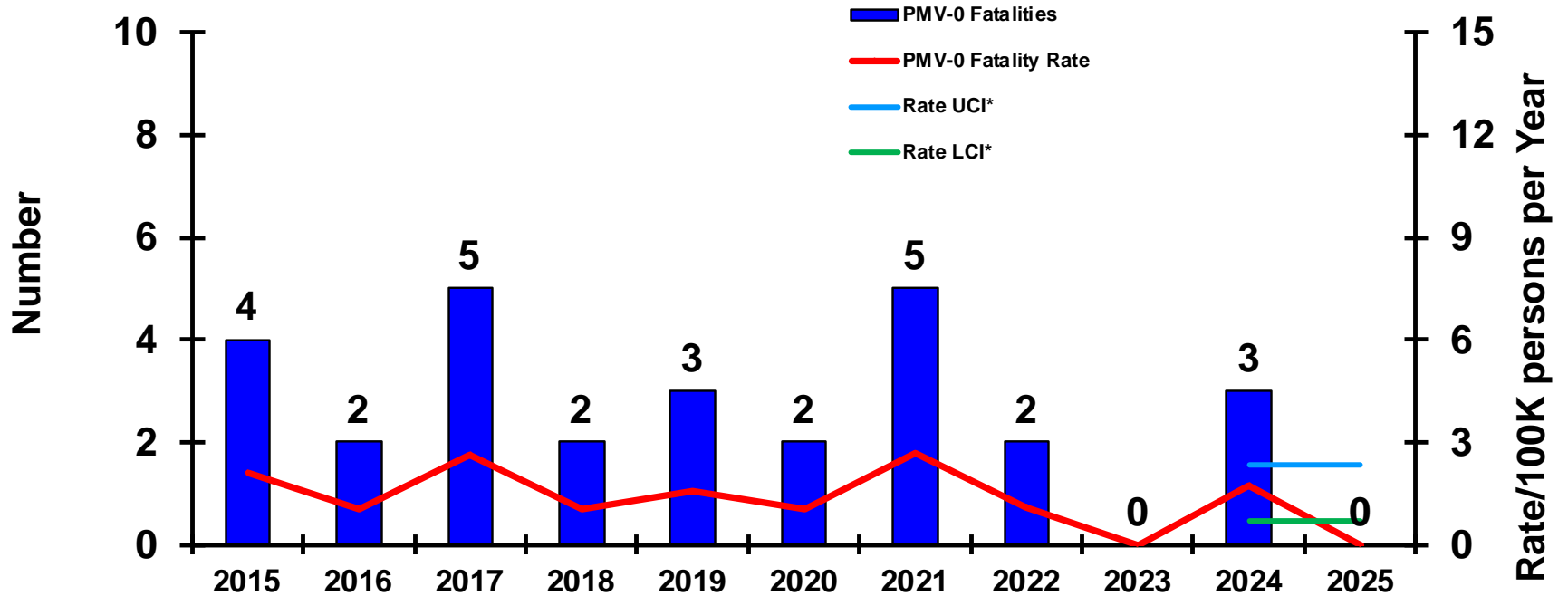


	<u>4-Feb-25</u>	<u>4-Feb-24</u>
CLASS A FATALITIES/FATALITY RATE FY COMPARISON:	7/11.75	6/10.07
FY24 FATALITIES/FATALITY RATE:	10/5.79	
10-YEAR AVERAGE (FY15-FY24) FATALITIES/FATALITY RATE:	11.00/5.90	

*see last slide for definition of UCI/LCI



CLASS 'A' - PEDESTRIAN (PMV-0) FATALITIES

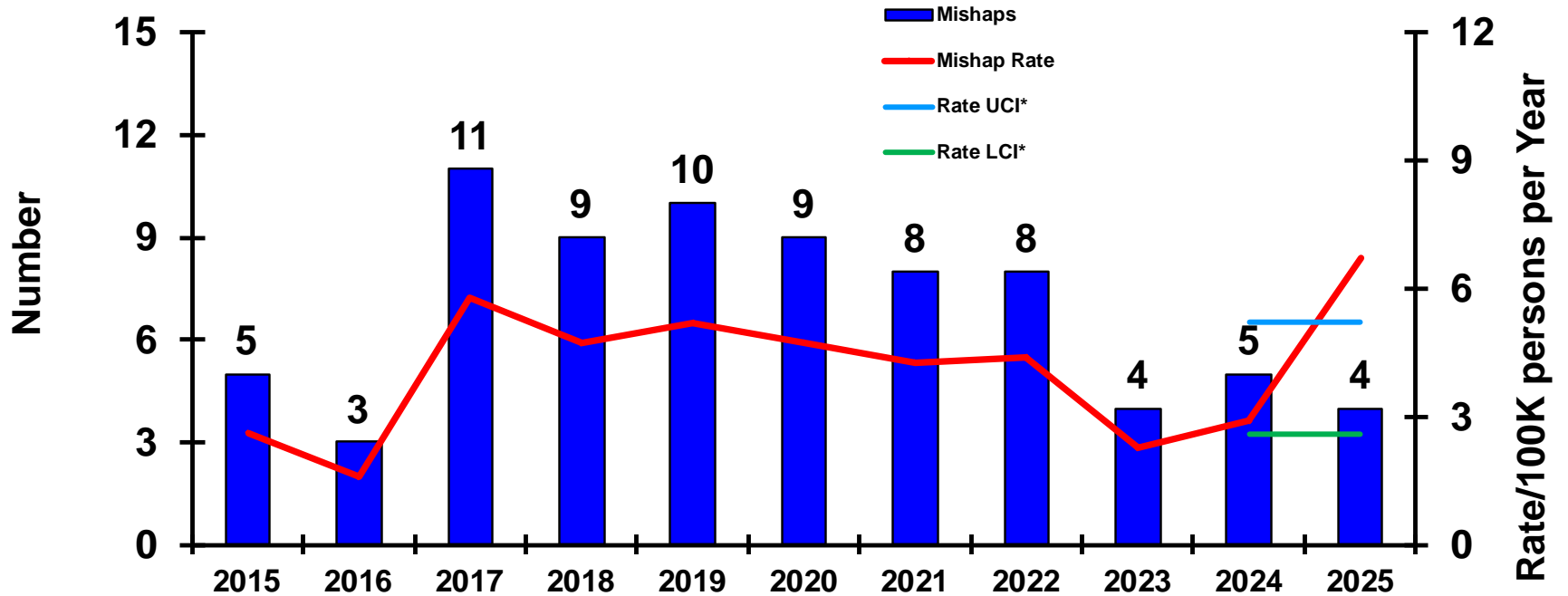


	<u>4-Feb-25</u>	<u>4-Feb-24</u>
CLASS A FATALITIES/FATALITY RATE FY COMPARISON:	0/0.00	0/0.00
FY24 FATALITIES/FATALITY RATE:	3/1.74	
10-YEAR AVERAGE (FY15-FY24) FATALITIES/FATALITY RATE:	2.80/1.50	

*see last slide for definition of UCI/LCI



CLASS 'A' - OFF-DUTY/REC MISHAPS

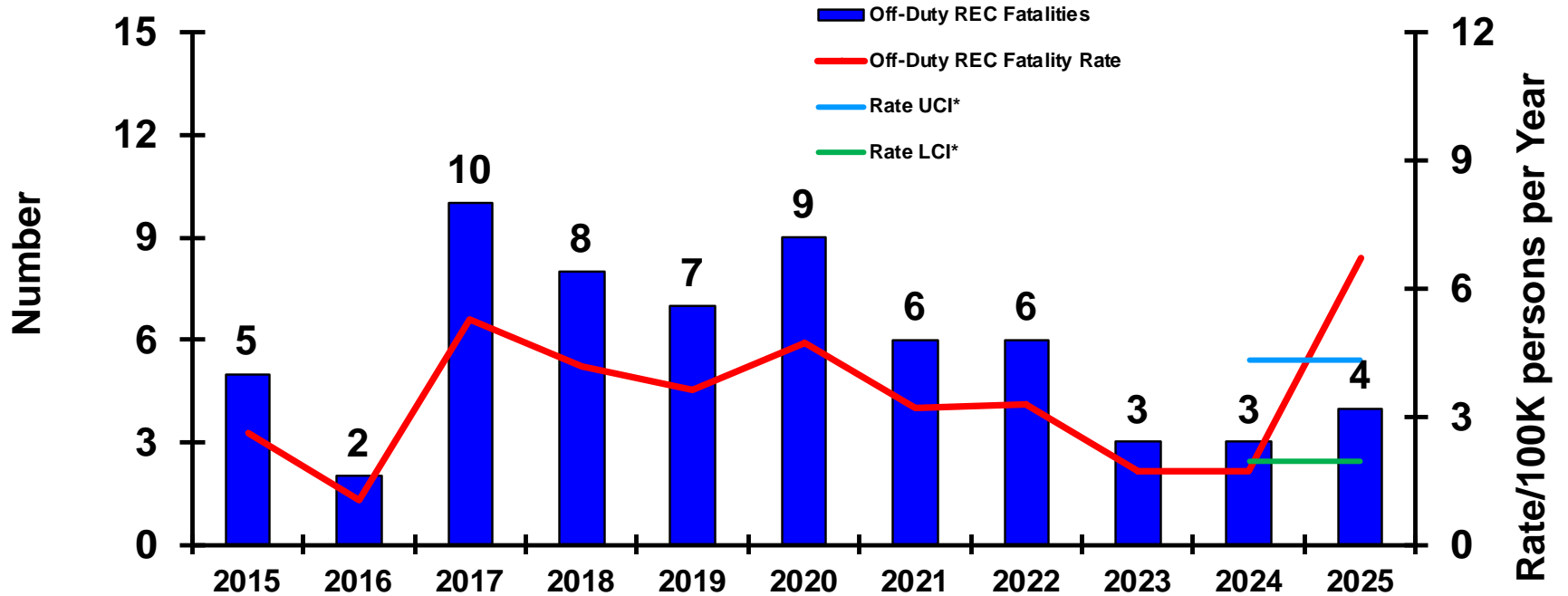


	<u>4-Feb-25</u>	<u>4-Feb-24</u>
CLASS A MISHAPS/MISHAP RATE FY COMPARISON:	4/6.71	1/1.68
FY24 MISHAPS/MISHAP RATE:	5/2.90	
10-YEAR AVERAGE (FY15-FY24) MISHAPS/MISHAP RATE:	7.20/3.86	

*see last slide for definition of UCI/LCI



CLASS 'A' - OFF-DUTY/REC FATALITIES

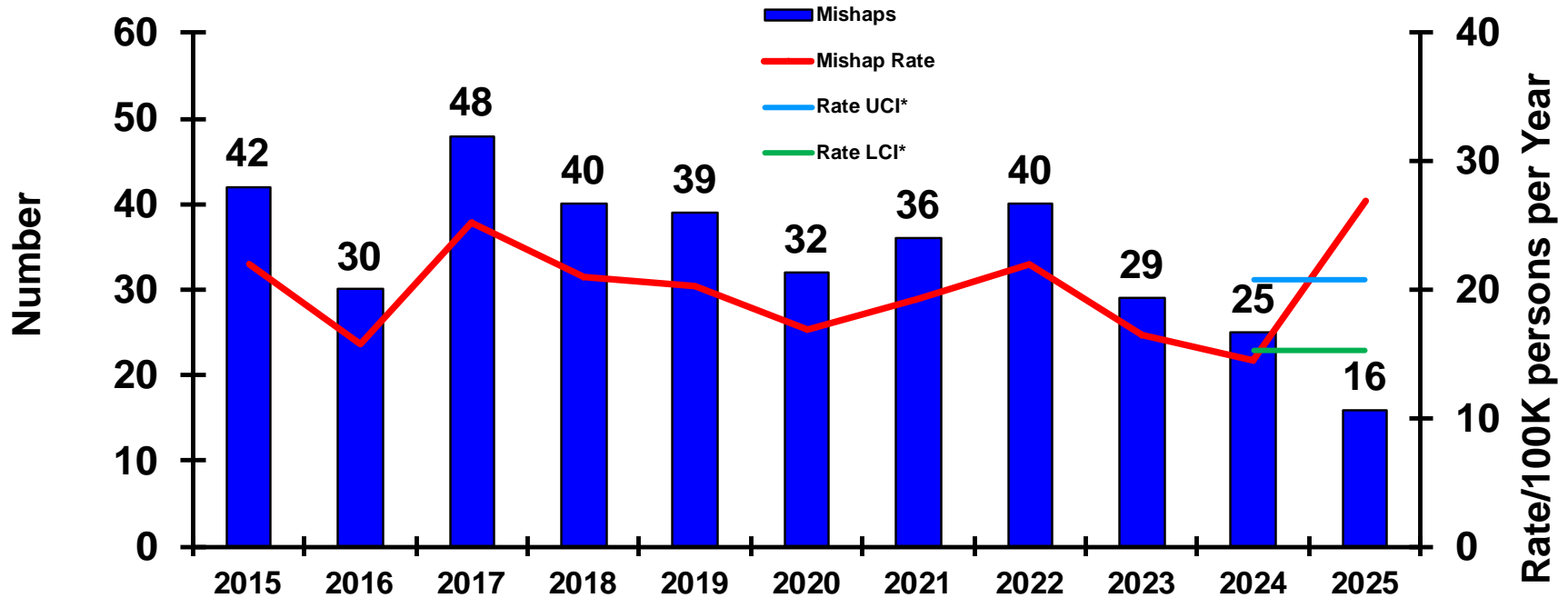


	<u>4-Feb-25</u>	<u>4-Feb-24</u>
CLASS A FATALITIES/FATALITY RATE FY COMPARISON:	4/6.71	1/1.68
FY24 FATALITIES/FATALITY RATE:	3/1.74	
10-YEAR AVERAGE (FY15-FY24) FATALITIES/FATALITY RATE:	5.90/3.17	

*see last slide for definition of UCI/LCI



CLASS 'A' - OFF-DUTY MISHAPS

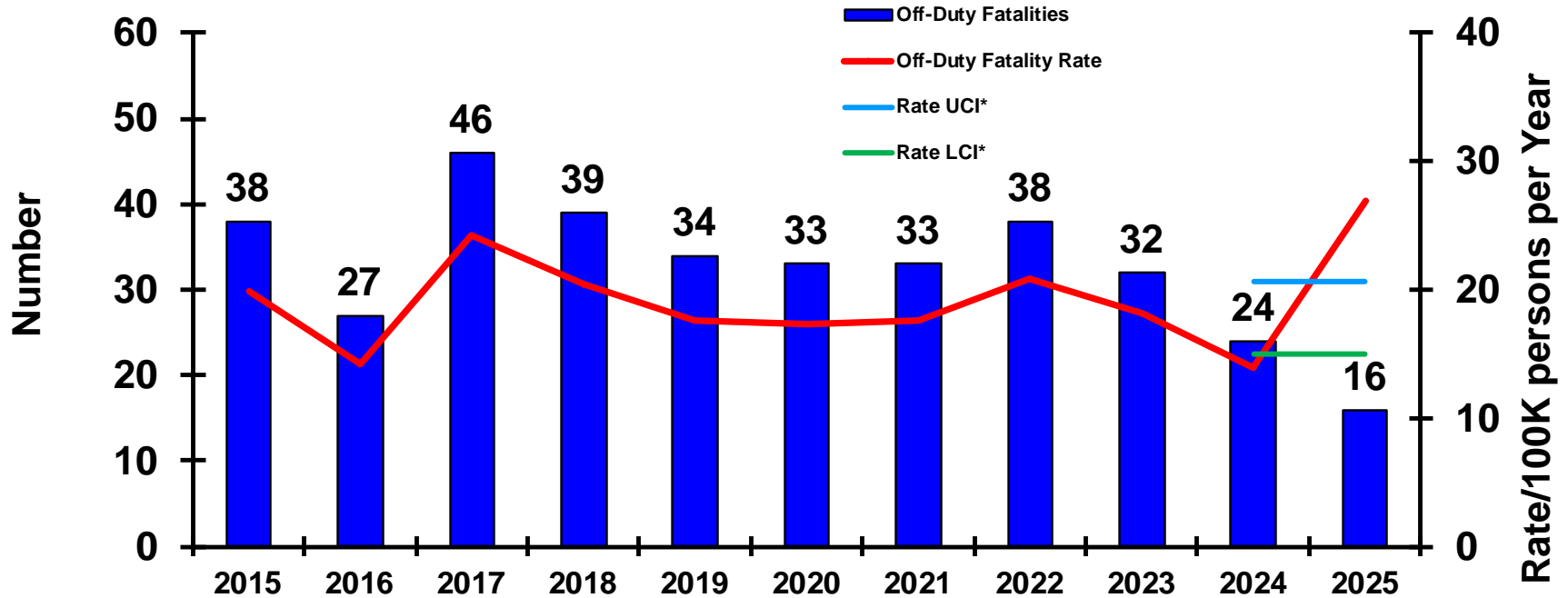


	<u>4-Feb-25</u>	<u>4-Feb-24</u>
CLASS A MISHAPS/MISHAP RATE FY COMPARISON:	16/26.85	11/18.46
FY24 MISHAPS/MISHAP RATE:	25/14.48	
10-YEAR AVERAGE (FY15-FY24) MISHAPS/MISHAP RATE:	36.10/19.38	

*see last slide for definition of UCI/LCI



CLASS 'A' - OFF-DUTY FATALITIES



Slide does not show Government Civilian Fatalities: FY25 - 0

	4-Feb-25	4-Feb-24
CLASS A FATALITIES/FATALITY RATE FY COMPARISON:	16/26.85	11/18.46
FY24 FATALITIES/FATALITY RATE:	24/13.91	
10-YEAR AVERAGE (FY15-FY24) FATALITIES/FATALITY RATE:	34.40/18.46	

*see last slide for definition of UCI/LCI



USN - SHORT NARRATIVES

USN CLASS 'A' - AVIATION CLASS A MISHAPS (includes UAS/UAV, FRMs and AGMs not included in the Flight Slide) (3)

- **CLASS A FLIGHT MISHAPS (4)**
 - 27 Dec 2024 (Location Withheld – OPSEC) MH-60S experienced hard landing, no injuries reported.
 - 22 Dec 2024 (Location Withheld – OPSEC) F/A-18F allegedly struck by friendly fire, both aircrew ejected safely, minor injuries reported.
 - 15 Oct 2024 (IVO Mt Rainer, Washington) EA-18G crashed during training evolution; crew deceased.
- **CLASS 'A' FLIGHT-RELATED MISHAPS (FREL) (0)**
 - NSTR
- **CLASS 'A' AGM MISHAPS (1)**
 - 16 Jan 2025 (NAS Fallon, NV) F-16C experienced engine damage during maintenance-related engine turn. No injuries reported.
- **CLASS 'A' MISHAP – UAV (0)**
 - NSTR

USN CLASS 'A' - AFLOAT MISHAPS (2)

- **CLASS A SURFACE SHIP MISHAPS (1)**
 - 13 Dec 2024 (Location Withheld – OPSEC) USS Ship sustained damage to equipment, no injury to crew.
- **CLASS A SUBMARINE MISHAPS (0)**
 - NSTR
- **CLASS 'A' DIVING MISHAPS (0)**
 - NSTR
- **CLASS 'A' MSC AFLOAT MISHAPS (1)**
 - 18 Dec 2024 (Location Withheld – OPSEC) Material damaged during USNS VERTREP, no injury to crew.



USN - SHORT NARRATIVES

USN CLASS 'A' - SHORE MISHAPS (0)

- CLASS A SHORE MISHAPS (0)
 - NSTR

- CLASS 'A' PHYSICAL TRAINING MISHAPS (0)
 - NSTR

USN CLASS 'A' - ON-DUTY MOTOR VEHICLE MISHAPS (0)

- CLASS 'A' TACTICAL VEHICLE MISHAPS (0)
 - NSTR

- CLASS 'A' COMMERCIAL VEHICLE MISHAPS (0)
 - NSTR



USN - SHORT NARRATIVES

USN CLASS 'A' - PMV FATALITIES (14)

- **PMV-4 FATALITIES (2)**
 - 27 Nov 2024 (Vallejo, CA) SVM involved in a motor vehicle accident, died at scene.
 - 12 Nov 2024 (Chinquapin, NC) SVM involved in a motor vehicle accident, died at scene.

- **PMV-2 FATALITIES (12)**
 - 2 Feb 2025 (Hampton, VA) SVM involved in a motorcycle accident, died at scene.
 - 26 Jan 2025 (Jacksonville, FL) SVM involved in a motorcycle accident, died at scene.
 - 28 Dec 2024 (San Diego, CA) SVM involved in a motorcycle accident, died at scene.
 - 13 Dec 2024 (El Cajon, CA) SVM involved in a motorcycle accident, died at scene.
 - 1 Dec 2024 (Norfolk, VA) SVM involved in a motorcycle accident, died at scene.
 - 27 Nov 2024 (Jacksonville, FL) SVM involved in a motorcycle accident, died at scene.
 - 25 Nov 2024 (Hampton, VA) SVM involved in a motorcycle accident, died at scene.
 - 8 Nov 2024 (Groton, CT) SVM involved in a motorcycle accident, died at scene.
 - 7 Nov 2024 (Oak Harbor, WA) SVM involved in a motorcycle accident, died at hospital.
 - 31 Oct 2024 (St. Mary's, GA) SVM involved in a motorcycle accident, died at scene.
 - 22 Oct 2024 (Honolulu, HI) SVM involved in a motorcycle accident, died at scene.
 - 2 Oct 2024 (Kingsland, GA) SVM involved in a motorcycle accident, died at scene.

- **PMV-0 FATALITIES (0)**
 - NSTR

USN CLASS 'A' USN - OFF-DUTY/RECREATIONAL FATALITIES (4)

- **OFF-DUTY/REC FATALITIES (4)**
 - 18 Jan 2025 (Maui, HI) SVM drowned while snorkeling, died at hospital.
 - 6 Dec 2024 (Ipan, Guam) SVM suffered drowning on beach, succumbed to injury on 7 Dec 24,
 - 25 Nov 2024 (Yokosuka, Japan) Sailor fell off base from an unknown height, succumbed to injuries.
 - 3 Nov 2024 (NS Meridian, MS) SVM suffered medical emergency, died at hospital.

USN CLASS 'A' – PERMANENT TOTAL DISABILITIES (0)

- NSTR



USMC - SHORT NARRATIVES

USMC CLASS 'A' AVIATION MISHAPS (includes UAS/UAV, FRMs and AGMs not included in the Flight Slide) (2)

- **CLASS A FLIGHT MISHAPS (2)**
 - 20 Dec 2024 (MCB Camp Pendleton, CA) CH-53E had inflight emergency, landed safely, all crew egressed, no injuries reported.
 - 25 Oct 2024 (MCAS Yuma, AZ) CH-53E: Aircraft crashed on takeoff. Aircraft repairable. Multiple minor injuries reported.

- **CLASS 'A' FLIGHT-RELATED MISHAPS (FREL) (0)**
 - NSTR

- **CLASS 'A' AGM MISHAPS (0)**
 - NSTR

- **CLASS 'A' MISHAP – UAV (0)**
 - NSTR

USMC CLASS 'A' GROUND MISHAPS (2)

- **CLASS A GROUND MISHAPS (2)**
 - 20 Dec 2024 (Camp Lejeune, NC) SVM involved in a training event, died at hospital.
 - 7 Dec 2024 (MCB Camp Pendleton, CA) SVM involved in a command-directed hike, succumbed to injuries enroute to the hospital.

- **CLASS A PHYSICAL TRAINING MISHAPS (0)**
 - NSTR



USMC - SHORT NARRATIVES

USMC CLASS 'A' ON-DUTY MOTOR VEHICLE MISHAPS (1)

- **CLASS 'A' TACTICAL VEHICLE MISHAPS (1)**
 - 8 Nov 2024 (MCB Camp Pendleton, CA) SVM sustained fatal injury during work evolution.
- **CLASS 'A' COMMERCIAL VEHICLE MISHAPS (0)**
 - NSTR

USMC CLASS 'A' PMV FATALITIES (12)

- **PMV-4 FATALITIES (5)**
 - 30 Dec 2024 (Houston, TX) SVM involved in a motor vehicle accident, died at hospital.
 - 24 Dec 2024 (Augusta, GA) SVM involved in a motor vehicle accident, succumbed to injuries on 24 Dec 24.
 - 22 Dec 2024 (Klamouth County, OR) SVM involved in a motor vehicle accident, died at scene.
 - 15 Dec 2024 (Punalu'u, HI) SVM involved in a motor vehicle accident, succumbed to injuries on 19 Dec 24.
 - 6 Dec 2024 (Richland, NC) SVM involved in a motor vehicle accident, died at scene.
- **PMV-2 FATALITIES (7)**
 - 20 Jan 2025 (Panorama, CA) SVM involved in a motorcycle accident, died at scene.
 - 14 Dec 2024 (Menifee, CA) SVM involved in a motorcycle accident, died at scene.
 - 19 Nov 2024 (IVO Kin, Okinawa, Japan) SVM involved in a motorcycle accident, died at hospital.
 - 31 Oct 2024 (Santa Ana, CA) SVM involved in a motorcycle accident, died at hospital on 4 Nov 24.
 - 27 Oct 2024 (St Louis, MO) SVM involved in a motorcycle accident, died at scene.
 - 17 Oct 2024 (Jacksonville, NC) SVM involved in a motorcycle accident, died at hospital.
 - 15 Oct 2024 (Oceanside, CA) SVM involved in a motorcycle accident, died at scene.
- **PMV-0 FATALITIES (0)**
 - NSTR



USMC - SHORT NARRATIVES

USMC CLASS 'A' OFF-DUTY/RECREATIONAL FATALITIES (4)

- **OFF-DUTY/REC FATALITIES (4)**
 - 24 Dec 2024 (Grand Junction, CO) SVM involved in a skiing accident, died at hospital on 6 Jan 25.
 - 20 Dec 2024 (Bangui, Ilocos Norte, Philippines) SVM drowned during training event.
 - 2 Nov 2024 (Camp Lejeune, NC) SVM fell from balcony, died at scene.
 - 12 Oct 2024 (Raleigh, NC) SVM sustained injury from accidental personal firearm discharge, died at scene.

USMC CLASS 'A' – PERMANENT TOTAL DISABILITIES (0)

- NSTR



Mishap Confidence Interval

- UCI = Upper Confidence Interval LCI = Lower Confidence Interval
- Rate values above the UCI or below the LCI infer a statistically significant change is probable. This is only an indicator. Significance cannot be determined until end-of-year.
- Values between the UCI and LCI infer that nothing significant has occurred to increase or decrease mishap rate.

(Confidence Interval is based on: Poisson Rate related to a Chi Squared Distribution and calculated using FY16-20 data except for the Lost Work Days and Lost Time Case slides which were based on a normal distribution).