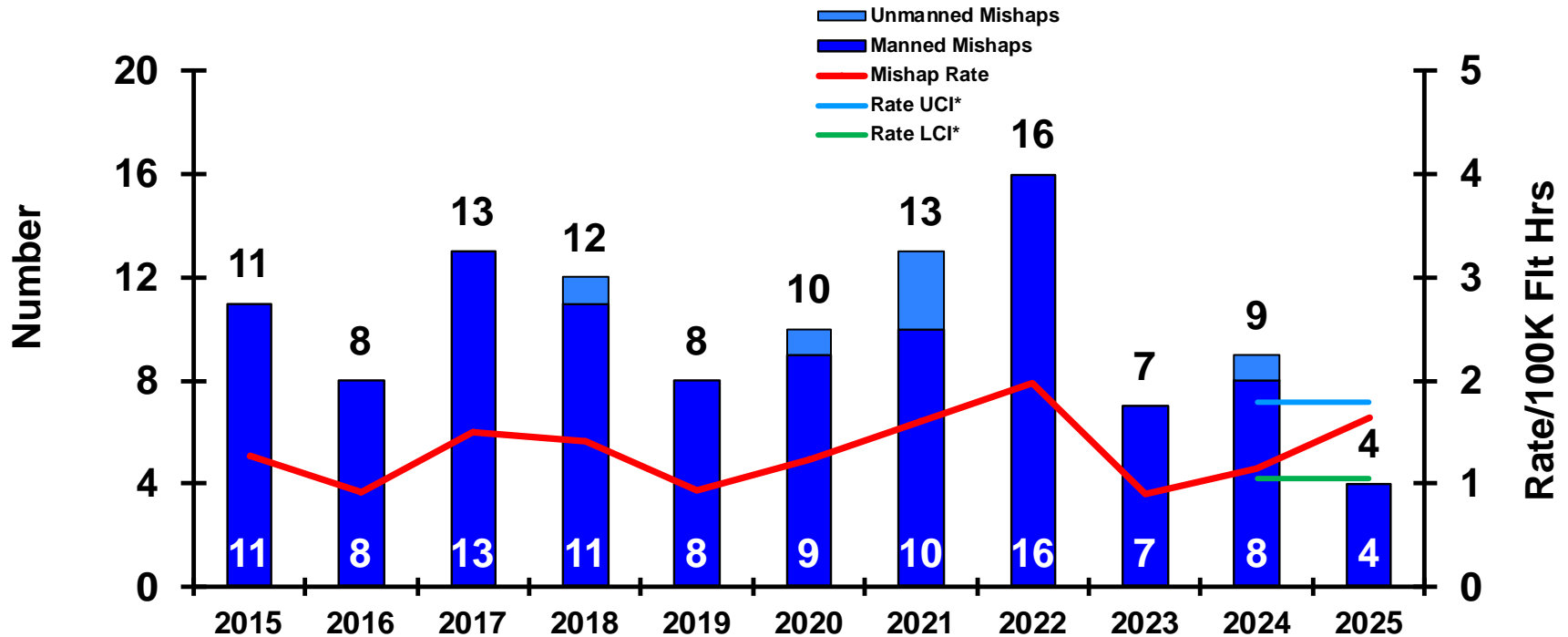




CLASS 'A' - AVIATION MISHAPS

(This slide is the summary slide for Slides 2-4. Slides 2-4 provide additional detailed information)

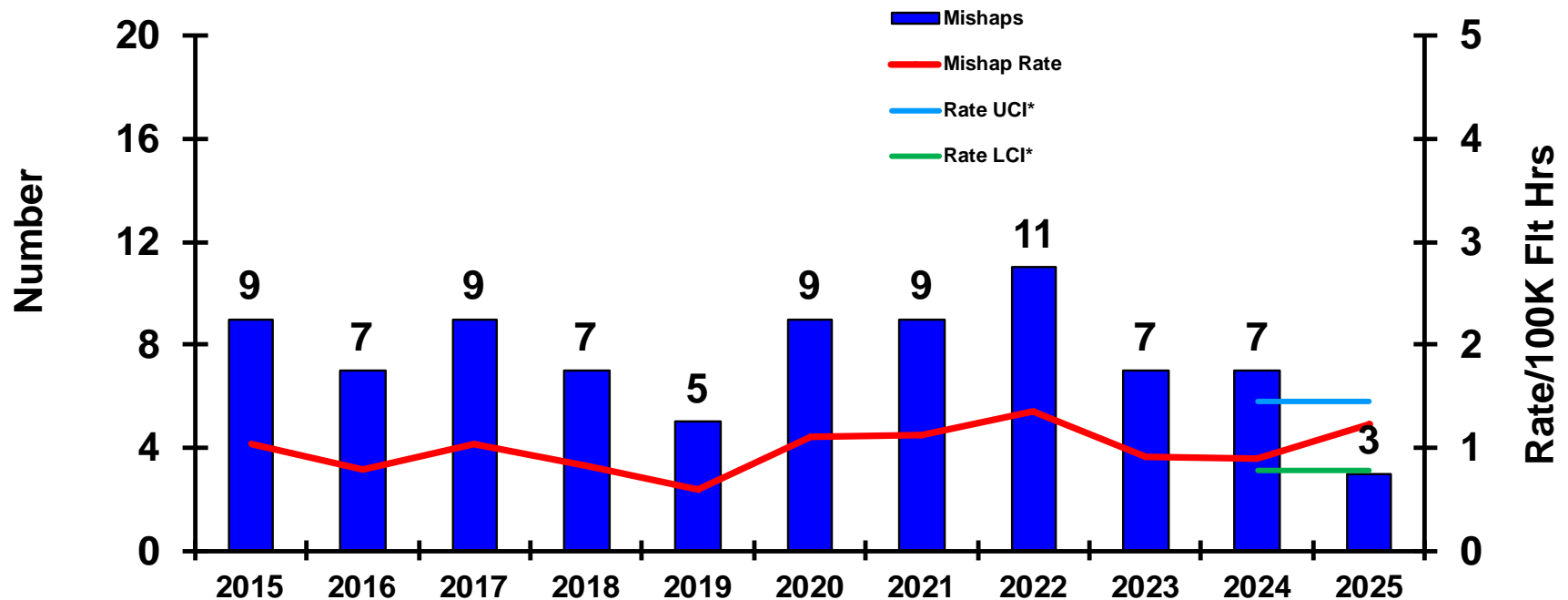


	11-Feb-25	11-Feb-24
CLASS A MISHAPS/MISHAP RATE FY COMPARISON:	4/1.64	6/2.11
FY24 MISHAPS/MISHAP RATE:	9/1.15	
10-YEAR AVERAGE (FY15-FY24) MISHAPS/MISHAP RATE:	10.70/1.29	



CLASS 'A' - FLIGHT MISHAPS

Manned Aircraft Only



CLASS A MISHAPS/MISHAP RATE FY COMPARISON:

FY24 MISHAPS/MISHAP RATE:

10-YEAR AVERAGE (FY15-FY24) MISHAPS/MISHAP RATE:

11-Feb-25

3/1.23

7/0.90

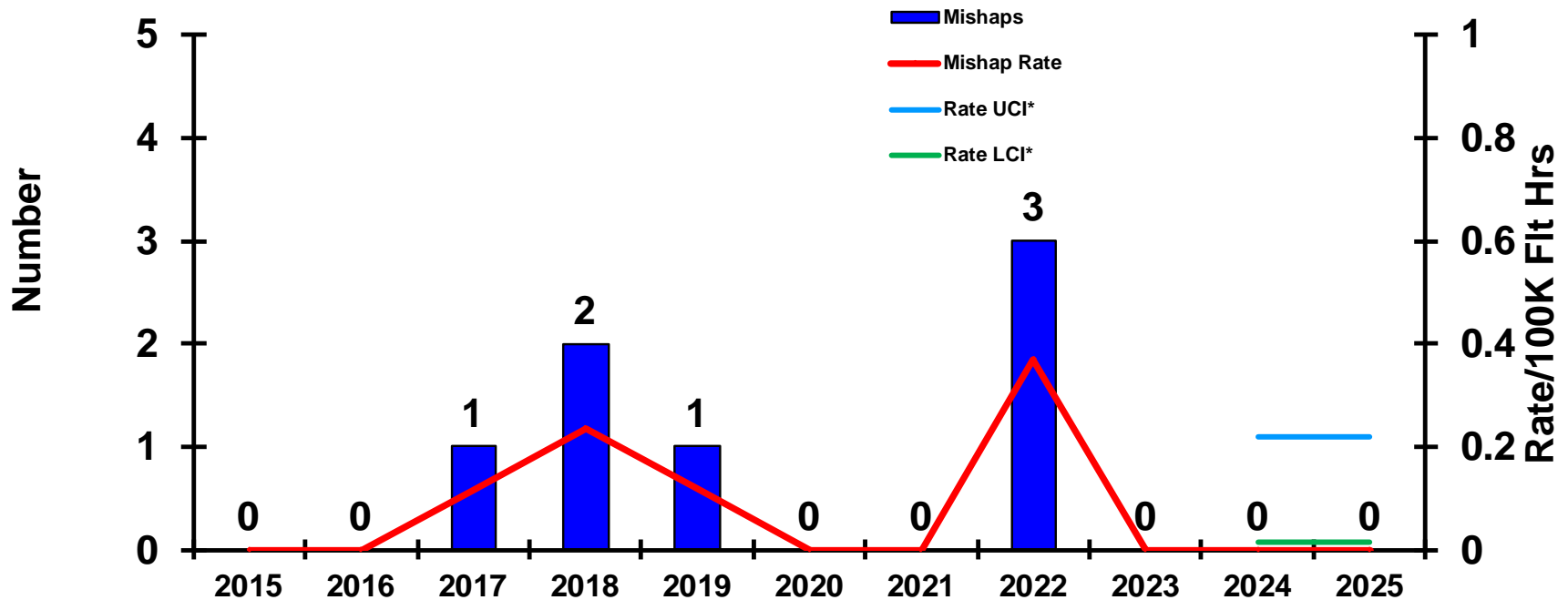
8.00/0.96

11-Feb-24

5/1.76



CLASS 'A' - FLIGHT-RELATED (FREL) MISHAPS *Manned Aircraft Only*



	11-Feb-25	11-Feb-24
CLASS A MISHAPS/MISHAP RATE FY COMPARISON:	0/0.00	0/0.00
FY24 MISHAPS/MISHAP RATE:	0/0.00	
10-YEAR AVERAGE (FY15-FY24) MISHAPS/MISHAP RATE:	0.70/0.08	

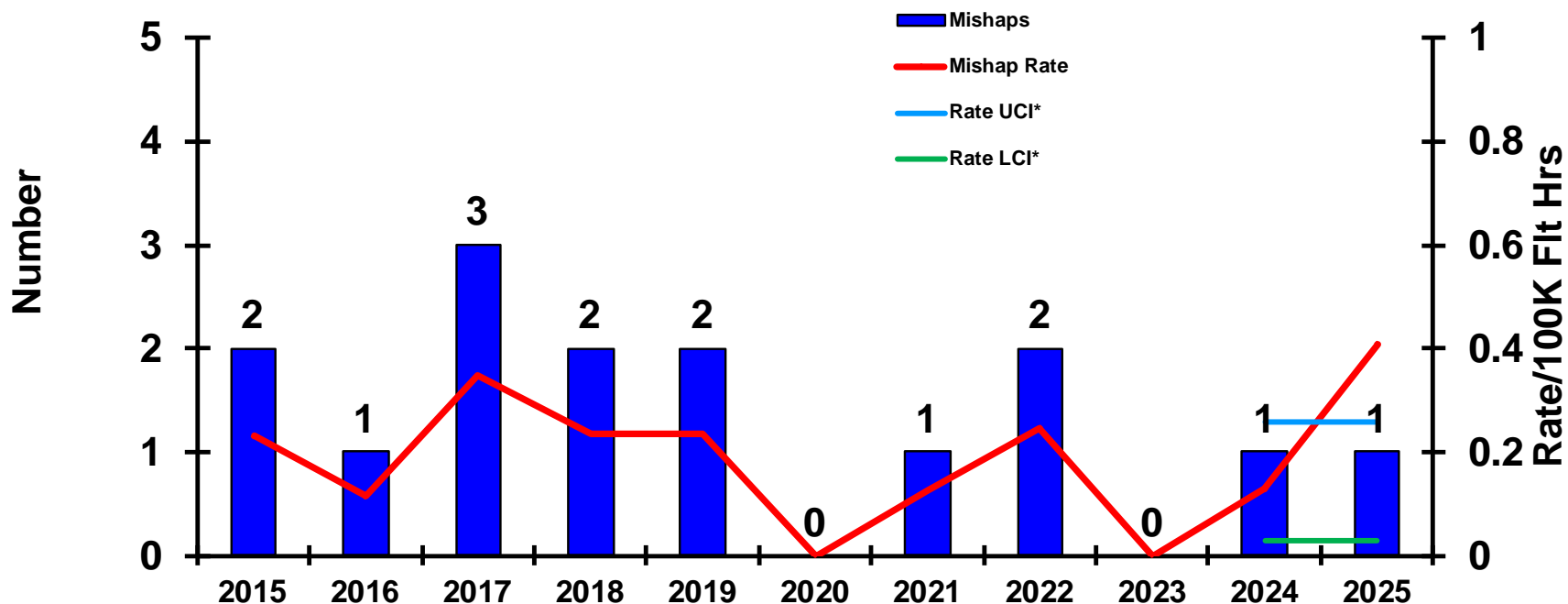
*see last slide for definition of UCI/LCI



CLASS 'A' - AVIATION GROUND MISHAPS

(AGM)

Manned Aircraft Only



CLASS A MISHAPS/MISHAP RATE FY COMPARISON:

FY24 MISHAPS/MISHAP RATE:

10-YEAR AVERAGE (FY15-FY24) MISHAPS/MISHAP RATE:

11-Feb-25

1/0.41

1/0.13

1.40/0.17

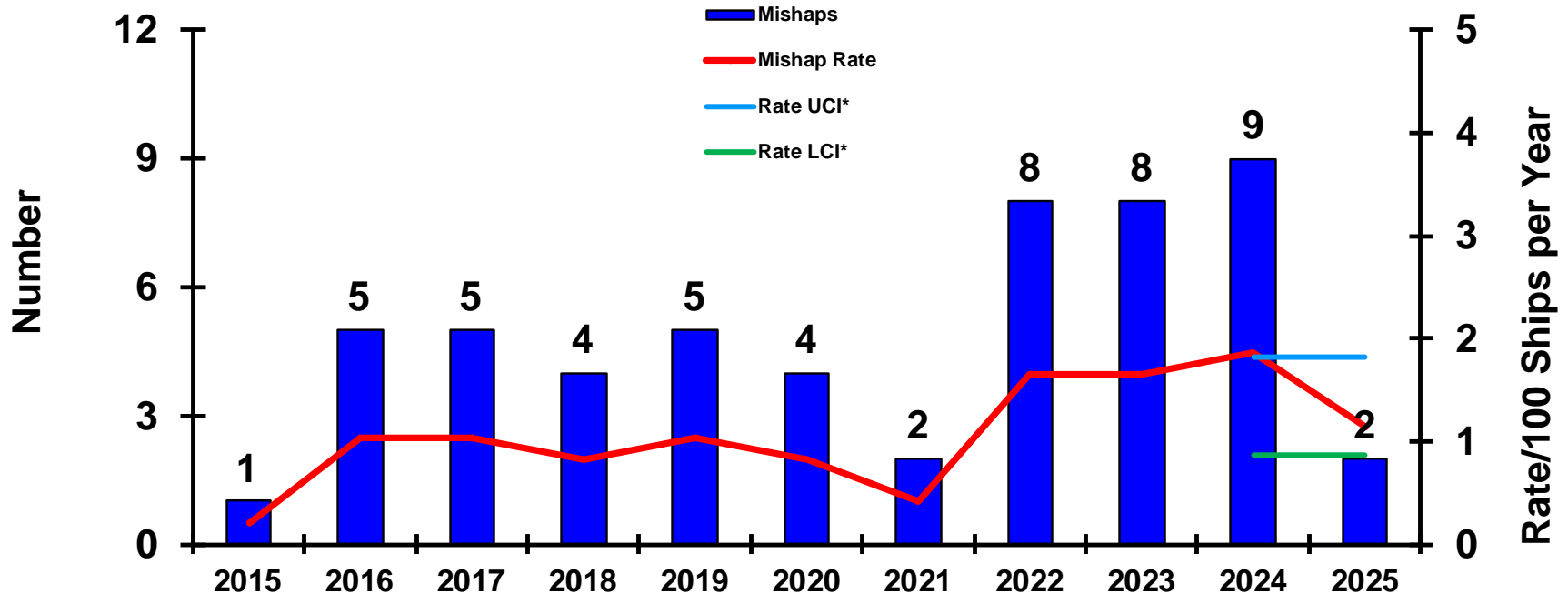
11-Feb-24

0/0.00



CLASS 'A' - AFLOAT MISHAPS

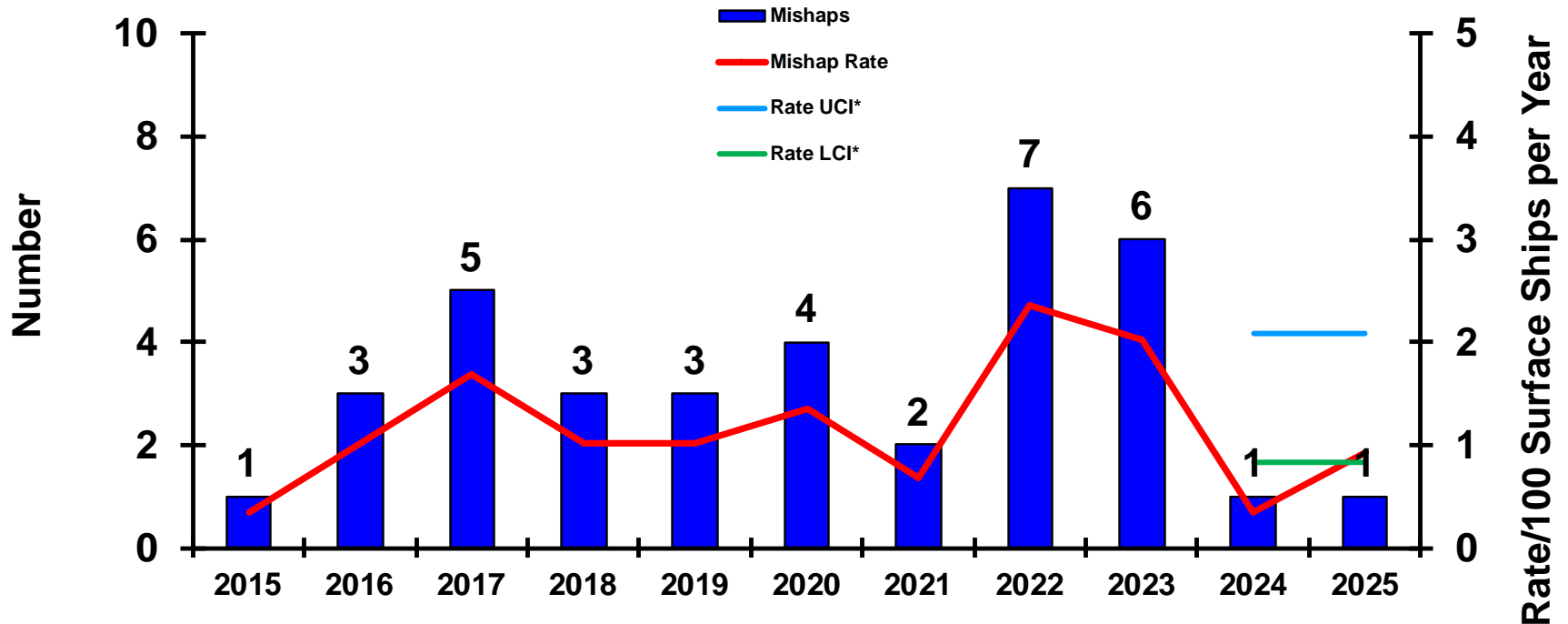
(This slide is the summary slide for Slides 6-9. Slides 6-9 provide additional detailed information)



	11-Feb-25	11-Feb-24
CLASS A MISHAPS/MISHAP RATE FY COMPARISON:	2/1.14	4/2.27
FY24 MISHAPS/MISHAP RATE:	9/1.86	
10-YEAR AVERAGE (FY15-FY24) MISHAPS/MISHAP RATE:	5.10/1.06	



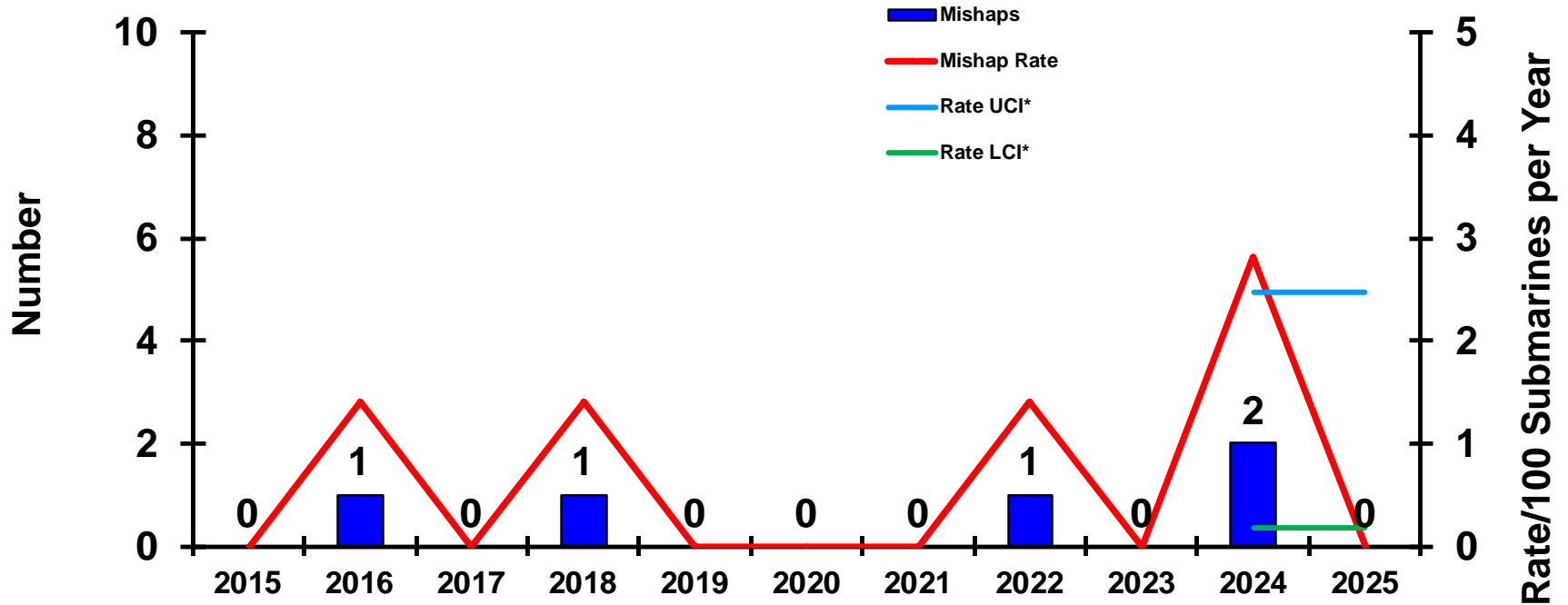
CLASS 'A' - SURFACE SHIP MISHAPS



	11-Feb-25	11-Feb-24
CLASS A MISHAPS/MISHAP RATE FY COMPARISON:	1/0.93	0/0.00
FY24 MISHAPS/MISHAP RATE:	1/0.34	
10-YEAR AVERAGE (FY15-FY24) MISHAPS/MISHAP RATE:	3.50/1.18	



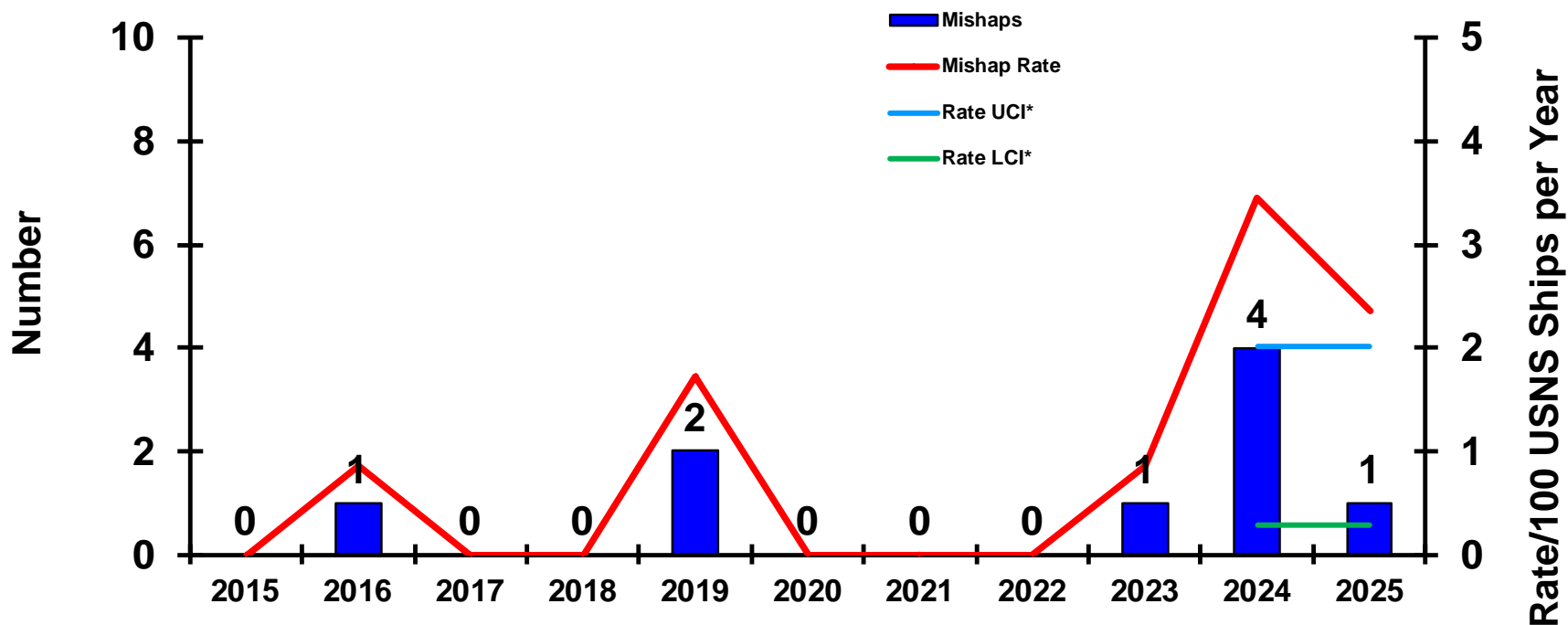
CLASS 'A' - SUBMARINE MISHAPS



	11-Feb-25	11-Feb-24
CLASS A MISHAPS/MISHAP RATE FY COMPARISON:	0/0.00	1/3.87
FY24 MISHAPS/MISHAP RATE:	2/2.82	
10-YEAR AVERAGE (FY15-FY24) MISHAPS/MISHAP RATE:	0.50/0.70	



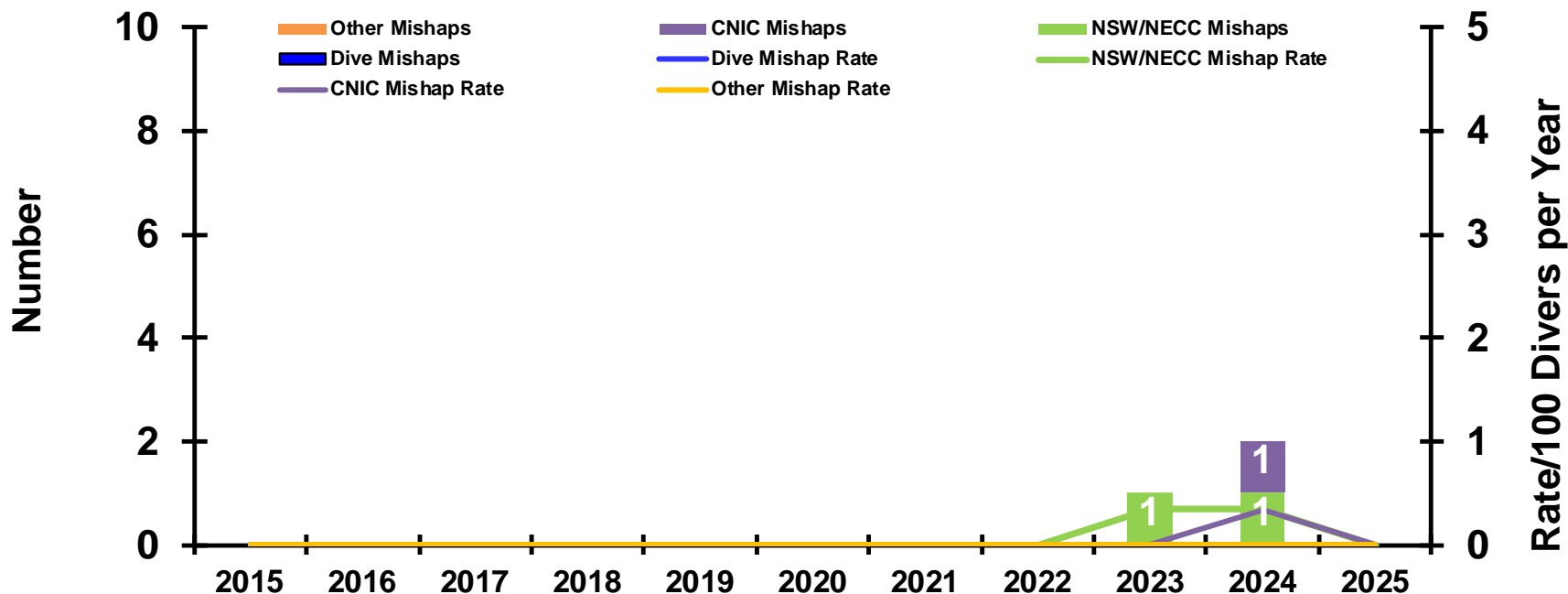
CLASS 'A' - MILITARY SEALIFT COMMAND **(MSC) AFLOAT MISHAPS**



	11-Feb-25	11-Feb-24
CLASS A MISHAPS/MISHAP RATE FY COMPARISON:	1/2.37	2/4.73
FY24 MISHAPS/MISHAP RATE:	4/3.45	
10-YEAR AVERAGE (FY15-FY24) MISHAPS/MISHAP RATE:	0.80/0.69	



CLASS 'A' – DIVE/CNIC/NSW/NECC/OTHER MISHAPS



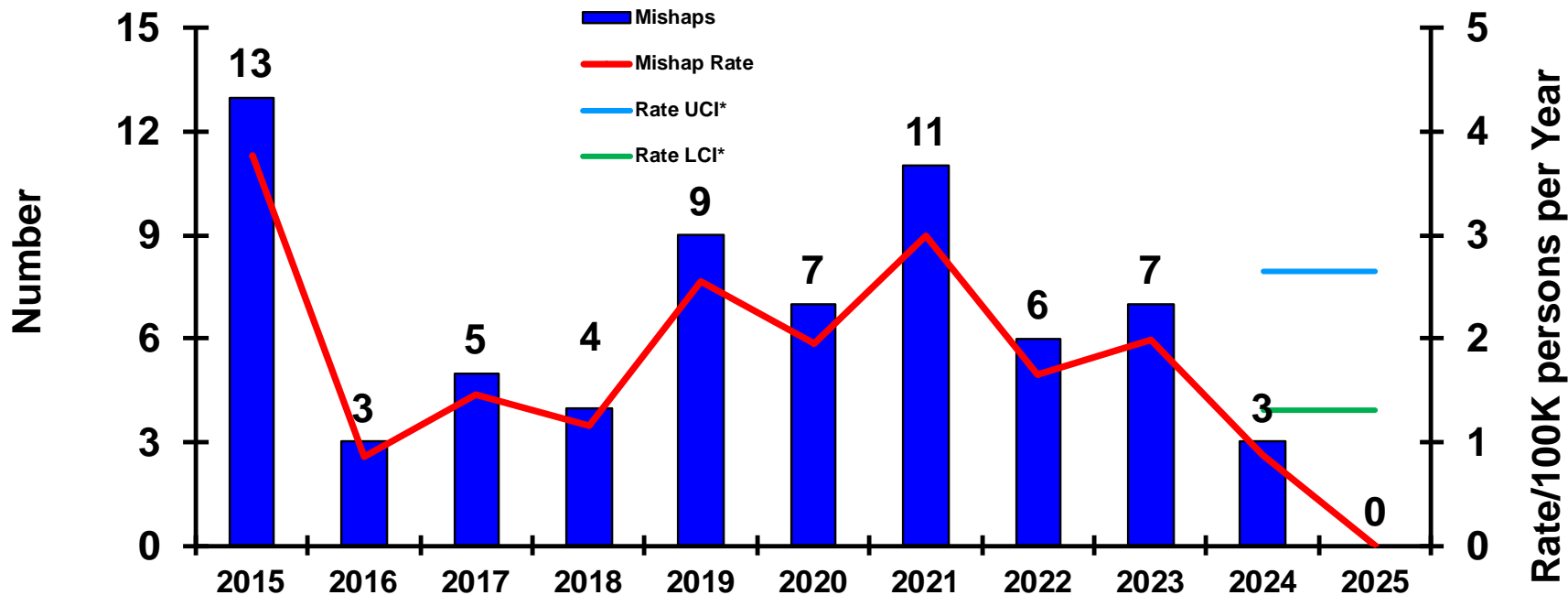
	Dive		NSW/NECC		CNIC		Other	
	11-Feb-25	11-Feb-24	11-Feb-25	11-Feb-24	11-Feb-25	11-Feb-24	11-Feb-25	11-Feb-24
CLASS A COMPARISON:	0/0.00	0/0.00	0/0.00	1/0.93	0/0.00	0/0.00	0/0.00	0/0.00
FY24 MISHAPS/MISHAP RATE:	0/0.00		1/0.34		1/0.34		0/0.00	
10-YEAR AVERAGE	0.00/0.00		0.20/0.07		0.10/0.03		0.00/0.00	

*see last slide for definition of UCI/LCI



CLASS 'A' - SHORE ON-DUTY MISHAPS

(This slide is the summary slide for Slides 11-14. Slides 11-14 provide additional detailed information)



CLASS A MISHAPS/MISHAP RATE FY COMPARISON:

FY24 MISHAPS/MISHAP RATE:

10-YEAR AVERAGE (FY15-FY24) MISHAPS/MISHAP RATE:

11-Feb-25

0/0.00

3/0.87

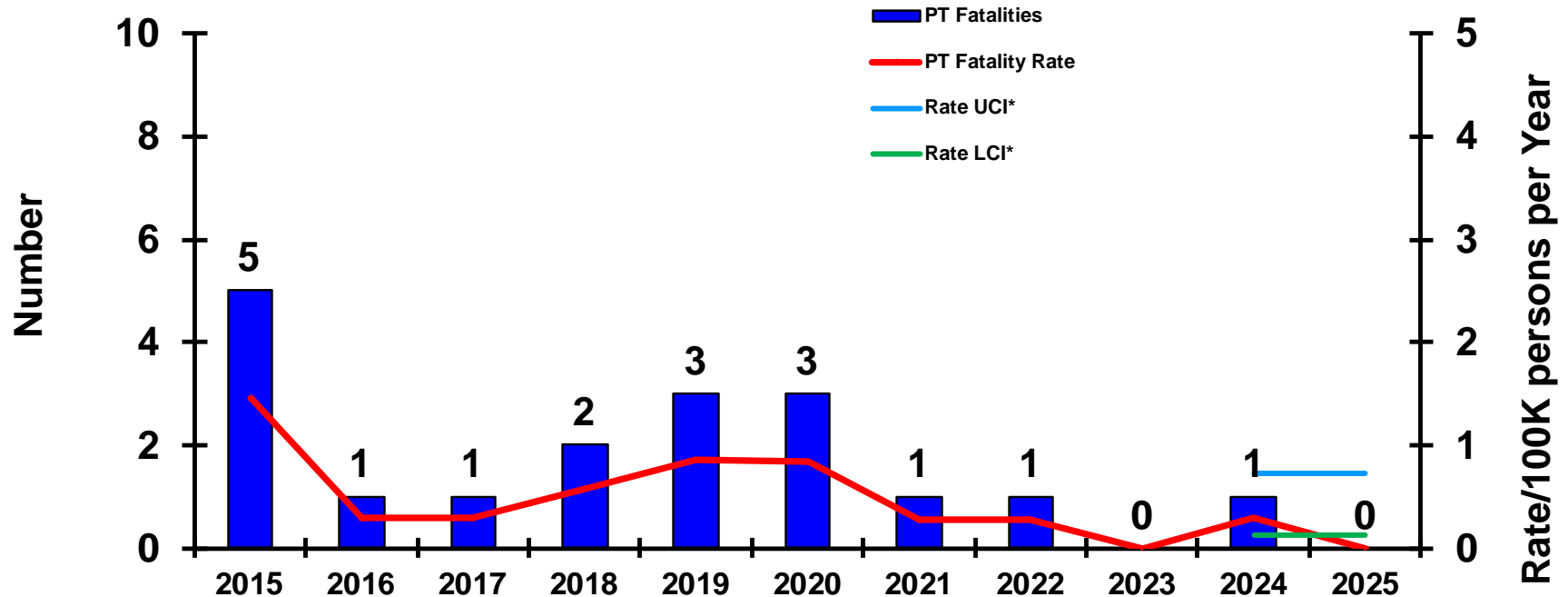
6.80/1.93

11-Feb-24

1/0.79



CLASS 'A' - PHYSICAL TRAINING FATALITIES

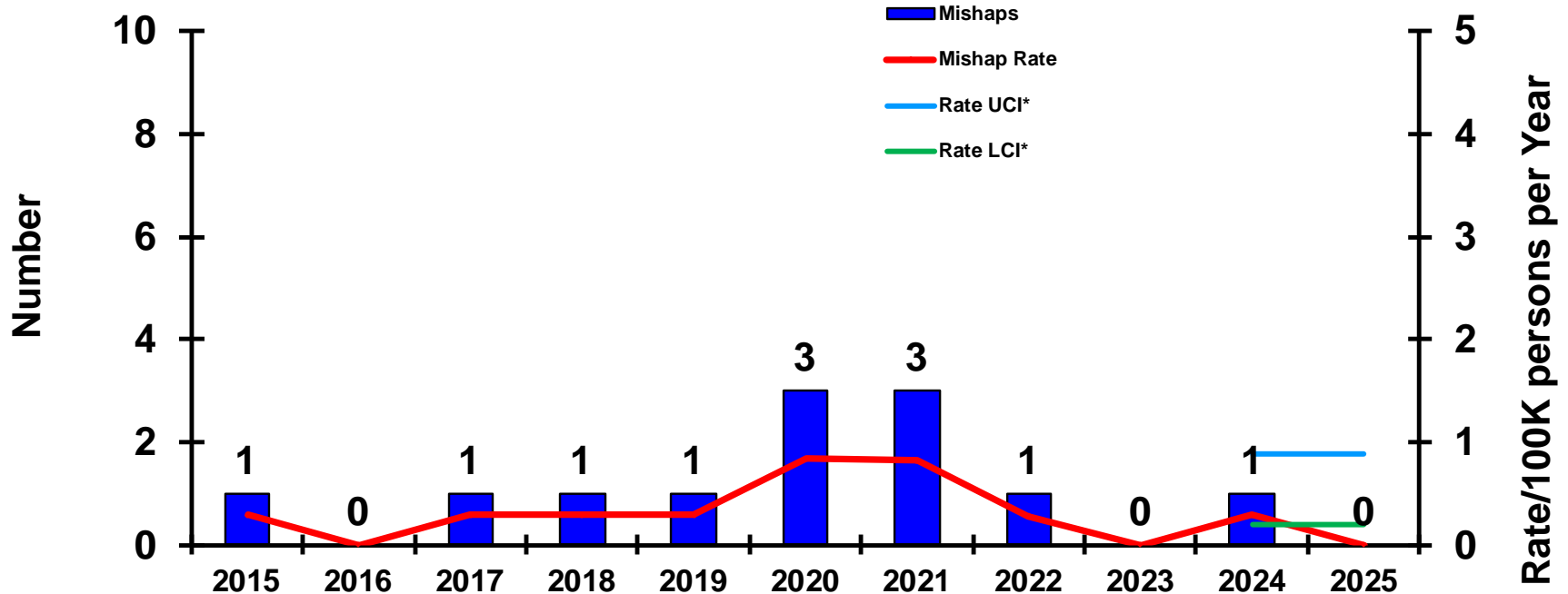


	11-Feb-25	11-Feb-24
CLASS A FATALITIES/FATALITY RATE FY COMPARISON:	0/0.00	0/0.00
FY24 FATALITIES/FATALITY RATE:	1/0.29	
10-YEAR AVERAGE (FY15-FY24) FATALITIES/FATALITY RATE:	1.80/0.51	

*see last slide for definition of UCI/LCI



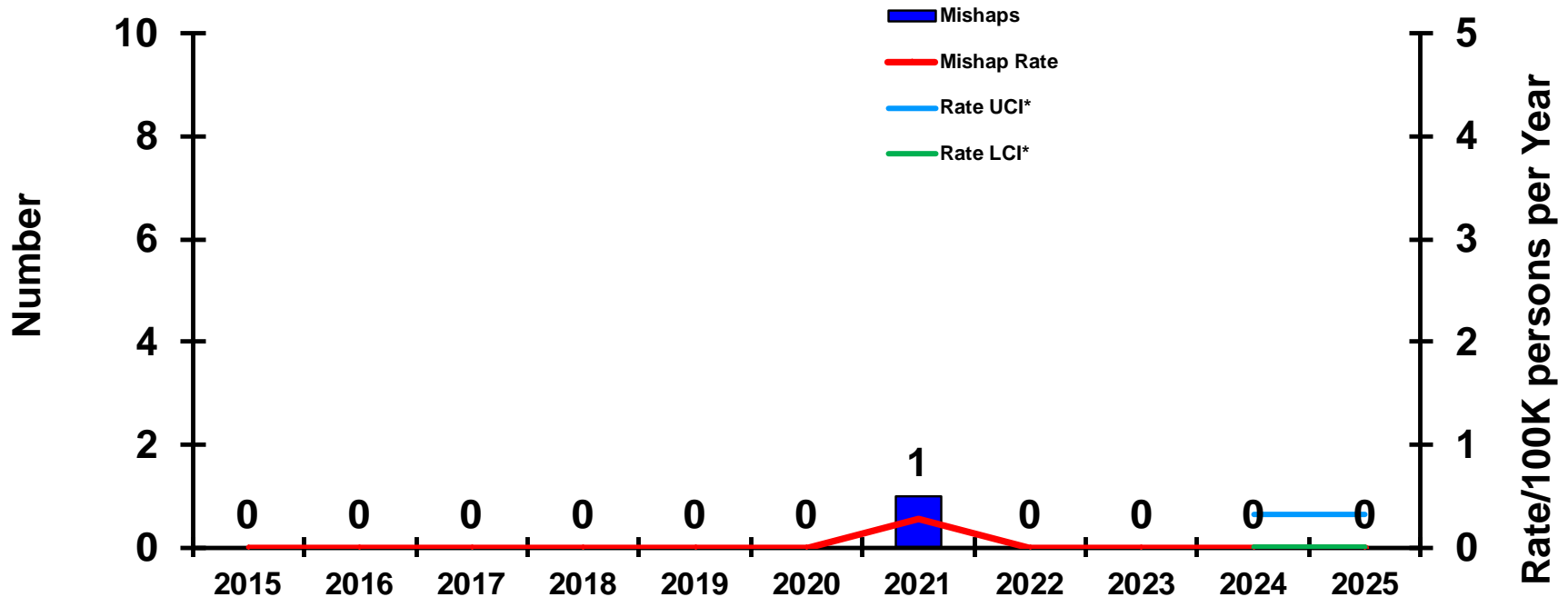
CLASS 'A' - ON-DUTY MOTOR VEHICLE (MV) MISHAPS



	11-Feb-25	11-Feb-24
CLASS A MISHAPS/MISHAP RATE FY COMPARISON:	0/0.00	1/0.79
FY24 MISHAPS/MISHAP RATE:	1/0.29	
10-YEAR AVERAGE (FY15-FY24) MISHAPS/MISHAP RATE:	1.20/0.34	



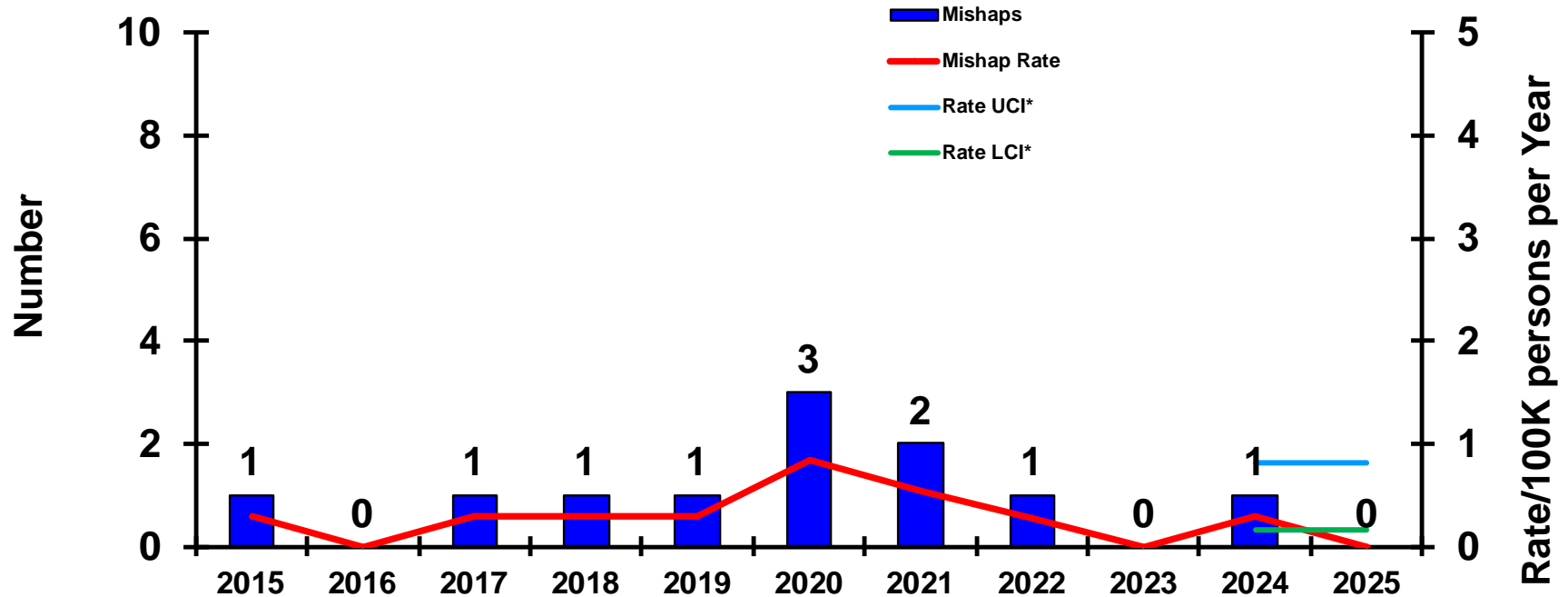
CLASS 'A' - TACTICAL VEHICLE (TACVEH) MISHAPS



	11-Feb-25	11-Feb-24
CLASS A MISHAPS/MISHAP RATE FY COMPARISON:	0/0.00	0/0.00
FY24 MISHAPS/MISHAP RATE:	0/0.00	
10-YEAR AVERAGE (FY15-FY24) MISHAPS/MISHAP RATE:	0.10/0.03	



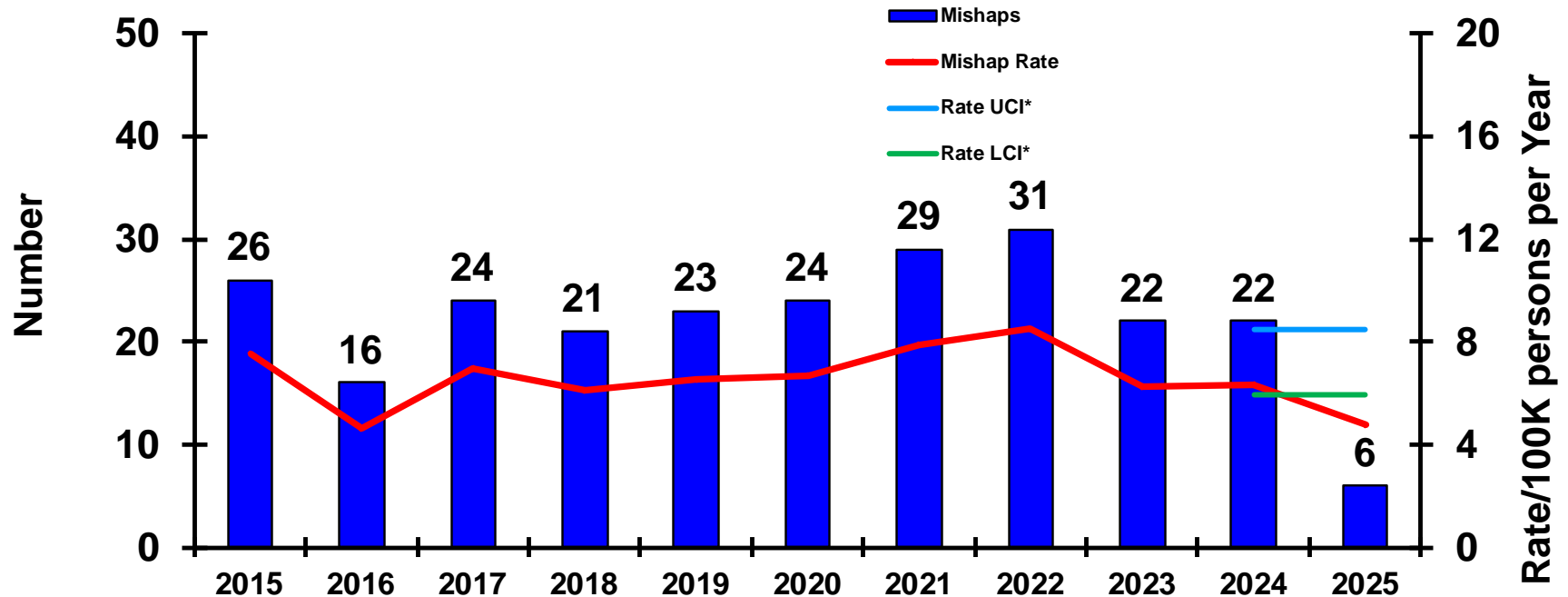
CLASS 'A' - COMMERCIAL VEHICLE (COMMVEH) MISHAPS



	11-Feb-25	11-Feb-24
CLASS A MISHAPS/MISHAP RATE FY COMPARISON:	0/0.00	1/0.79
FY24 MISHAPS/MISHAP RATE:	1/0.29	
10-YEAR AVERAGE (FY15-FY24) MISHAPS/MISHAP RATE:	1.10/0.31	



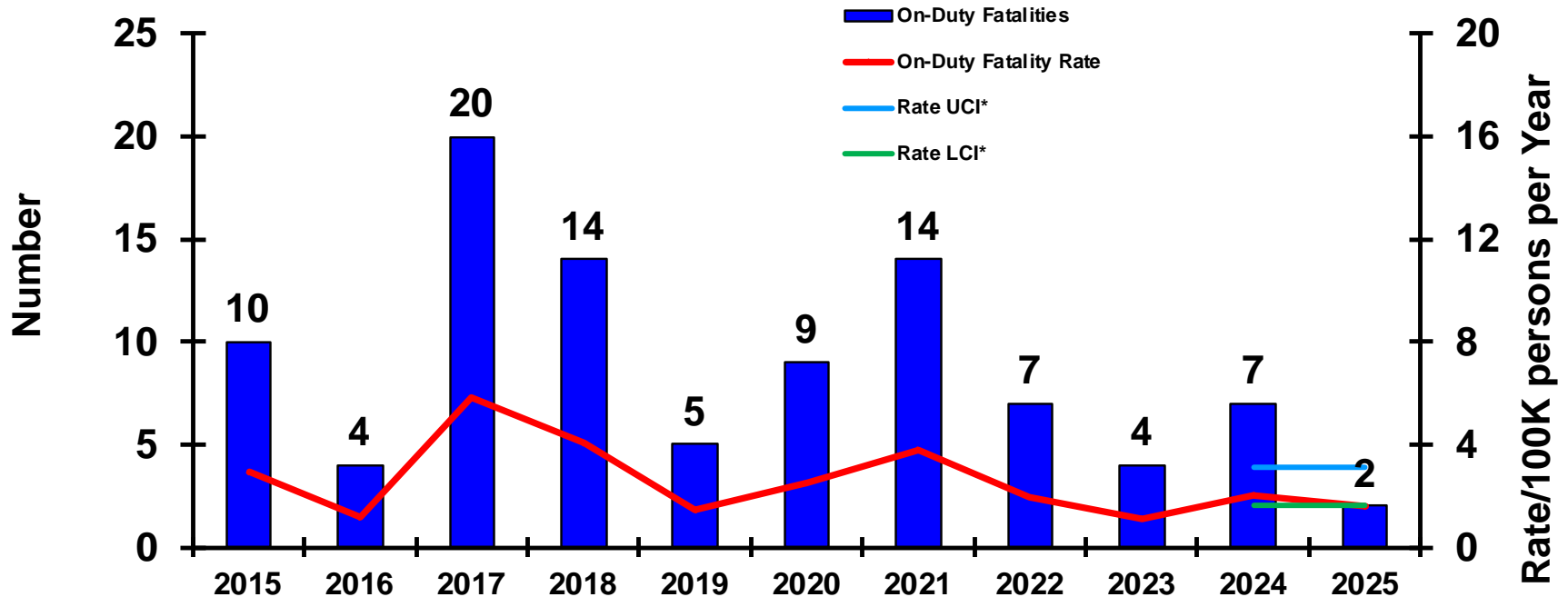
CLASS 'A' - ON-DUTY MISHAPS



	11-Feb-25	11-Feb-24
CLASS A MISHAPS/MISHAP RATE FY COMPARISON:	6/4.75	12/9.51
FY24 MISHAPS/MISHAP RATE:	22/6.35	
10-YEAR AVERAGE (FY15-FY24) MISHAPS/MISHAP RATE:	23.80/6.75	



CLASS 'A' - ON-DUTY FATALITIES



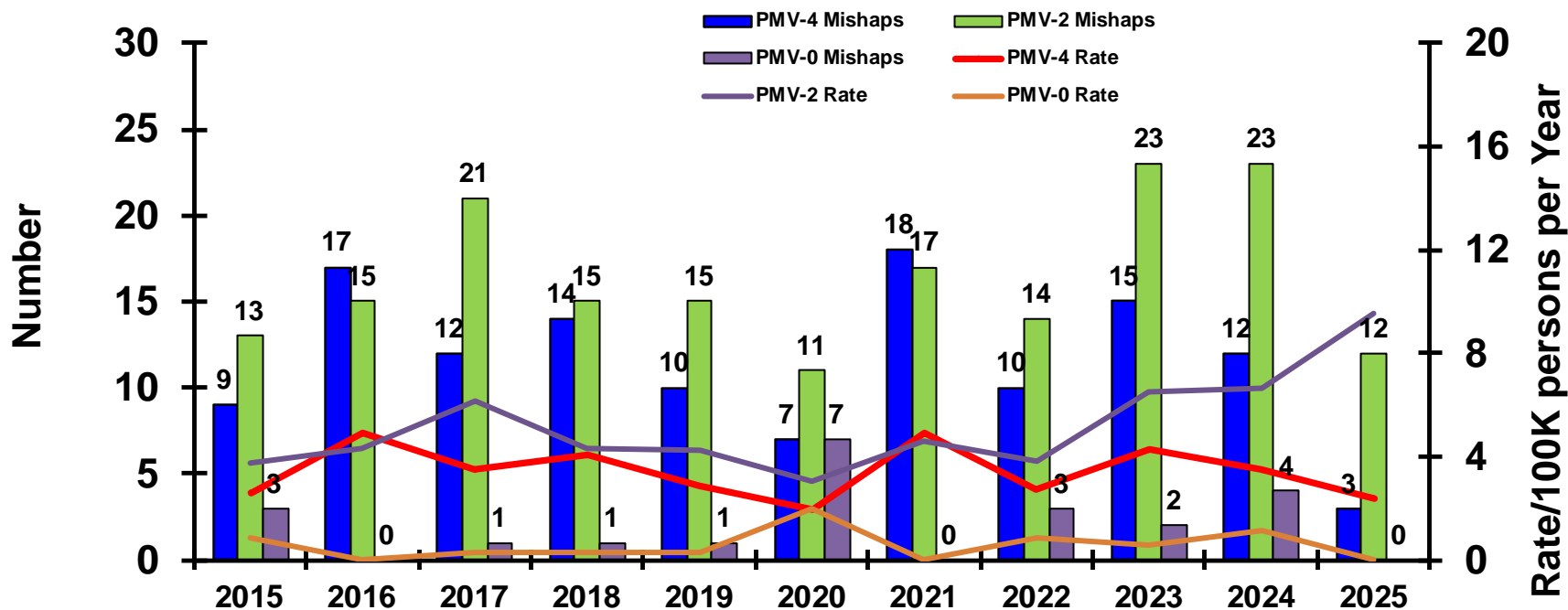
Slide does not show Government Civilian Fatalities: FY25 - 0

	11-Feb-25	11-Feb-24
CLASS A FATALITIES/FATALITY RATE FY COMPARISON:	2/1.58	3/2.38
FY24 FATALITIES/FATALITY RATE:	7/2.02	
10-YEAR AVERAGE (FY15-FY24) FATALITIES/FATALITY RATE:	9.40/2.67	



CLASS 'A' - PRIVATE MOTOR VEHICLES (PMV) MISHAPS

(This slide is the summary slide for Slides 18-21. Slides 18-21 provide additional detailed information)

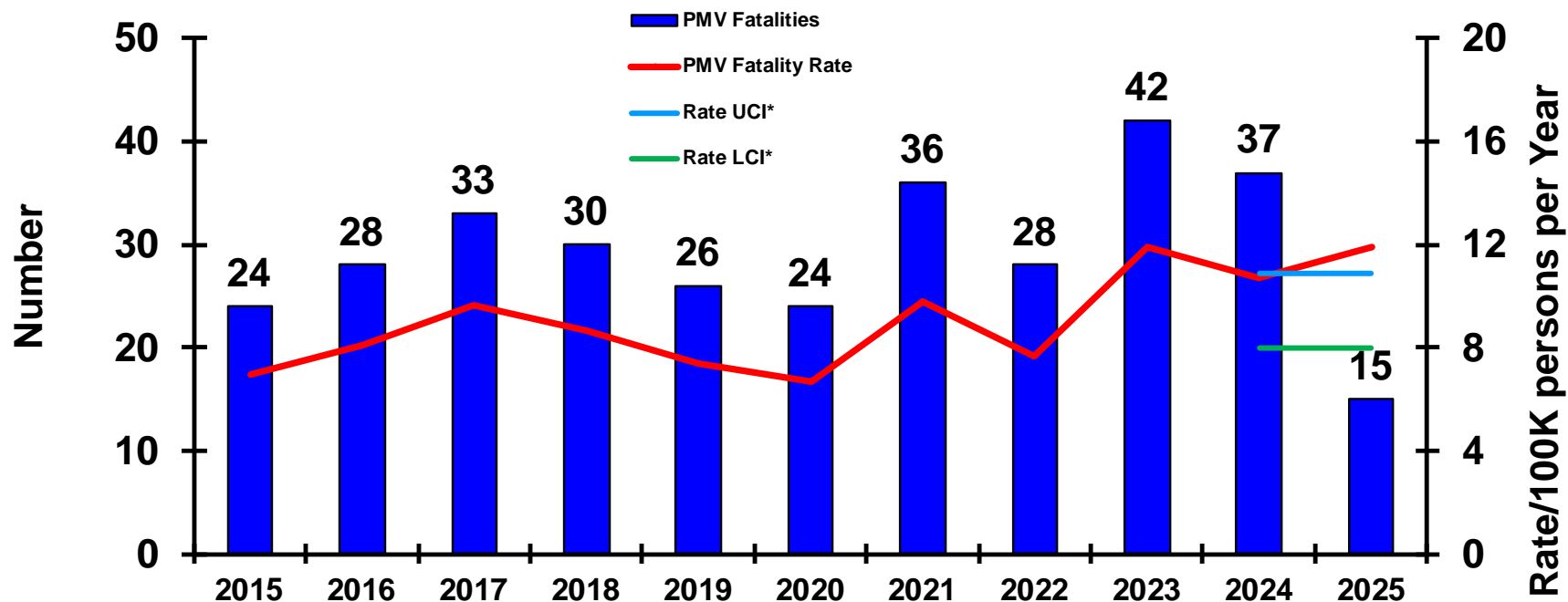


	PMV-4		PMV-2		PMV-0	
	11-Feb-25	11-Feb-24	11-Feb-25	11-Feb-24	11-Feb-25	11-Feb-24
CLASS A MISHAPS/MISHAP RATE FY COMPARISON:	3/2.38	3/2.38	12/9.51	5/3.96	0/0.00	2/1.58
FY24 MISHAPS/MISHAP RATE:	12/3.47		23/6.64		4/1.16	
10-YEAR AVERAGE (FY15-FY24) MISHAPS/MISHAP RATE:	12.40/3.52		16.70/4.74		2.20/0.62	

*see last slide for definition of UCI/LCI



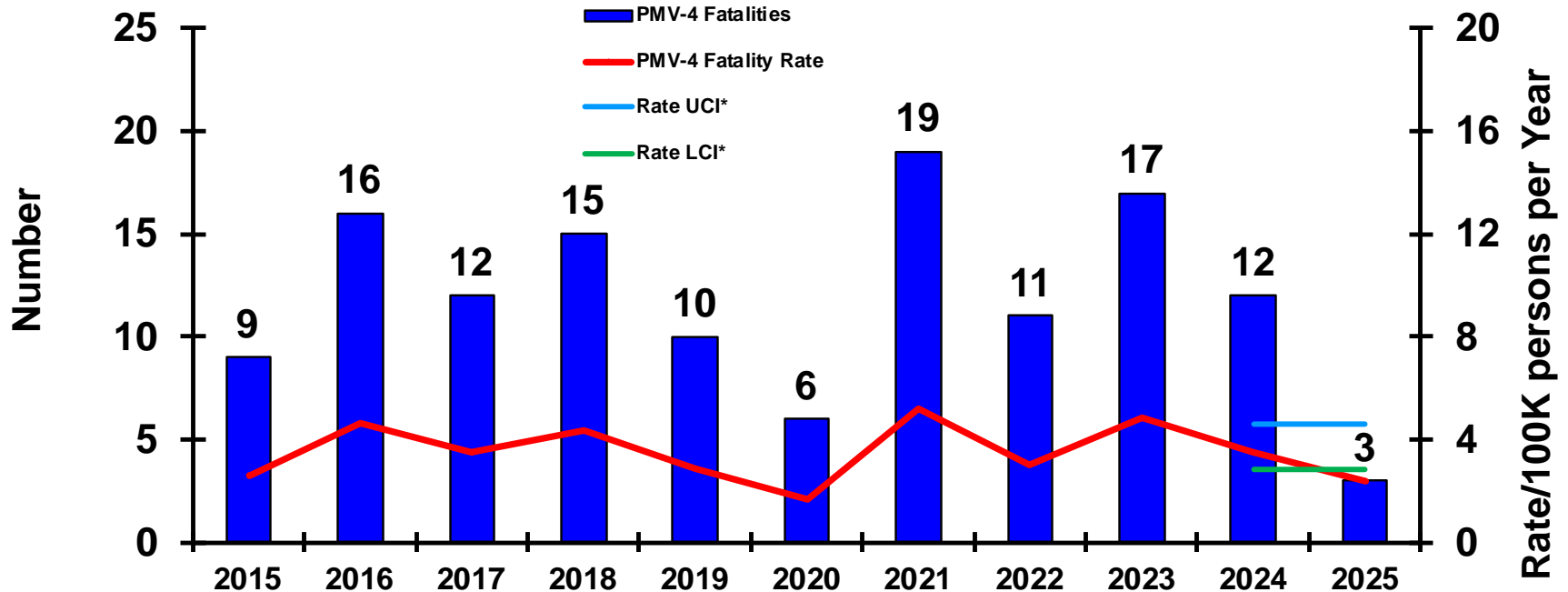
CLASS 'A' - PRIVATE MOTOR VEHICLE (PMV) FATALITIES



	11-Feb-25	11-Feb-24
CLASS A FATALITIES/FATALITY RATE FY COMPARISON:	15/11.89	8/6.34
FY24 FATALITIES/FATALITY RATE:	37/10.68	
10-YEAR AVERAGE (FY15-FY24) FATALITIES/FATALITY RATE:	30.80/8.74	



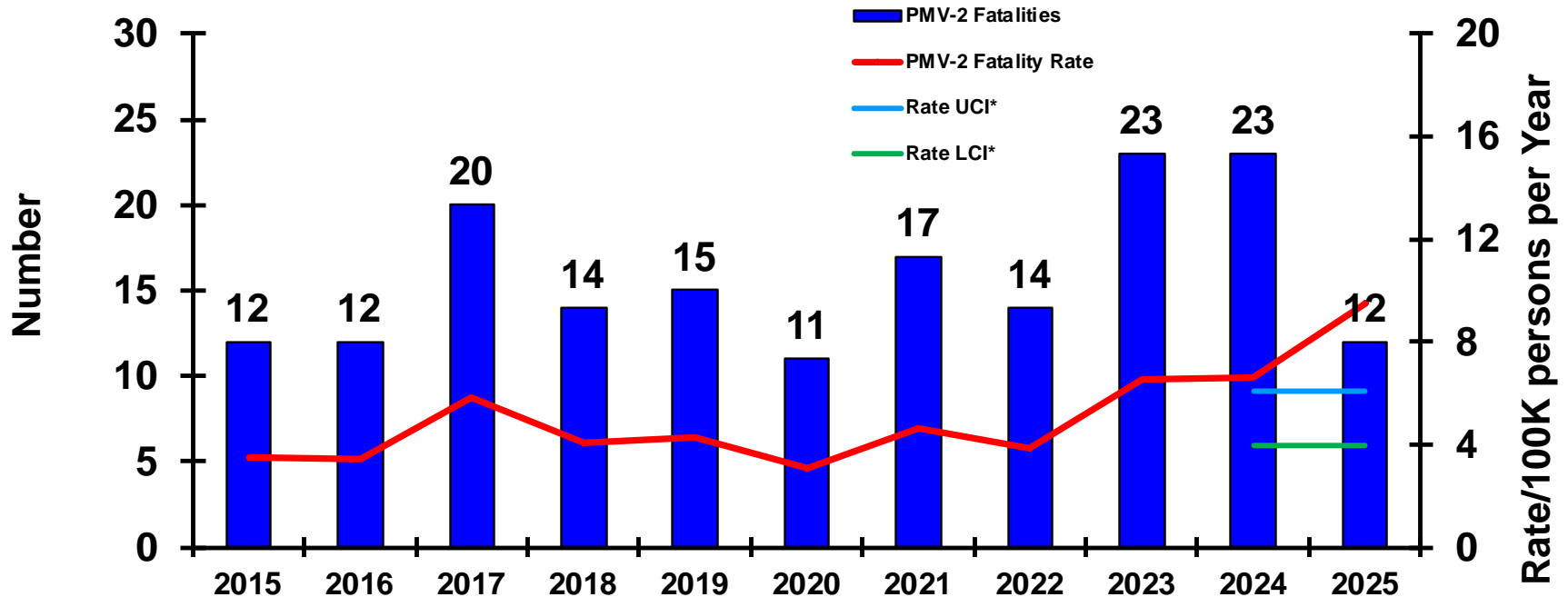
CLASS 'A' - AUTOMOBILE (PMV-4) FATALITIES



	11-Feb-25	11-Feb-24
CLASS A FATALITIES/FATALITY RATE FY COMPARISON:	3/2.38	3/2.38
FY24 FATALITIES/FATALITY RATE:	12/3.47	
10-YEAR AVERAGE (FY15-FY24) FATALITIES/FATALITY RATE:	12.70/3.60	



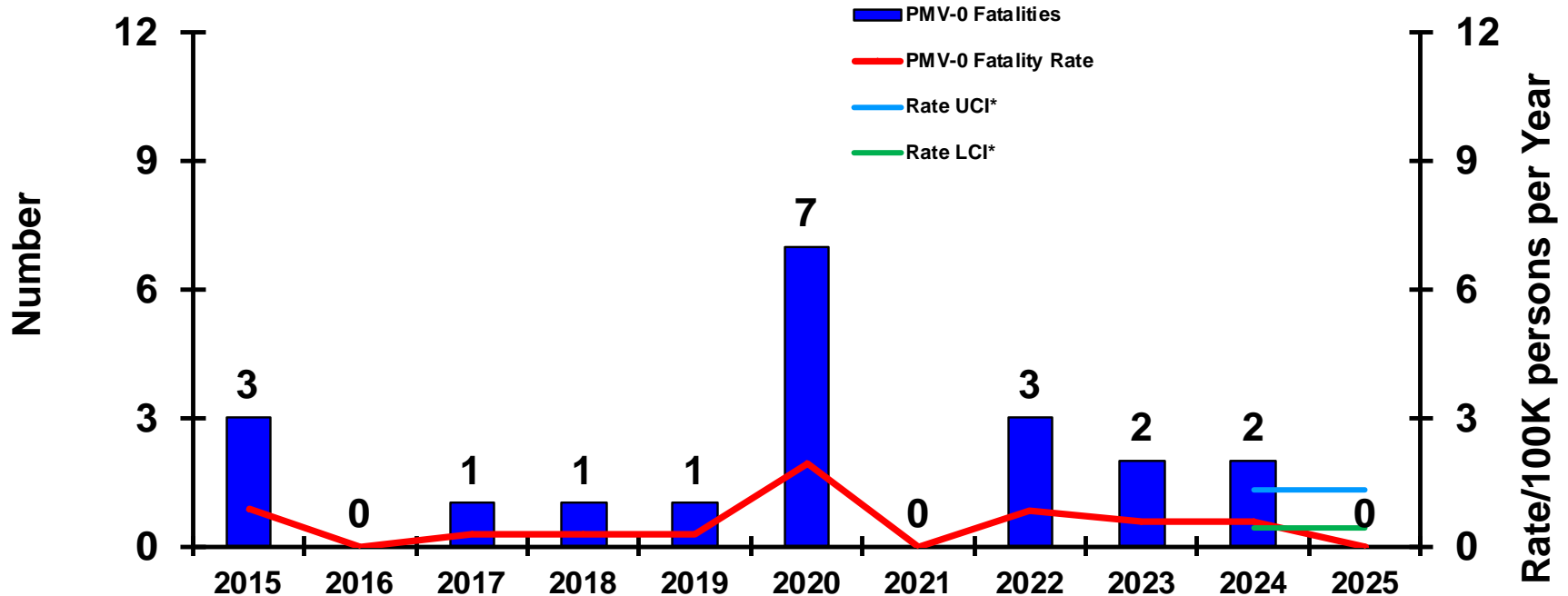
CLASS 'A' - MOTORCYCLE (PMV-2) FATALITIES



	11-Feb-25	11-Feb-24
CLASS A FATALITIES/FATALITY RATE FY COMPARISON:	12/9.51	5/3.96
FY24 FATALITIES/FATALITY RATE:	23/6.64	
10-YEAR AVERAGE (FY15-FY24) FATALITIES/FATALITY RATE:	16.10/4.57	



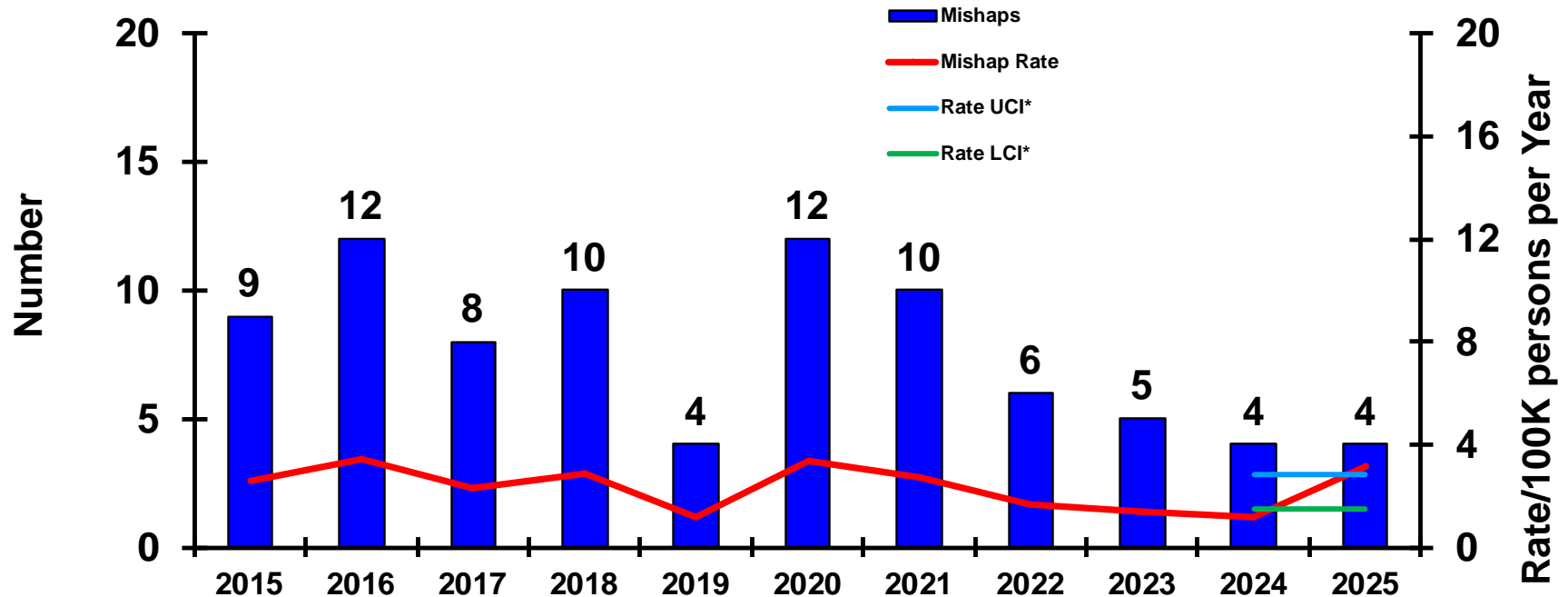
CLASS 'A' - PEDESTRIAN (PMV-0) FATALITIES



	11-Feb-25	11-Feb-24
CLASS A FATALITIES/FATALITY RATE FY COMPARISON:	0/0.00	0/0.00
FY24 FATALITIES/FATALITY RATE:	2/0.58	
10-YEAR AVERAGE (FY15-FY24) FATALITIES/FATALITY RATE:	2.00/0.57	



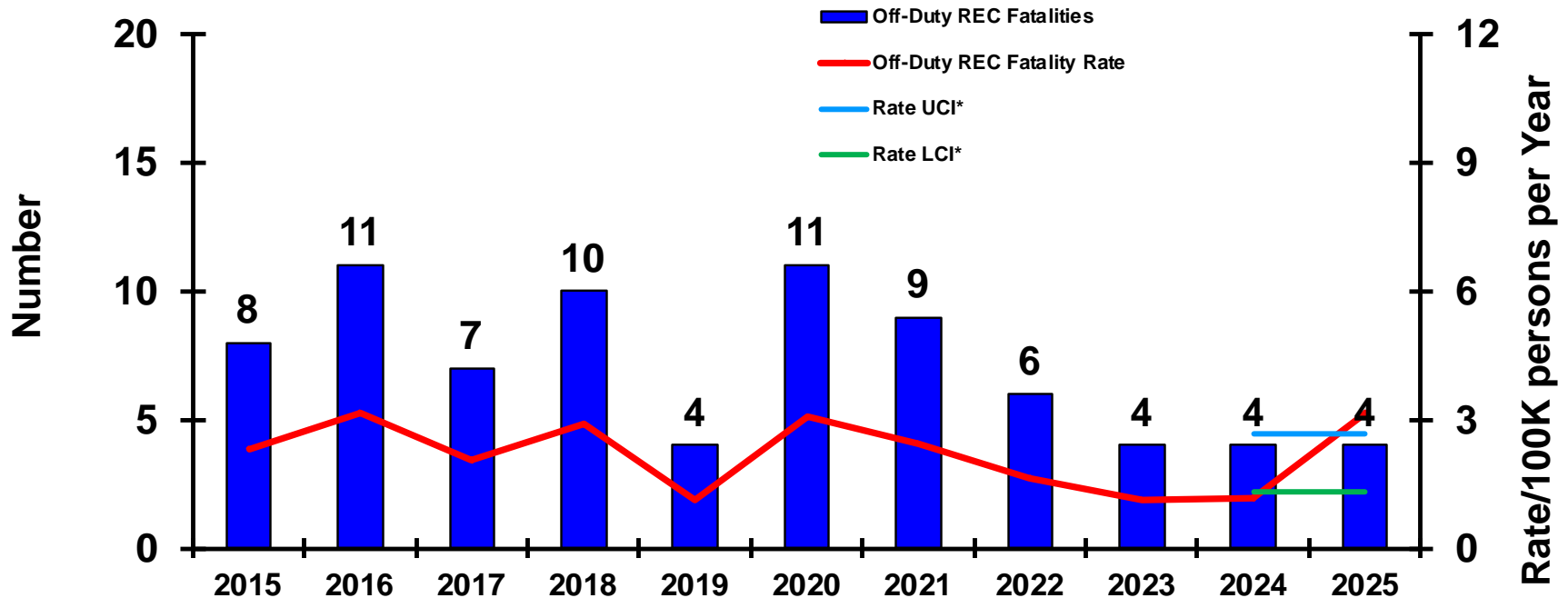
CLASS 'A' - OFF-DUTY/REC MISHAPS



	11-Feb-25	11-Feb-24
CLASS A MISHAPS/MISHAP RATE FY COMPARISON:	4/3.17	1/0.79
FY24 MISHAPS/MISHAP RATE:	4/1.16	
10-YEAR AVERAGE (FY15-FY24) MISHAPS/MISHAP RATE:	8.00/2.27	



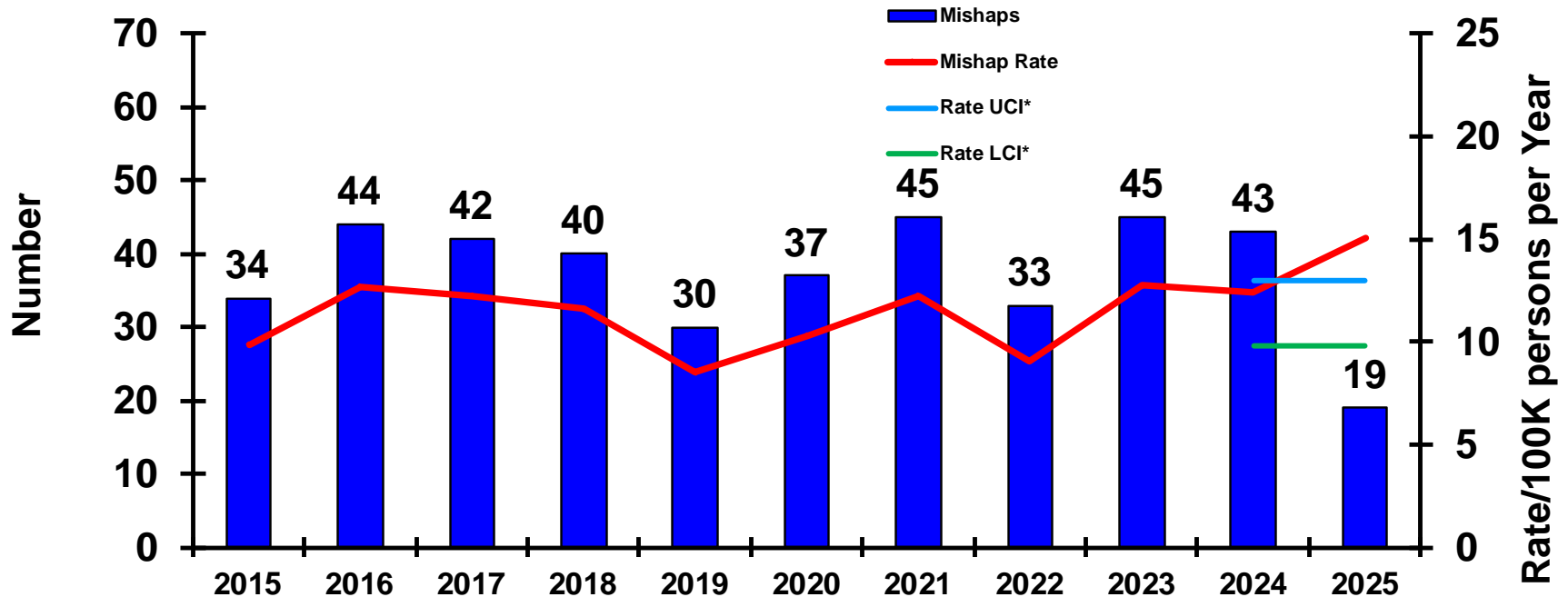
CLASS 'A' - OFF-DUTY/REC FATALITIES



	11-Feb-25	11-Feb-24
CLASS A FATALITIES/FATALITY RATE FY COMPARISON:	4/3.17	1/0.79
FY24 FATALITIES/FATALITY RATE:	4/1.16	
10-YEAR AVERAGE (FY15-FY24) FATALITIES/FATALITY RATE:	7.40/2.10	



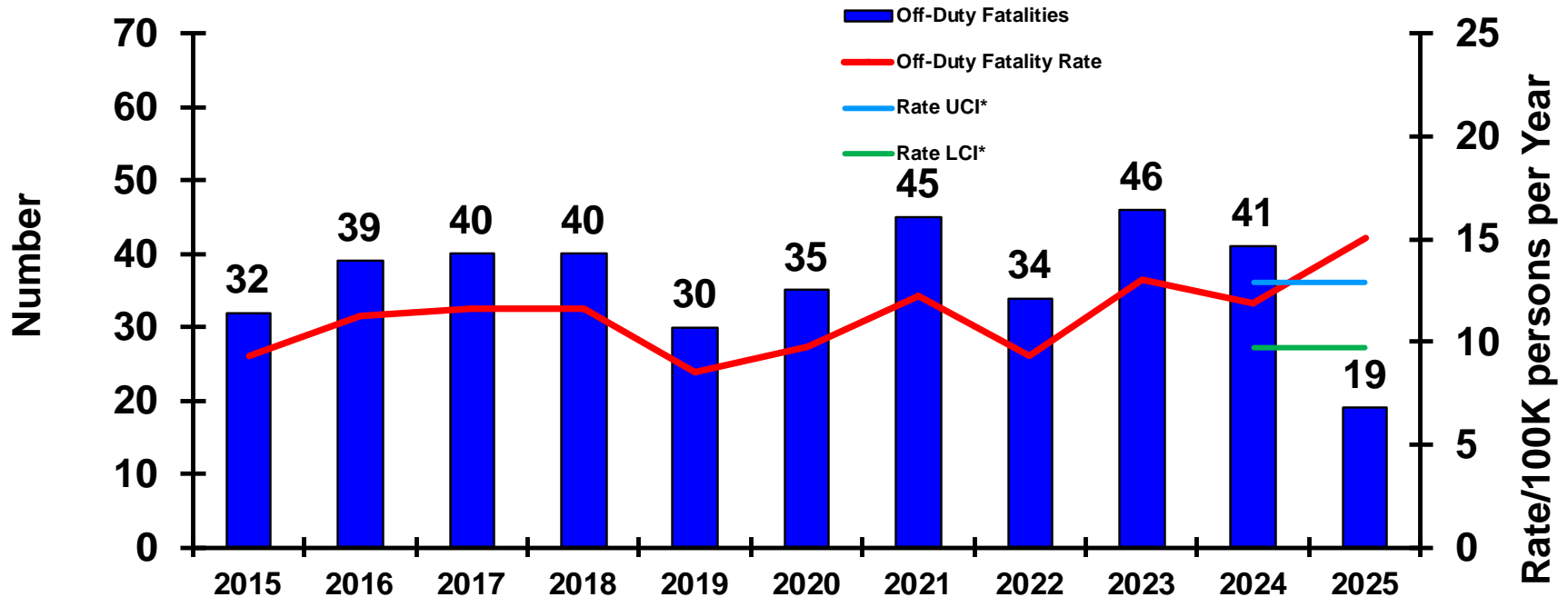
CLASS 'A' - OFF-DUTY MISHAPS



	11-Feb-25	11-Feb-24
CLASS A MISHAPS/MISHAP RATE FY COMPARISON:	19/15.06	11/8.72
FY24 MISHAPS/MISHAP RATE:	43/12.42	
10-YEAR AVERAGE (FY15-FY24) MISHAPS/MISHAP RATE:	39.30/11.15	



CLASS 'A' - OFF-DUTY FATALITIES



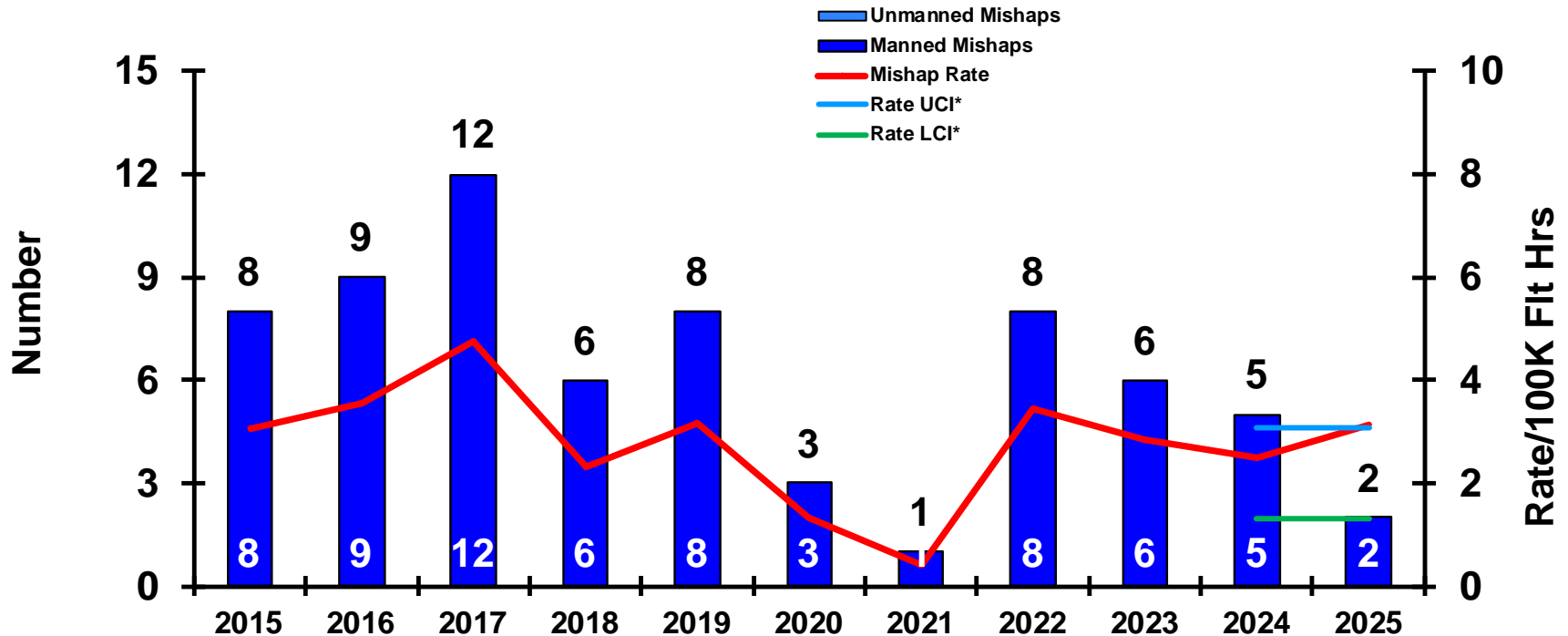
Slide does not show Government Civilian Fatalities: FY25 - 0

	11-Feb-25	11-Feb-24
CLASS A FATALITIES/FATALITY RATE FY COMPARISON:	19/15.06	9/7.13
FY24 FATALITIES/FATALITY RATE:	41/11.84	
10-YEAR AVERAGE (FY15-FY24) FATALITIES/FATALITY RATE:	38.20/10.84	



CLASS 'A' - AVIATION MISHAPS

(This slide is the summary slide for Slides 29-31. Slides 29-31 provide additional detailed information)

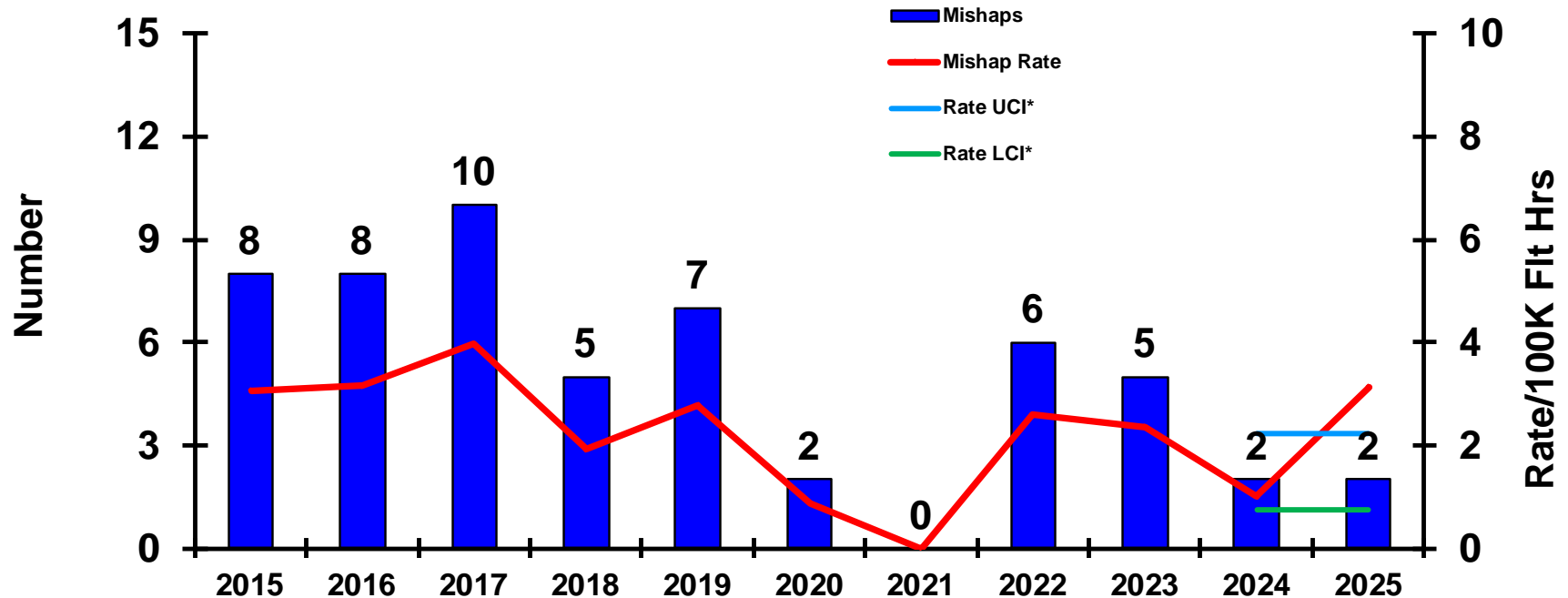


	11-Feb-25	11-Feb-24
CLASS A MISHAPS/MISHAP RATE FY COMPARISON:	2/3.14	3/4.10
FY24 MISHAPS/MISHAP RATE:	5/2.49	
10-YEAR AVERAGE (FY15-FY24) MISHAPS/MISHAP RATE:	6.60/2.75	



CLASS 'A' - FLIGHT MISHAPS

Manned Aircraft Only



CLASS A MISHAPS/MISHAP RATE FY COMPARISON:

FY24 MISHAPS/MISHAP RATE:

10-YEAR AVERAGE (FY15-FY24) MISHAPS/MISHAP RATE:

11-Feb-25

2/3.14

2/1.00

5.30/2.21

11-Feb-24

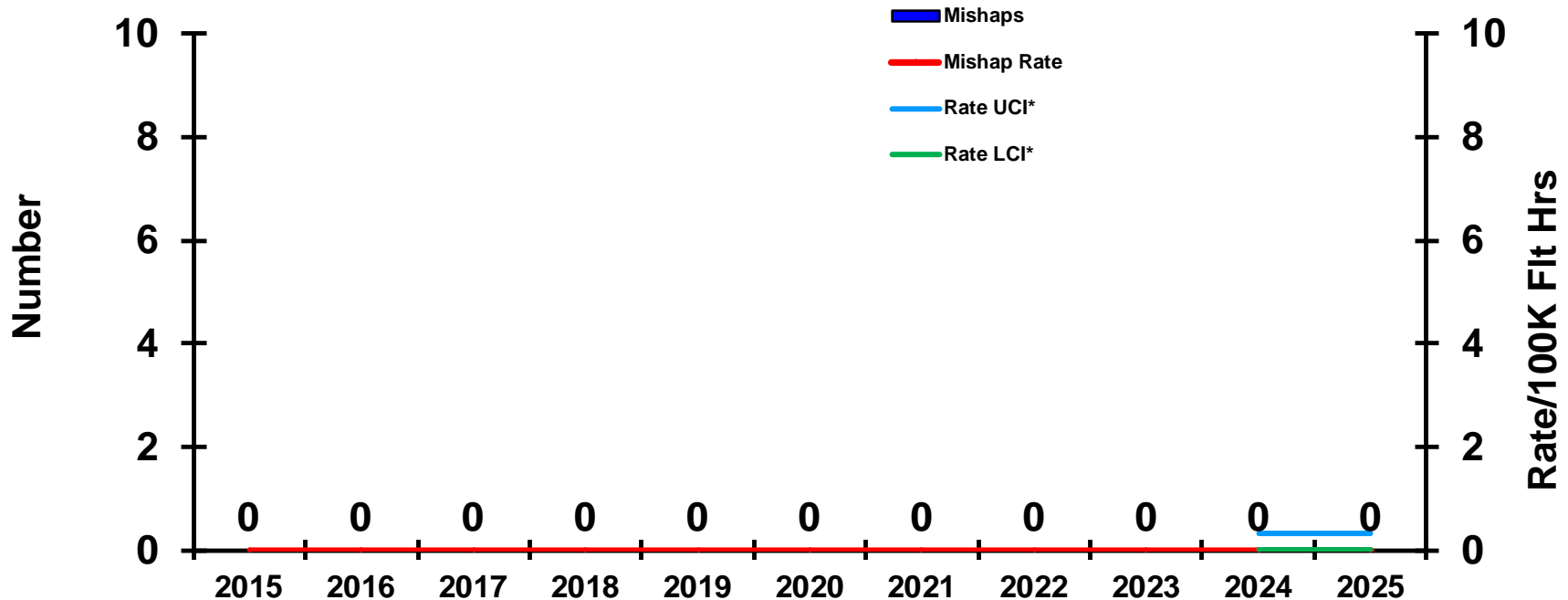
2/2.73



CLASS 'A' - FLIGHT-RELATED (FREL)

MISHAPS

Manned Aircraft Only

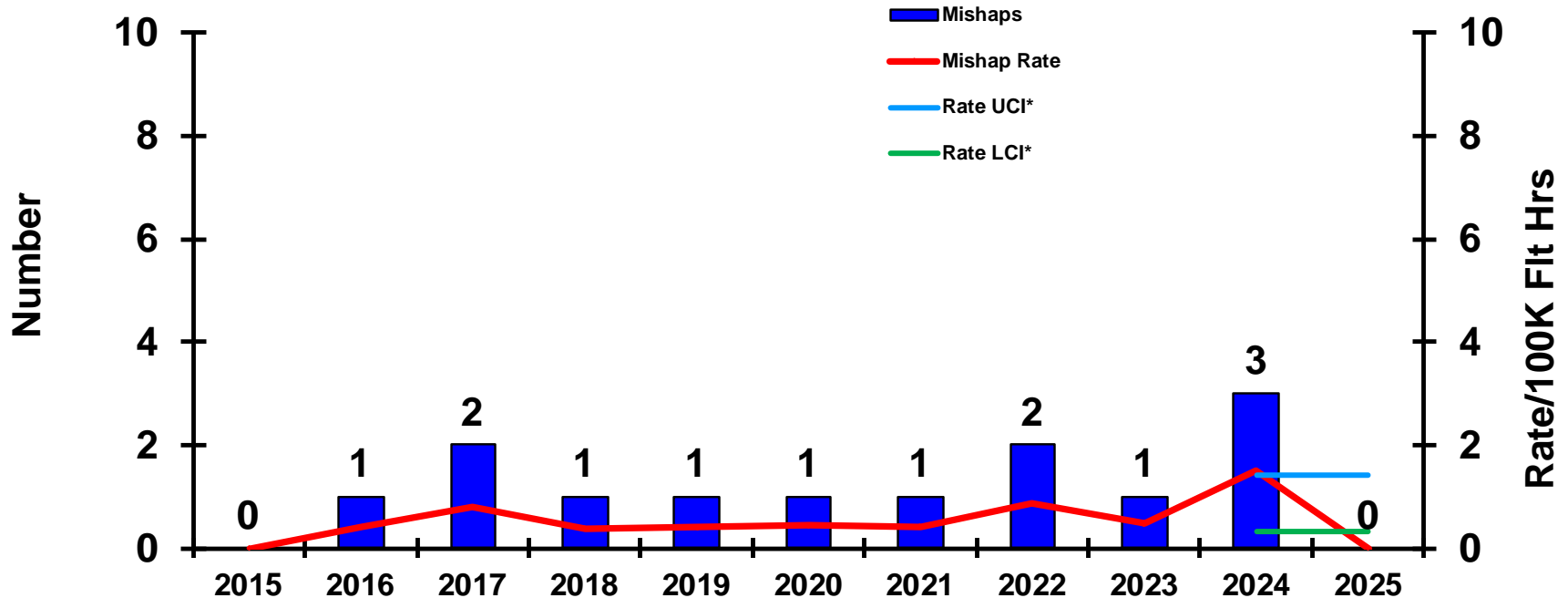


	11-Feb-25	11-Feb-24
CLASS A MISHAPS/MISHAP RATE FY COMPARISON:	0/0.00	0/0.00
FY24 MISHAPS/MISHAP RATE:	0/0.00	
10-YEAR AVERAGE (FY15-FY24) MISHAPS/MISHAP RATE:	0.00/0.00	



CLASS 'A' - AVIATION GROUND MISHAPS (AGM)

Manned Aircraft Only



CLASS A MISHAPS/MISHAP RATE FY COMPARISON:

FY24 MISHAPS/MISHAP RATE:

10-YEAR AVERAGE (FY15-FY24) MISHAPS/MISHAP RATE:

11-Feb-25

0/0.00

3/1.49

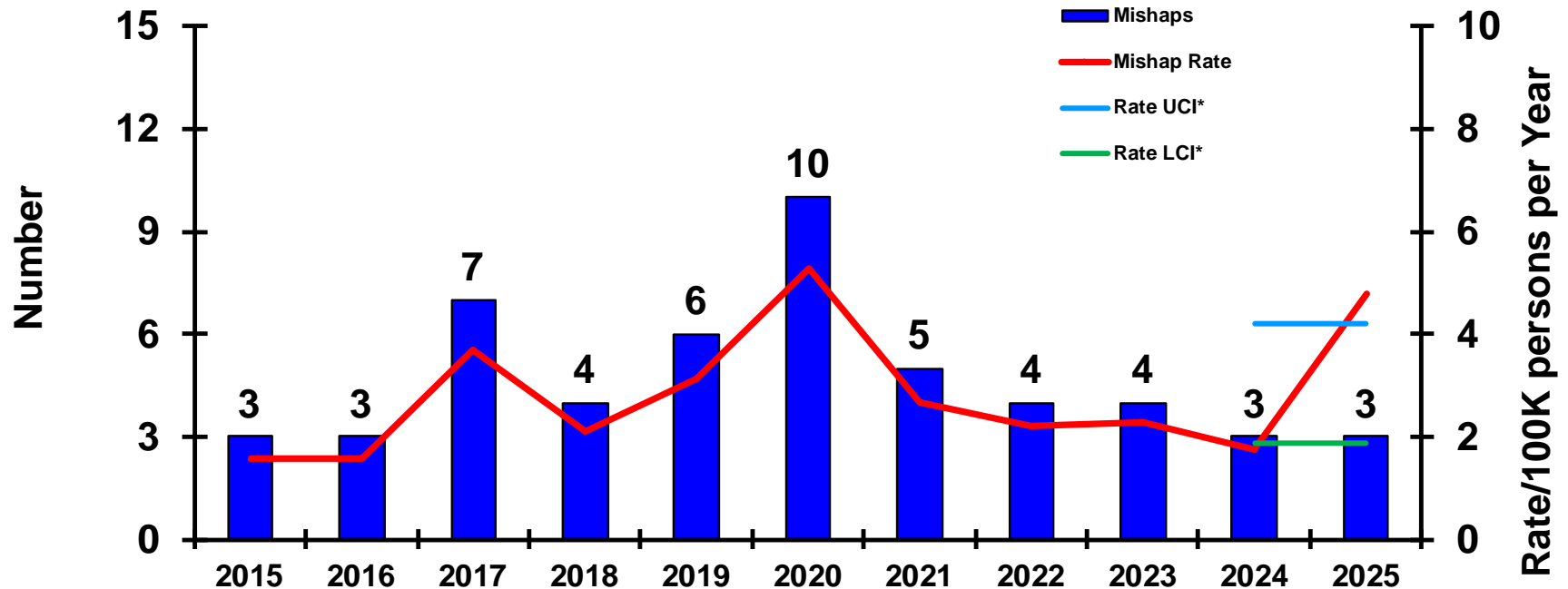
1.30/0.54

11-Feb-24

1/1.37



CLASS 'A' - GROUND ON-DUTY MISHAPS

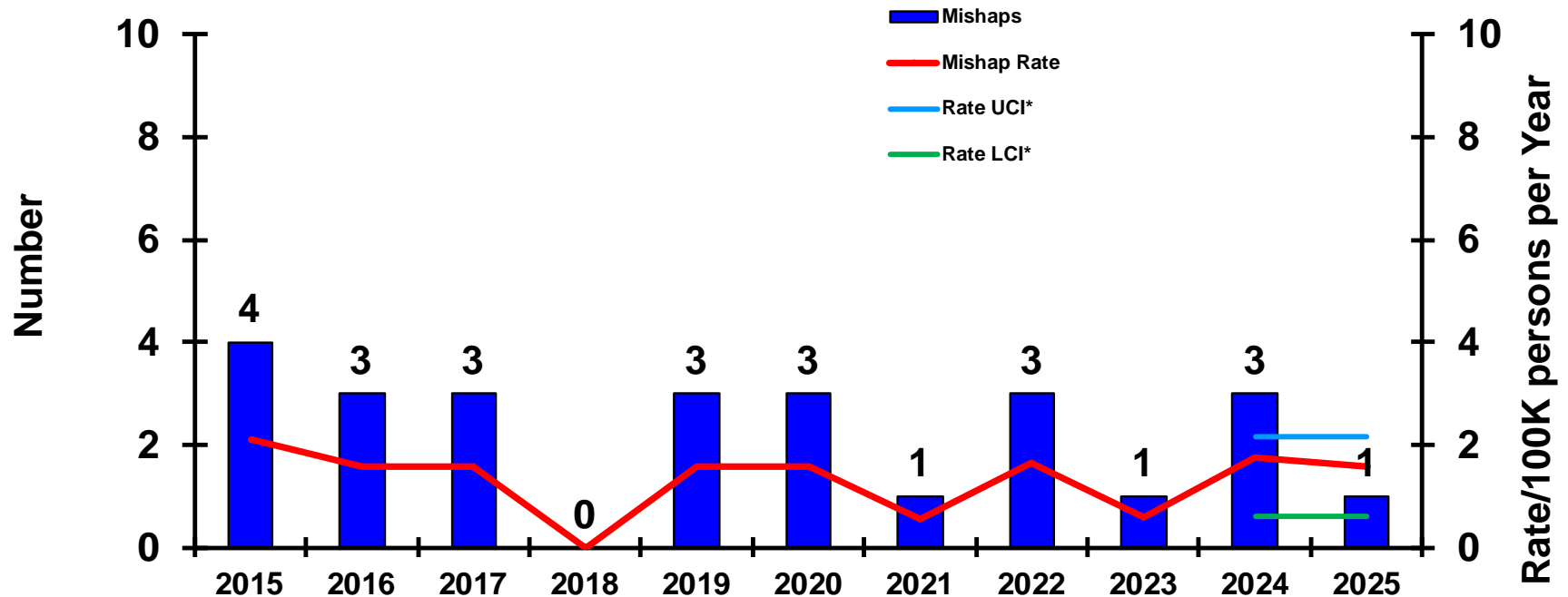


	11-Feb-25	11-Feb-24
CLASS A MISHAPS/MISHAP RATE FY COMPARISON:	3/4.77	1/1.59
FY24 MISHAPS/MISHAP RATE:	3/1.74	
10-YEAR AVERAGE (FY15-FY24) MISHAPS/MISHAP RATE:	4.90/2.63	



CLASS 'A' - ON-DUTY MOTOR VEHICLE (MV) MISHAPS

(This slide is the summary slide for Slides 34-36. Slides 34-36 provide additional detailed information)

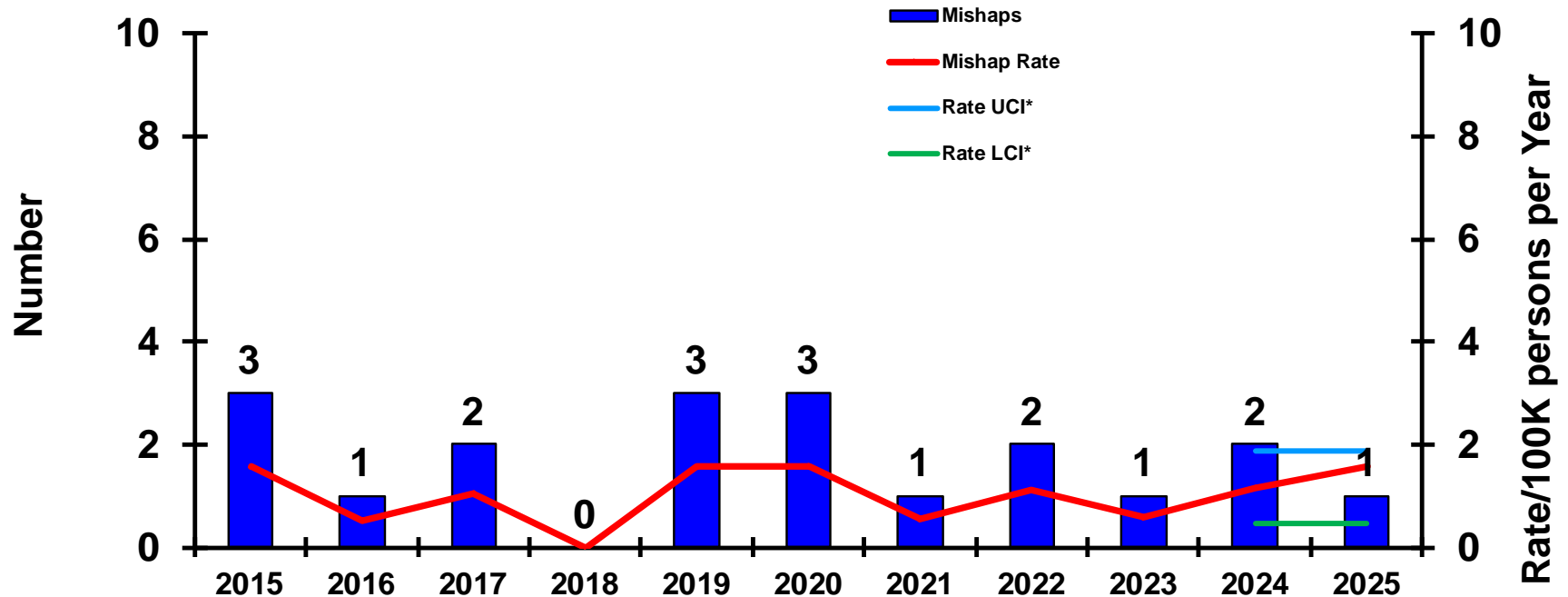


	11-Feb-25	11-Feb-24
CLASS A MISHAPS/MISHAP RATE FY COMPARISON:	1/1.59	1/1.59
FY24 MISHAPS/MISHAP RATE:	3/1.74	
10-YEAR AVERAGE (FY15-FY24) MISHAPS/MISHAP RATE:	2.40/1.29	



CLASS 'A' - TACTICAL VEHICLE (TACVEH)

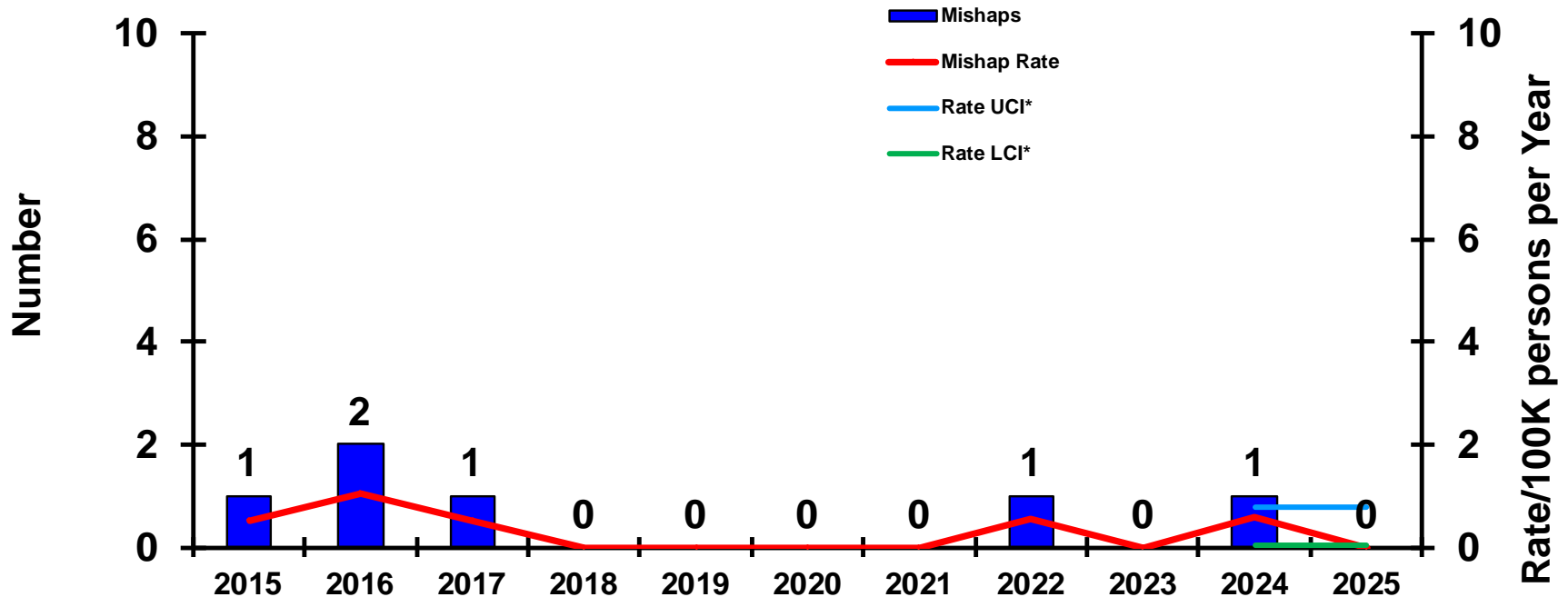
MISHAPS



	11-Feb-25	11-Feb-24
CLASS A MISHAPS/MISHAP RATE FY COMPARISON:	1/1.59	1/1.59
FY24 MISHAPS/MISHAP RATE:	2/1.16	
10-YEAR AVERAGE (FY15-FY24) MISHAPS/MISHAP RATE:	1.80/0.97	



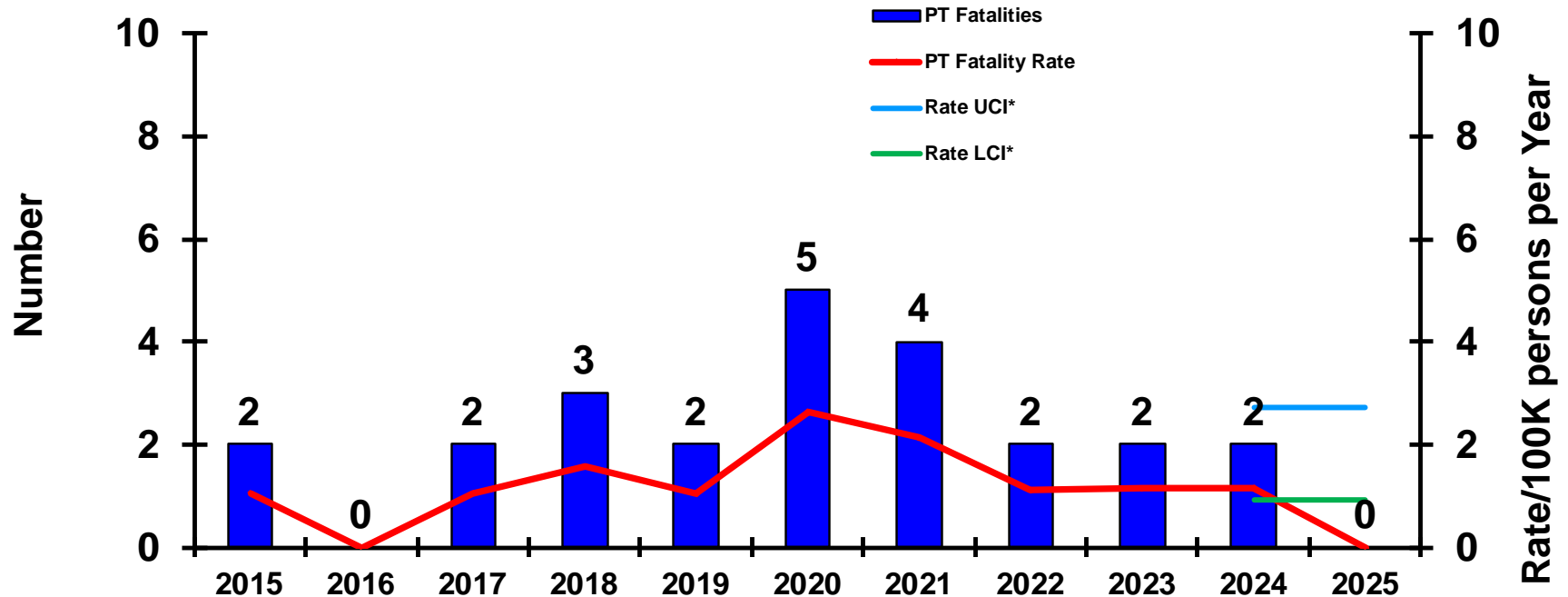
CLASS 'A' - COMMERCIAL VEHICLE **(COMMVEH) MISHAPS**



	11-Feb-25	11-Feb-24
CLASS A MISHAPS/MISHAP RATE FY COMPARISON:	0/0.00	0/0.00
FY24 MISHAPS/MISHAP RATE:	1/0.58	
10-YEAR AVERAGE (FY15-FY24) MISHAPS/MISHAP RATE:	0.60/0.32	



CLASS 'A' - PHYSICAL TRAINING FATALITIES

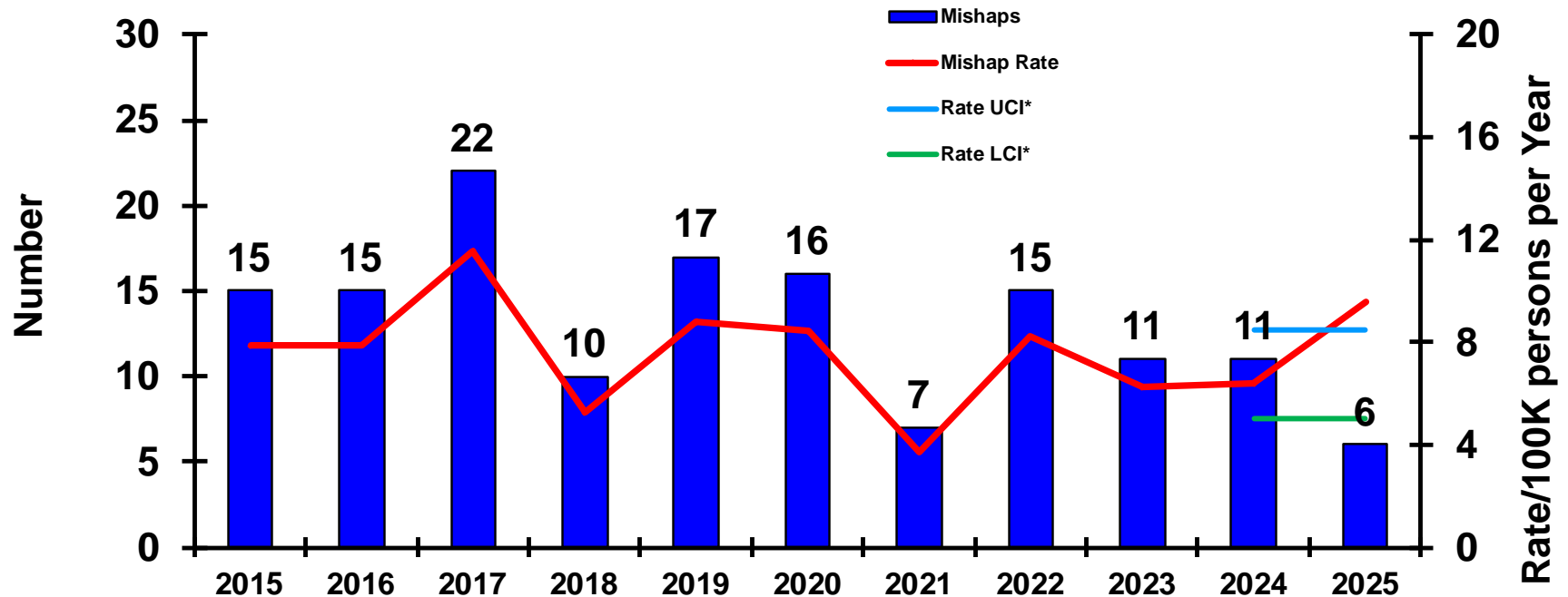


	11-Feb-25	11-Feb-24
CLASS A FATALITIES/FATALITY RATE FY COMPARISON:	0/0.00	1/1.59
FY24 FATALITIES/FATALITY RATE:	2/1.16	
10-YEAR AVERAGE (FY15-FY24) FATALITIES/FATALITY RATE:	2.40/1.29	

*see last slide for definition of UCI/LCI



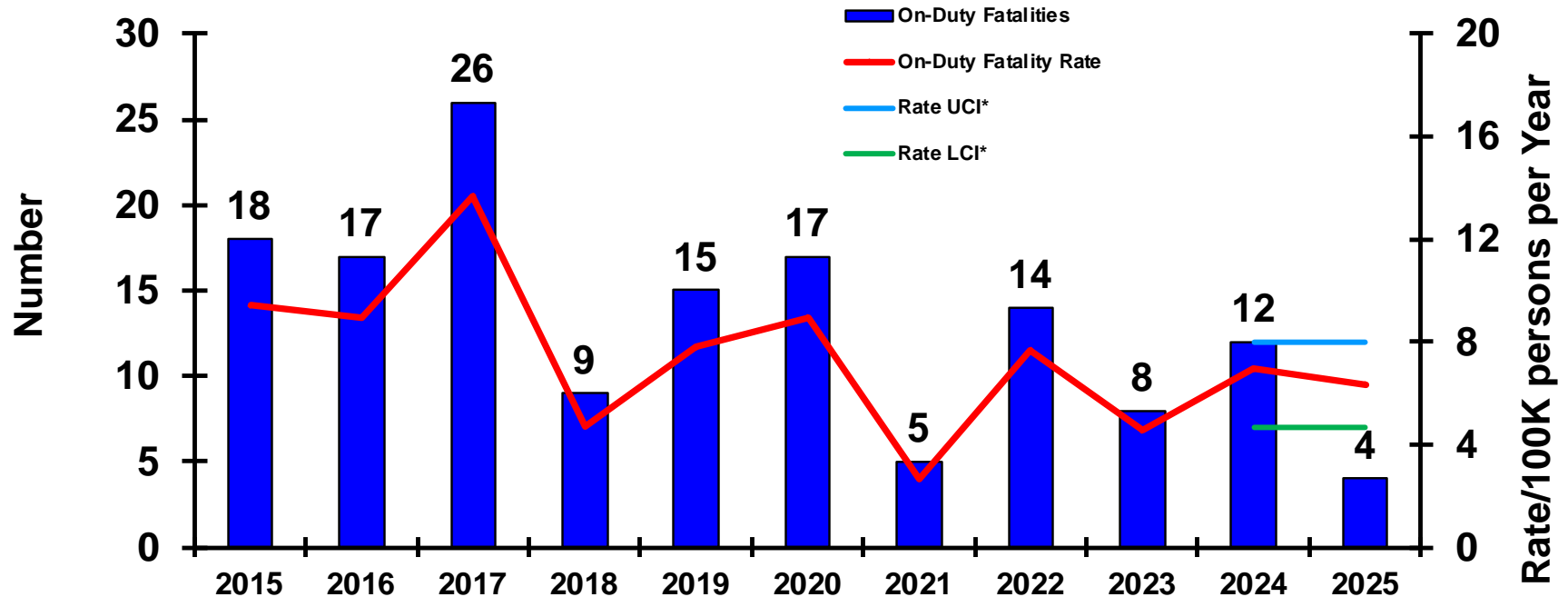
CLASS 'A' - ON-DUTY MISHAPS



	11-Feb-25	11-Feb-24
CLASS A MISHAPS/MISHAP RATE FY COMPARISON:	6/9.54	5/7.95
FY24 MISHAPS/MISHAP RATE:	11/6.37	
10-YEAR AVERAGE (FY15-FY24) MISHAPS/MISHAP RATE:	13.90/7.46	



CLASS 'A' - ON-DUTY FATALITIES



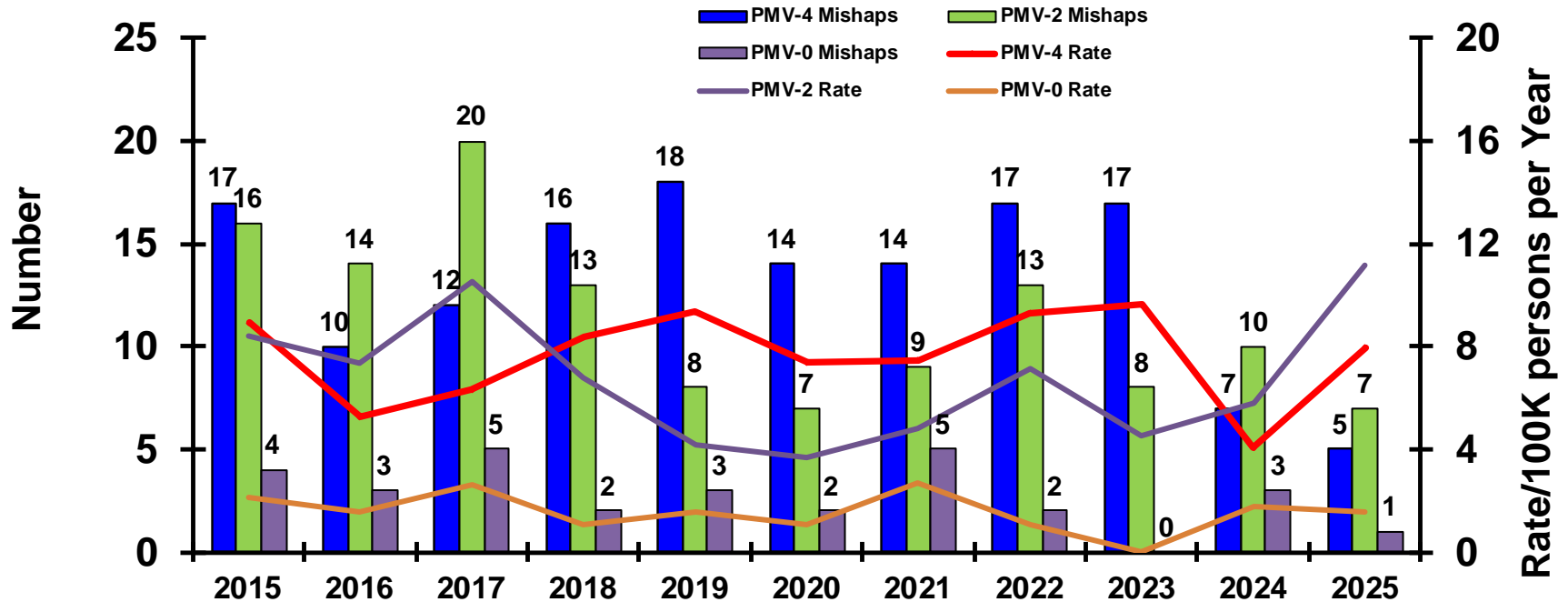
Slide does not show Government Civilian Fatalities: FY25 - 0

	11-Feb-25	11-Feb-24
CLASS A FATALITIES/FATALITY RATE FY COMPARISON:	4/6.36	7/11.13
FY24 FATALITIES/FATALITY RATE:	12/6.95	
10-YEAR AVERAGE (FY15-FY24) FATALITIES/FATALITY RATE:	14.10/7.57	



CLASS 'A' - PRIVATE MOTOR VEHICLE (PMV) MISHAPS

(This slide is the summary slide for Slides 40-43. Slides 18-21 provide additional detailed information)

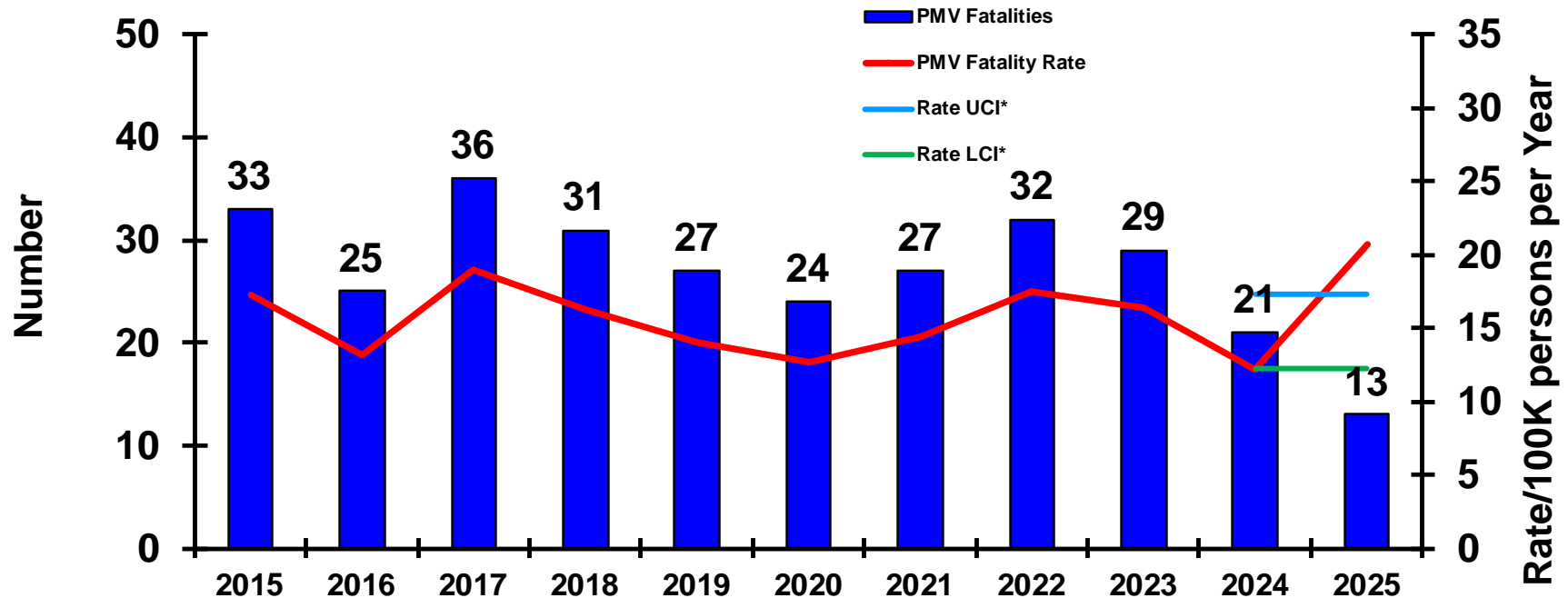


	PMV-4		PMV-2		PMV-0	
	11-Feb-25	11-Feb-24	11-Feb-25	11-Feb-24	11-Feb-25	11-Feb-24
CLASS A MISHAPS/MISHAP RATE FY COMPARISON:	5/7.95	4/6.36	7/11.13	6/9.54	1/1.59	0/0.00
FY24 MISHAPS/MISHAP RATE:	7/4.06		10/5.79		3/1.74	
10-YEAR AVERAGE (FY15-FY24) MISHAPS/MISHAP RATE:	14.20/7.62		11.80/6.33		2.90/1.56	

*see last slide for definition of UCI/LCI



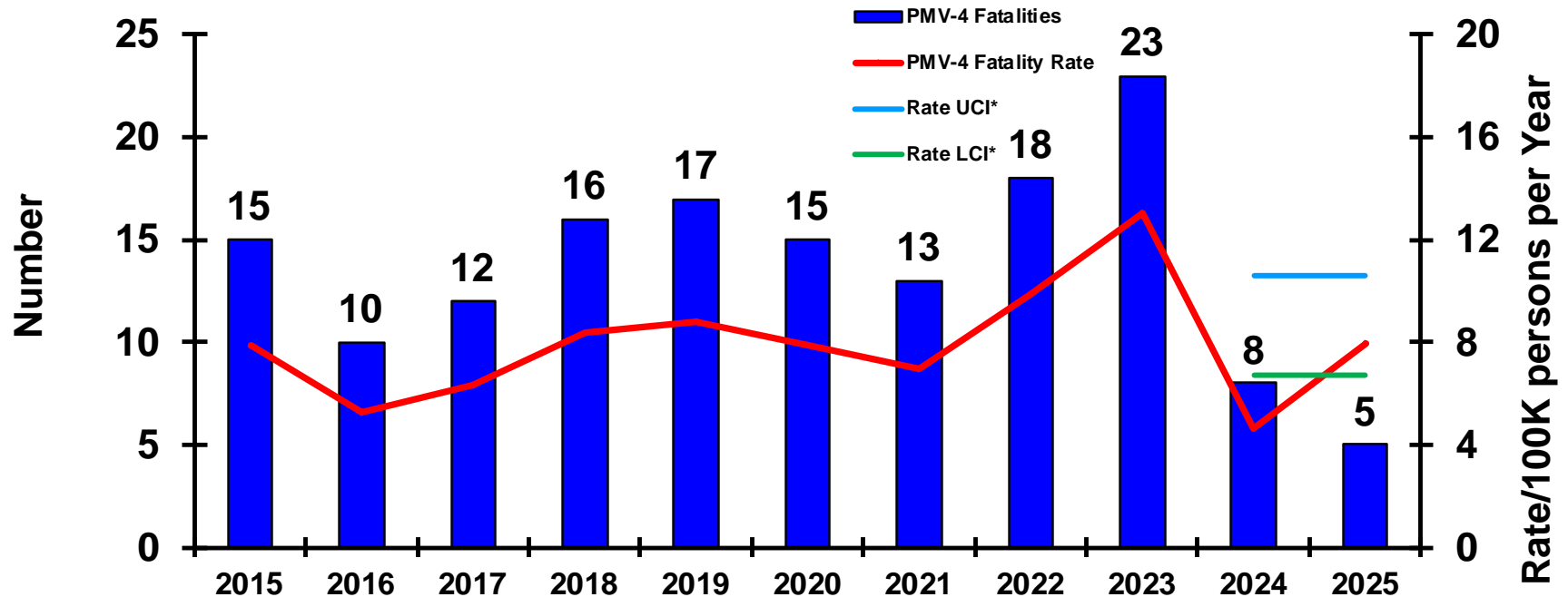
CLASS 'A' - PRIVATE MOTOR VEHICLE (PMV) FATALITIES



	11-Feb-25	11-Feb-24
CLASS A FATALITIES/FATALITY RATE FY COMPARISON:	13/20.67	10/15.90
FY24 FATALITIES/FATALITY RATE:	21/12.17	
10-YEAR AVERAGE (FY15-FY24) FATALITIES/FATALITY RATE:	28.50/15.30	



CLASS 'A' - AUTOMOBILE (PMV-4) FATALITIES

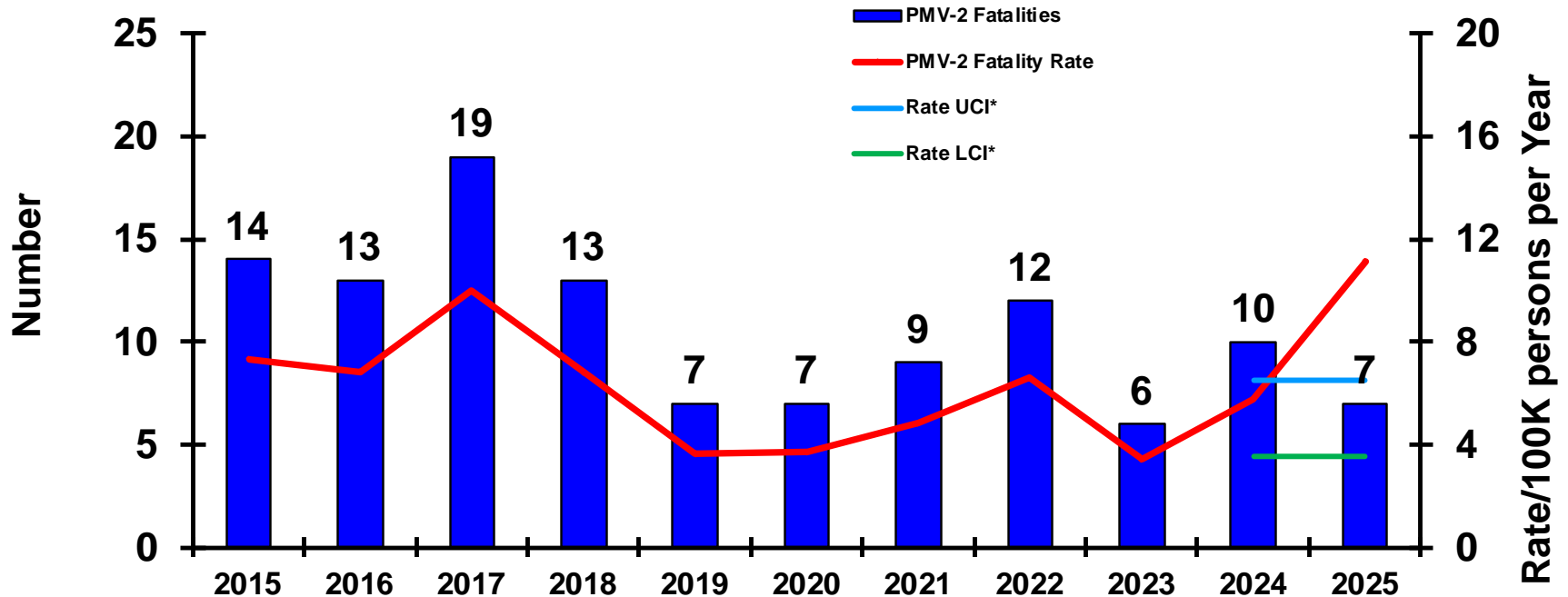


	11-Feb-25	11-Feb-24
CLASS A FATALITIES/FATALITY RATE FY COMPARISON:	5/7.95	4/6.36
FY24 FATALITIES/FATALITY RATE:	8/4.64	
10-YEAR AVERAGE (FY15-FY24) FATALITIES/FATALITY RATE:	14.70/7.89	

*see last slide for definition of UCI/LCI



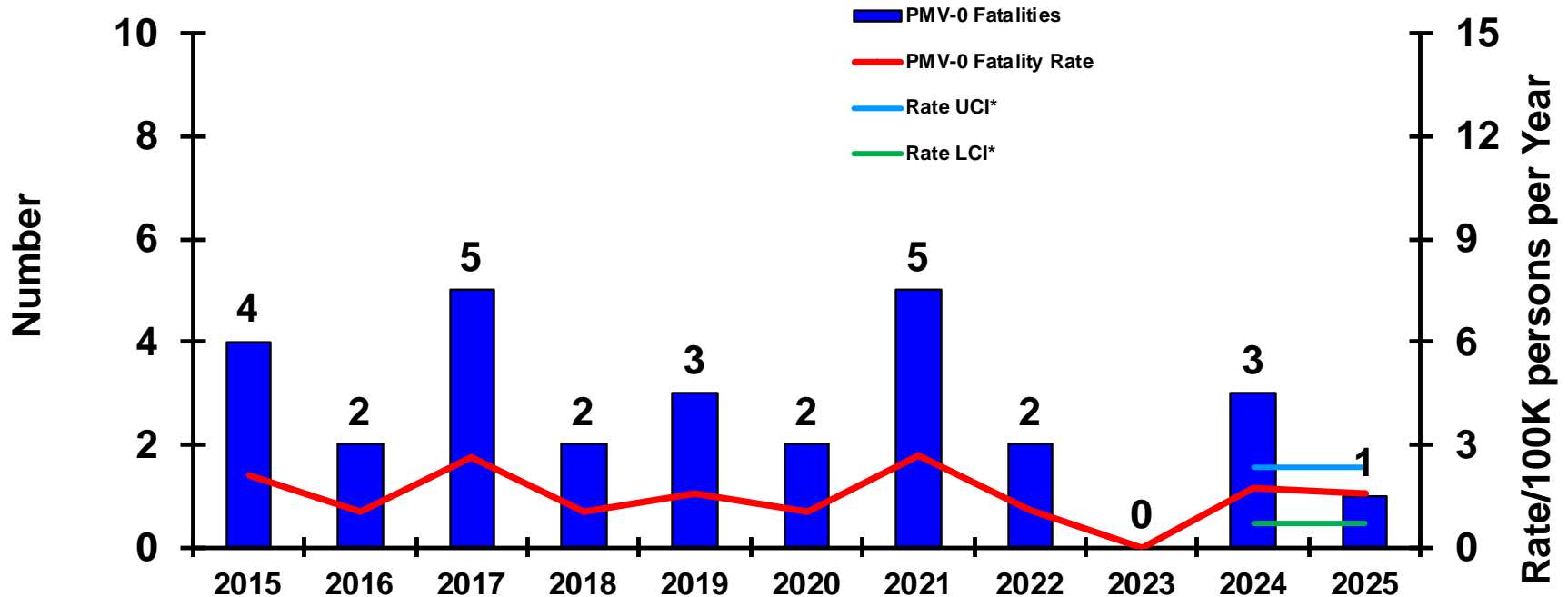
CLASS 'A' - MOTORCYCLE (PMV-2) FATALITIES



	11-Feb-25	11-Feb-24
CLASS A FATALITIES/FATALITY RATE FY COMPARISON:	7/11.13	6/9.54
FY24 FATALITIES/FATALITY RATE:	10/5.79	
10-YEAR AVERAGE (FY15-FY24) FATALITIES/FATALITY RATE:	11.00/5.90	



CLASS 'A' - PEDESTRIAN (PMV-0) FATALITIES

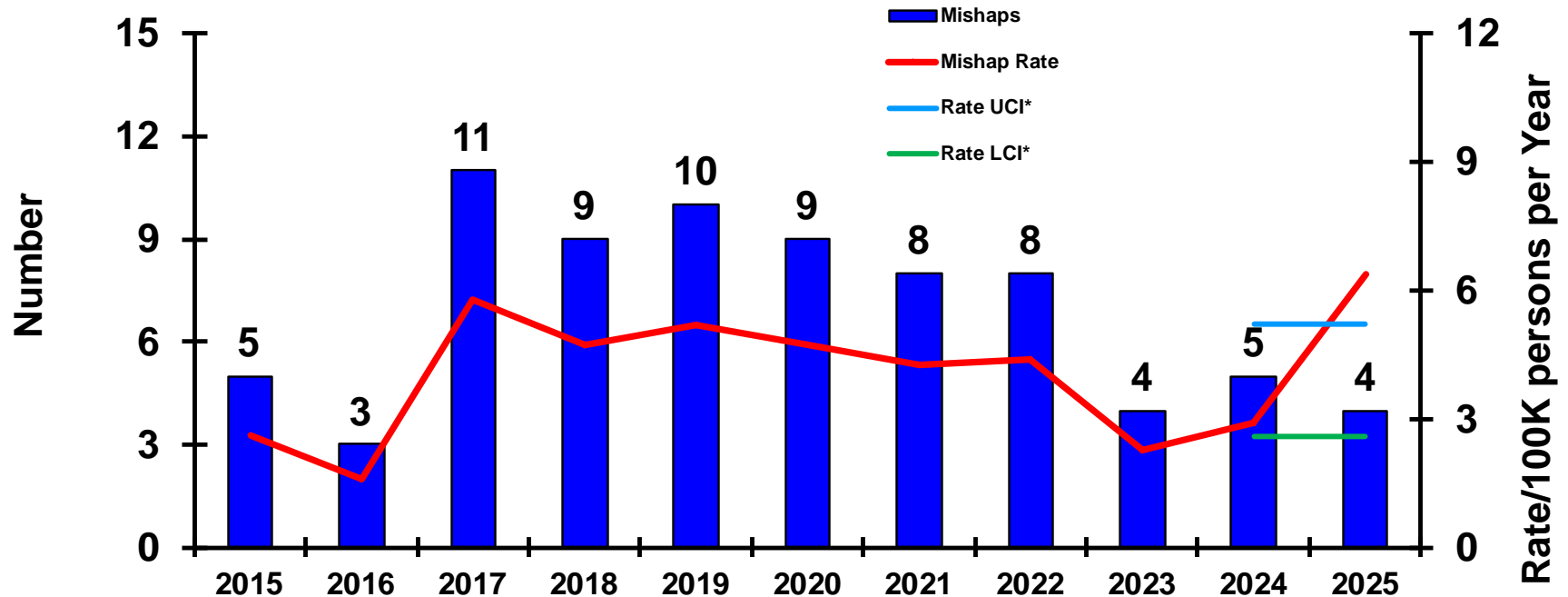


	11-Feb-25	11-Feb-24
CLASS A FATALITIES/FATALITY RATE FY COMPARISON:	1/1.59	0/0.00
FY24 FATALITIES/FATALITY RATE:	3/1.74	
10-YEAR AVERAGE (FY15-FY24) FATALITIES/FATALITY RATE:	2.80/1.50	

*see last slide for definition of UCI/LCI



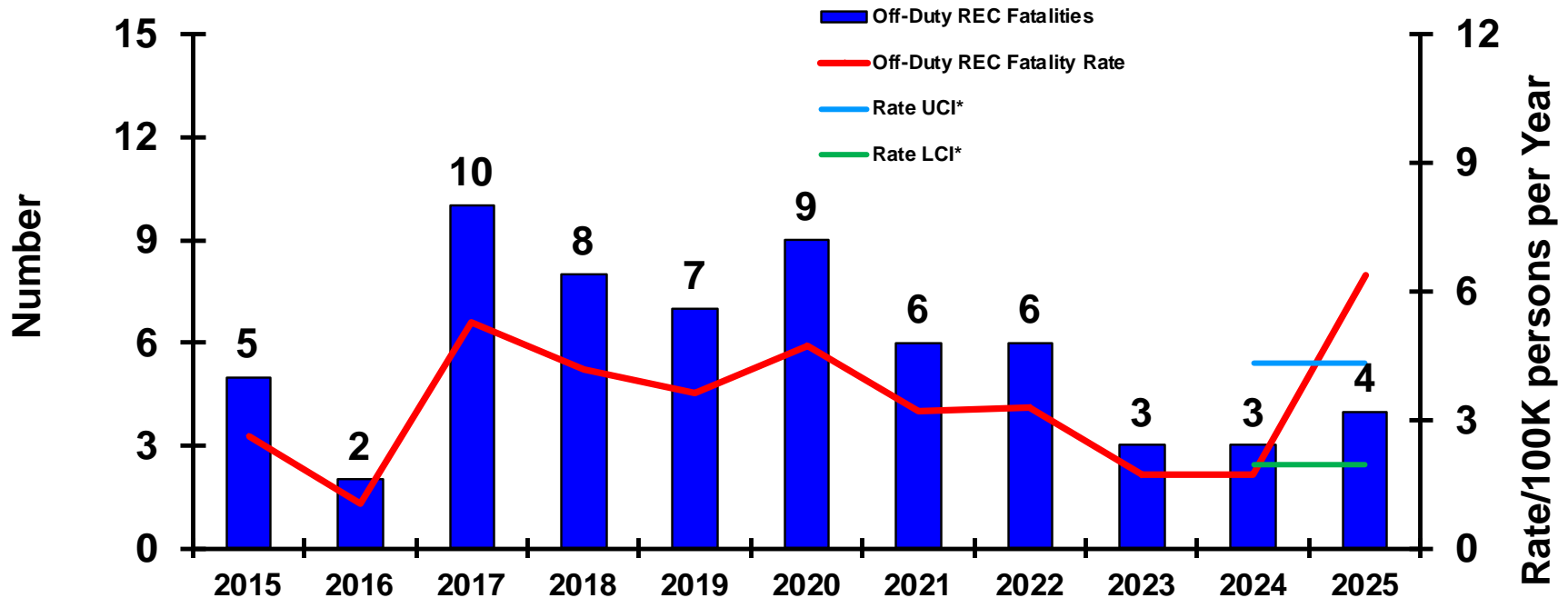
CLASS 'A' - OFF-DUTY/REC MISHAPS



	11-Feb-25	11-Feb-24
CLASS A MISHAPS/MISHAP RATE FY COMPARISON:	4/6.36	1/1.59
FY24 MISHAPS/MISHAP RATE:	5/2.90	
10-YEAR AVERAGE (FY15-FY24) MISHAPS/MISHAP RATE:	7.20/3.86	



CLASS 'A' - OFF-DUTY/REC FATALITIES

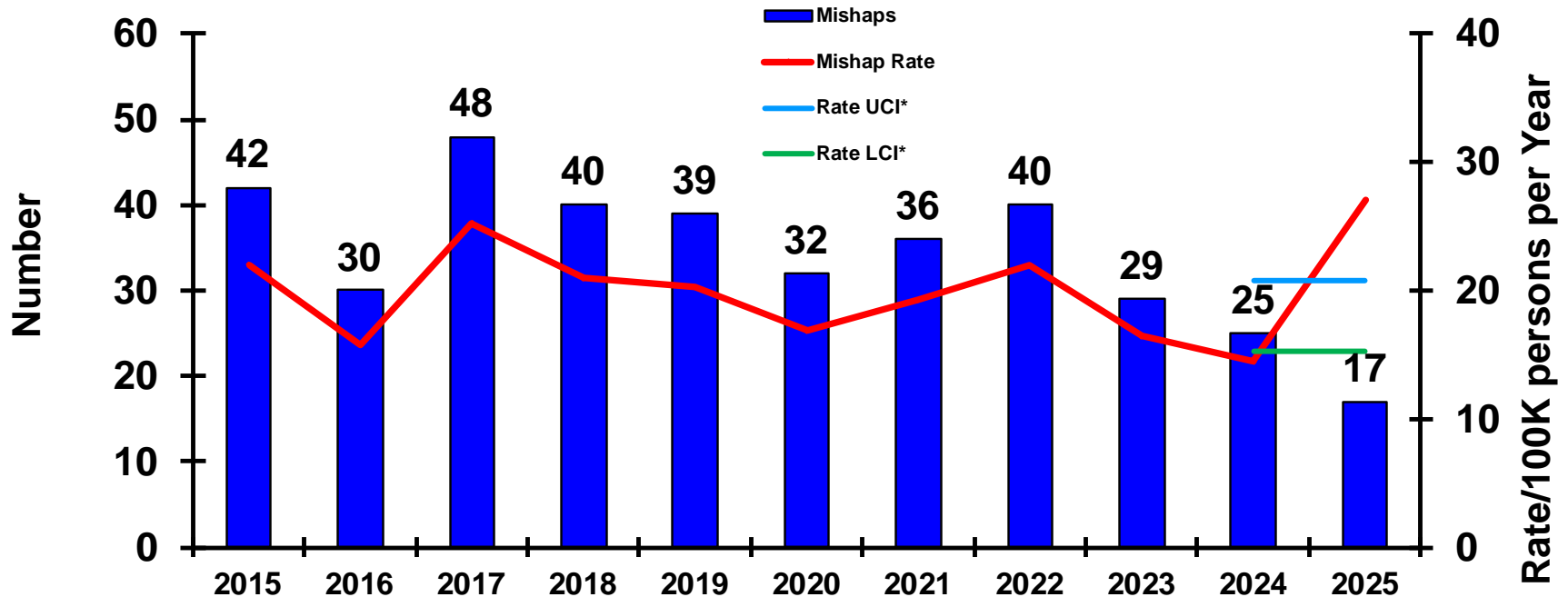


	11-Feb-25	11-Feb-24
CLASS A FATALITIES/FATALITY RATE FY COMPARISON:	4/6.36	1/1.59
FY24 FATALITIES/FATALITY RATE:	3/1.74	
10-YEAR AVERAGE (FY15-FY24) FATALITIES/FATALITY RATE:	5.90/3.17	

*see last slide for definition of UCI/LCI



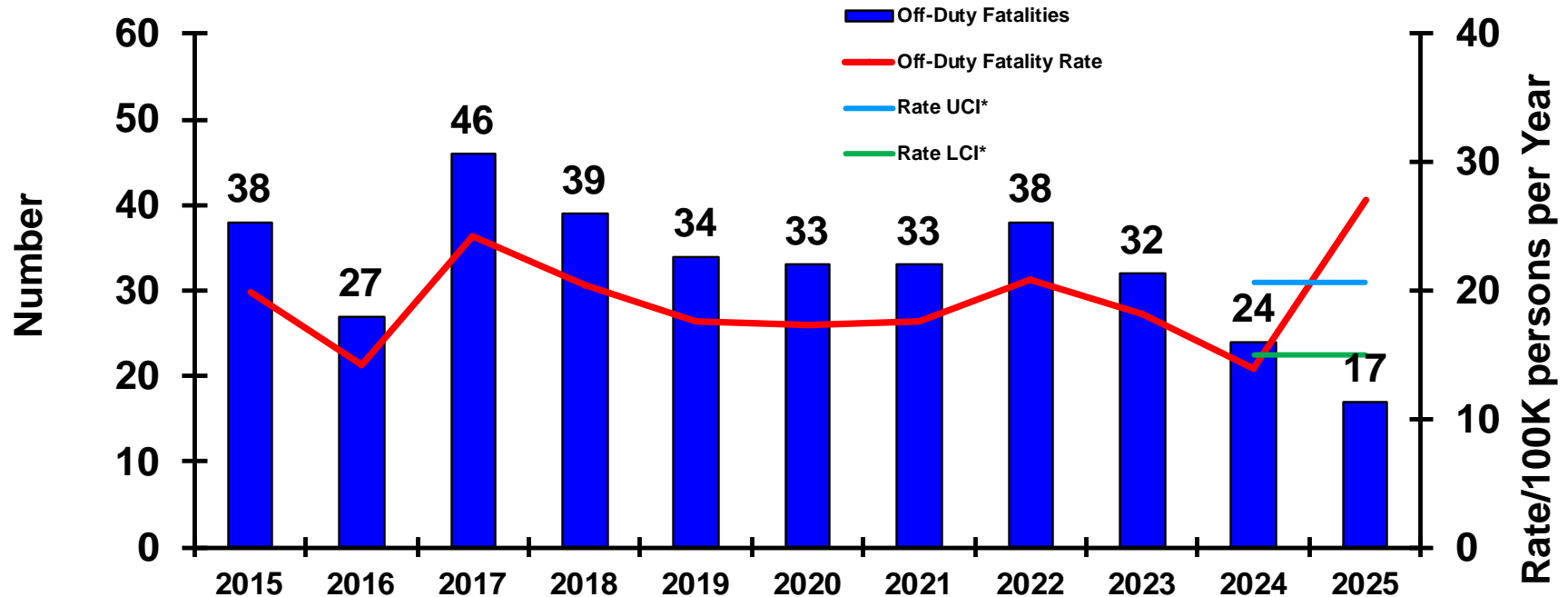
CLASS 'A' - OFF-DUTY MISHAPS



	11-Feb-25	11-Feb-24
CLASS A MISHAPS/MISHAP RATE FY COMPARISON:	17/27.03	11/17.49
FY24 MISHAPS/MISHAP RATE:	25/14.48	
10-YEAR AVERAGE (FY15-FY24) MISHAPS/MISHAP RATE:	36.10/19.38	



CLASS 'A' - OFF-DUTY FATALITIES



Slide does not show Government Civilian Fatalities: FY25 - 0

	11-Feb-25	11-Feb-24
CLASS A FATALITIES/FATALITY RATE FY COMPARISON:	17/27.03	11/17.49
FY24 FATALITIES/FATALITY RATE:	24/13.91	
10-YEAR AVERAGE (FY15-FY24) FATALITIES/FATALITY RATE:	34.40/18.46	



USN - SHORT NARRATIVES

USN CLASS 'A' - AVIATION CLASS A MISHAPS (includes UAS/UAV, FRMs and AGMs not included in the Flight Slide) (3)

- **CLASS A FLIGHT MISHAPS (4)**
 - 27 Dec 2024 (Location Withheld – OPSEC) MH-60S experienced hard landing, no injuries reported.
 - 22 Dec 2024 (Location Withheld – OPSEC) F/A-18F allegedly struck by friendly fire, both aircrew ejected safely, minor injuries reported.
 - 15 Oct 2024 (IVO Mt Rainer, Washington) EA-18G crashed during training evolution; crew deceased.
- **CLASS 'A' FLIGHT-RELATED MISHAPS (FREL) (0)**
 - NSTR
- **CLASS 'A' AGM MISHAPS (1)**
 - 16 Jan 2025 (NAS Fallon, NV) F-16C experienced engine damage during maintenance-related engine turn. No injuries reported.
- **CLASS 'A' MISHAP – UAV (0)**
 - NSTR

USN CLASS 'A' - AFLOAT MISHAPS (2)

- **CLASS A SURFACE SHIP MISHAPS (1)**
 - 13 Dec 2024 (Location Withheld – OPSEC) USS Ship sustained damage to equipment, no injury to crew.
- **CLASS A SUBMARINE MISHAPS (0)**
 - NSTR
- **CLASS 'A' DIVING MISHAPS (0)**
 - NSTR
- **CLASS 'A' MSC AFLOAT MISHAPS (1)**
 - 18 Dec 2024 (Location Withheld – OPSEC) Material damaged during USNS VERTREP, no injury to crew.



USN - SHORT NARRATIVES

USN CLASS 'A' - SHORE MISHAPS (0)

- CLASS A SHORE MISHAPS (0)
 - NSTR

- CLASS 'A' PHYSICAL TRAINING MISHAPS (0)
 - NSTR

USN CLASS 'A' - ON-DUTY MOTOR VEHICLE MISHAPS (0)

- CLASS 'A' TACTICAL VEHICLE MISHAPS (0)
 - NSTR

- CLASS 'A' COMMERCIAL VEHICLE MISHAPS (0)
 - NSTR



USN - SHORT NARRATIVES

USN CLASS 'A' - PMV FATALITIES (15)

- **PMV-4 FATALITIES (3)**
 - 29 Jan 2025 (Pensacola, FL) SVM involved in a motor vehicle accident, died at hospital on 5 Feb 2025.
 - 27 Nov 2024 (Vallejo, CA) SVM involved in a motor vehicle accident, died at scene.
 - 12 Nov 2024 (Chinquapin, NC) SVM involved in a motor vehicle accident, died at scene.
- **PMV-2 FATALITIES (12)**
 - 2 Feb 2025 (Hampton, VA) SVM involved in a motorcycle accident, died at scene.
 - 26 Jan 2025 (Jacksonville, FL) SVM involved in a motorcycle accident, died at scene.
 - 28 Dec 2024 (San Diego, CA) SVM involved in a motorcycle accident, died at scene.
 - 13 Dec 2024 (El Cajon, CA) SVM involved in a motorcycle accident, died at scene.
 - 1 Dec 2024 (Norfolk, VA) SVM involved in a motorcycle accident, died at scene.
 - 27 Nov 2024 (Jacksonville, FL) SVM involved in a motorcycle accident, died at scene.
 - 25 Nov 2024 (Hampton, VA) SVM involved in a motorcycle accident, died at scene.
 - 8 Nov 2024 (Groton, CT) SVM involved in a motorcycle accident, died at scene.
 - 7 Nov 2024 (Oak Harbor, WA) SVM involved in a motorcycle accident, died at hospital.
 - 31 Oct 2024 (St. Mary's, GA) SVM involved in a motorcycle accident, died at scene.
 - 22 Oct 2024 (Honolulu, HI) SVM involved in a motorcycle accident, died at scene.
 - 2 Oct 2024 (Kingsland, GA) SVM involved in a motorcycle accident, died at scene.
- **PMV-0 FATALITIES (0)**
 - NSTR

USN CLASS 'A' USN - OFF-DUTY/RECREATIONAL FATALITIES (4)

- **OFF-DUTY/REC FATALITIES (4)**
 - 18 Jan 2025 (Maui, HI) SVM drowned while snorkeling, died at hospital.
 - 6 Dec 2024 (Ipan, Guam) SVM suffered drowning on beach, succumbed to injury on 7 Dec 24,
 - 25 Nov 2024 (Yokosuka, Japan) Sailor fell off base from an unknown height, succumbed to injuries.
 - 3 Nov 2024 (NS Meridian, MS) SVM suffered medical emergency, died at hospital.

USN CLASS 'A' – PERMANENT TOTAL DISABILITIES (0)

- NSTR



USMC - SHORT NARRATIVES

USMC CLASS 'A' AVIATION MISHAPS (includes UAS/UAV, FRMs and AGMs not included in the Flight Slide) (2)

- **CLASS A FLIGHT MISHAPS (2)**
 - 20 Dec 2024 (MCB Camp Pendleton, CA) CH-53E had inflight emergency, landed safely, all crew egressed, no injuries reported.
 - 25 Oct 2024 (MCAS Yuma, AZ) CH-53E: Aircraft crashed on takeoff. Aircraft repairable. Multiple minor injuries reported.
- **CLASS 'A' FLIGHT-RELATED MISHAPS (FREL) (0)**
 - NSTR
- **CLASS 'A' AGM MISHAPS (0)**
 - NSTR
- **CLASS 'A' MISHAP – UAV (0)**
 - NSTR

USMC CLASS 'A' GROUND MISHAPS (3)

- **CLASS A GROUND MISHAPS (3)**
 - 6 Feb 2025 (Location Withheld – OPSEC) SVM perished in an aircraft accident.
 - 20 Dec 2024 (Camp Lejeune, NC) SVM involved in a training event, died at hospital.
 - 7 Dec 2024 (MCB Camp Pendleton, CA) SVM involved in a command-directed hike, succumbed to injuries enroute to the hospital.
- **CLASS A PHYSICAL TRAINING MISHAPS (0)**
 - NSTR



USMC - SHORT NARRATIVES

USMC CLASS 'A' ON-DUTY MOTOR VEHICLE MISHAPS (1)

- CLASS 'A' TACTICAL VEHICLE MISHAPS (1)
 - 8 Nov 2024 (MCB Camp Pendleton, CA) SVM sustained fatal injury during work evolution.
- CLASS 'A' COMMERCIAL VEHICLE MISHAPS (0)
 - NSTR

USMC CLASS 'A' PMV FATALITIES (13)

- PMV-4 FATALITIES (5)
 - 30 Dec 2024 (Houston, TX) SVM involved in a motor vehicle accident, died at hospital.
 - 24 Dec 2024 (Augusta, GA) SVM involved in a motor vehicle accident, succumbed to injuries on 24 Dec 24.
 - 22 Dec 2024 (Klamouth County, OR) SVM involved in a motor vehicle accident, died at scene.
 - 15 Dec 2024 (Punalu'u, HI) SVM involved in a motor vehicle accident, succumbed to injuries on 19 Dec 24.
 - 6 Dec 2024 (Richland, NC) SVM involved in a motor vehicle accident, died at scene.
- PMV-2 FATALITIES (7)
 - 20 Jan 2025 (Panorama, CA) SVM involved in a motorcycle accident, died at scene.
 - 14 Dec 2024 (Menifee, CA) SVM involved in a motorcycle accident, died at scene.
 - 19 Nov 2024 (IVO Kin, Okinawa, Japan) SVM involved in a motorcycle accident, died at hospital.
 - 31 Oct 2024 (Santa Ana, CA) SVM involved in a motorcycle accident, died at hospital on 4 Nov 24.
 - 27 Oct 2024 (St Louis, MO) SVM involved in a motorcycle accident, died at scene.
 - 17 Oct 2024 (Jacksonville, NC) SVM involved in a motorcycle accident, died at hospital.
 - 15 Oct 2024 (Oceanside, CA) SVM involved in a motorcycle accident, died at scene.
- PMV-0 FATALITIES (1)
 - 8 Feb 2025 (Los Angeles, CA) SVM was struck by motor vehicle on highway, deceased at scene.



USMC - SHORT NARRATIVES

USMC CLASS 'A' OFF-DUTY/RECREATIONAL FATALITIES (4)

- **OFF-DUTY/REC FATALITIES (4)**
 - 24 Dec 2024 (Grand Junction, CO) SVM involved in a skiing accident, died at hospital on 6 Jan 25.
 - 20 Dec 2024 (Bangui, Ilocos Norte, Philippines) SVM drowned during training event.
 - 2 Nov 2024 (Camp Lejeune, NC) SVM fell from balcony, died at scene.
 - 12 Oct 2024 (Raleigh, NC) SVM sustained injury from accidental personal firearm discharge, died at scene.

USMC CLASS 'A' – PERMANENT TOTAL DISABILTIES (0)

- NSTR



Mishap Confidence Interval



- UCI = Upper Confidence Interval LCI = Lower Confidence Interval
- Rate values above the UCI or below the LCI infer a statistically significant change is probable. This is only an indicator. Significance cannot be determined until end-of-year.
- Values between the UCI and LCI infer that nothing significant has occurred to increase or decrease mishap rate.

(Confidence Interval is based on: Poisson Rate related to a Chi Squared Distribution and calculated using FY16-20 data except for the Lost Work Days and Lost Time Case slides which were based on a normal distribution).