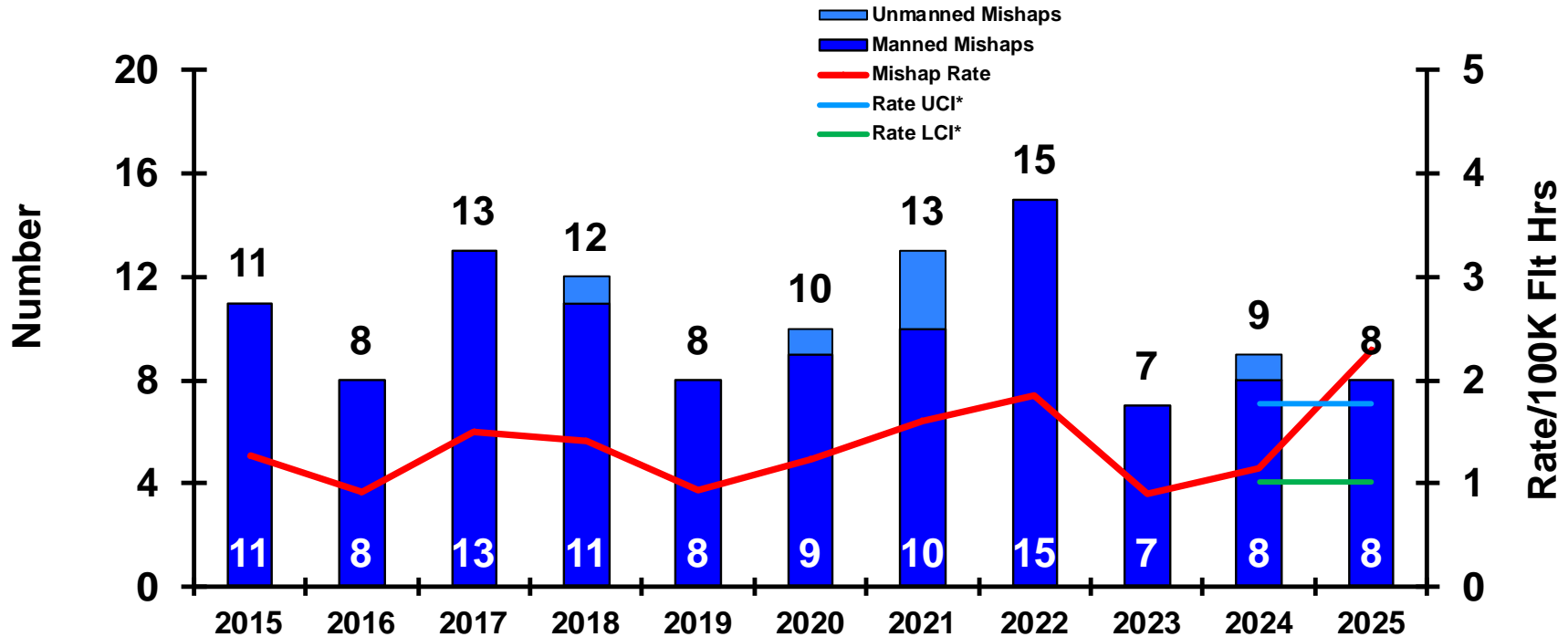




# CLASS 'A' - AVIATION MISHAPS

(This slide is the summary slide for Slides 2-4. Slides 2-4 provide additional detailed information)



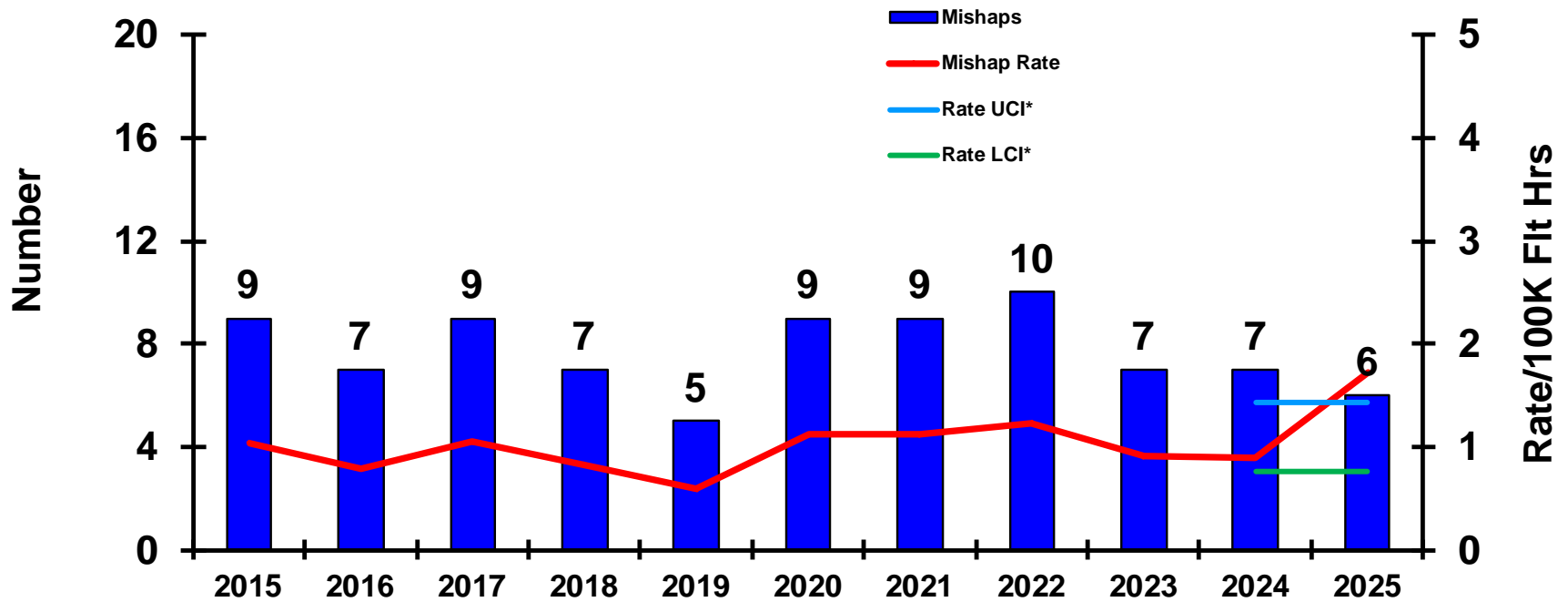
	<u>1-Apr-25</u>	<u>1-Apr-24</u>
<b>CLASS A MISHAPS/MISHAP RATE FY COMPARISON:</b>	8/2.29	6/1.54
<b>FY24 MISHAPS/MISHAP RATE:</b>	9/1.15	
<b>10-YEAR AVERAGE (FY15-FY24) MISHAPS/MISHAP RATE:</b>	10.60/1.28	

\*see last slide for definition of UCI/LCI



# CLASS 'A' - FLIGHT MISHAPS

*Manned Aircraft Only*



	<u>1-Apr-25</u>	<u>1-Apr-24</u>
<b>CLASS A MISHAPS/MISHAP RATE FY COMPARISON:</b>	6/1.72	5/1.28
<b>FY24 MISHAPS/MISHAP RATE:</b>	7/0.90	
<b>10-YEAR AVERAGE (FY15-FY24) MISHAPS/MISHAP RATE:</b>	7.90/0.95	

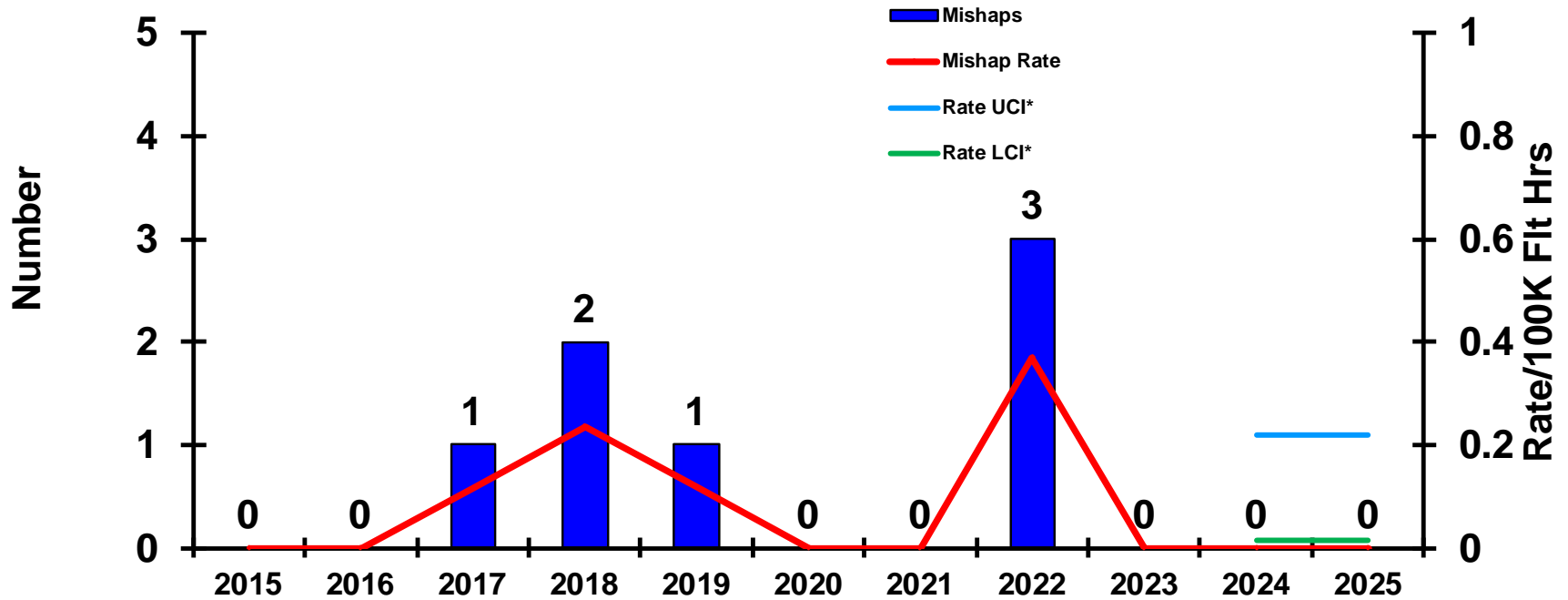
\*see last slide for definition of UCI/LCI



# CLASS 'A' - FLIGHT-RELATED (FREL)

## MISHAPS

*Manned Aircraft Only*



	<u>1-Apr-25</u>	<u>1-Apr-24</u>
<b>CLASS A MISHAPS/MISHAP RATE FY COMPARISON:</b>	0/0.00	0/0.00
<b>FY24 MISHAPS/MISHAP RATE:</b>	0/0.00	
<b>10-YEAR AVERAGE (FY15-FY24) MISHAPS/MISHAP RATE:</b>	0.70/0.08	

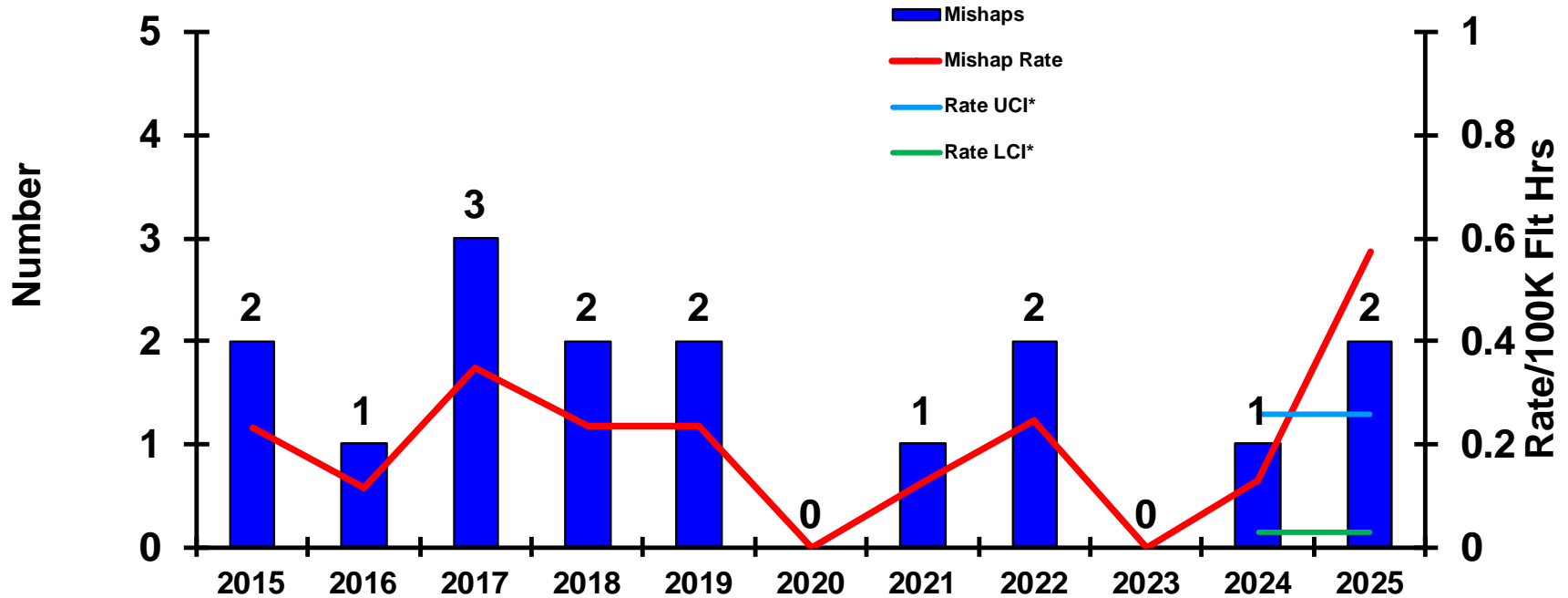
\*see last slide for definition of UCI/LCI



# CLASS 'A' - AVIATION GROUND MISHAPS

## (AGM)

Manned Aircraft Only



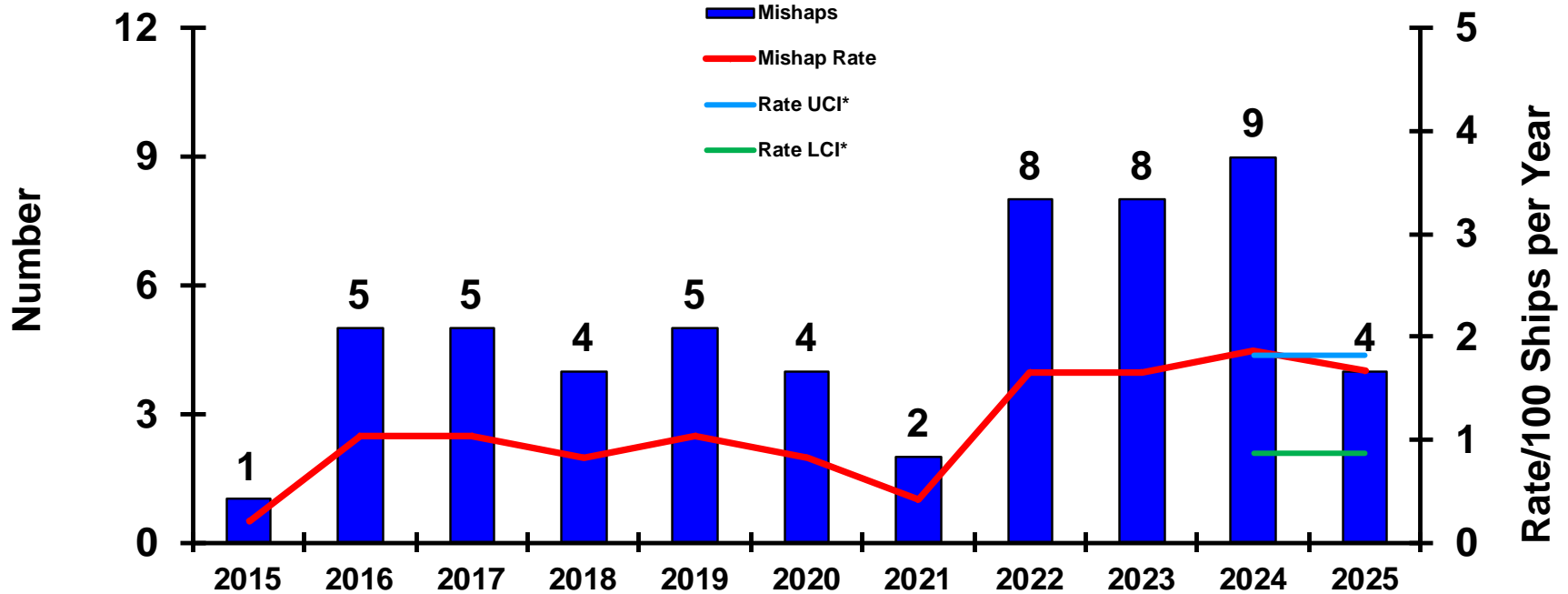
	1-Apr-25	1-Apr-24
<b>CLASS A MISHAPS/MISHAP RATE FY COMPARISON:</b>	2/0.57	0/0.00
<b>FY24 MISHAPS/MISHAP RATE:</b>	1/0.13	
<b>10-YEAR AVERAGE (FY15-FY24) MISHAPS/MISHAP RATE:</b>	1.40/0.17	

\*see last slide for definition of UCI/LCI



# CLASS 'A' - AFLOAT MISHAPS

(This slide is the summary slide for Slides 6-9. Slides 6-9 provide additional detailed information)

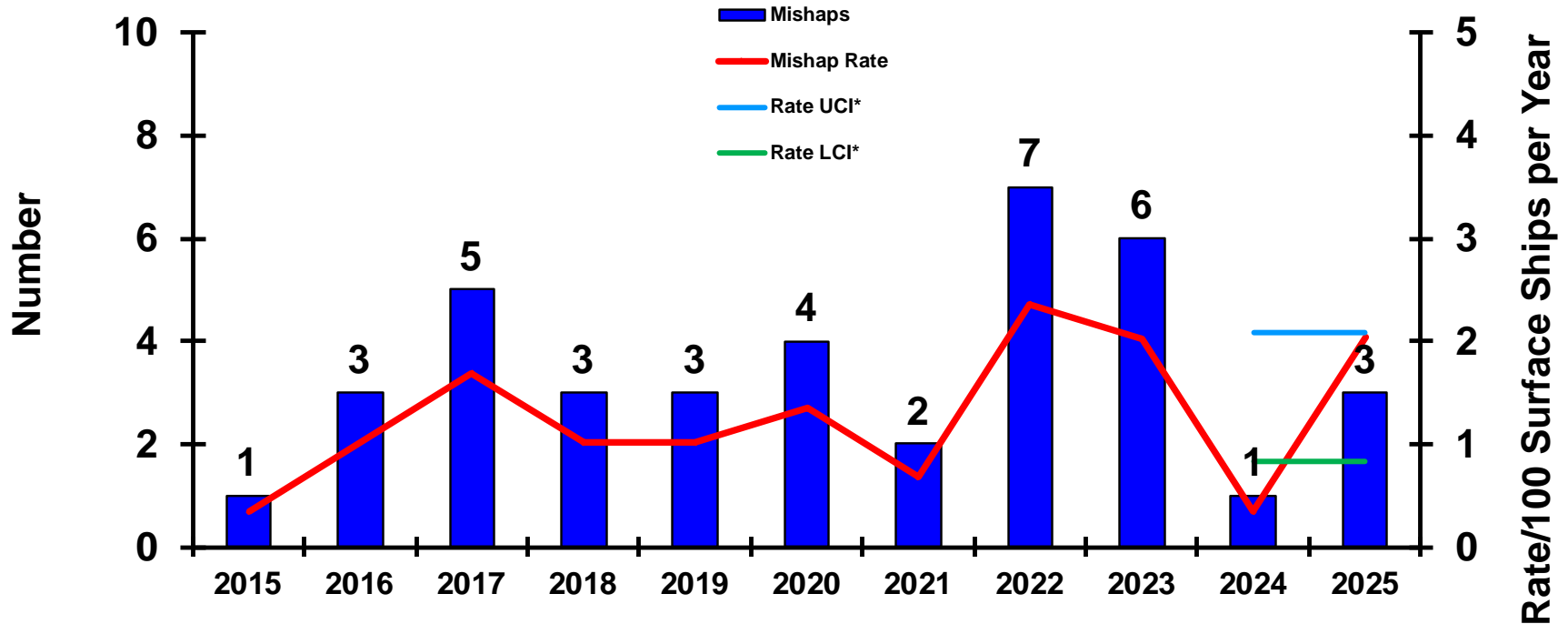


	<u>1-Apr-25</u>	<u>1-Apr-24</u>
<b>CLASS A MISHAPS/MISHAP RATE FY COMPARISON:</b>	4/1.66	4/1.66
<b>FY24 MISHAPS/MISHAP RATE:</b>	9/1.86	
<b>10-YEAR AVERAGE (FY15-FY24) MISHAPS/MISHAP RATE:</b>	5.10/1.06	

\*see last slide for definition of UCI/LCI



# CLASS 'A' - SURFACE SHIP MISHAPS

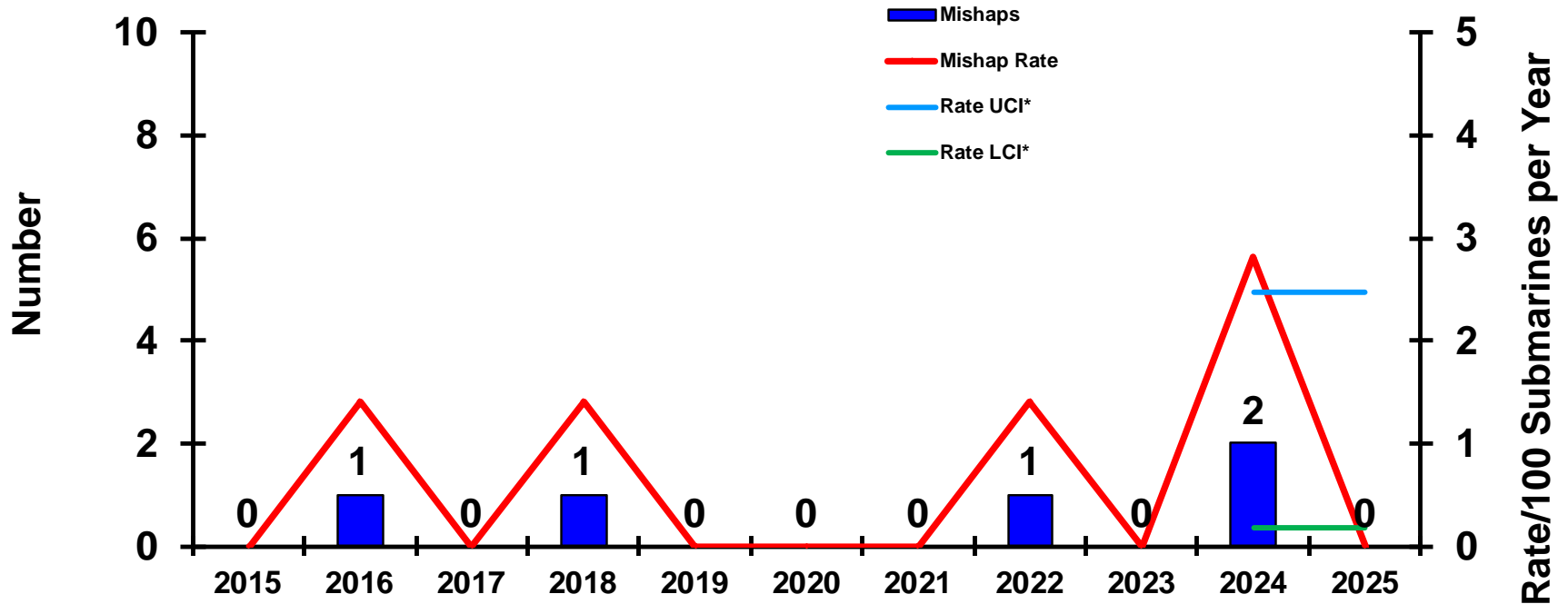


	<u>1-Apr-25</u>	<u>1-Apr-24</u>
<b>CLASS A MISHAPS/MISHAP RATE FY COMPARISON:</b>	3/2.03	0/0.00
<b>FY24 MISHAPS/MISHAP RATE:</b>	1/0.34	
<b>10-YEAR AVERAGE (FY15-FY24) MISHAPS/MISHAP RATE:</b>	3.50/1.18	

\*see last slide for definition of UCI/LCI



# CLASS 'A' - SUBMARINE MISHAPS

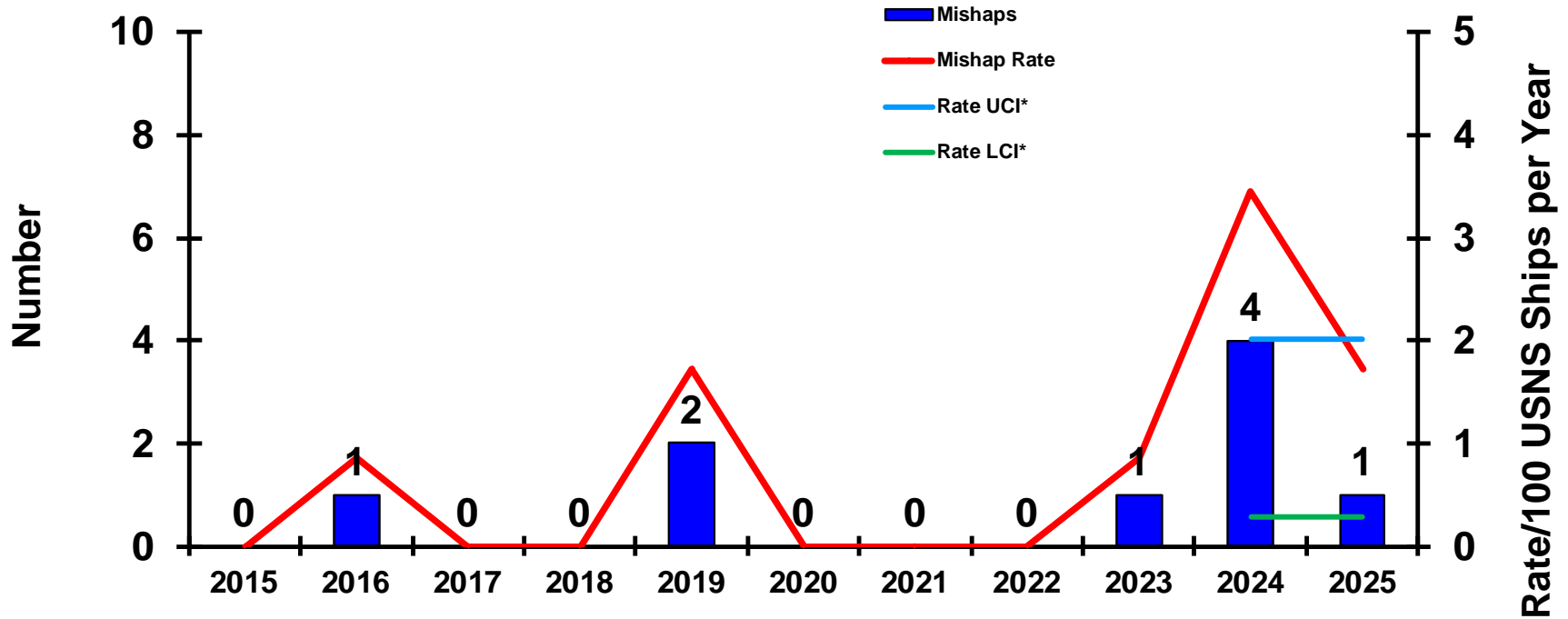


	<u>1-Apr-25</u>	<u>1-Apr-24</u>
<b>CLASS A MISHAPS/MISHAP RATE FY COMPARISON:</b>	0/0.00	1/2.82
<b>FY24 MISHAPS/MISHAP RATE:</b>	2/2.82	
<b>10-YEAR AVERAGE (FY15-FY24) MISHAPS/MISHAP RATE:</b>	0.50/0.70	

\*see last slide for definition of UCI/LCI



# CLASS 'A' - MILITARY SEALIFT COMMAND (MSC) AFLOAT MISHAPS



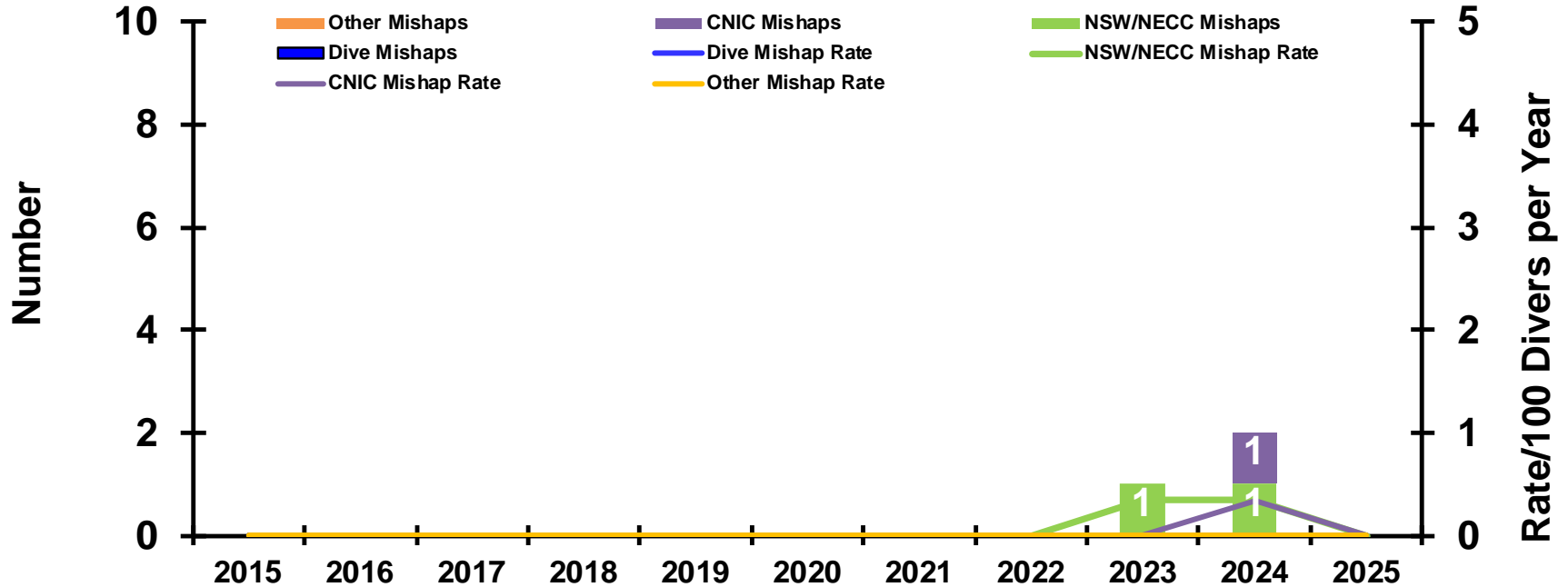
	<u>1-Apr-25</u>	<u>1-Apr-24</u>
<b>CLASS A MISHAPS/MISHAP RATE FY COMPARISON:</b>	1/1.73	2/3.46
<b>FY24 MISHAPS/MISHAP RATE:</b>	4/3.45	
<b>10-YEAR AVERAGE (FY15-FY24) MISHAPS/MISHAP RATE:</b>	0.80/0.69	

\*see last slide for definition of UCI/LCI





# CLASS 'A' – DIVE/CNIC/NSW/NECC/OTHER MISHAPS



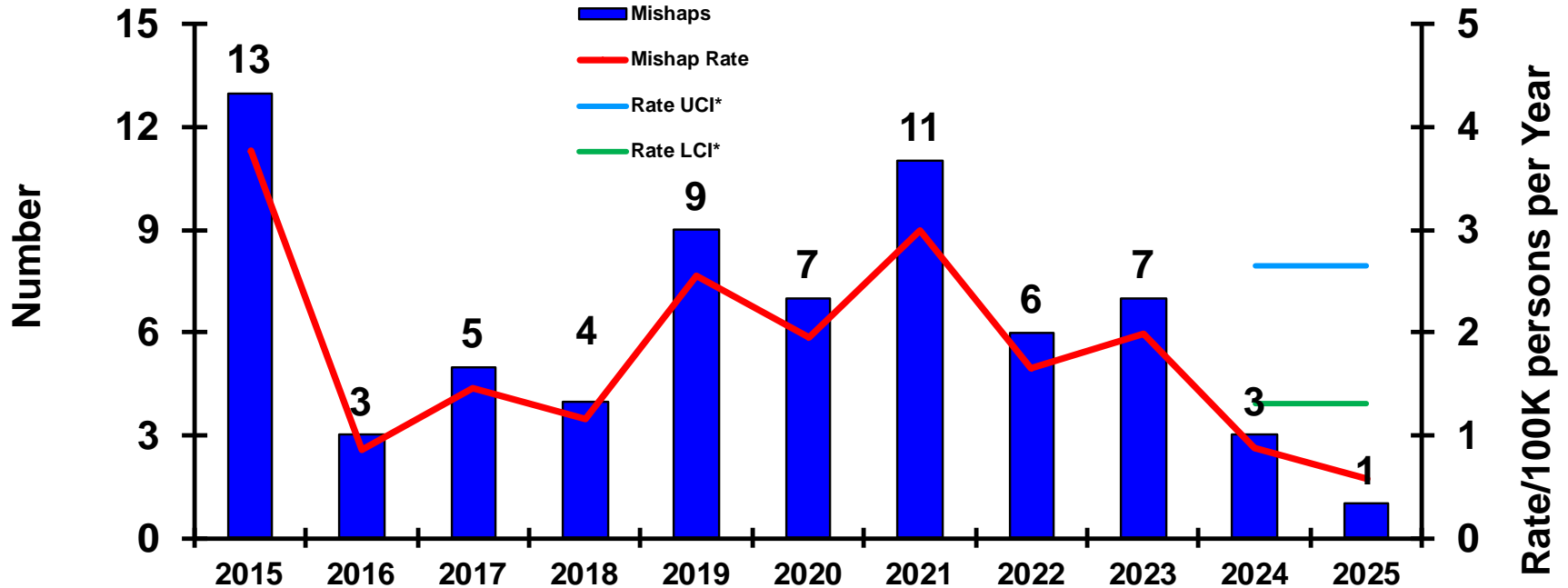
	Dive		NSW/NECC		CNIC		Other	
	1-Apr-25	1-Apr-24	1-Apr-25	1-Apr-24	1-Apr-25	1-Apr-24	1-Apr-25	1-Apr-24
<b>CLASS A COMPARISON:</b>	0/0.00	0/0.00	0/0.00	1/0.68	0/0.00	0/0.00	0/0.00	0/0.00
<b>FY24 MISHAPS/MISHAP RATE:</b>	0/0.00		1/0.34		1/0.34		0/0.00	0/0.00
<b>10-YEAR AVERAGE</b>	0.00/0.00		0.20/0.07		0.10/0.03		0.00/0.00	

\*see last slide for definition of UCI/LCI



# CLASS 'A' - SHORE ON-DUTY MISHAPS

(This slide is the summary slide for Slides 11-14. Slides 11-14 provide additional detailed information)

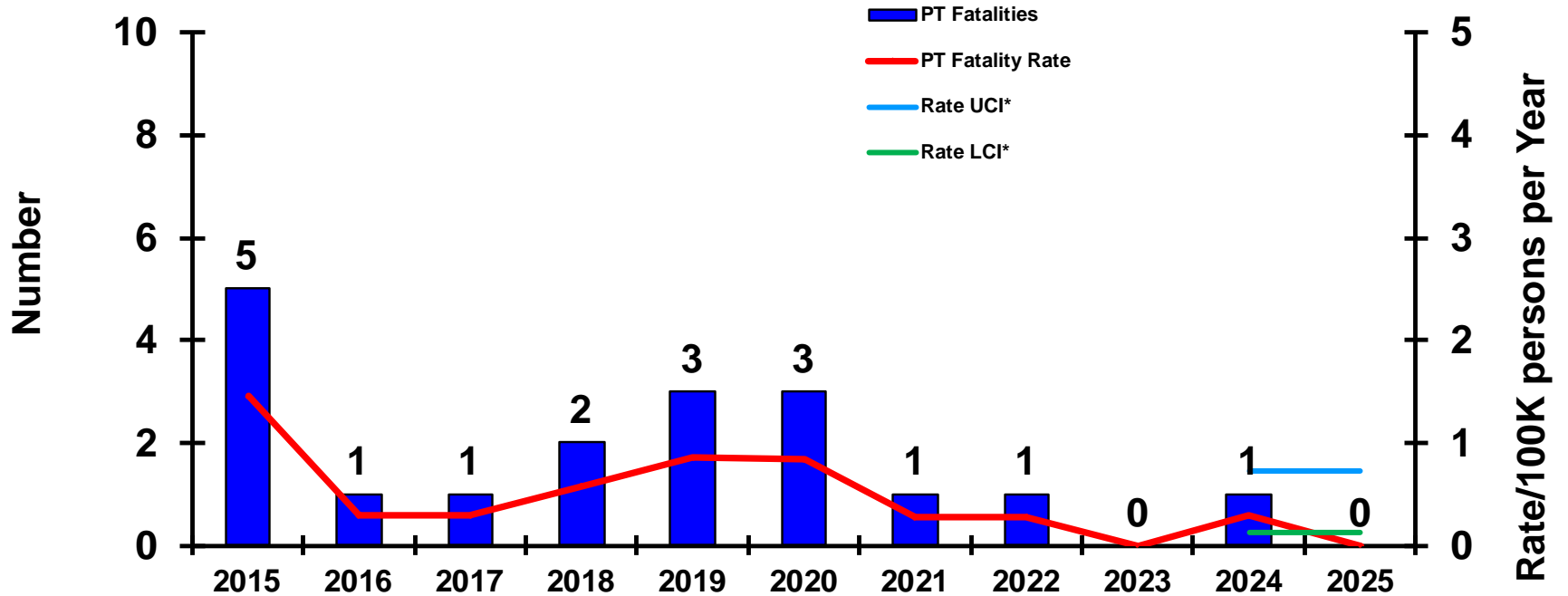


	1-Apr-25	1-Apr-24
<b>CLASS A MISHAPS/MISHAP RATE FY COMPARISON:</b>	1/0.58	1/0.58
<b>FY24 MISHAPS/MISHAP RATE:</b>	3/0.87	
<b>10-YEAR AVERAGE (FY15-FY24) MISHAPS/MISHAP RATE:</b>	6.80/1.93	

\*see last slide for definition of UCI/LCI



# CLASS 'A' - PHYSICAL TRAINING FATALITIES

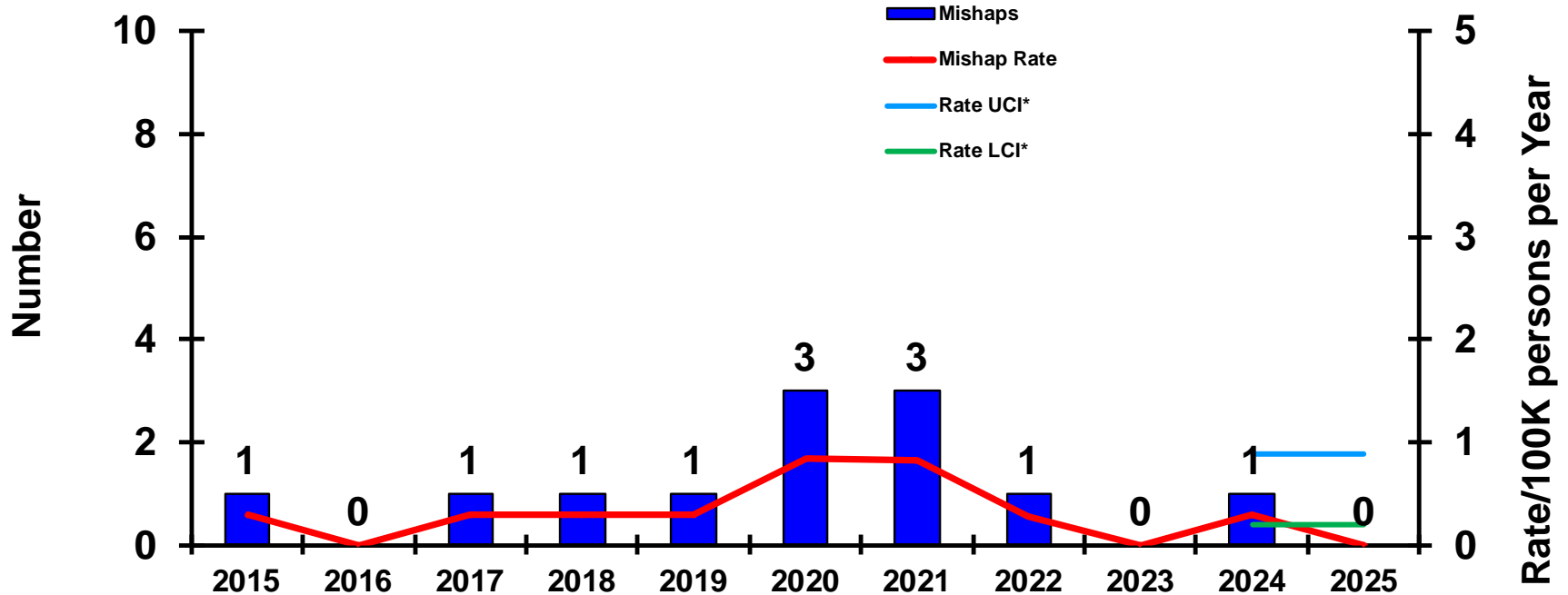


	1-Apr-25	1-Apr-24
<b>CLASS A FATALITIES/FATALITY RATE FY COMPARISON:</b>	0/0.00	0/0.00
<b>FY24 FATALITIES/FATALITY RATE:</b>	1/0.29	
<b>10-YEAR AVERAGE (FY15-FY24) FATALITIES/FATALITY RATE:</b>	1.80/0.51	

\*see last slide for definition of UCI/LCI



# CLASS 'A' - ON-DUTY MOTOR VEHICLE (MV) MISHAPS

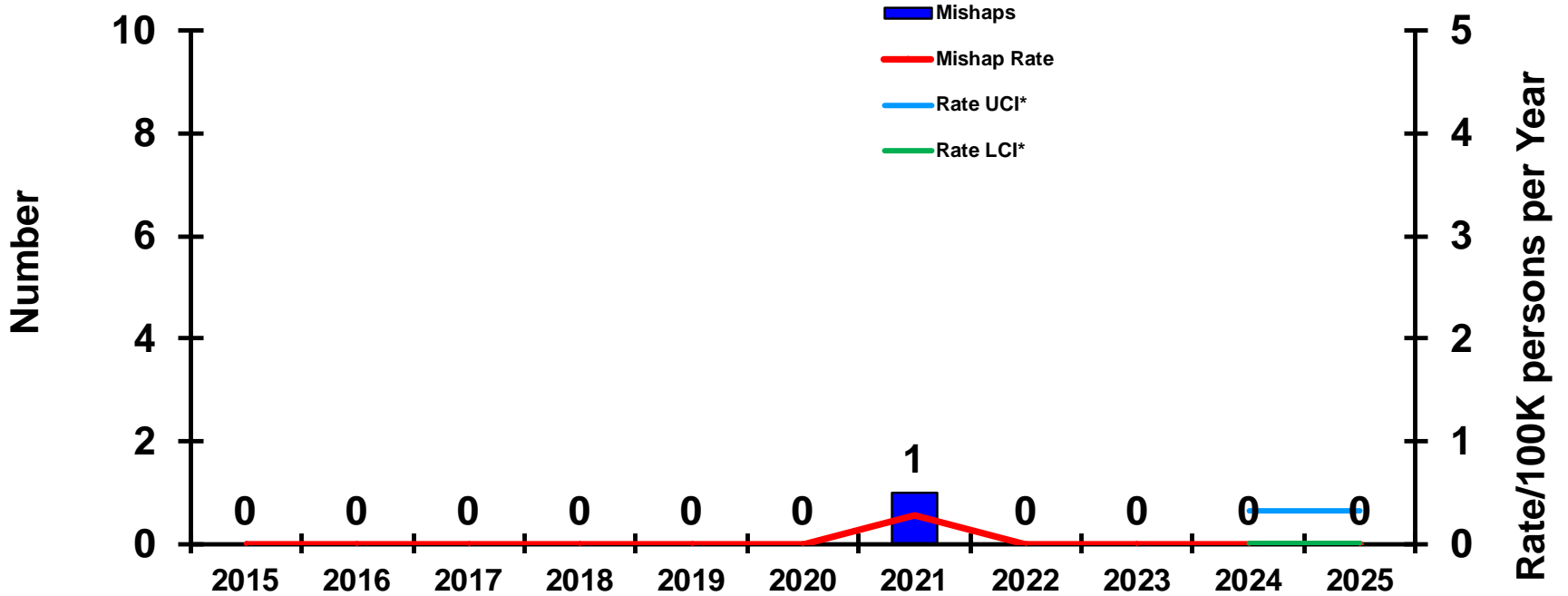


	<u>1-Apr-25</u>	<u>1-Apr-24</u>
<b>CLASS A MISHAPS/MISHAP RATE FY COMPARISON:</b>	0/0.00	1/0.58
<b>FY24 MISHAPS/MISHAP RATE:</b>	1/0.29	
<b>10-YEAR AVERAGE (FY15-FY24) MISHAPS/MISHAP RATE:</b>	1.20/0.34	

\*see last slide for definition of UCI/LCI



# CLASS 'A' - TACTICAL VEHICLE (TACVEH) MISHAPS

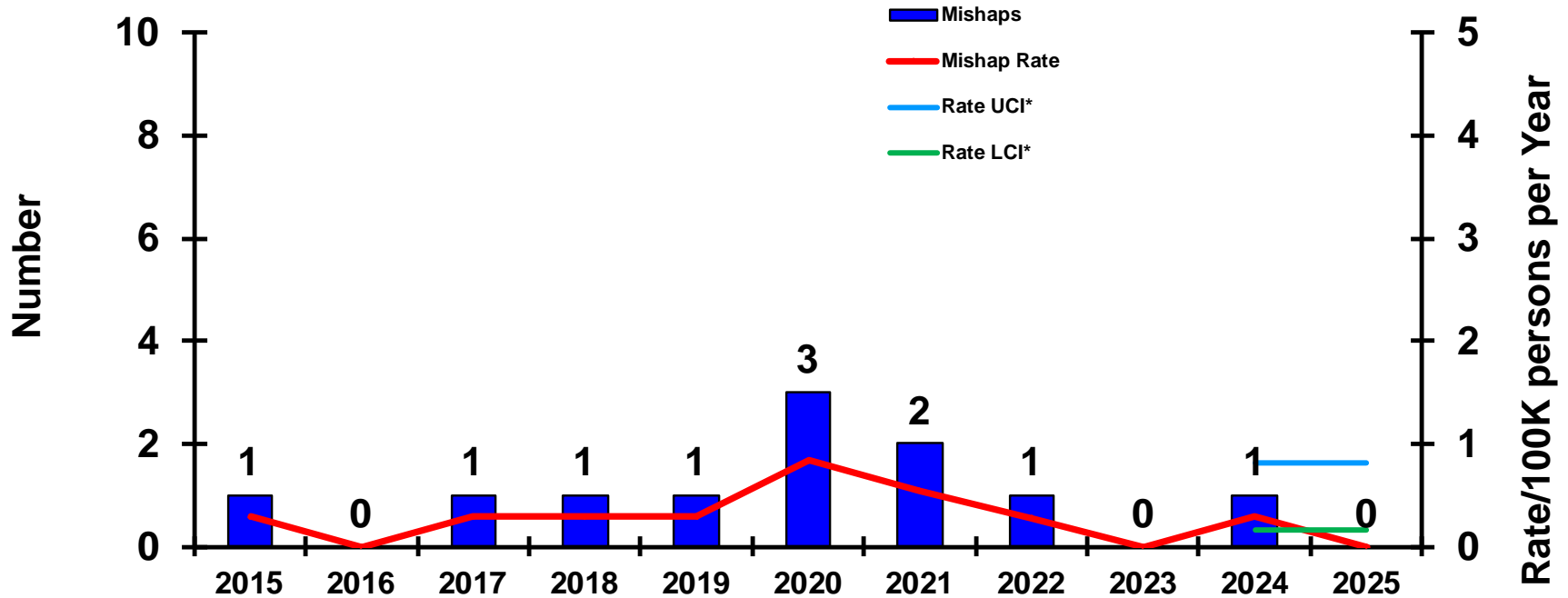


	<u>1-Apr-25</u>	<u>1-Apr-24</u>
<b>CLASS A MISHAPS/MISHAP RATE FY COMPARISON:</b>	0/0.00	0/0.00
<b>FY24 MISHAPS/MISHAP RATE:</b>	0/0.00	
<b>10-YEAR AVERAGE (FY15-FY24) MISHAPS/MISHAP RATE:</b>	0.10/0.03	

\*see last slide for definition of UCI/LCI



# CLASS 'A' - COMMERCIAL VEHICLE (COMMVEH) MISHAPS

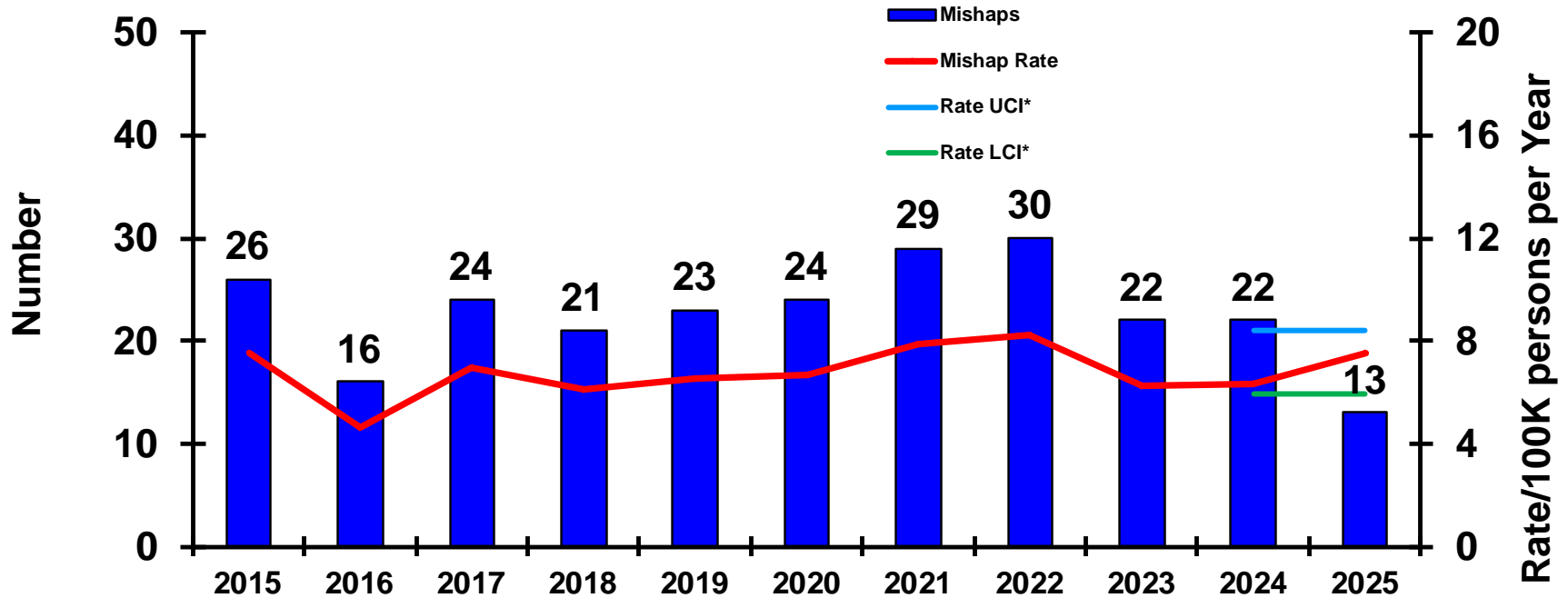


	<u>1-Apr-25</u>	<u>1-Apr-24</u>
<b>CLASS A MISHAPS/MISHAP RATE FY COMPARISON:</b>	0/0.00	1/0.58
<b>FY24 MISHAPS/MISHAP RATE:</b>	1/0.29	
<b>10-YEAR AVERAGE (FY15-FY24) MISHAPS/MISHAP RATE:</b>	1.10/0.31	

\*see last slide for definition of UCI/LCI



# CLASS 'A' - ON-DUTY MISHAPS

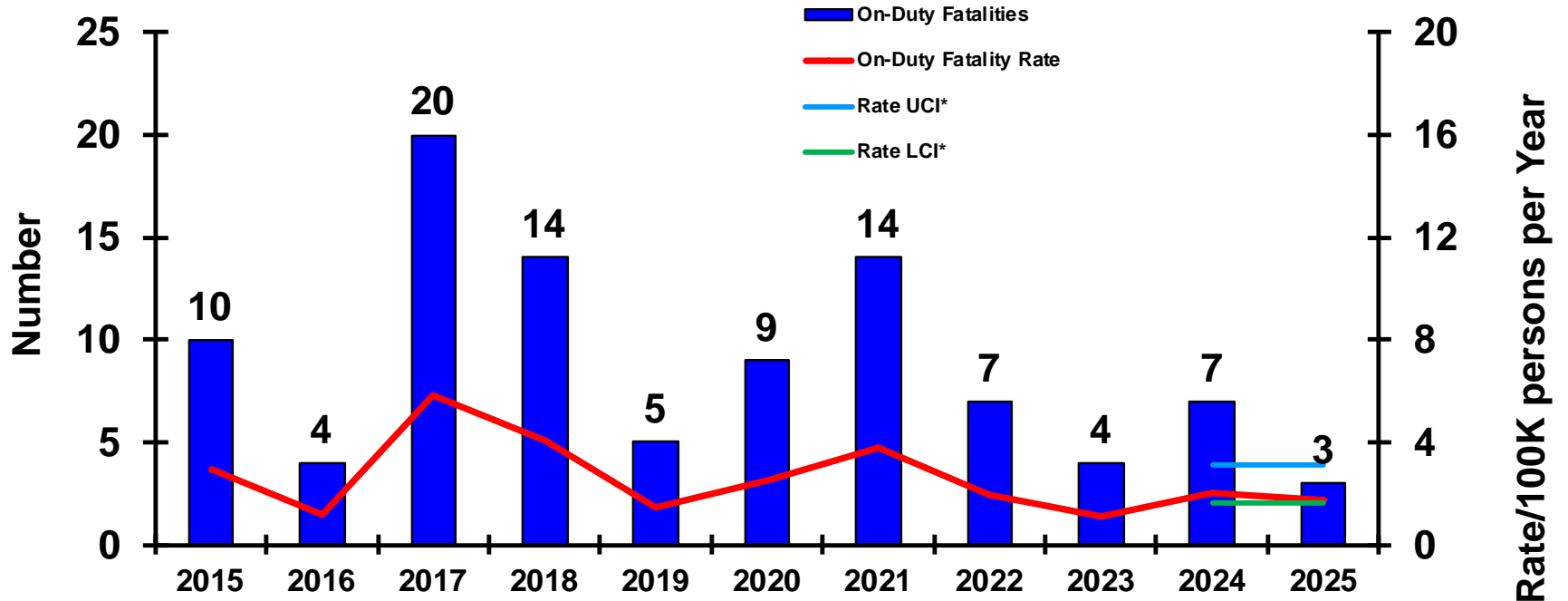


	<u>1-Apr-25</u>	<u>1-Apr-24</u>
<b>CLASS A MISHAPS/MISHAP RATE FY COMPARISON:</b>	13/7.53	12/6.95
<b>FY24 MISHAPS/MISHAP RATE:</b>	22/6.35	
<b>10-YEAR AVERAGE (FY15-FY24) MISHAPS/MISHAP RATE:</b>	23.70/6.73	

\*see last slide for definition of UCI/LCI



# CLASS 'A' - ON-DUTY FATALITIES



Slide does not show Government Civilian Fatalities: FY25 - 0

Slide does not show Permanent Total Disability (PTD) : FY25 - 0

	<u>1-Apr-25</u>	<u>1-Apr-24</u>
<b>CLASS A FATALITIES/FATALITY RATE FY COMPARISON:</b>	3/1.74	3/1.74
<b>FY24 FATALITIES/FATALITY RATE:</b>	7/2.02	
<b>10-YEAR AVERAGE (FY15-FY24) FATALITIES/FATALITY RATE:</b>	9.40/2.67	

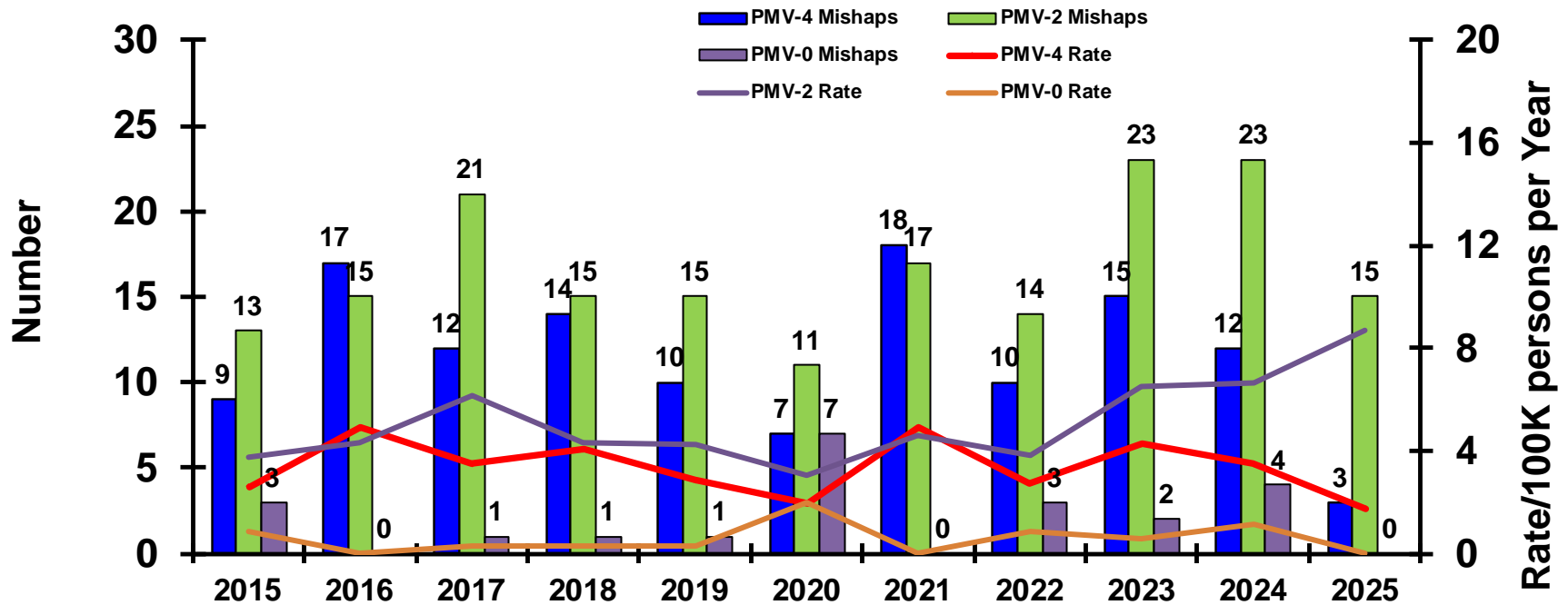
\*see last slide for definition of UCI/LCI





# CLASS 'A' - PRIVATE MOTOR VEHICLES (PMV) MISHAPS

(This slide is the summary slide for Slides 18-21. Slides 18-21 provide additional detailed information)



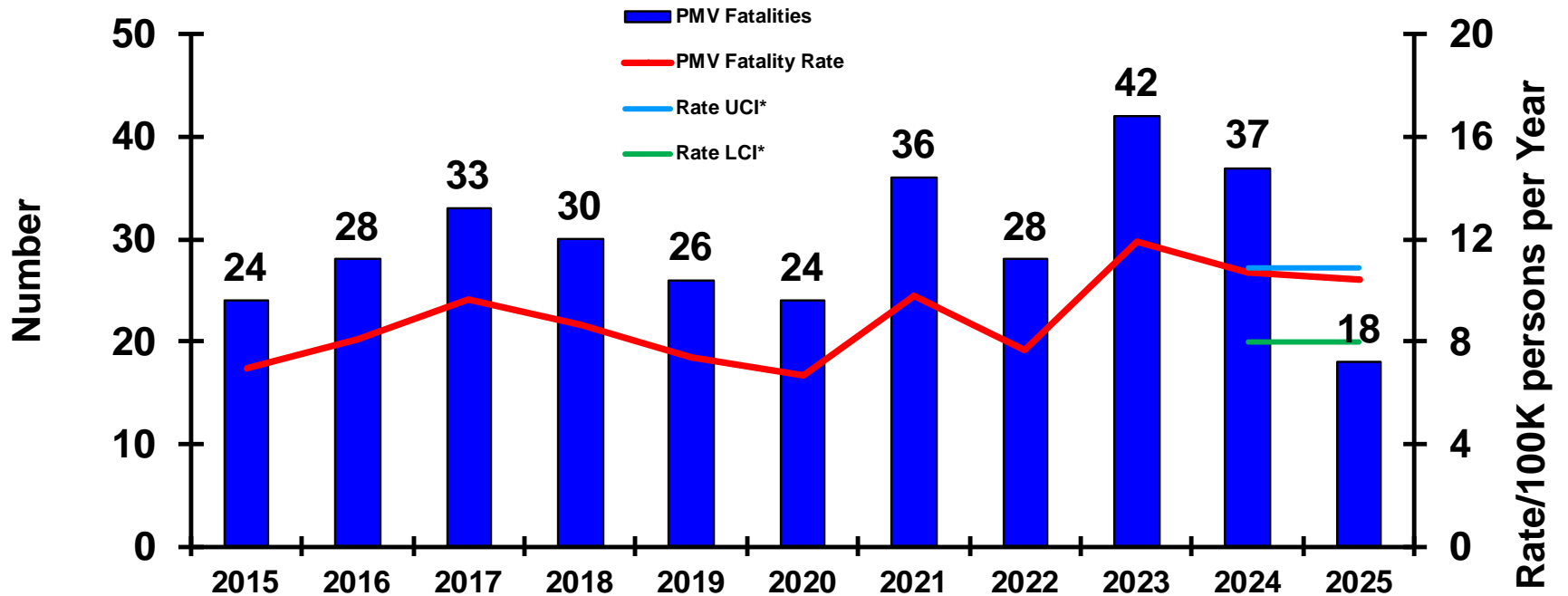
	PMV-4		PMV-2		PMV-0	
	1-Apr-25	1-Apr-24	1-Apr-25	1-Apr-24	1-Apr-25	1-Apr-24
<b>CLASS A MISHAPS/MISHAP RATE FY COMPARISON:</b>	3/1.74	3/1.74	15/8.69	11/6.37	0/0.00	3/1.74
<b>FY24 MISHAPS/MISHAP RATE:</b>	12/3.47		23/6.64		4/1.16	
<b>10-YEAR AVERAGE (FY15-FY24) MISHAPS/MISHAP RATE:</b>	12.40/3.52		16.70/4.74		2.20/0.62	

\*see last slide for definition of UCI/LCI



# CLASS 'A' - PRIVATE MOTOR VEHICLE (PMV) FATALITIES

(This slide is the summary slide for Slides 19-21. Slides 19-21 provide additional detailed information)

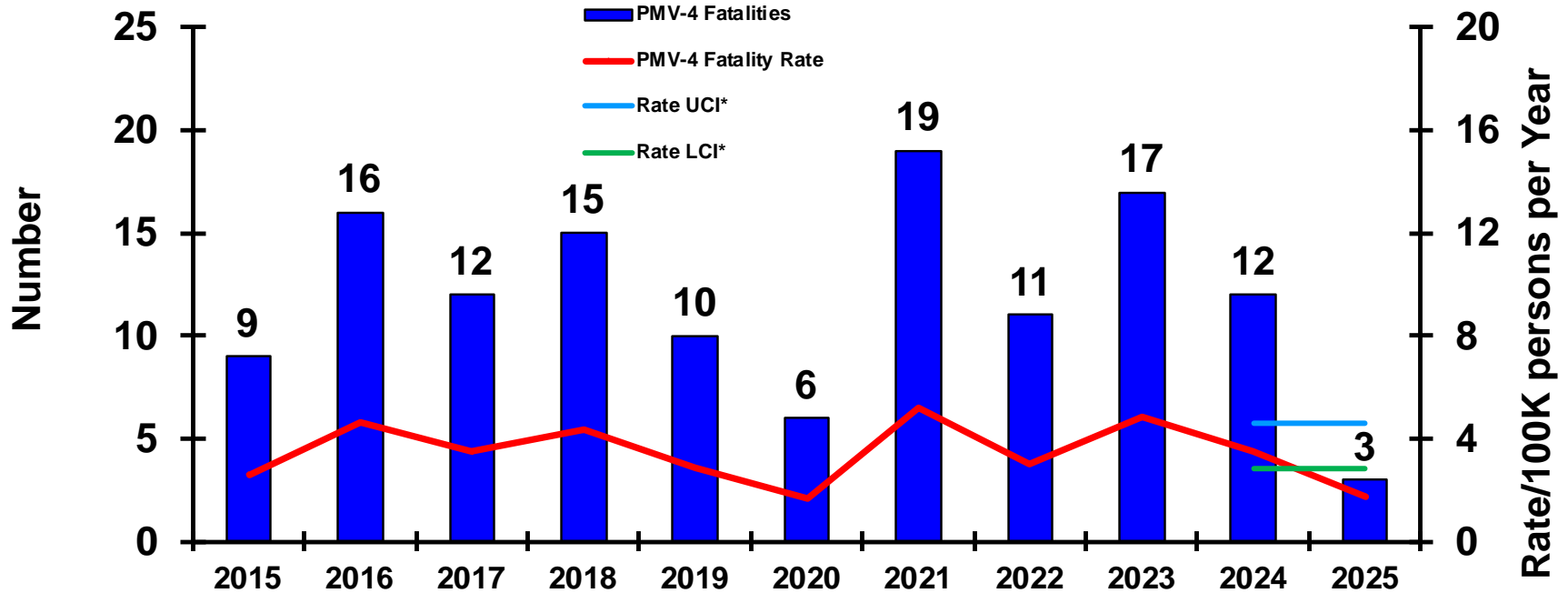


	<u>1-Apr-25</u>	<u>1-Apr-24</u>
<b>CLASS A FATALITIES/FATALITY RATE FY COMPARISON:</b>	18/10.42	14/8.11
<b>FY24 FATALITIES/FATALITY RATE:</b>	37/10.68	
<b>10-YEAR AVERAGE (FY15-FY24) FATALITIES/FATALITY RATE:</b>	30.80/8.74	

\*see last slide for definition of UCI/LCI



# CLASS 'A' - AUTOMOBILE (PMV-4) FATALITIES

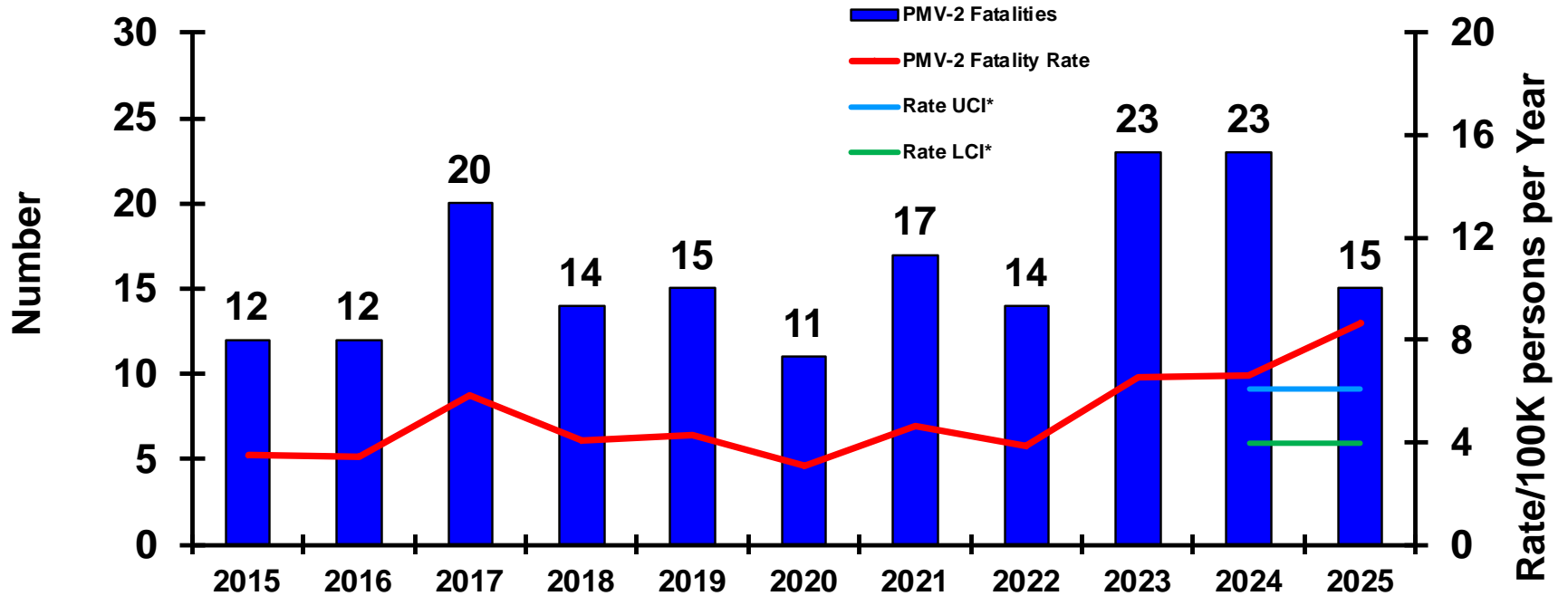


	<u>1-Apr-25</u>	<u>1-Apr-24</u>
<b>CLASS A FATALITIES/FATALITY RATE FY COMPARISON:</b>	3/1.74	3/1.74
<b>FY24 FATALITIES/FATALITY RATE:</b>	12/3.47	
<b>10-YEAR AVERAGE (FY15-FY24) FATALITIES/FATALITY RATE:</b>	12.70/3.60	

\*see last slide for definition of UCI/LCI



# CLASS 'A' - MOTORCYCLE (PMV-2) FATALITIES

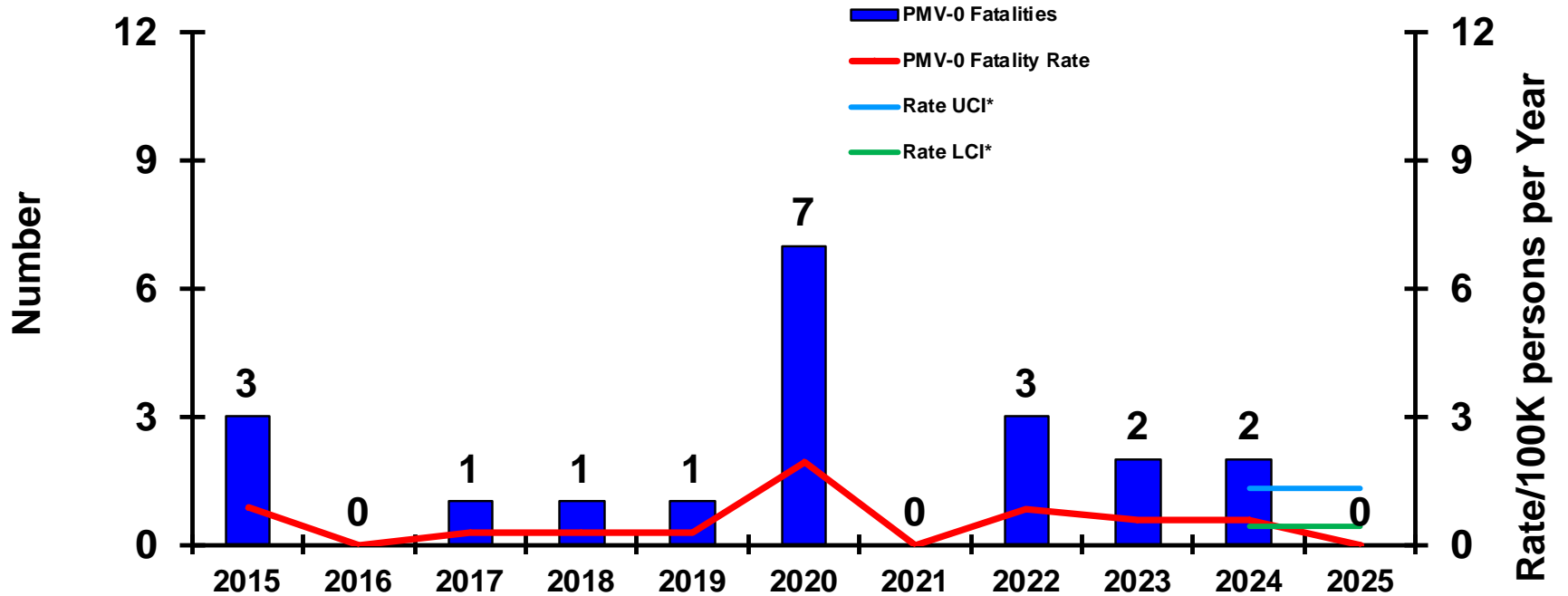


	<u>1-Apr-25</u>	<u>1-Apr-24</u>
<b>CLASS A FATALITIES/FATALITY RATE FY COMPARISON:</b>	15/8.69	10/5.79
<b>FY24 FATALITIES/FATALITY RATE:</b>	23/6.64	
<b>10-YEAR AVERAGE (FY15-FY24) FATALITIES/FATALITY RATE:</b>	16.10/4.57	

\*see last slide for definition of UCI/LCI



# CLASS 'A' - PEDESTRIAN (PMV-0) FATALITIES

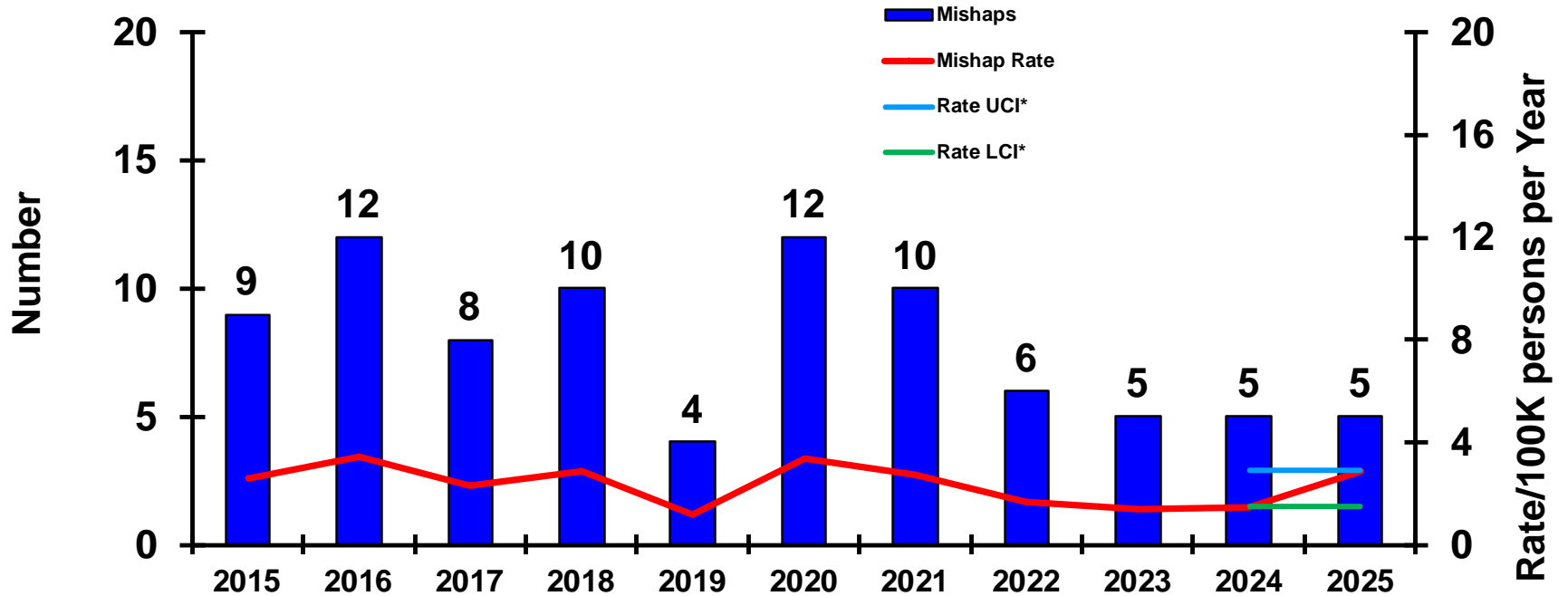


	1-Apr-25	1-Apr-24
<b>CLASS A FATALITIES/FATALITY RATE FY COMPARISON:</b>	0/0.00	1/0.58
<b>FY24 FATALITIES/FATALITY RATE:</b>	2/0.58	
<b>10-YEAR AVERAGE (FY15-FY24) FATALITIES/FATALITY RATE:</b>	2.00/0.57	

\*see last slide for definition of UCI/LCI



# CLASS 'A' - OFF-DUTY/REC MISHAPS

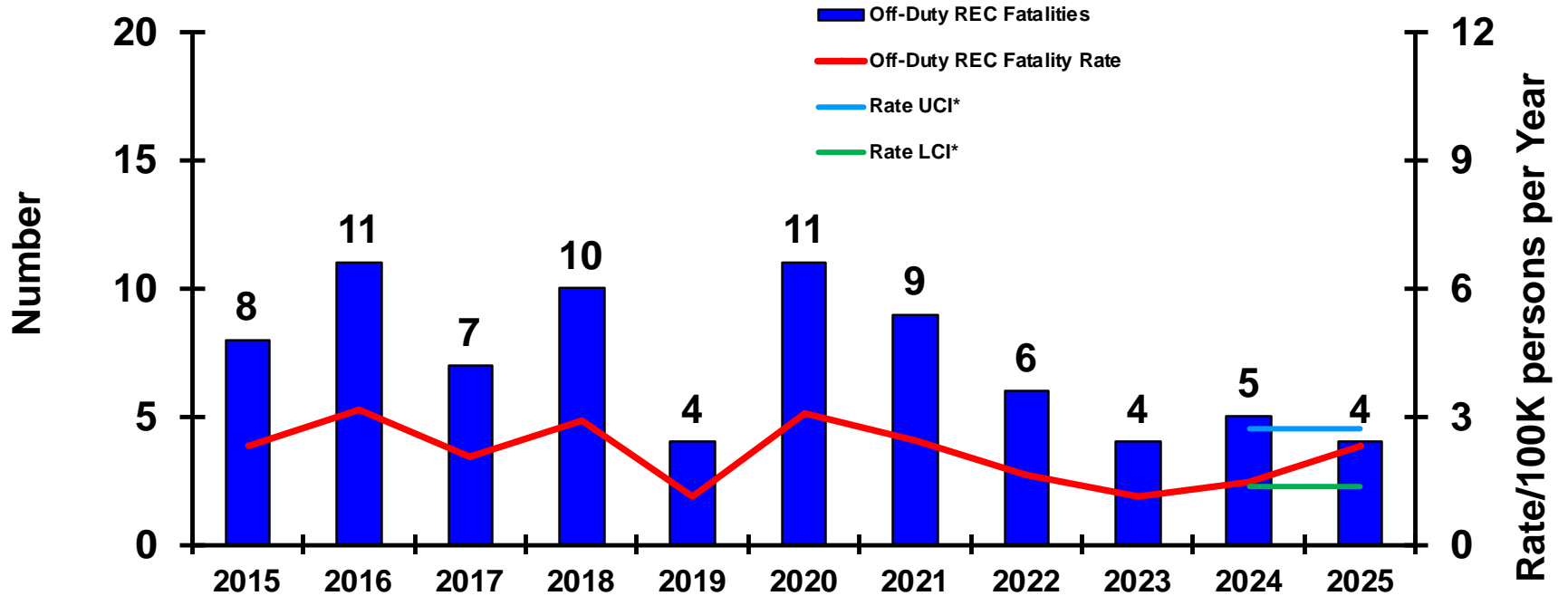


	<u>1-Apr-25</u>	<u>1-Apr-24</u>
<b>CLASS A MISHAPS/MISHAP RATE FY COMPARISON:</b>	5/2.90	2/1.16
<b>FY24 MISHAPS/MISHAP RATE:</b>	5/1.44	
<b>10-YEAR AVERAGE (FY15-FY24) MISHAPS/MISHAP RATE:</b>	8.10/2.30	

\*see last slide for definition of UCI/LCI



# CLASS 'A' - OFF-DUTY/REC FATALITIES



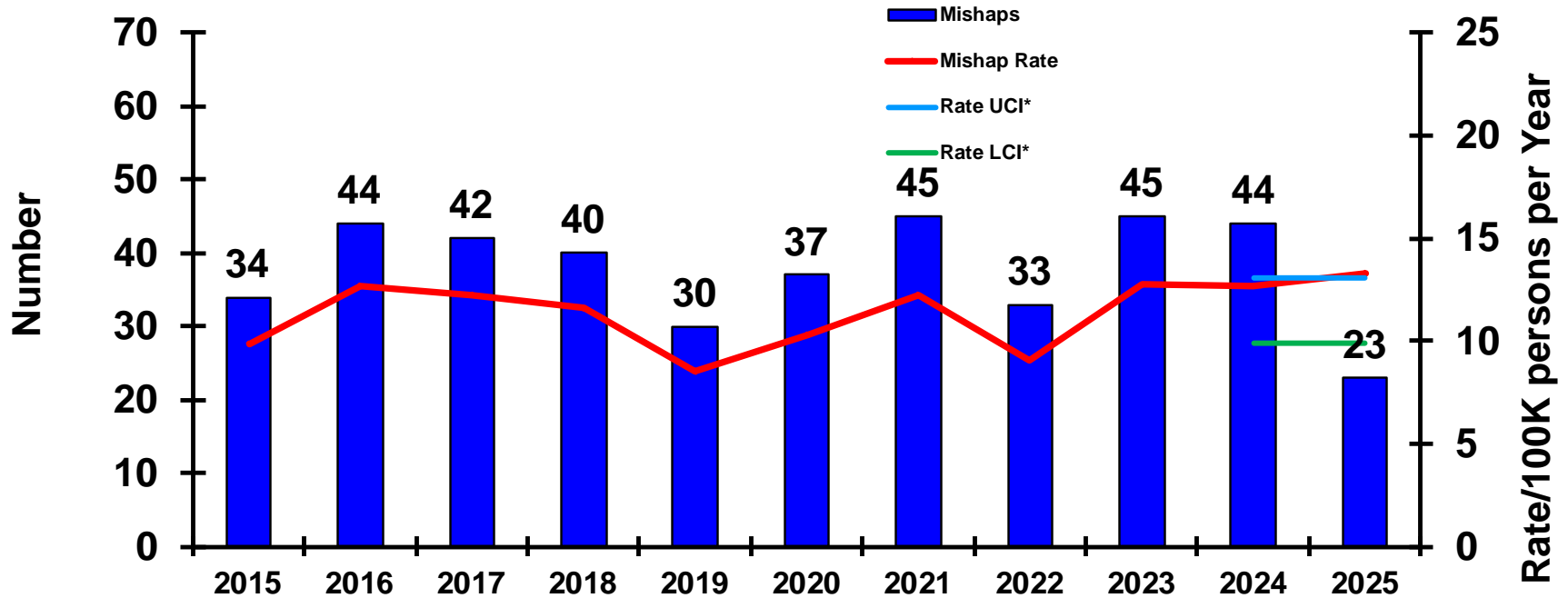
Slide does not show Permanent Total Disability (PTD) : FY25 - 2

	1-Apr-25	1-Apr-24
<b>CLASS A FATALITIES/FATALITY RATE FY COMPARISON:</b>	4/2.32	2/1.16
<b>FY24 FATALITIES/FATALITY RATE:</b>	5/1.44	
<b>10-YEAR AVERAGE (FY15-FY24) FATALITIES/FATALITY RATE:</b>	7.50/2.13	

\*see last slide for definition of UCI/LCI



# CLASS 'A' - OFF-DUTY MISHAPS



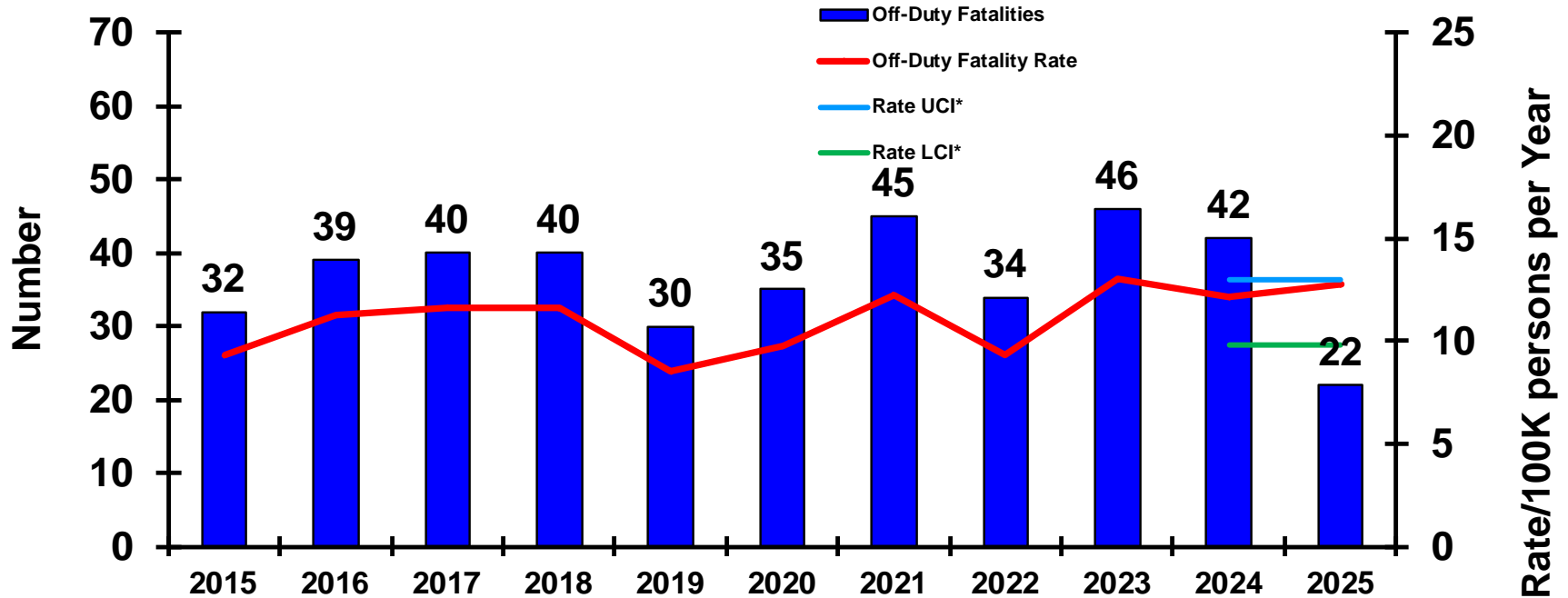
	<u>1-Apr-25</u>	<u>1-Apr-24</u>
<b>CLASS A MISHAPS/MISHAP RATE FY COMPARISON:</b>	23/13.32	19/11.00
<b>FY24 MISHAPS/MISHAP RATE:</b>	44/12.71	
<b>10-YEAR AVERAGE (FY15-FY24) MISHAPS/MISHAP RATE:</b>	39.40/11.18	

\*see last slide for definition of UCI/LCI





# CLASS 'A' - OFF-DUTY FATALITIES



Slide does not show Government Civilian Fatalities: FY25 - 0

Slide does not show Permanent Total Disability (PTD) : FY25 - 2

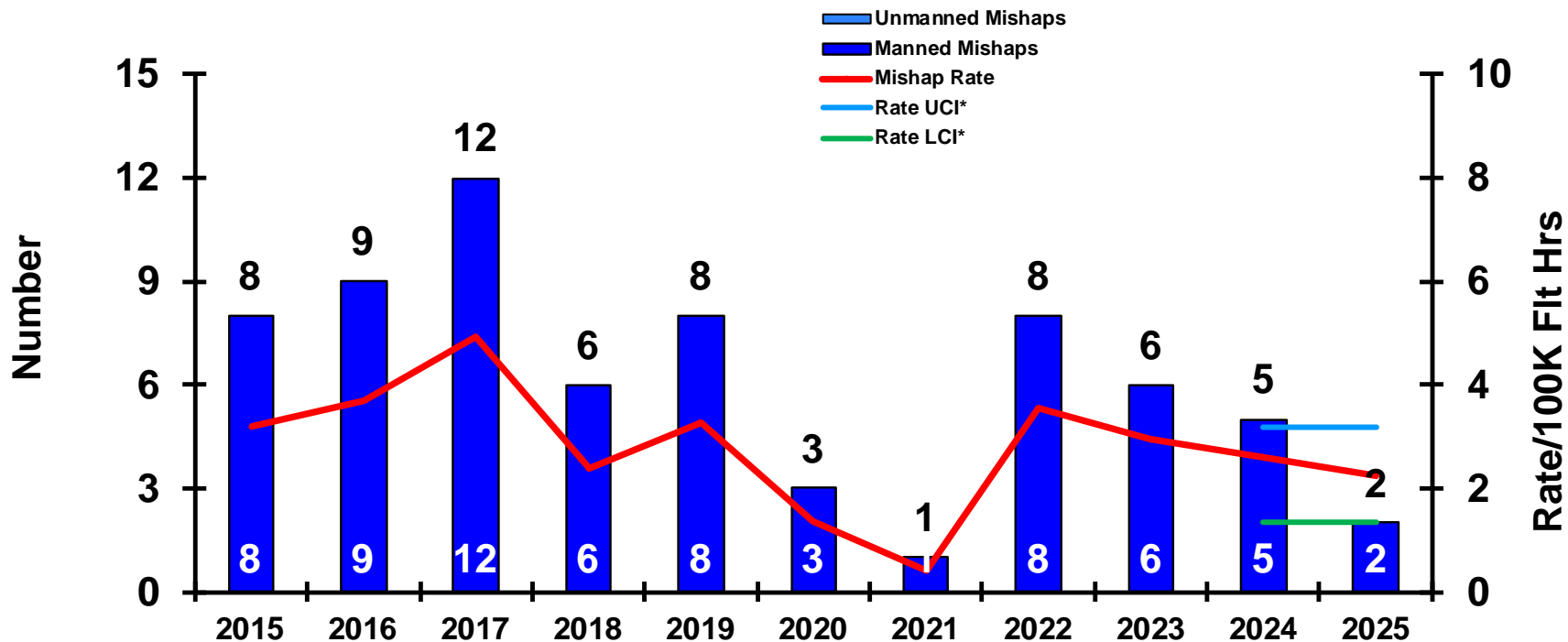
	<u>1-Apr-25</u>	<u>1-Apr-24</u>
<b>CLASS A FATALITIES/FATALITY RATE FY COMPARISON:</b>	22/12.74	16/9.27
<b>FY24 FATALITIES/FATALITY RATE:</b>	42/12.13	
<b>10-YEAR AVERAGE (FY15-FY24) FATALITIES/FATALITY RATE:</b>	38.30/10.87	

\*see last slide for definition of UCI/LCI



# CLASS 'A' - AVIATION MISHAPS

(This slide is the summary slide for Slides 29-31. Slides 29-31 provide additional detailed information)

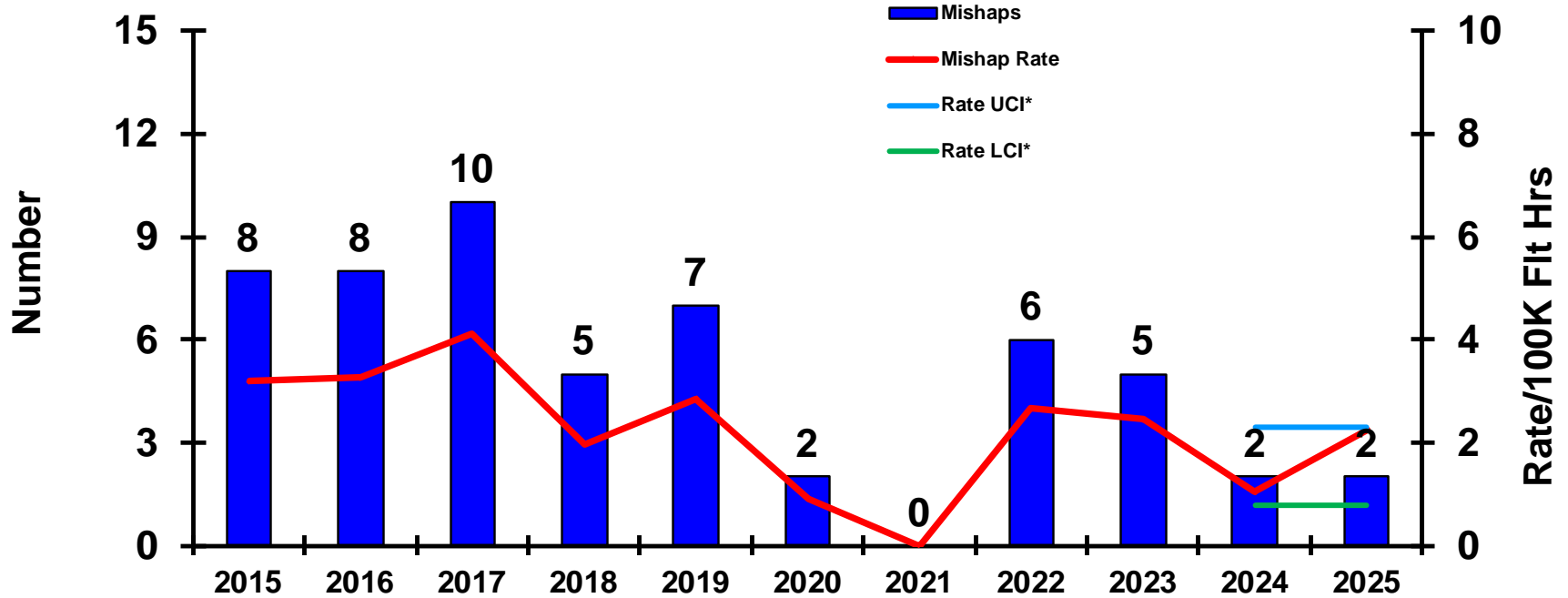


	<u>1-Apr-25</u>	<u>1-Apr-24</u>
<b>CLASS A MISHAPS/MISHAP RATE FY COMPARISON:</b>	2/2.24	3/3.13
<b>FY24 MISHAPS/MISHAP RATE:</b>	5/2.60	
<b>10-YEAR AVERAGE (FY15-FY24) MISHAPS/MISHAP RATE:</b>	6.60/2.85	



# CLASS 'A' - FLIGHT MISHAPS

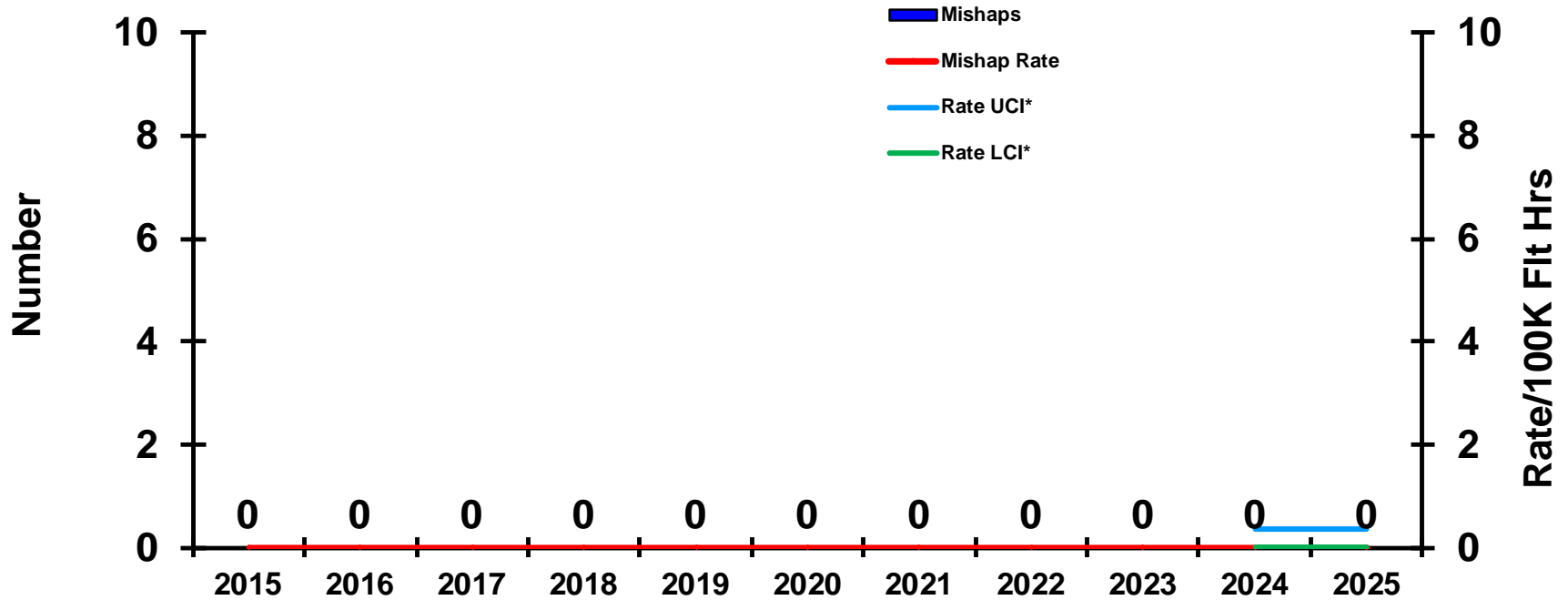
*Manned Aircraft Only*



	<u>1-Apr-25</u>	<u>1-Apr-24</u>
<b>CLASS A MISHAPS/MISHAP RATE FY COMPARISON:</b>	2/2.24	2/2.08
<b>FY24 MISHAPS/MISHAP RATE:</b>	2/1.04	
<b>10-YEAR AVERAGE (FY15-FY24) MISHAPS/MISHAP RATE:</b>	5.30/2.29	



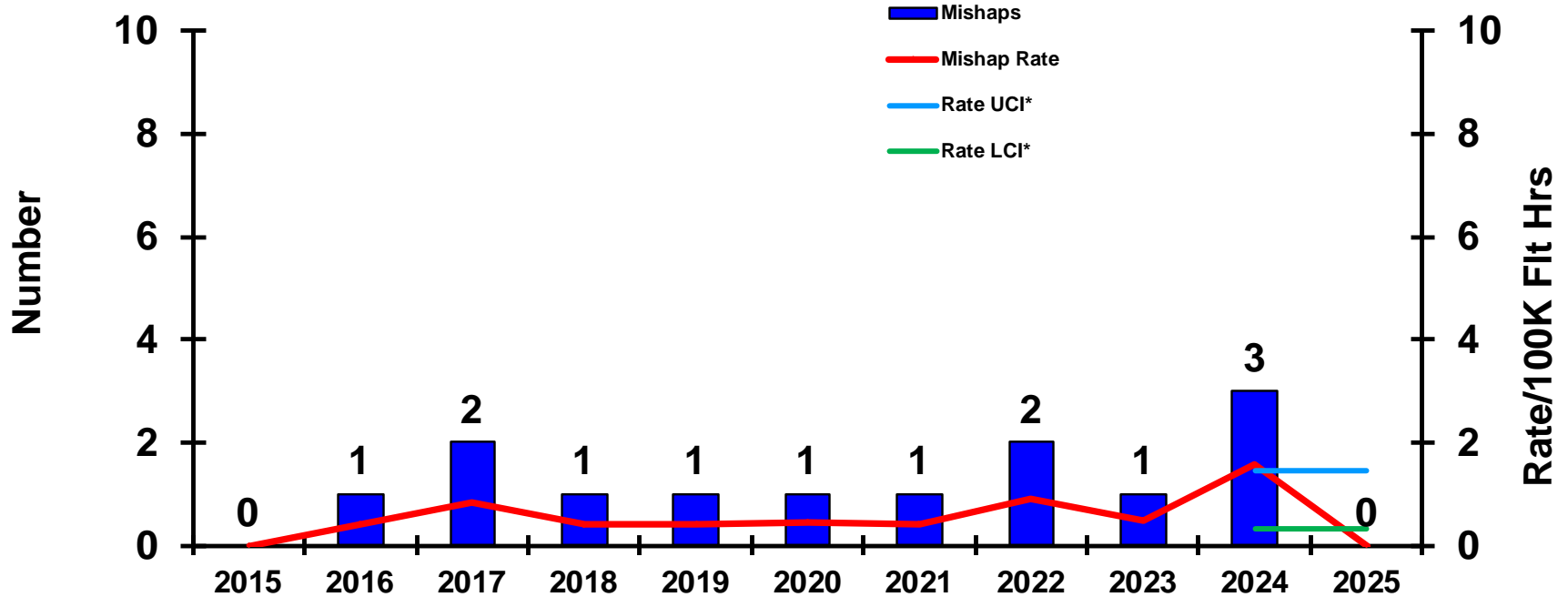
# CLASS 'A' - FLIGHT-RELATED (FREL) MISHAPS *Manned Aircraft Only*



	<u>1-Apr-25</u>	<u>1-Apr-24</u>
<b>CLASS A MISHAPS/MISHAP RATE FY COMPARISON:</b>	0/0.00	0/0.00
<b>FY24 MISHAPS/MISHAP RATE:</b>	0/0.00	
<b>10-YEAR AVERAGE (FY15-FY24) MISHAPS/MISHAP RATE:</b>	0.00/0.00	



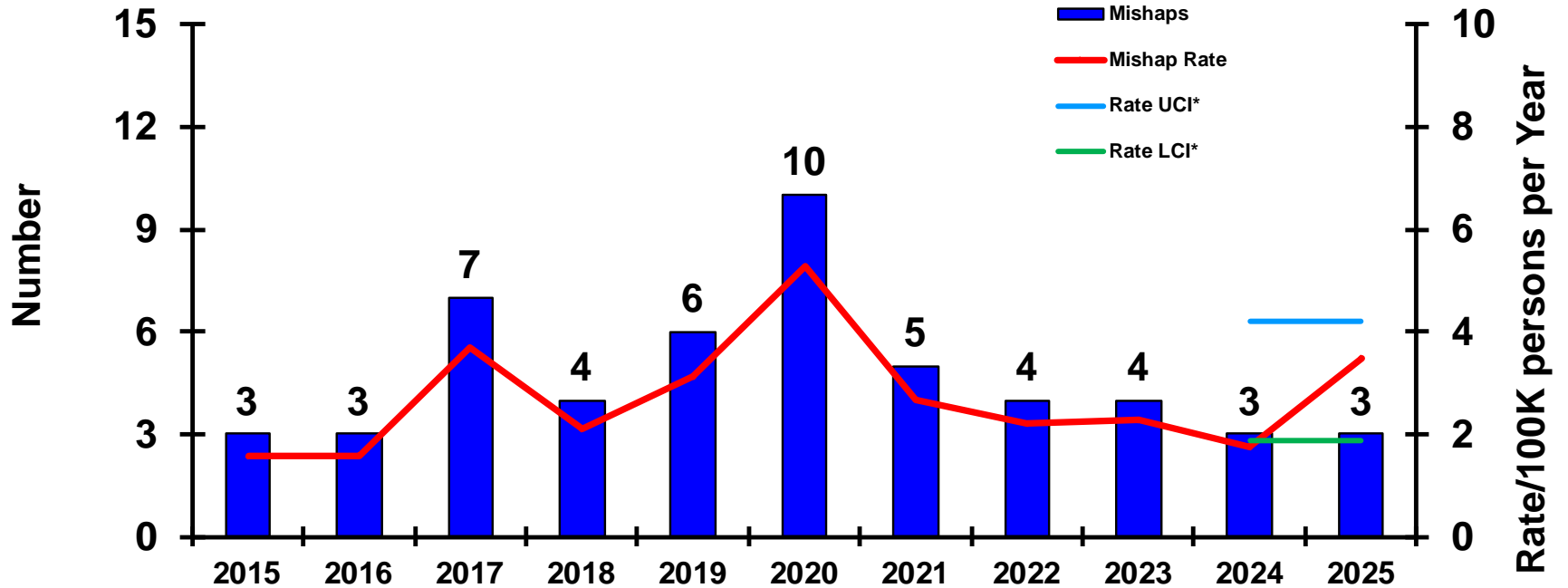
# CLASS 'A' - AVIATION GROUND MISHAPS (AGM) *Manned Aircraft Only*



	<u>1-Apr-25</u>	<u>1-Apr-24</u>
<b>CLASS A MISHAPS/MISHAP RATE FY COMPARISON:</b>	0/0.00	1/1.04
<b>FY24 MISHAPS/MISHAP RATE:</b>	3/1.56	
<b>10-YEAR AVERAGE (FY15-FY24) MISHAPS/MISHAP RATE:</b>	1.30/0.56	



# CLASS 'A' - GROUND ON-DUTY MISHAPS



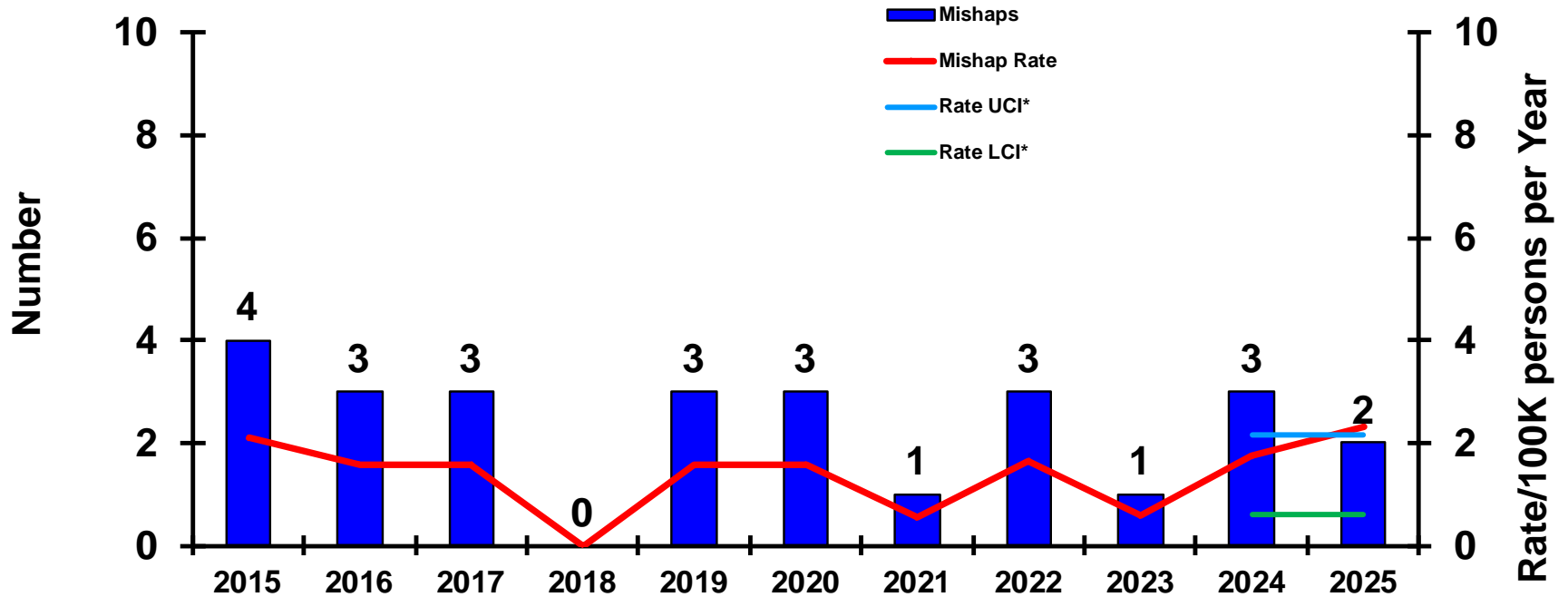
	<u>1-Apr-25</u>	<u>1-Apr-24</u>
<b>CLASS A MISHAPS/MISHAP RATE FY COMPARISON:</b>	3/3.49	2/2.32
<b>FY24 MISHAPS/MISHAP RATE:</b>	3/1.74	
<b>10-YEAR AVERAGE (FY15-FY24) MISHAPS/MISHAP RATE:</b>	4.90/2.63	

\*see last slide for definition of UCI/LCI



# CLASS 'A' - ON-DUTY MOTOR VEHICLE (MV) MISHAPS

(This slide is the summary slide for Slides 34-36. Slides 34-36 provide additional detailed information)

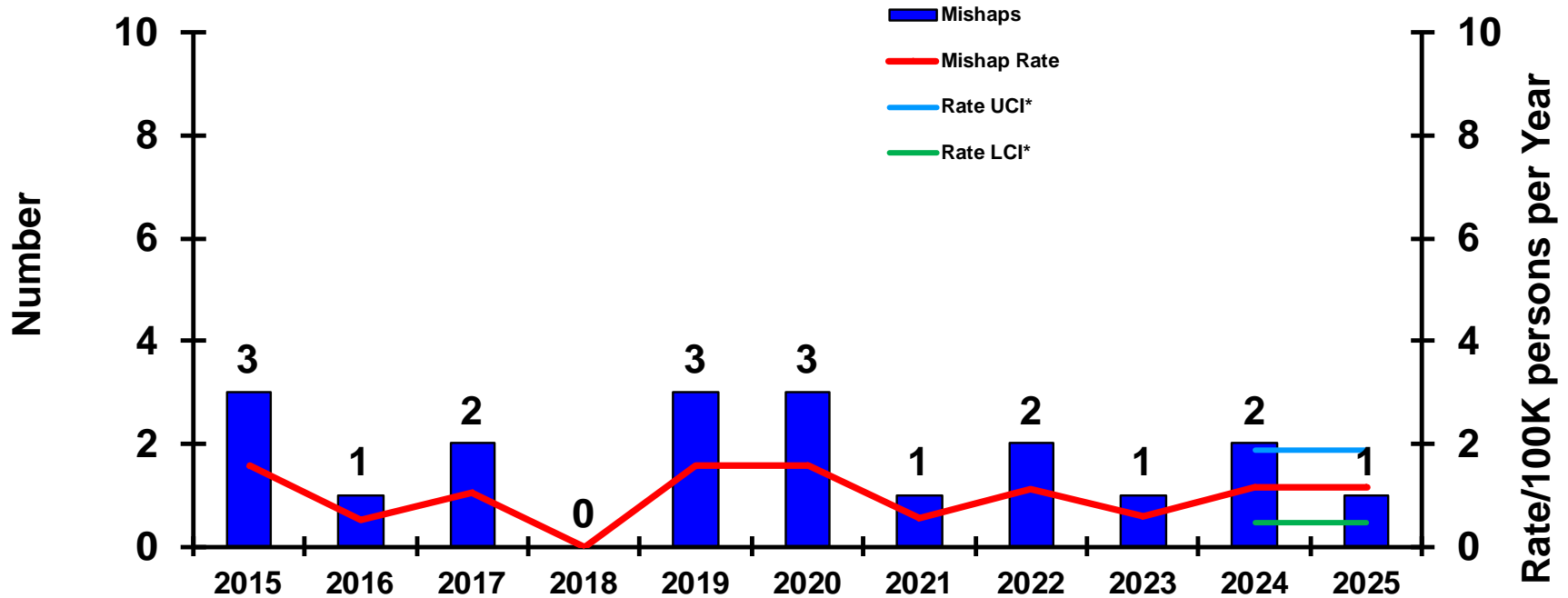


	<u>1-Apr-25</u>	<u>1-Apr-24</u>
<b>CLASS A MISHAPS/MISHAP RATE FY COMPARISON:</b>	2/2.32	2/2.32
<b>FY24 MISHAPS/MISHAP RATE:</b>	3/1.74	
<b>10-YEAR AVERAGE (FY15-FY24) MISHAPS/MISHAP RATE:</b>	2.40/1.29	

\*see last slide for definition of UCI/LCI



# CLASS 'A' - TACTICAL VEHICLE (TACVEH) MISHAPS



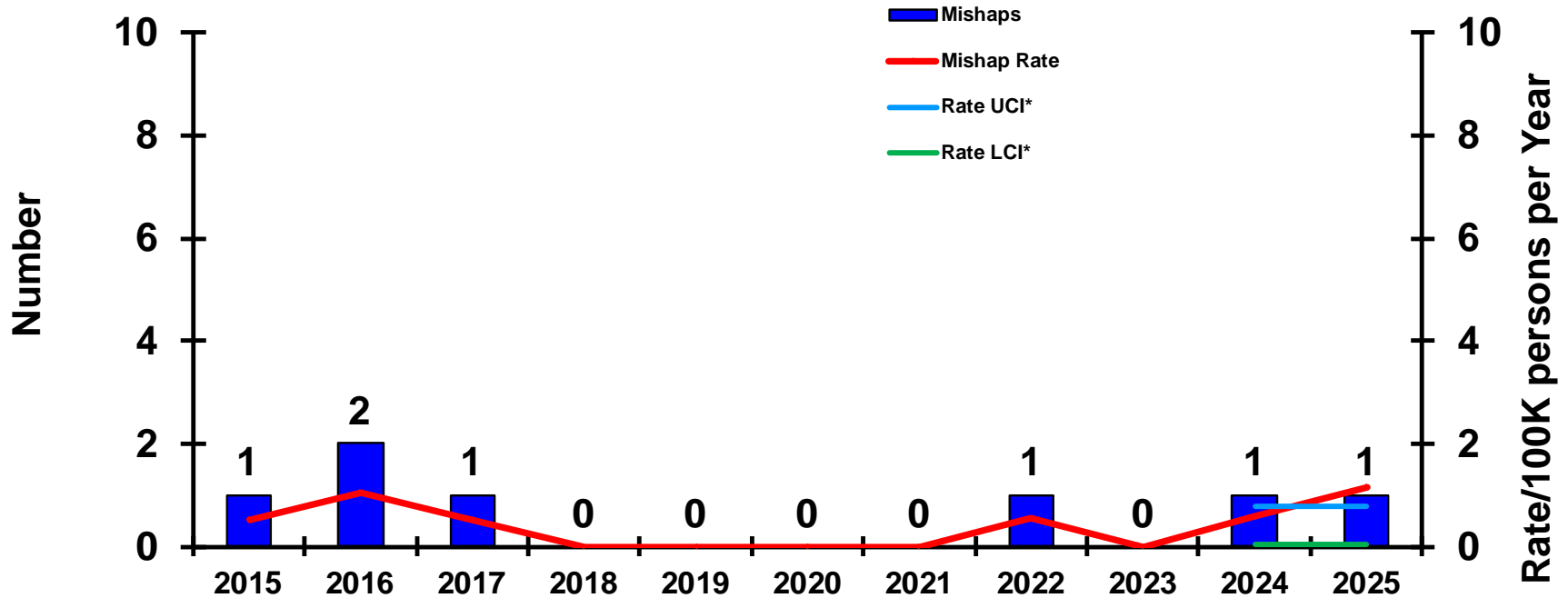
	<u>1-Apr-25</u>	<u>1-Apr-24</u>
<b>CLASS A MISHAPS/MISHAP RATE FY COMPARISON:</b>	1/1.16	1/1.16
<b>FY24 MISHAPS/MISHAP RATE:</b>	2/1.16	
<b>10-YEAR AVERAGE (FY15-FY24) MISHAPS/MISHAP RATE:</b>	1.80/0.97	

\*see last slide for definition of UCI/LCI





# CLASS 'A' - COMMERCIAL VEHICLE (COMMVEH) MISHAPS

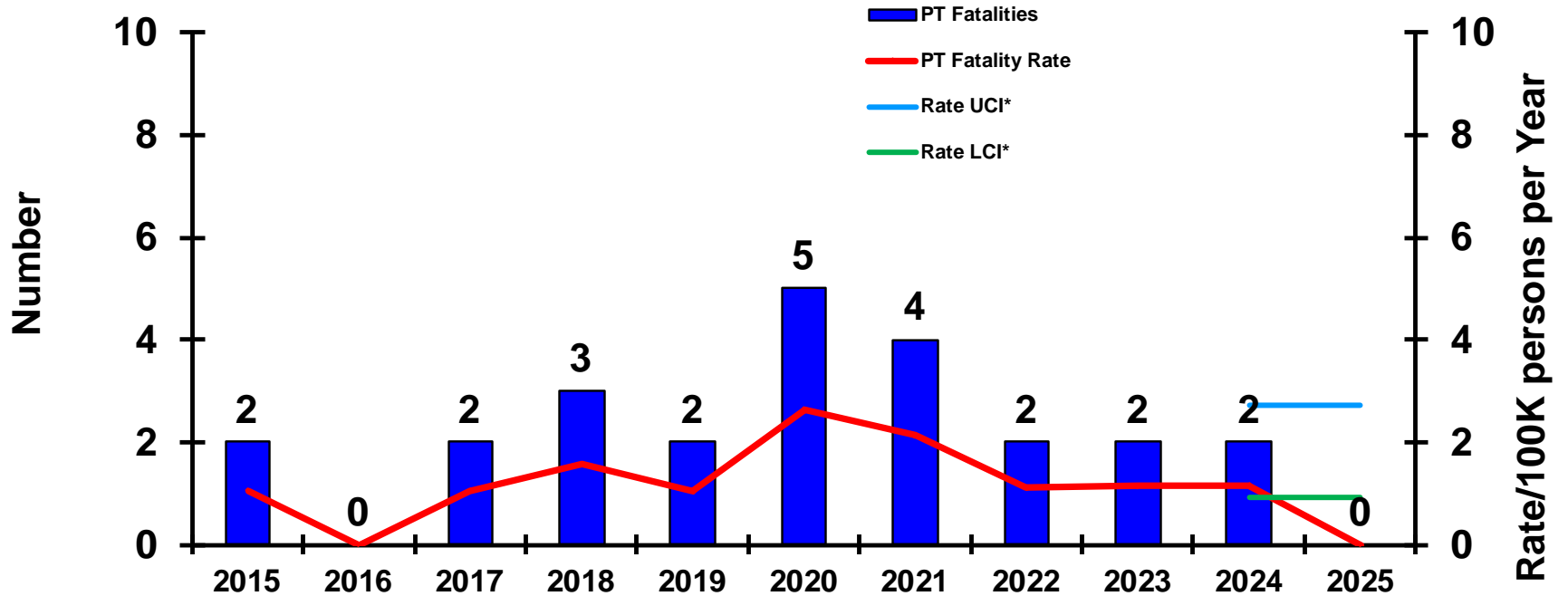


	<u>1-Apr-25</u>	<u>1-Apr-24</u>
<b>CLASS A MISHAPS/MISHAP RATE FY COMPARISON:</b>	1/1.16	1/1.16
<b>FY24 MISHAPS/MISHAP RATE:</b>	1/0.58	
<b>10-YEAR AVERAGE (FY15-FY24) MISHAPS/MISHAP RATE:</b>	0.60/0.32	

\*see last slide for definition of UCI/LCI



# CLASS 'A' - PHYSICAL TRAINING FATALITIES

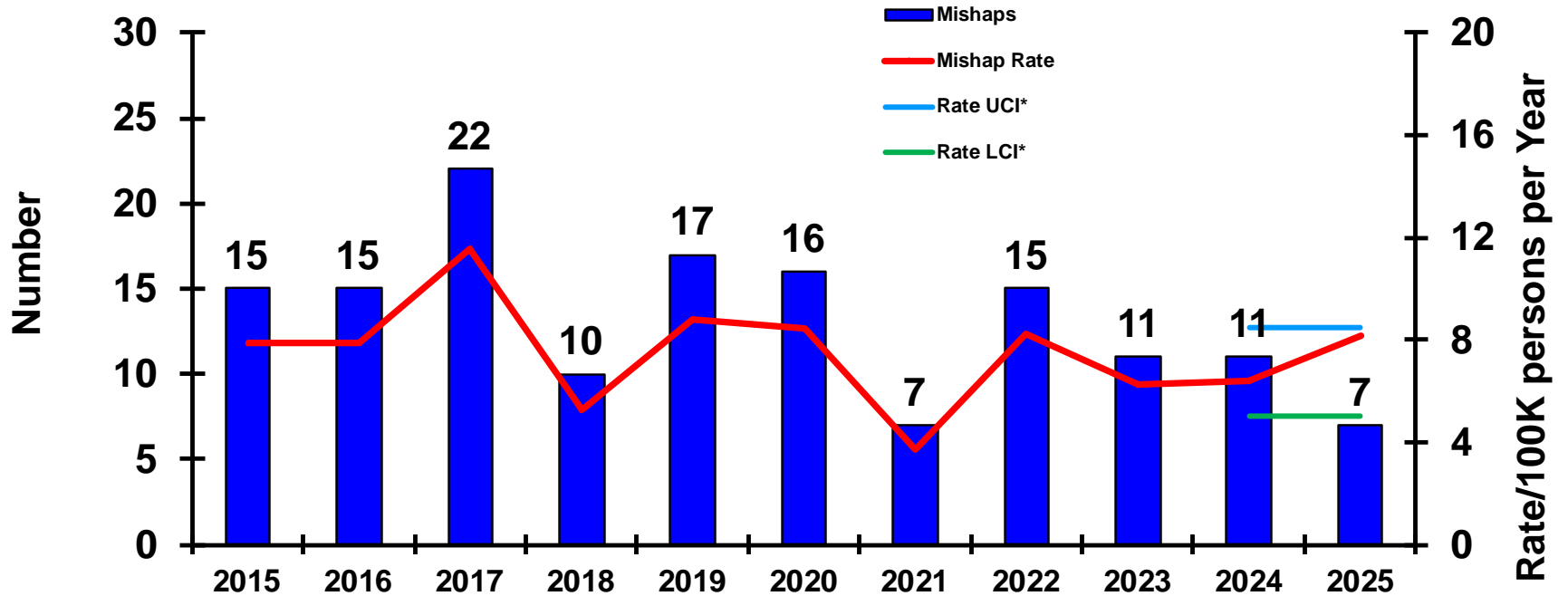


	<u>1-Apr-25</u>	<u>1-Apr-24</u>
<b>CLASS A FATALITIES/FATALITY RATE FY COMPARISON:</b>	0/0.00	2/2.32
<b>FY24 FATALITIES/FATALITY RATE:</b>	2/1.16	
<b>10-YEAR AVERAGE (FY15-FY24) FATALITIES/FATALITY RATE:</b>	2.40/1.29	

\*see last slide for definition of UCI/LCI



# CLASS 'A' - ON-DUTY MISHAPS

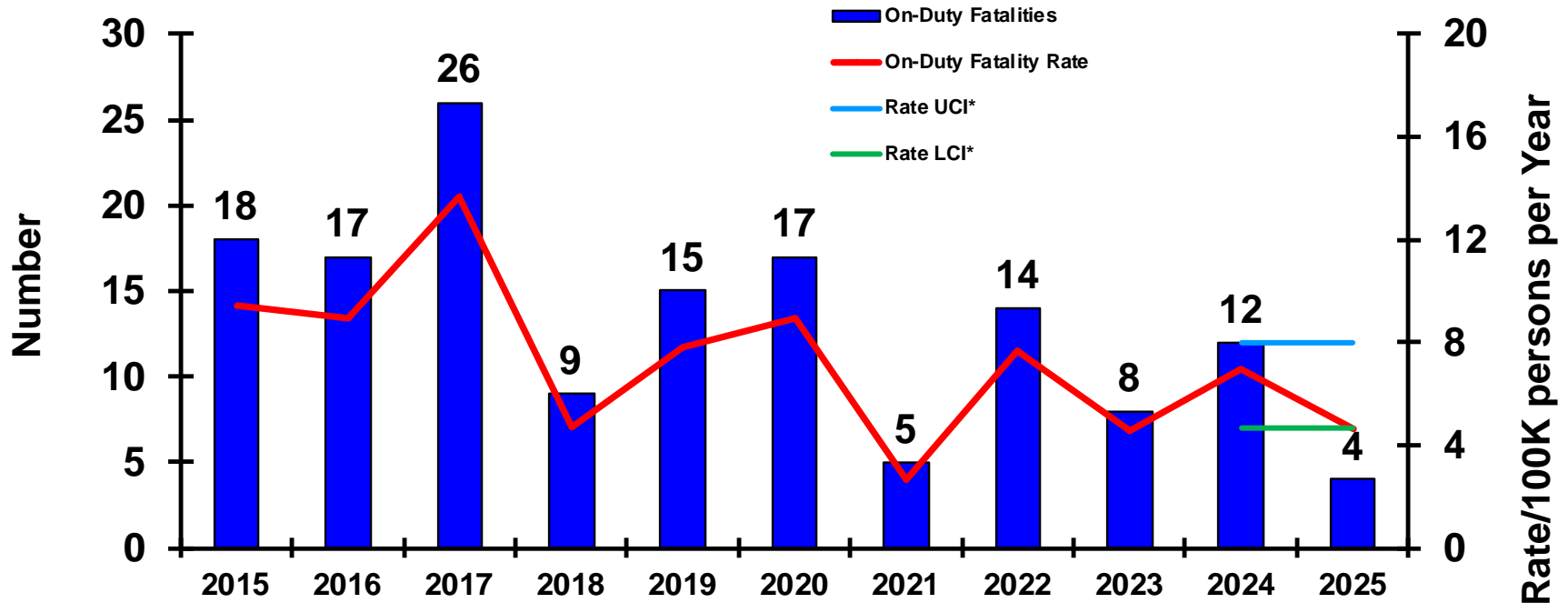


	<u>1-Apr-25</u>	<u>1-Apr-24</u>
<b>CLASS A MISHAPS/MISHAP RATE FY COMPARISON:</b>	7/8.13	7/8.13
<b>FY24 MISHAPS/MISHAP RATE:</b>	11/6.37	
<b>10-YEAR AVERAGE (FY15-FY24) MISHAPS/MISHAP RATE:</b>	13.90/7.46	

\*see last slide for definition of UCI/LCI



# CLASS 'A' - ON-DUTY FATALITIES



Slide does not show Government Civilian Fatalities: FY25 - 0

Slide does not show Permanent Total Disability (PTD) : FY25 - 1

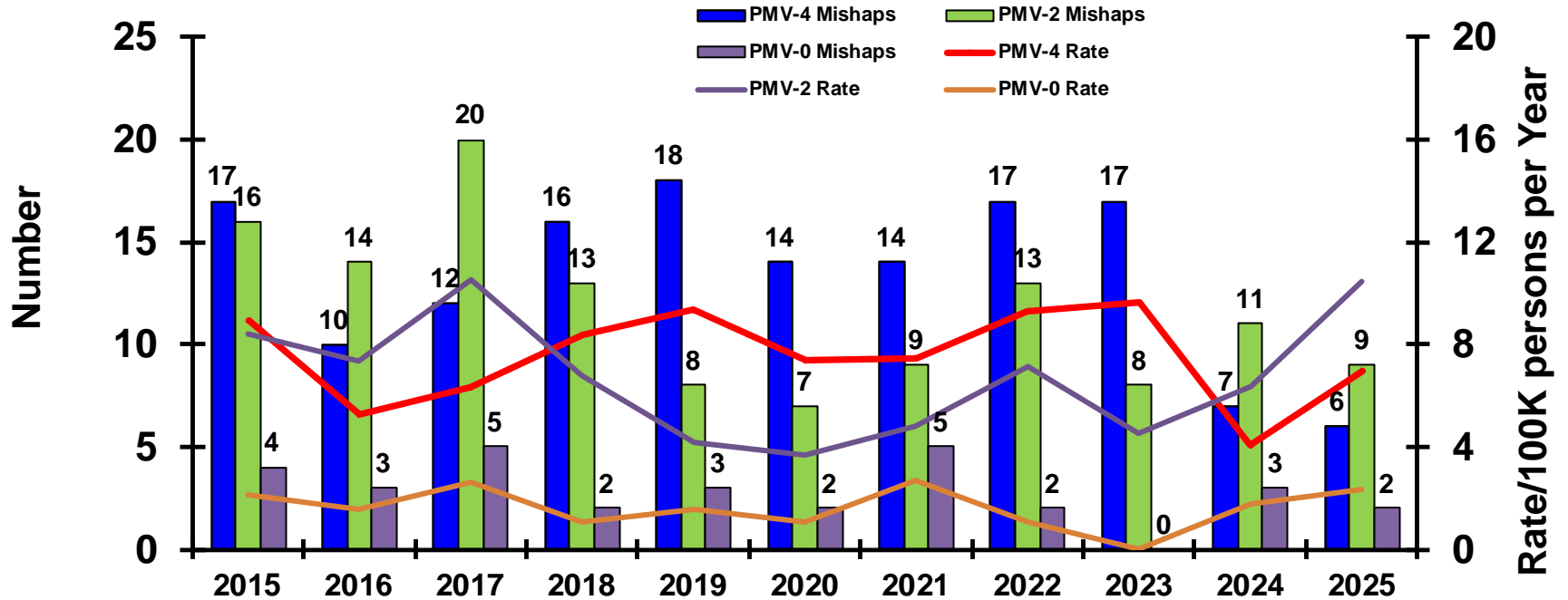
	<u>1-Apr-25</u>	<u>1-Apr-24</u>
<b>CLASS A FATALITIES/FATALITY RATE FY COMPARISON:</b>	4/4.65	9/10.46
<b>FY24 FATALITIES/FATALITY RATE:</b>	12/6.95	
<b>10-YEAR AVERAGE (FY15-FY24) FATALITIES/FATALITY RATE:</b>	14.1/7.57	

\*see last slide for definition of UCI/LCI



# CLASS 'A' - PRIVATE MOTOR VEHICLE (PMV) MISHAPS

(This slide is the summary slide for Slides 40-43. Slides 40-43 provide additional detailed information)



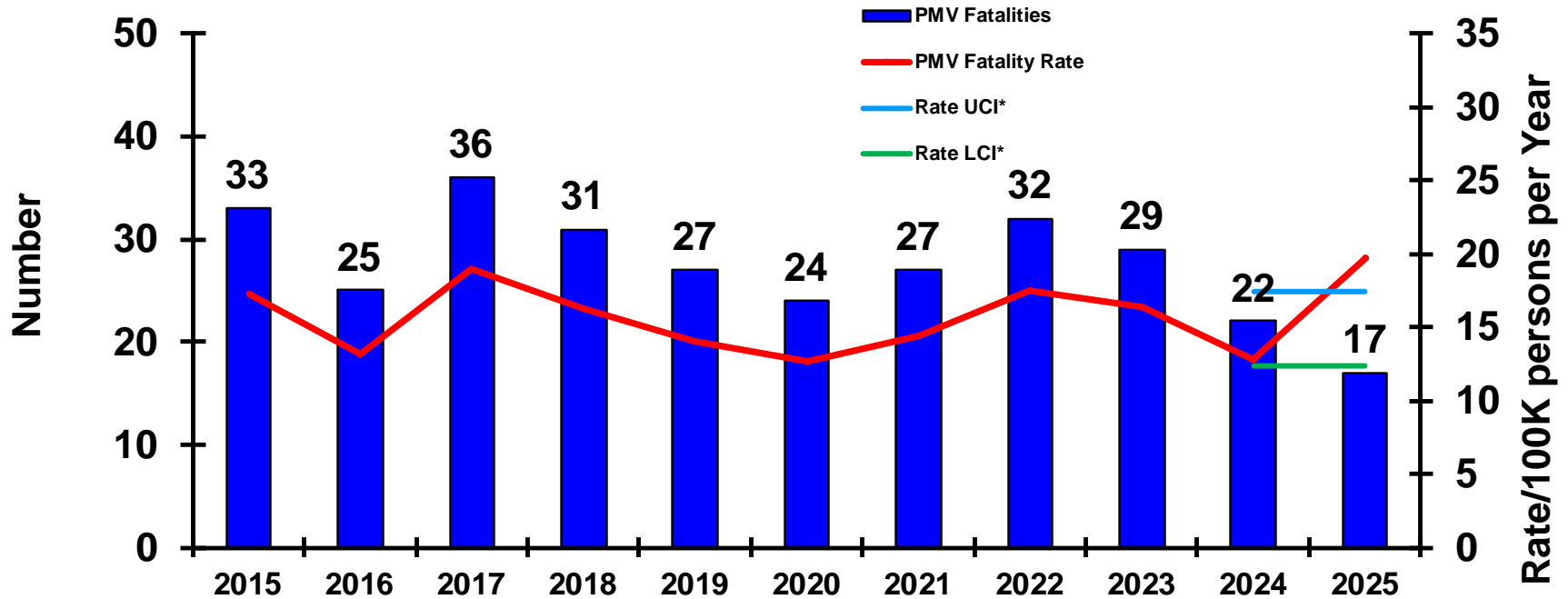
	PMV-4		PMV-2		PMV-0	
	1-Apr-25	1-Apr-24	1-Apr-25	1-Apr-24	1-Apr-25	1-Apr-24
<b>CLASS A MISHAPS/MISHAP RATE FY COMPARISON:</b>	6/6.97	4/4.65	9/10.46	9/10.46	2/2.32	0/0.00
<b>FY24 MISHAPS/MISHAP RATE:</b>	7/4.06		11/6.37		3/1.74	
<b>10-YEAR AVERAGE (FY15-FY24) MISHAPS/MISHAP RATE:</b>	14.20/7.62		11.90/6.39		2.90/1.56	

\*see last slide for definition of UCI/LCI



# CLASS 'A' - PRIVATE MOTOR VEHICLE (PMV) FATALITIES

(This slide is the summary slide for Slides 41-43. Slides 41-43 provide additional detailed information)

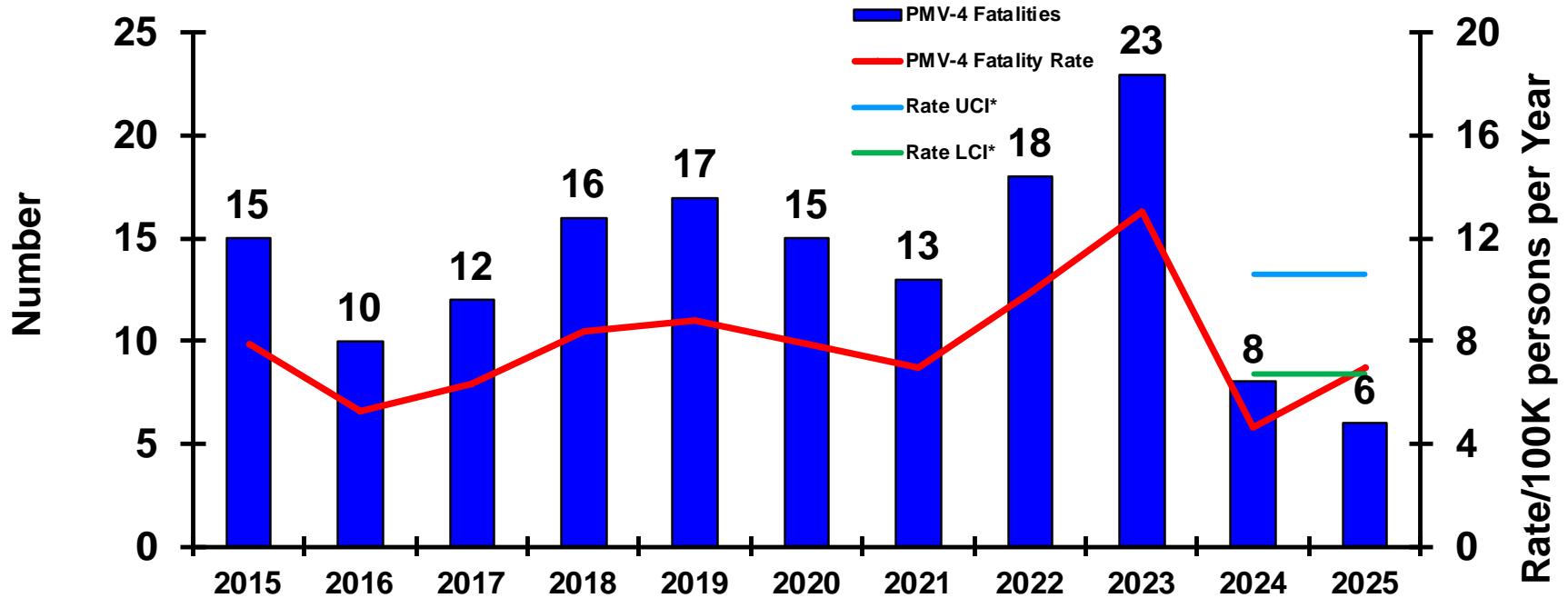


	<u>1-Apr-25</u>	<u>1-Apr-24</u>
<b>CLASS A FATALITIES/FATALITY RATE FY COMPARISON:</b>	17/19.75	13/15.11
<b>FY24 FATALITIES/FATALITY RATE:</b>	22/12.75	
<b>10-YEAR AVERAGE (FY15-FY24) FATALITIES/FATALITY RATE:</b>	28.60/15.35	

\*see last slide for definition of UCI/LCI



# CLASS 'A' - AUTOMOBILE (PMV-4) FATALITIES

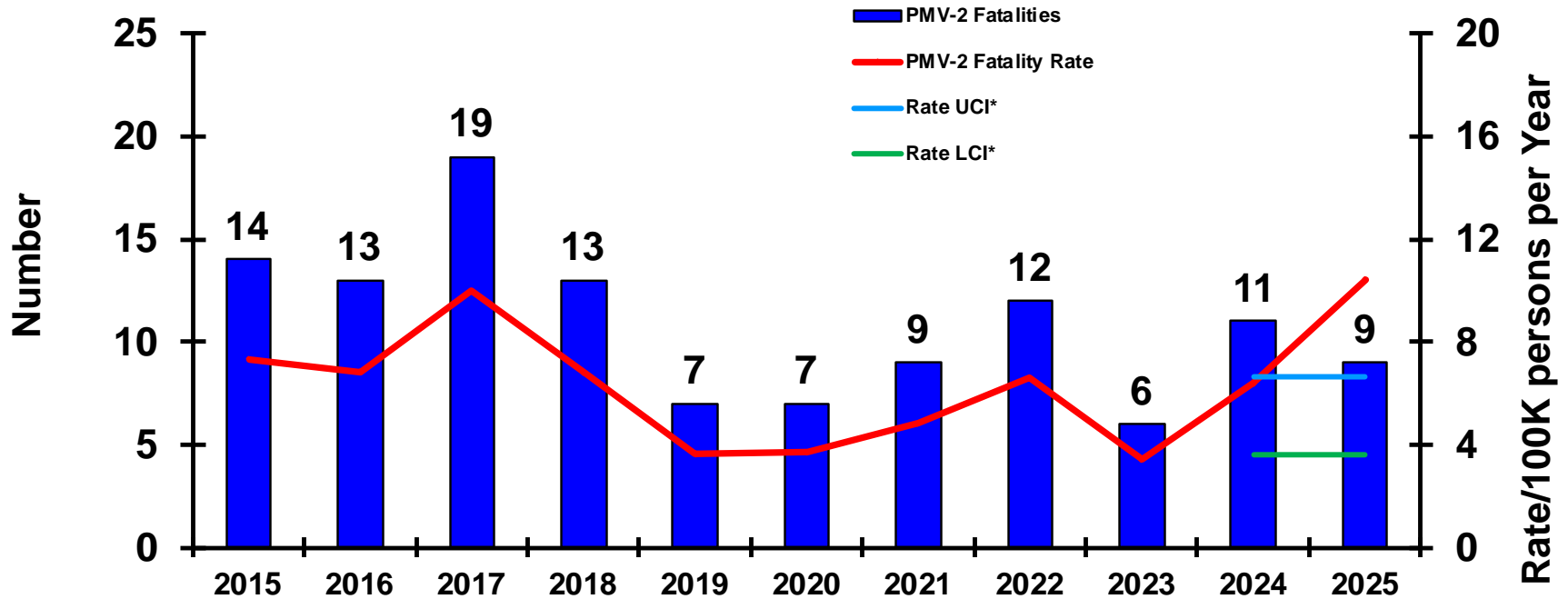


	<u>1-Apr-25</u>	<u>1-Apr-24</u>
<b>CLASS A FATALITIES/FATALITY RATE FY COMPARISON:</b>	6/6.97	4/4.65
<b>FY24 FATALITIES/FATALITY RATE:</b>	8/4.64	
<b>10-YEAR AVERAGE (FY15-FY24) FATALITIES/FATALITY RATE:</b>	14.70/7.89	

\*see last slide for definition of UCI/LCI



# CLASS 'A' - MOTORCYCLE (PMV-2) FATALITIES



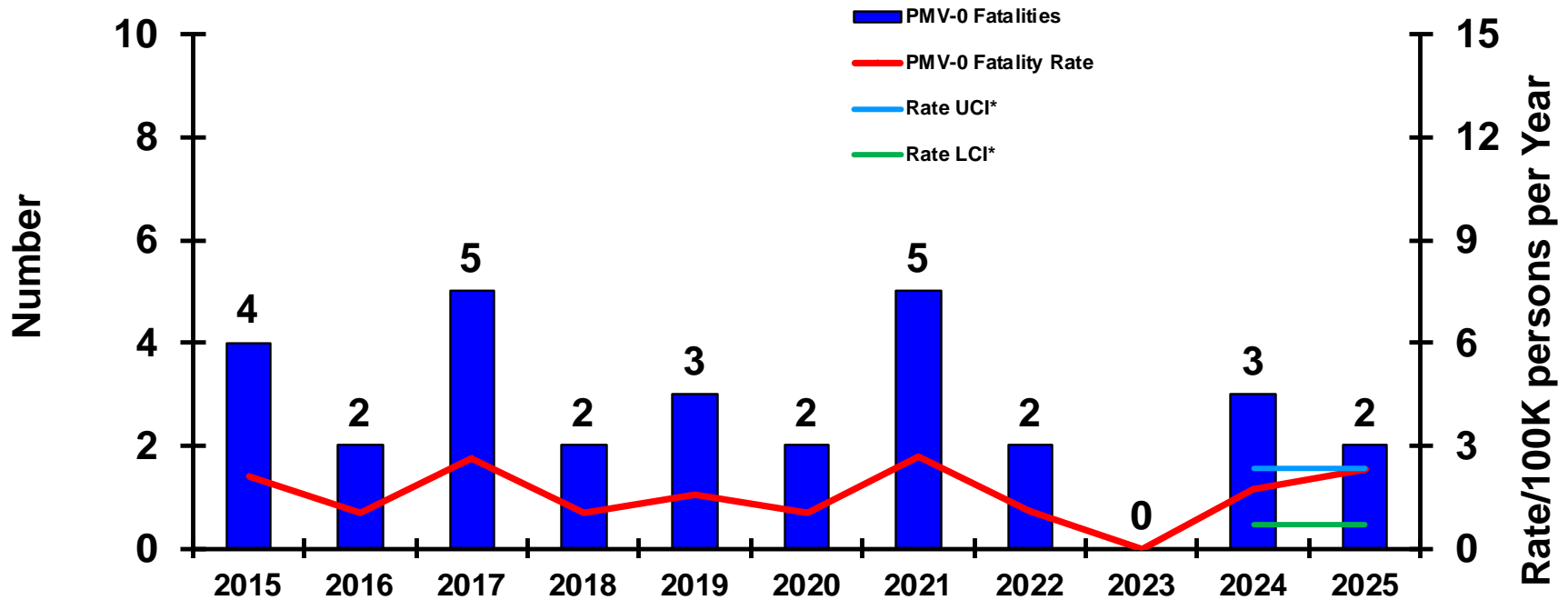
	<u>1-Apr-25</u>	<u>1-Apr-24</u>
<b>CLASS A FATALITIES/FATALITY RATE FY COMPARISON:</b>	9/10.46	9/10.46
<b>FY24 FATALITIES/FATALITY RATE:</b>	11/6.37	
<b>10-YEAR AVERAGE (FY15-FY24) FATALITIES/FATALITY RATE:</b>	11.10/5.96	

\*see last slide for definition of UCI/LCI





# CLASS 'A' - PEDESTRIAN (PMV-0) FATALITIES

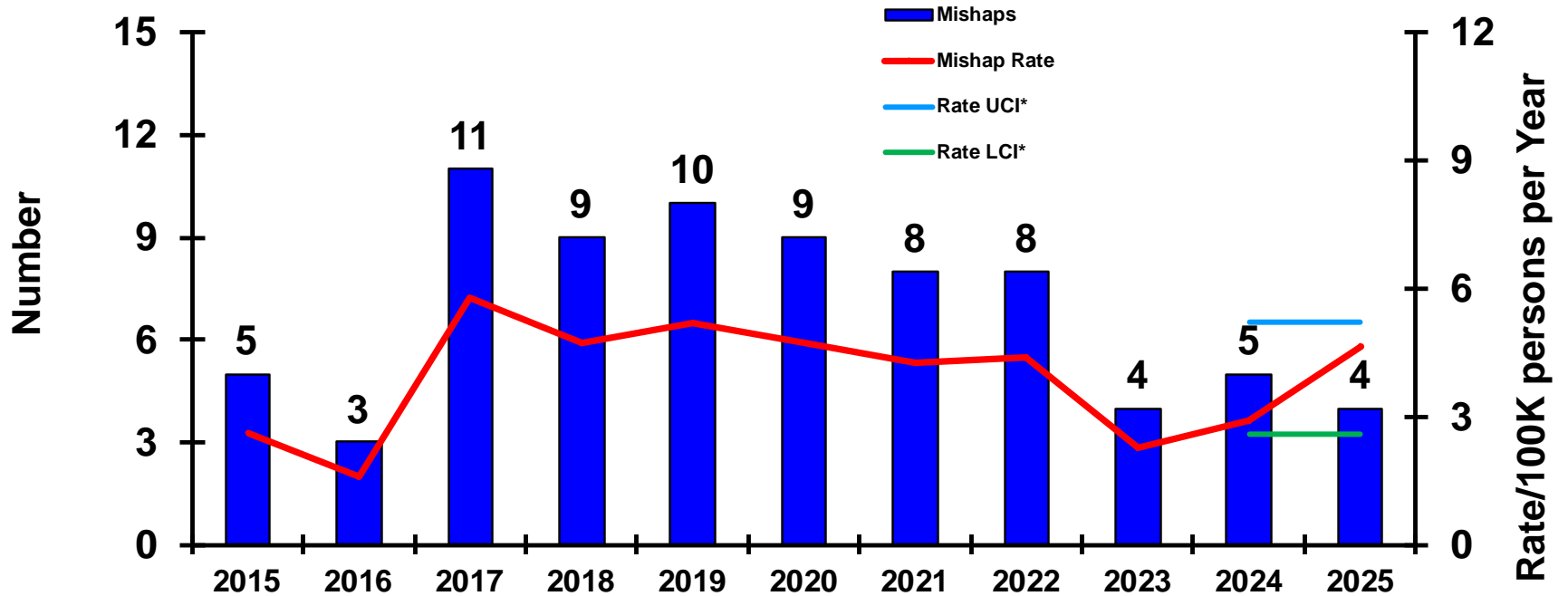


	<u>1-Apr-25</u>	<u>1-Apr-24</u>
<b>CLASS A FATALITIES/FATALITY RATE FY COMPARISON:</b>	2/2.32	0/0.00
<b>FY24 FATALITIES/FATALITY RATE:</b>	3/1.74	
<b>10-YEAR AVERAGE (FY15-FY24) FATALITIES/FATALITY RATE:</b>	2.80/1.50	

\*see last slide for definition of UCI/LCI



# CLASS 'A' - OFF-DUTY/REC MISHAPS

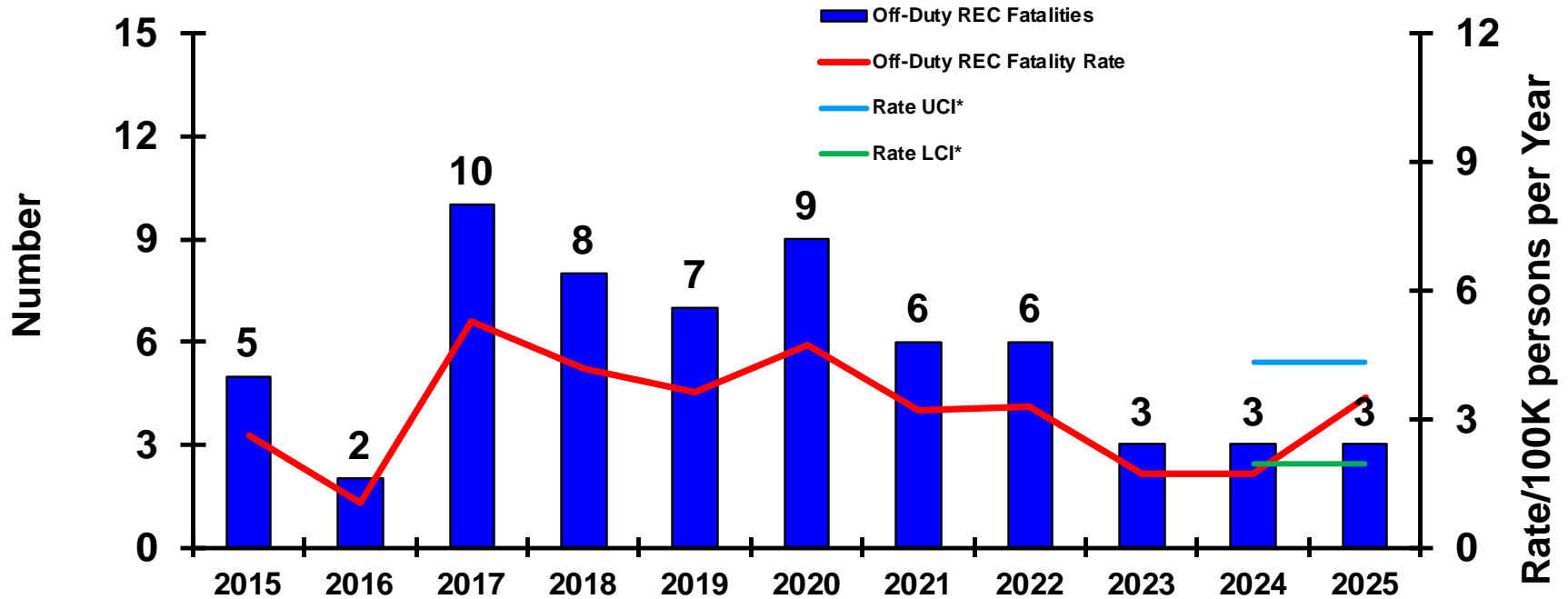


	<u>1-Apr-25</u>	<u>1-Apr-24</u>
<b>CLASS A MISHAPS/MISHAP RATE FY COMPARISON:</b>	4/4.65	1/1.16
<b>FY24 MISHAPS/MISHAP RATE:</b>	5/2.90	
<b>10-YEAR AVERAGE (FY15-FY24) MISHAPS/MISHAP RATE:</b>	7.20/3.86	

\*see last slide for definition of UCI/LCI



# CLASS 'A' - OFF-DUTY/REC FATALITIES



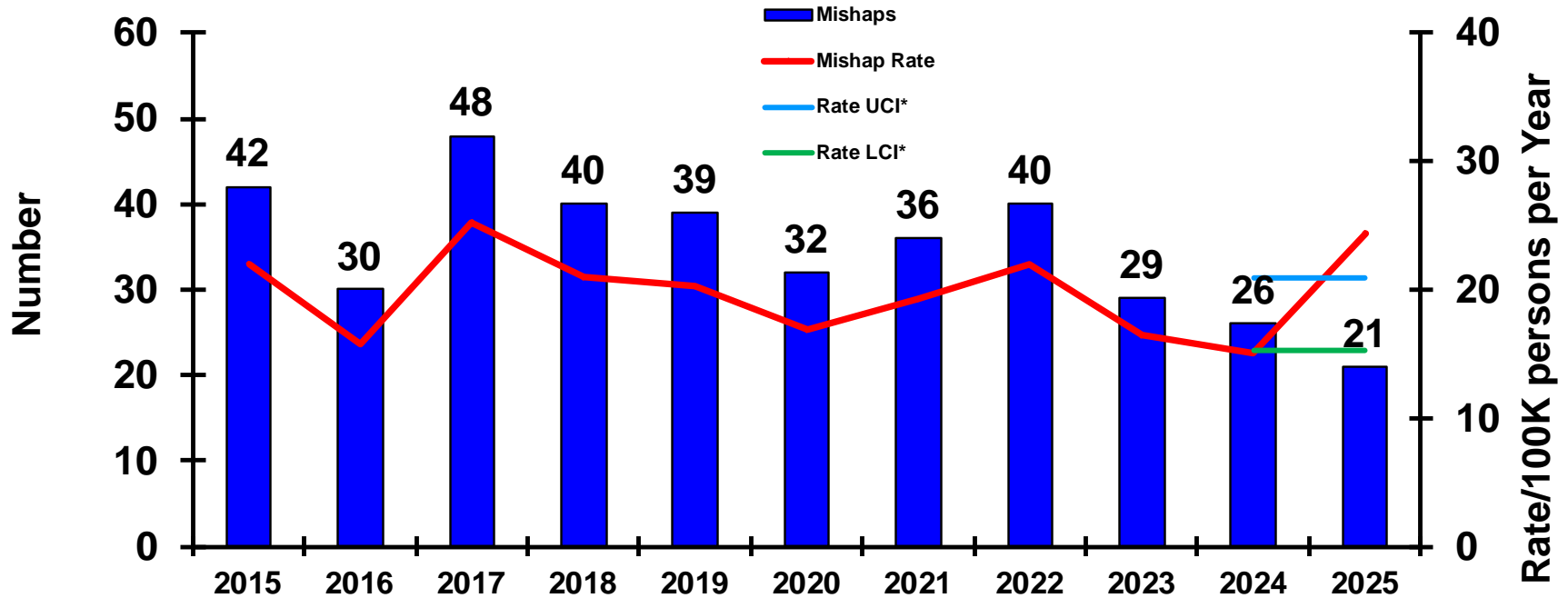
Slide does not show Permanent Total Disability (PTD) : FY25 - 1

	1-Apr-25	1-Apr-24
<b>CLASS A FATALITIES/FATALITY RATE FY COMPARISON:</b>	3/3.49	1/1.16
<b>FY24 FATALITIES/FATALITY RATE:</b>	3/1.74	
<b>10-YEAR AVERAGE (FY15-FY24) FATALITIES/FATALITY RATE:</b>	5.90/3.17	

\*see last slide for definition of UCI/LCI



# CLASS 'A' - OFF-DUTY MISHAPS

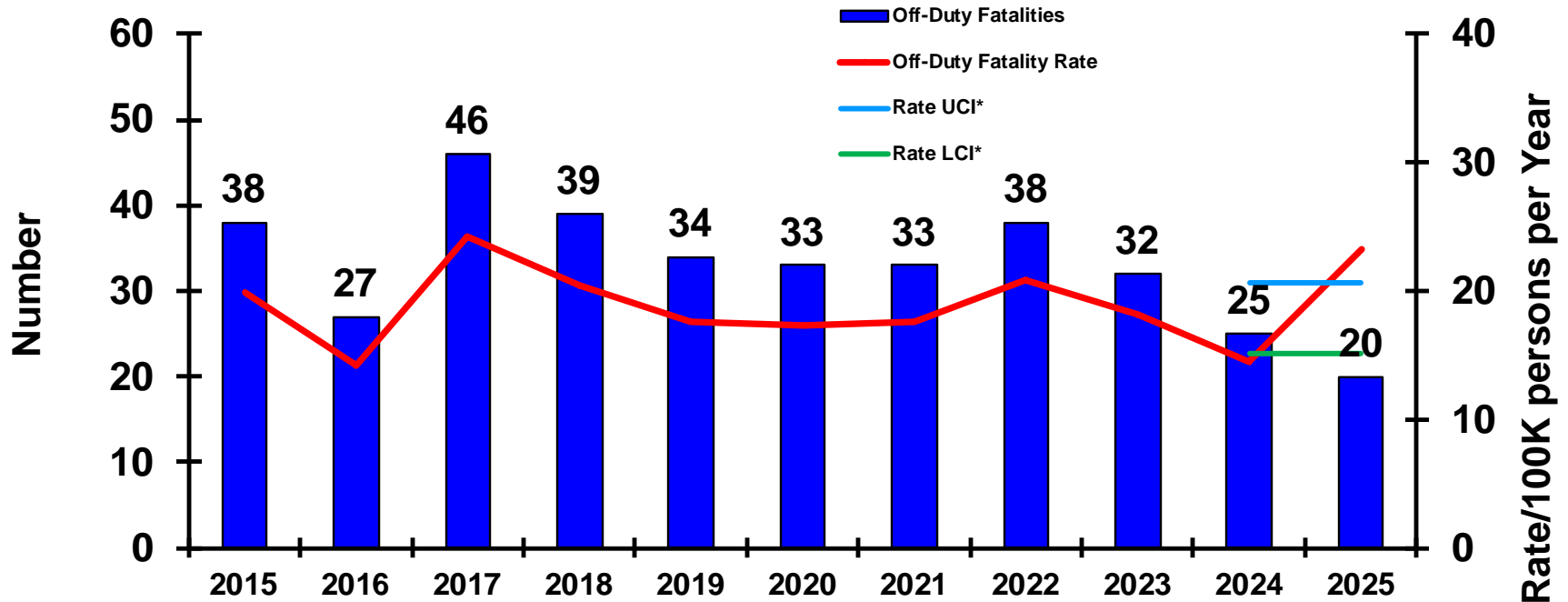


	<u>1-Apr-25</u>	<u>1-Apr-24</u>
<b>CLASS A MISHAPS/MISHAP RATE FY COMPARISON:</b>	21/24.40	14/16.27
<b>FY24 MISHAPS/MISHAP RATE:</b>	26/15.06	
<b>10-YEAR AVERAGE (FY15-FY24) MISHAPS/MISHAP RATE:</b>	36.20/19.43	

\*see last slide for definition of UCI/LCI



# CLASS 'A' - OFF-DUTY FATALITIES



Slide does not show Government Civilian Fatalities: FY25 - 0

Slide does not show Permanent Total Disability (PTD) : FY25 - 1

	<u>1-Apr-25</u>	<u>1-Apr-24</u>
<b>CLASS A FATALITIES/FATALITY RATE FY COMPARISON:</b>	20/23.24	14/16.27
<b>FY24 FATALITIES/FATALITY RATE:</b>	25/14.48	
<b>10-YEAR AVERAGE (FY15-FY24) FATALITIES/FATALITY RATE:</b>	34.50/18.52	

\*see last slide for definition of UCI/LCI



# **USN - SHORT NARRATIVES**

## **USN CLASS 'A' - AVIATION CLASS A MISHAPS (includes UAS/UAV, FRMs and AGMs not included in the Flight Slide) (8)**

- **CLASS A FLIGHT MISHAPS (6)**
  - 28 Mar 2025 (Milton, FL) TH-57C experienced hard landing during taxiing, no injury to aircrew.
  - 20 Mar 2025 (Location Withheld – OPSEC) E-2D had an inflight mishap, landed safely, no injury to aircrew.
  - 12 Feb 2025 (IVO NAS North Island, San Diego, CA) E/A-18G departed end of the runway, both aviators ejected safely with minor injuries.
  - 27 Dec 2024 (Location Withheld – OPSEC) MH-60S experienced hard landing, no injuries reported.
  - 22 Dec 2024 (Location Withheld – OPSEC) F/A-18F allegedly struck by friendly fire, both aircrew ejected safely, minor injuries reported.
  - 15 Oct 2024 (IVO Mt Rainer, Washington) EA-18G crashed during training evolution; crew deceased.
- **CLASS 'A' FLIGHT-RELATED MISHAPS (FREL) (0)**
  - NSTR
- **CLASS 'A' AGM MISHAPS (2)**
  - 22 Mar 2025 (Norfolk, VA) SVM seriously injured during engine start evolution.
  - 16 Jan 2025 (NAS Fallon, NV) F-16C experienced engine damage during maintenance-related engine turn. No injuries reported.
- **CLASS 'A' MISHAP – UAV (0)**
  - NSTR



# **USN - SHORT NARRATIVES**

## **USN CLASS 'A' - AFLOAT MISHAPS (4)**

### **CLASS A SURFACE SHIP MISHAPS (3)**

- 12 Feb 2025 (Location Withheld – OPSEC) USS Ship had collision underway, no injury to crew.
- 27 Jan 2025 (Location Withheld – OPSEC) USS Ship sustained damage to equipment, no injury to crew.
- 13 Dec 2024 (Location Withheld – OPSEC) USS Ship sustained damage to equipment, no injury to crew.

### **CLASS A SUBMARINE MISHAPS (0)**

- NSTR

### **CLASS 'A' DIVING MISHAPS (0)**

- NSTR

### **CLASS 'A' MSC AFLOAT MISHAPS (1)**

- 18 Dec 2024 (Location Withheld – OPSEC) Material damaged during USNS VERTREP, no injury to crew.

## **USN CLASS 'A' - SHORE MISHAPS (1)**

### **CLASS A SHORE MISHAPS (1)**

- 24 Mar 2025 (Chesapeake, VA) SVM involved in a training mishap, died at hospital.

### **CLASS 'A' PHYSICAL TRAINING MISHAPS (0)**

- NSTR

## **USN CLASS 'A' - ON-DUTY MOTOR VEHICLE MISHAPS (0)**

### **CLASS 'A' TACTICAL VEHICLE MISHAPS (0)**

- NSTR

### **CLASS 'A' COMMERCIAL VEHICLE MISHAPS (0)**

- NSTR



# **USN - SHORT NARRATIVES**

## **USN CLASS 'A' - PMV FATALITIES (18)**

- **PMV-4 FATALITIES (3)**
  - 29 Jan 2025 (Pensacola, FL) SVM involved in a motor vehicle accident, died at hospital on 5 Feb 2025.
  - 27 Nov 2024 (Vallejo, CA) SVM involved in a motor vehicle accident, died at scene.
  - 12 Nov 2024 (Chinquapin, NC) SVM involved in a motor vehicle accident, died at scene.
  
- **PMV-2 FATALITIES (15)**
  - 19 Mar 2025 (Charleston, SC) SVM involved in a motorcycle accident, died at scene.
  - 14 Mar 2025 (Pensacola, FL) SVM involved in a motorcycle accident, died at hospital.
  - 23 Feb 2025 (Fairfax, VA) SVM involved in a motorcycle accident, died at scene.
  - 2 Feb 2025 (Hampton, VA) SVM involved in a motorcycle accident, died at scene.
  - 26 Jan 2025 (Jacksonville, FL) SVM involved in a motorcycle accident, died at scene.
  - 28 Dec 2024 (San Diego, CA) SVM involved in a motorcycle accident, died at scene.
  - 13 Dec 2024 (El Cajon, CA) SVM involved in a motorcycle accident, died at scene.
  - 1 Dec 2024 (Norfolk, VA) SVM involved in a motorcycle accident, died at scene.
  - 27 Nov 2024 (Jacksonville, FL) SVM involved in a motorcycle accident, died at scene.
  - 25 Nov 2024 (Hampton, VA) SVM involved in a motorcycle accident, died at scene.
  - 8 Nov 2024 (Groton, CT) SVM involved in a motorcycle accident, died at scene.
  - 7 Nov 2024 (Oak Harbor, WA) SVM involved in a motorcycle accident, died at hospital.
  - 31 Oct 2024 (St. Mary's, GA) SVM involved in a motorcycle accident, died at scene.
  - 22 Oct 2024 (Honolulu, HI) SVM involved in a motorcycle accident, died at scene.
  - 2 Oct 2024 (Kingsland, GA) SVM involved in a motorcycle accident, died at scene.
  
- **PMV-0 FATALITIES (0)**
  - NSTR





# **USN - SHORT NARRATIVES**

## **USN CLASS 'A' USN - OFF-DUTY/RECREATIONAL FATALITIES (4)**

- **OFF-DUTY/REC FATALITIES (4)**
  - 18 Jan 2025 (Maui, HI) SVM drowned while snorkeling, died at hospital.
  - 6 Dec 2024 (Ipan, Guam) SVM suffered drowning on beach, succumbed to injury on 7 Dec 24,
  - 25 Nov 2024 (Yokosuka, Japan) Sailor fell off base from an unknown height, succumbed to injuries.
  - 3 Nov 2024 (NS Meridian, MS) SVM suffered medical emergency, died at hospital.

## **USN CLASS 'A' – PERMANENT TOTAL DISABILITIES (2)**

- 19 Dec 2024 (Vail, CO) MIDN involved in a skiing accident while on leave, resulting on permanent total disability.
- 3 Nov 2024 (Martinsburg, WV) SVM involved in an off-duty/off-road motorcycle accident resulting in permanent total disability.



# **USMC - SHORT NARRATIVES**

## **USMC CLASS 'A' AVIATION MISHAPS (includes UAS/UAV, FRMs and AGMs not included in the Flight Slide) (2)**

- **CLASS A FLIGHT MISHAPS (2)**
  - 20 Dec 2024 (MCB Camp Pendleton, CA) CH-53E had inflight emergency, landed safely, all crew egressed, no injuries reported.
  - 25 Oct 2024 (MCAS Yuma, AZ) CH-53E: Aircraft crashed on takeoff. Aircraft repairable. Multiple minor injuries reported.
  
- **CLASS 'A' FLIGHT-RELATED MISHAPS (FREL) (0)**
  - NSTR
  
- **CLASS 'A' AGM MISHAPS (0)**
  - NSTR
  
- **CLASS 'A' MISHAP – UAV (0)**
  - NSTR

## **USMC CLASS 'A' GROUND MISHAPS (3)**

- **CLASS A GROUND MISHAPS (3)**
  - 6 Feb 2025 (Location Withheld – OPSEC) SVM perished in an aircraft accident.
  - 20 Dec 2024 (Camp Lejeune, NC) SVM involved in a training event, died at hospital.
  - 7 Dec 2024 (MCB Camp Pendleton, CA) SVM involved in a command-directed hike, succumbed to injuries enroute to the hospital.
  
- **CLASS A PHYSICAL TRAINING MISHAPS (0)**
  - NSTR



# **USMC - SHORT NARRATIVES**

## **USMC CLASS 'A' ON-DUTY MOTOR VEHICLE MISHAPS (2)**

- **CLASS 'A' TACTICAL VEHICLE MISHAPS (1)**
  - 8 Nov 2024 (MCB Camp Pendleton, CA) SVM sustained fatal injury during work evolution.
- **CLASS 'A' COMMERCIAL VEHICLE MISHAPS (1)**
  - 16 Mar 2025 (San Diego, CA) SVM injured in a work-related mishap, resulting in a permanent total disability.

## **USMC CLASS 'A' PMV FATALITIES (17)**

- **PMV-4 FATALITIES (6)**
  - 1 Mar 2025 (Holly Ridge, NC) SVM involved in a motor vehicle accident, died at scene.
  - 30 Dec 2024 (Houston, TX) SVM involved in a motor vehicle accident, died at hospital.
  - 24 Dec 2024 (Augusta, GA) SVM involved in a motor vehicle accident, succumbed to injuries on 24 Dec 24.
  - 22 Dec 2024 (Klamouth County, OR) SVM involved in a motor vehicle accident, died at scene.
  - 15 Dec 2024 (Punalu'u, HI) SVM involved in a motor vehicle accident, succumbed to injuries on 19 Dec 24.
  - 6 Dec 2024 (Richland, NC) SVM involved in a motor vehicle accident, died at scene.
- **PMV-2 FATALITIES (9)**
  - 31 Mar 2025 (Manning, SC) SVM involved in a motorcycle accident, died at scene.
  - 20 Mar 2025 (Escondido, CA) SVM involved in a motorcycle accident, died at hospital.
  - 20 Jan 2025 (Panorama, CA) SVM involved in a motorcycle accident, died at scene.
  - 14 Dec 2024 (Menifee, CA) SVM involved in a motorcycle accident, died at scene.
  - 19 Nov 2024 (IVO Kin, Okinawa, Japan) SVM involved in a motorcycle accident, died at hospital.
  - 31 Oct 2024 (Santa Ana, CA) SVM involved in a motorcycle accident, died at hospital on 4 Nov 24.
  - 27 Oct 2024 (St Louis, MO) SVM involved in a motorcycle accident, died at scene.
  - 17 Oct 2024 (Jacksonville, NC) SVM involved in a motorcycle accident, died at hospital.
  - 15 Oct 2024 (Oceanside, CA) SVM involved in a motorcycle accident, died at scene.
- **PMV-0 FATALITIES (2)**
  - 12 Mar 2025 (Tampa, FL) SVM was struck by motor vehicle while running, died at hospital.
  - 8 Feb 2025 (Los Angeles, CA) SVM was struck by motor vehicle on highway, deceased at scene.



# **USMC - SHORT NARRATIVES**

## **USMC CLASS 'A' OFF-DUTY/RECREATIONAL FATALITIES (3)**

- **OFF-DUTY/REC FATALITIES (3)**
  - 24 Dec 2024 ( Grand Junction, CO) SVM involved in a skiing accident, died at hospital on 6 Jan 25.
  - 20 Dec 2024 (Bangui, Ilocos Norte, Philippines) SVM drowned during training event.
  - 12 Oct 2024 (Raleigh, NC) SVM sustained injury from accidental personal firearm discharge, died at scene.

## **USMC CLASS 'A' – PERMANENT TOTAL DISABILITIES (2)**

- 16 Mar 2025 (San Diego, CA) SVM injured in a work-related mishap, resulting in a permanent total disability
- 3 Nov 2025 (Martinsburg, WV) SVM involved in an off-duty/off-road motorcycle accident resulting in permanent total disability (PTD) .



# *Mishap Confidence Interval*



- UCI = Upper Confidence Interval    LCI = Lower Confidence Interval
- Rate values above the UCI or below the LCI infer a statistically significant change is probable. This is only an indicator. Significance cannot be determined until end-of-year.
- Values between the UCI and LCI infer that nothing significant has occurred to increase or decrease mishap rate.

(Confidence Interval is based on: Poisson Rate related to a Chi Squared Distribution and calculated using FY16-20 data except for the Lost Work Days and Lost Time Case slides which were based on a normal distribution).