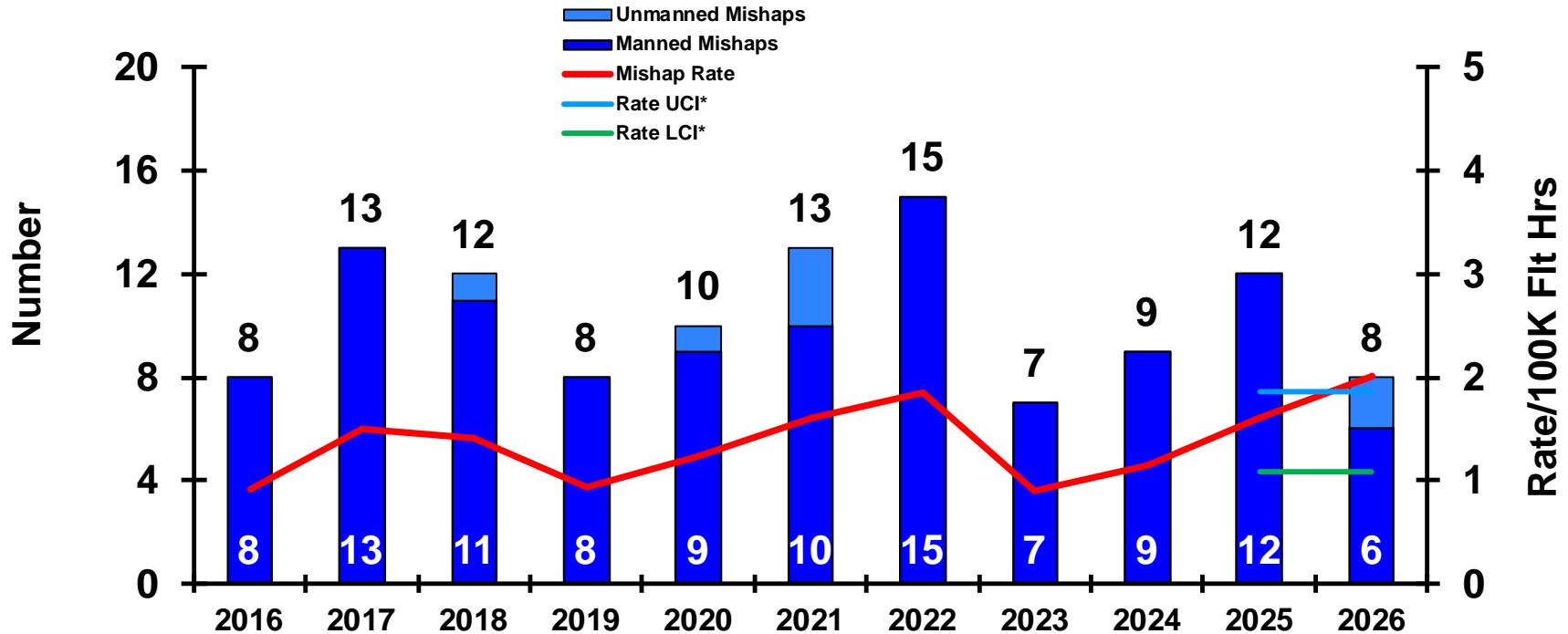




CLASS 'A' - AVIATION MISHAPS

(This slide is the summary slide for Slides 2-4. Slides 2-4 provide additional detailed information)



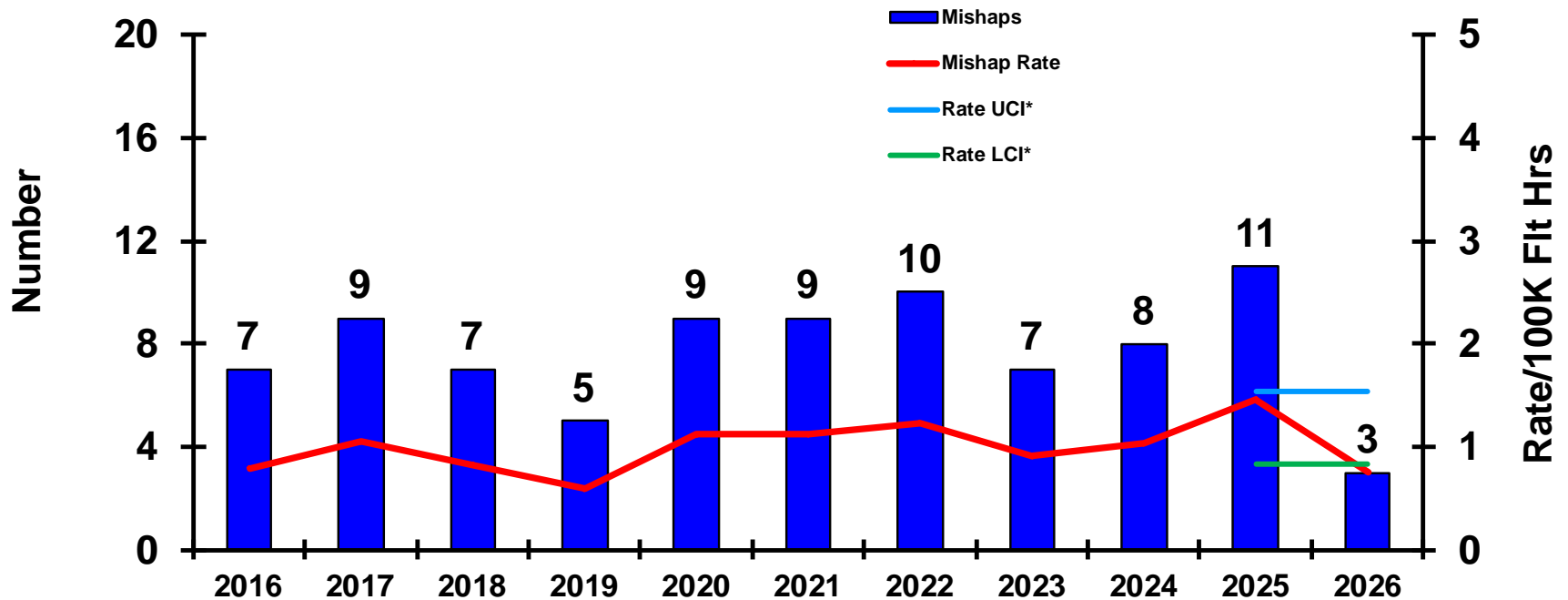
	<u>21-Apr-26</u>	<u>21-Apr-25</u>
CLASS A MISHAPS/MISHAP RATE FY COMPARISON:	8/2.01	7/1.69
FY25 MISHAPS/MISHAP RATE:	12/1.60	
10-YEAR AVERAGE (FY16-FY25) MISHAPS/MISHAP RATE:	10.70/1.31	

*see last slide for definition of UCI/LCI



CLASS 'A' - FLIGHT MISHAPS

Manned Aircraft Only

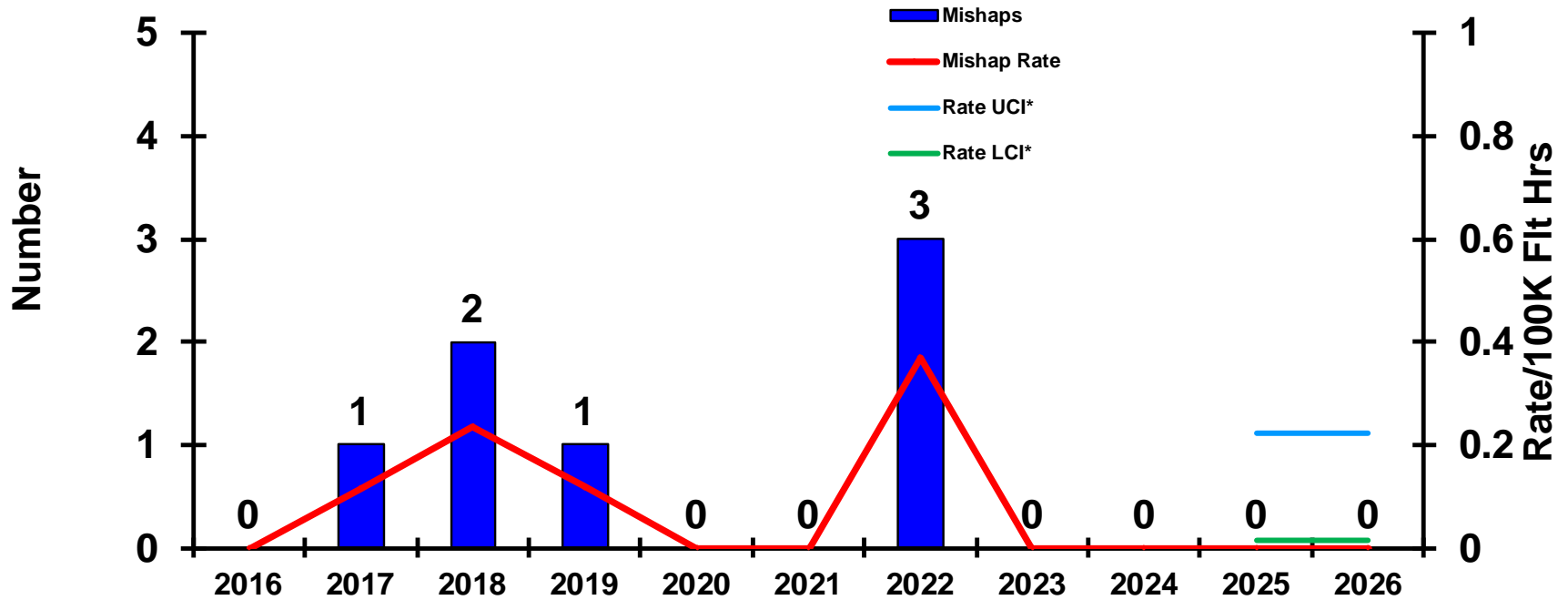


	<u>21-Apr-26</u>	<u>21-Apr-25</u>
CLASS A MISHAPS/MISHAP RATE FY COMPARISON:	3/0.75	6/1.45
FY25 MISHAPS/MISHAP RATE:	11/1.46	
10-YEAR AVERAGE (FY16-FY25) MISHAPS/MISHAP RATE:	8.20/1.00	

*see last slide for definition of UCI/LCI



CLASS 'A' - FLIGHT-RELATED (FREL) MISHAPS *Manned Aircraft Only*



	<u>21-Apr-26</u>	<u>21-Apr-25</u>
CLASS A MISHAPS/MISHAP RATE FY COMPARISON:	0/0.00	0/0.00
FY25 MISHAPS/MISHAP RATE:	0/0.00	
10-YEAR AVERAGE (FY16-FY25) MISHAPS/MISHAP RATE:	0.70/0.09	

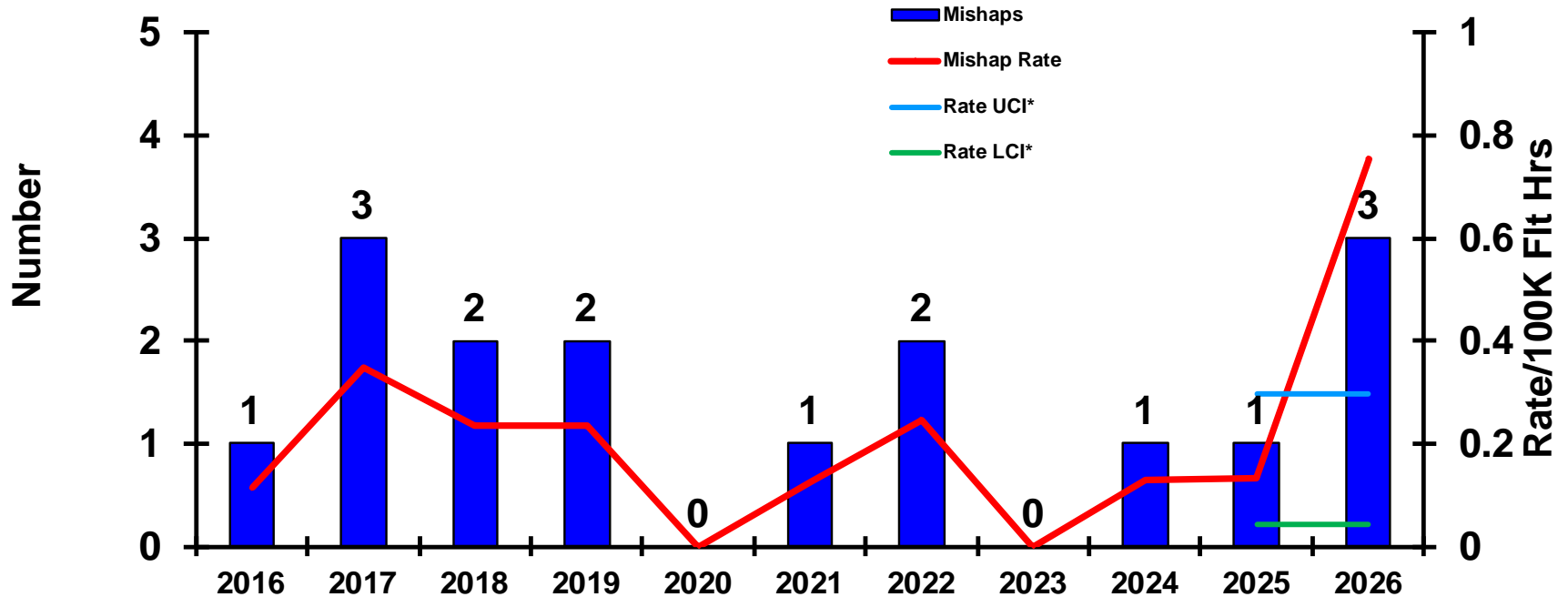
*see last slide for definition of UCI/LCI



CLASS 'A' - AVIATION GROUND MISHAPS

(AGM)

Manned Aircraft Only



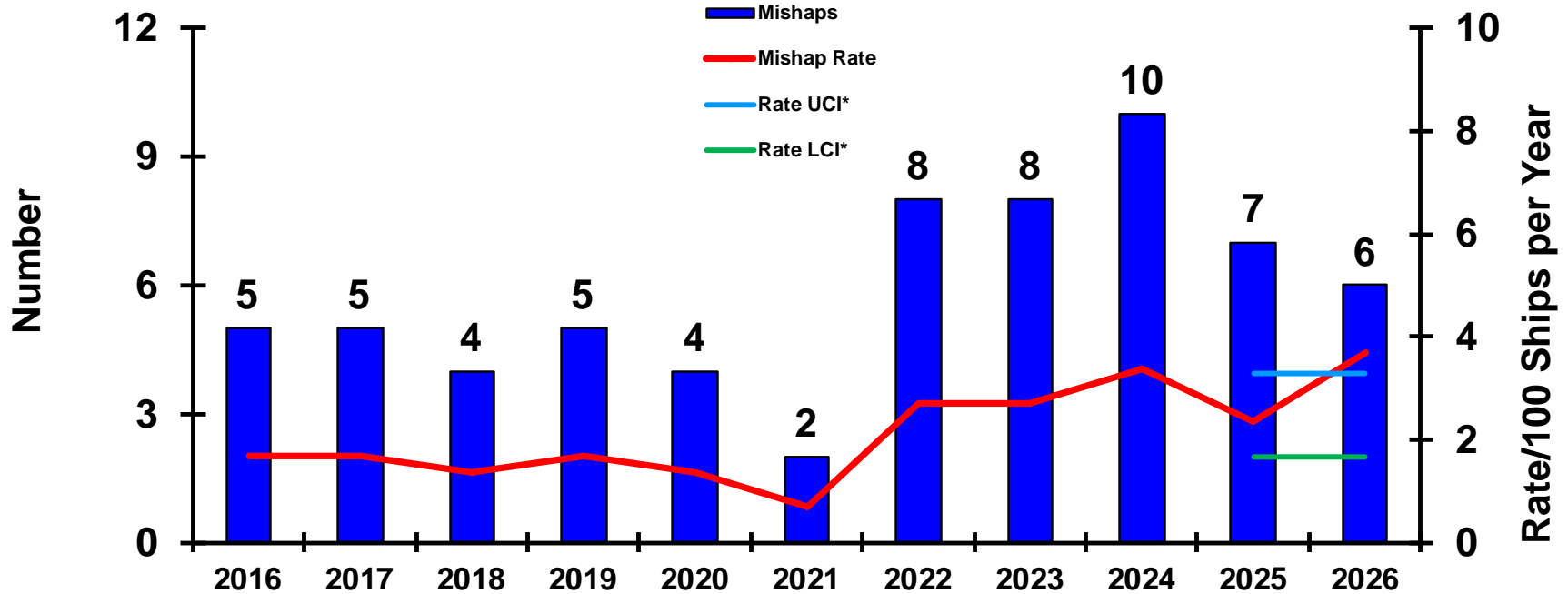
	<u>21-Apr-26</u>	<u>21-Apr-25</u>
CLASS A MISHAPS/MISHAP RATE FY COMPARISON:	3/0.75	1/0.24
FY25 MISHAPS/MISHAP RATE:	1/0.13	
10-YEAR AVERAGE (FY16-FY25) MISHAPS/MISHAP RATE:	1.30/0.16	

*see last slide for definition of UCI/LCI



CLASS 'A' - AFLOAT MISHAPS

(This slide is the summary slide for Slides 6-9. Slides 6-9 provide additional detailed information)

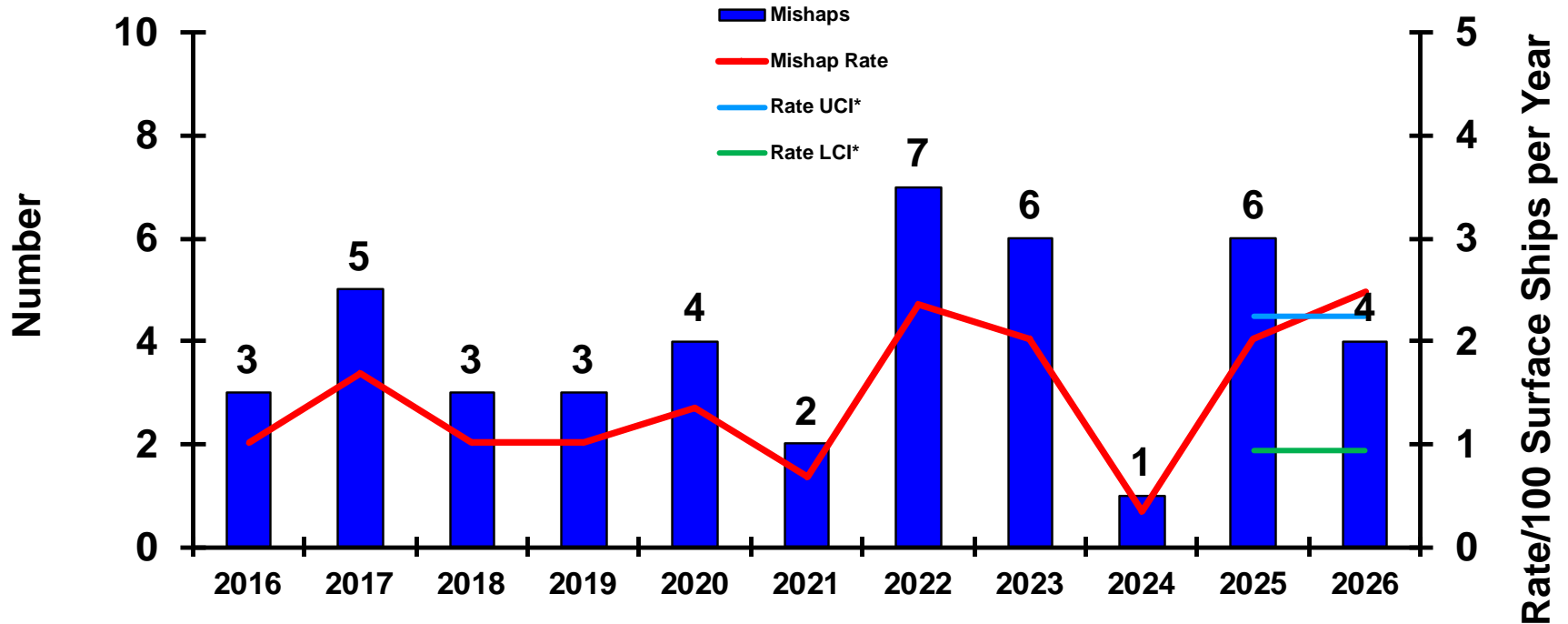


	<u>21-Apr-26</u>	<u>21-Apr-25</u>
CLASS A MISHAPS/MISHAP RATE FY COMPARISON:	6/3.68	3/1.84
FY25 MISHAPS/MISHAP RATE:	7/2.36	
10-YEAR AVERAGE (FY16-FY25) MISHAPS/MISHAP RATE:	5.80/1.96	

*see last slide for definition of UCI/LCI



CLASS 'A' - SURFACE SHIP MISHAPS

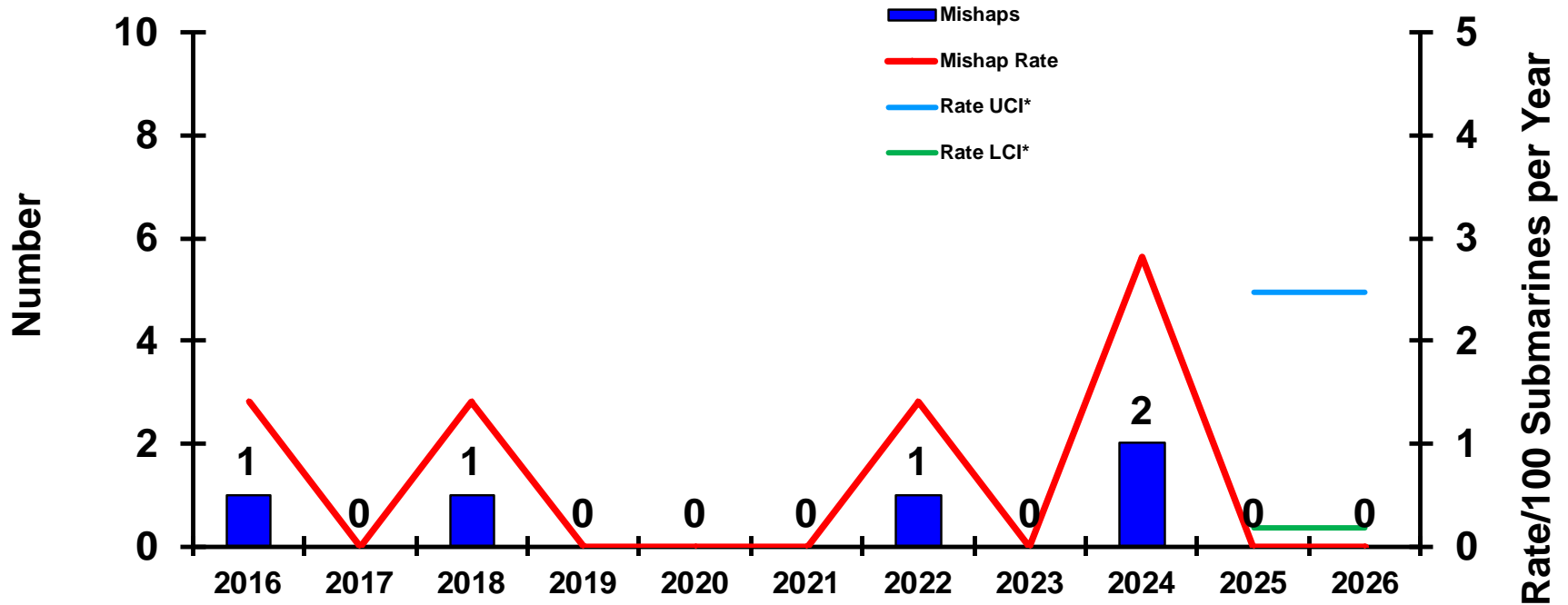


	<u>21-Apr-26</u>	<u>21-Apr-25</u>
CLASS A MISHAPS/MISHAP RATE FY COMPARISON:	4/2.48	2/1.23
FY25 MISHAPS/MISHAP RATE:	6/2.03	
10-YEAR AVERAGE (FY16-FY25) MISHAPS/MISHAP RATE:	4.00/1.35	

*see last slide for definition of UCI/LCI



CLASS 'A' - SUBMARINE MISHAPS

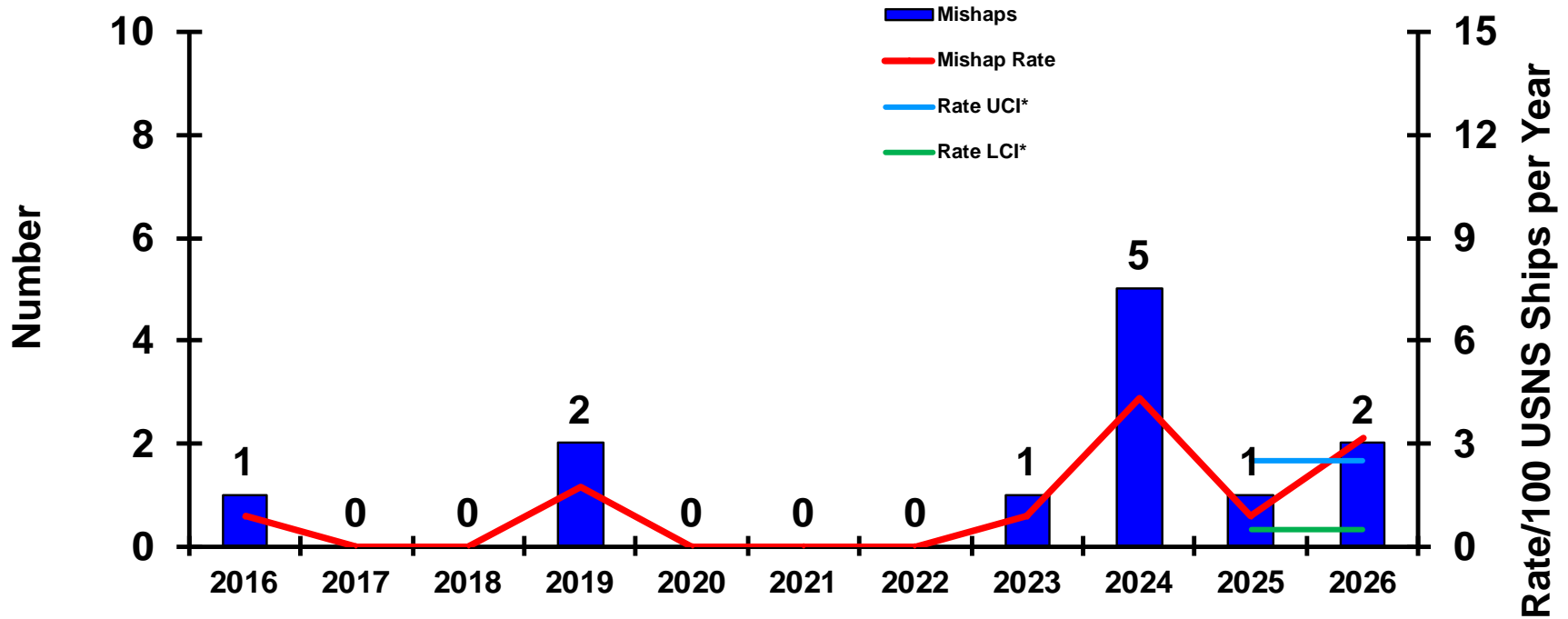


	<u>21-Apr-26</u>	<u>21-Apr-25</u>
CLASS A MISHAPS/MISHAP RATE FY COMPARISON:	0/0.00	0/0.00
FY25 MISHAPS/MISHAP RATE:	0/0.00	
10-YEAR AVERAGE (FY16-FY25) MISHAPS/MISHAP RATE:	0.50/0.70	

*see last slide for definition of UCI/LCI



CLASS 'A' - MILITARY SEALIFT COMMAND (MSC) AFLOAT MISHAPS

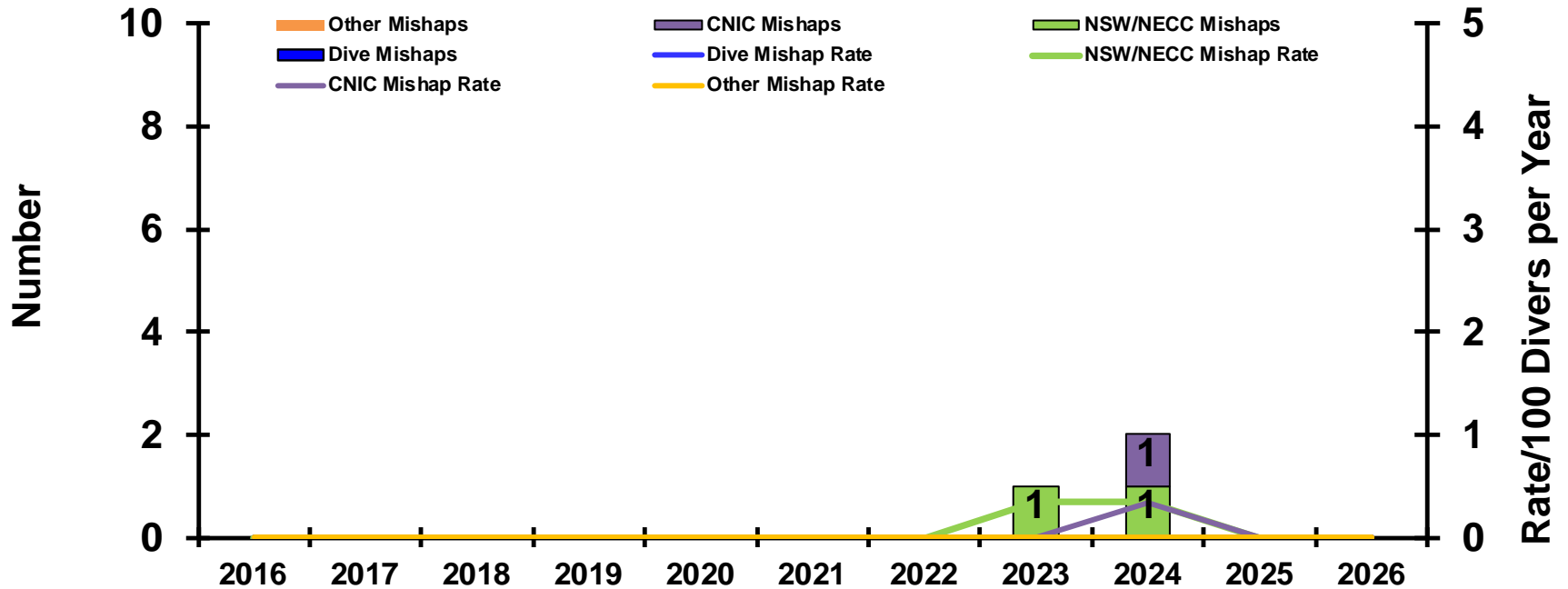


	<u>21-Apr-26</u>	<u>21-Apr-25</u>
CLASS A MISHAPS/MISHAP RATE FY COMPARISON:	2/3.13	1/1.57
FY25 MISHAPS/MISHAP RATE:	1/0.86	
10-YEAR AVERAGE (FY16-FY25) MISHAPS/MISHAP RATE:	1.00/0.86	

*see last slide for definition of UCI/LCI



CLASS 'A' – DIVE/CNIC/NSW/NECC/OTHER MISHAPS



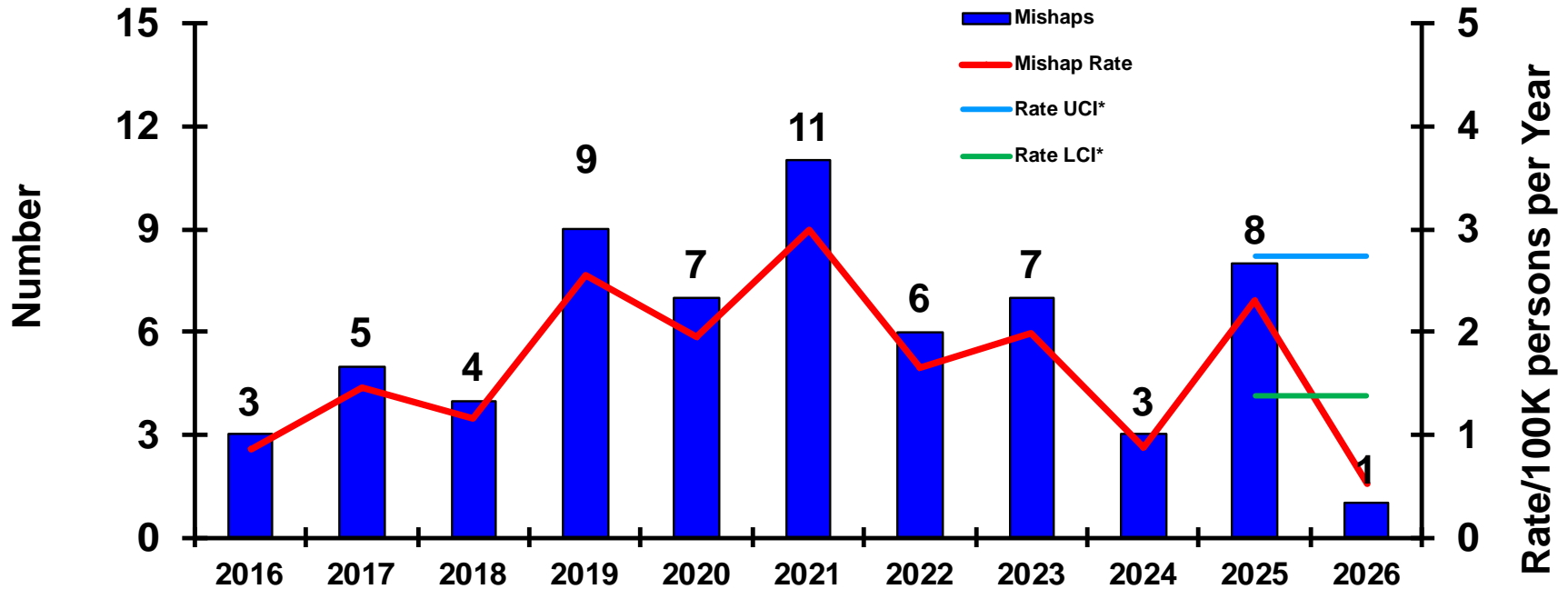
	Dive		NSW/NECC		CNIC		Other	
	21-Apr-26	21-Apr-25	21-Apr-26	21-Apr-25	21-Apr-26	21-Apr-25	21-Apr-26	21-Apr-25
CLASS A COMPARISON:	0/0.00	0/0.00	0/0.00	0/0.00	0/0.00	0/0.00	0/0.00	0/0.00
FY25 MISHAPS/MISHAP RATE:	0/0.00		0/0.00		0/0.00		0/0.00	
10-YEAR AVERAGE	0.00/0.00		0.20/0.07		0.10/0.03		0.00/0.00	

*see last slide for definition of UCI/LCI



CLASS 'A' - SHORE ON-DUTY MISHAPS

(This slide is the summary slide for Slides 11-14. Slides 11-14 provide additional detailed information)

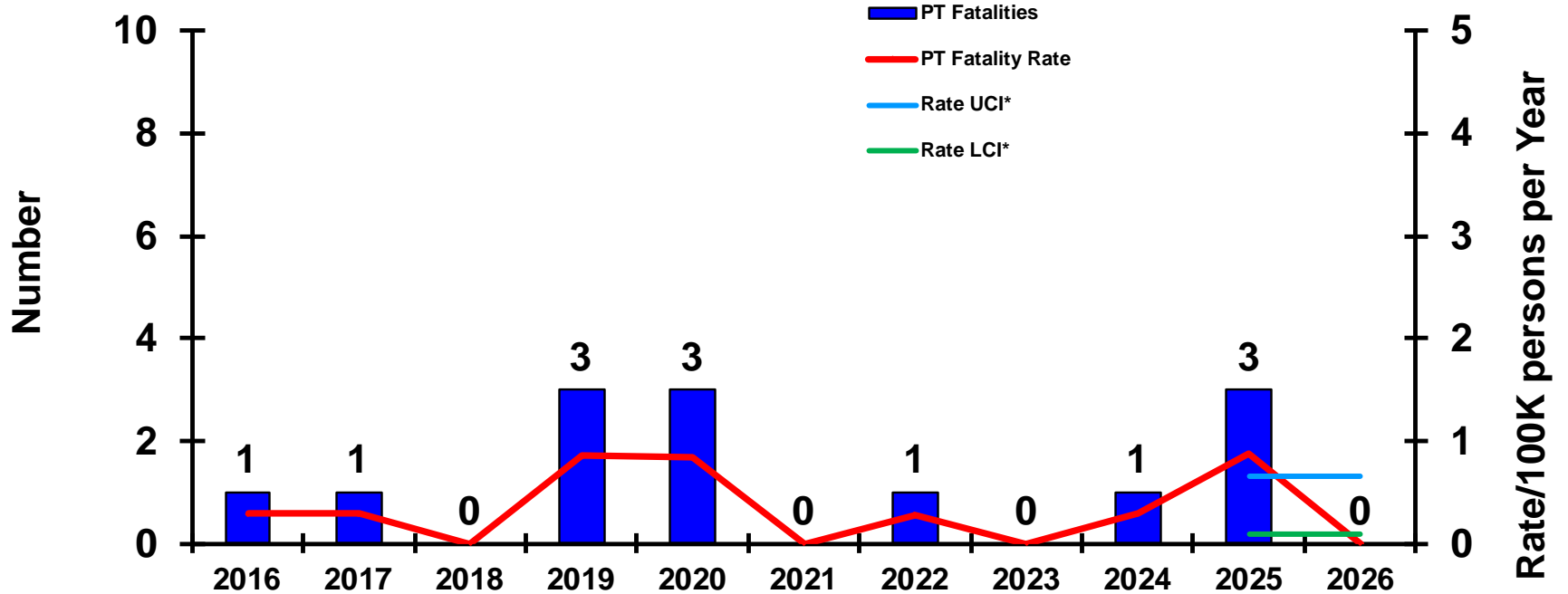


	<u>21-Apr-26</u>	<u>21-Apr-25</u>
CLASS A MISHAPS/MISHAP RATE FY COMPARISON:	1/0.52	2/1.05
FY25 MISHAPS/MISHAP RATE:	8/2.31	
10-YEAR AVERAGE (FY16-FY25) MISHAPS/MISHAP RATE:	6.30/1.79	

*see last slide for definition of UCI/LCI



CLASS 'A' - PHYSICAL TRAINING FATALITIES

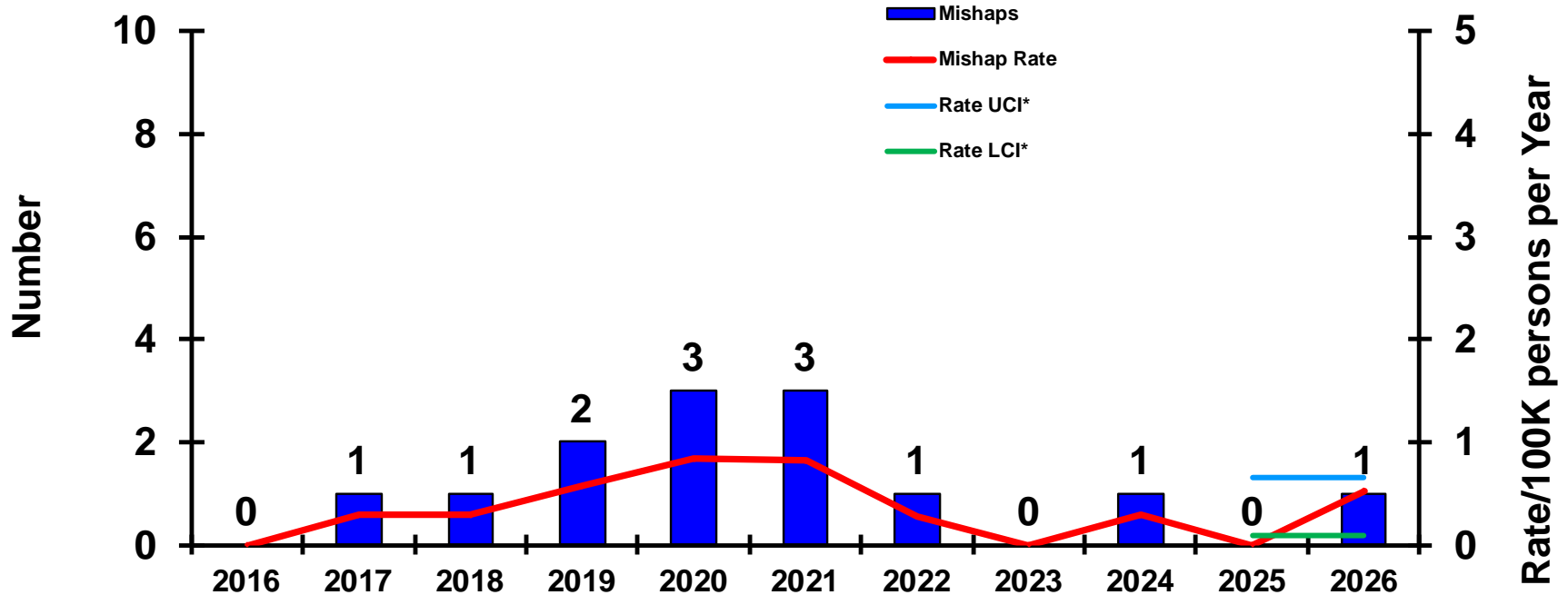


	<u>21-Apr-26</u>	<u>21-Apr-25</u>
CLASS A FATALITIES/FATALITY RATE FY COMPARISON:	0/0.00	0/0.00
FY25 FATALITIES/FATALITY RATE:	3/0.87	
10-YEAR AVERAGE (FY16-FY25) FATALITIES/FATALITY RATE:	1.30/0.37	

*see last slide for definition of UCI/LCI



CLASS 'A' - ON-DUTY MOTOR VEHICLE (MV) MISHAPS

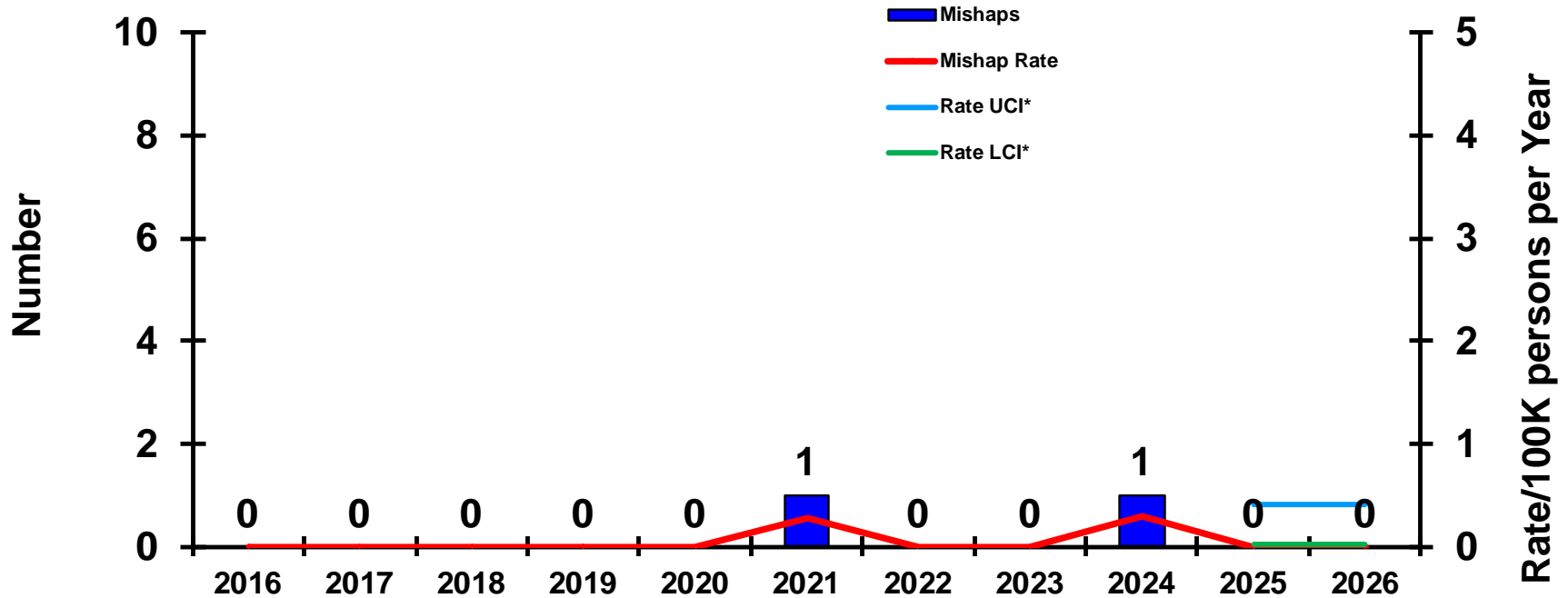


	<u>21-Apr-26</u>	<u>21-Apr-25</u>
CLASS A MISHAPS/MISHAP RATE FY COMPARISON:	1/0.52	0/0.00
FY25 MISHAPS/MISHAP RATE:	0/0.00	
10-YEAR AVERAGE (FY16-FY25) MISHAPS/MISHAP RATE:	1.20/0.34	

*see last slide for definition of UCI/LCI



CLASS 'A' - TACTICAL VEHICLE (TACVEH) MISHAPS

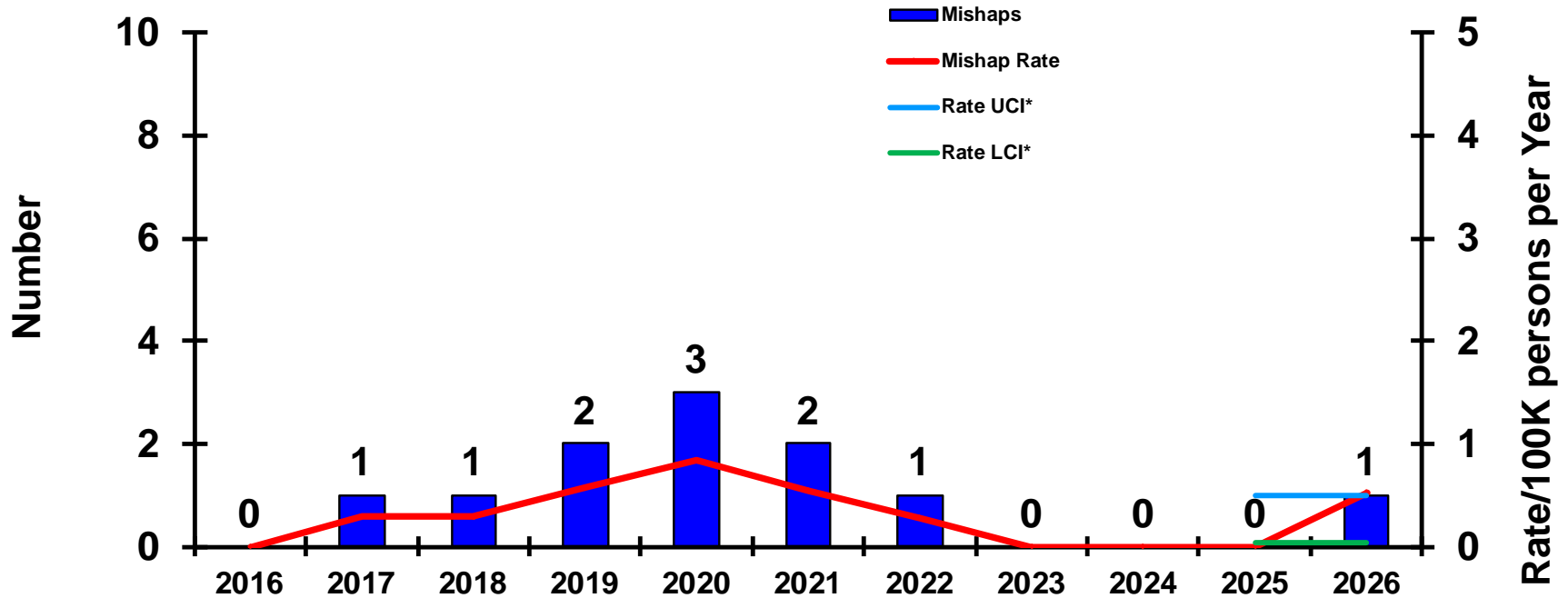


	<u>21-Apr-26</u>	<u>21-Apr-25</u>
CLASS A MISHAPS/MISHAP RATE FY COMPARISON:	0/0.00	0/0.00
FY25 MISHAPS/MISHAP RATE:	0/0.00	
10-YEAR AVERAGE (FY16-FY25) MISHAPS/MISHAP RATE:	0.20/0.06	

*see last slide for definition of UCI/LCI



CLASS 'A' - COMMERCIAL VEHICLE (COMMVEH) MISHAPS

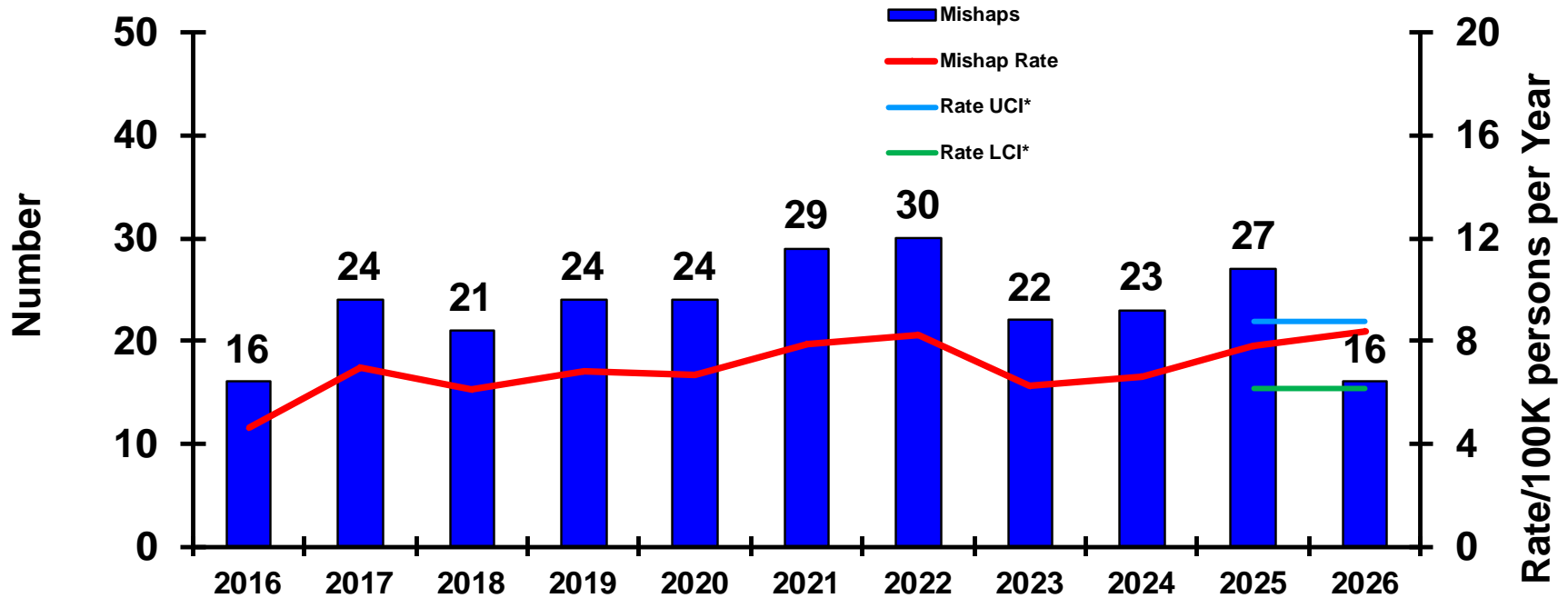


	<u>21-Apr-26</u>	<u>21-Apr-25</u>
CLASS A MISHAPS/MISHAP RATE FY COMPARISON:	1/0.52	0/0.00
FY25 MISHAPS/MISHAP RATE:	0/0.00	
10-YEAR AVERAGE (FY16-FY25) MISHAPS/MISHAP RATE:	1.00/0.28	

*see last slide for definition of UCI/LCI



CLASS 'A' - ON-DUTY MISHAPS

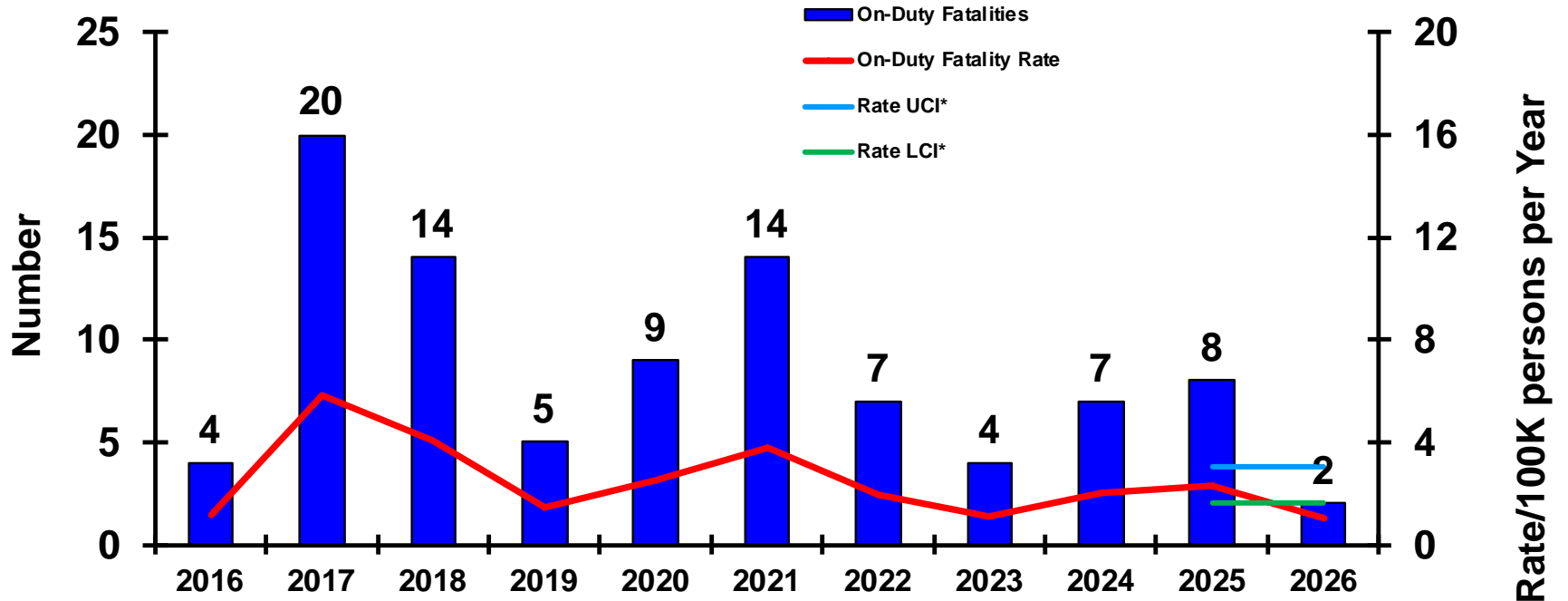


	<u>21-Apr-26</u>	<u>21-Apr-25</u>
CLASS A MISHAPS/MISHAP RATE FY COMPARISON:	16/8.39	12/6.29
FY25 MISHAPS/MISHAP RATE:	27/7.80	
10-YEAR AVERAGE (FY16-FY25) MISHAPS/MISHAP RATE:	24.00/6.81	

*see last slide for definition of UCI/LCI



CLASS 'A' - ON-DUTY FATALITIES



Slide does not show Government Civilian Fatalities: FY26 - 1

Slide does not show Permanent Total Disability (PTD) : FY26 - 1

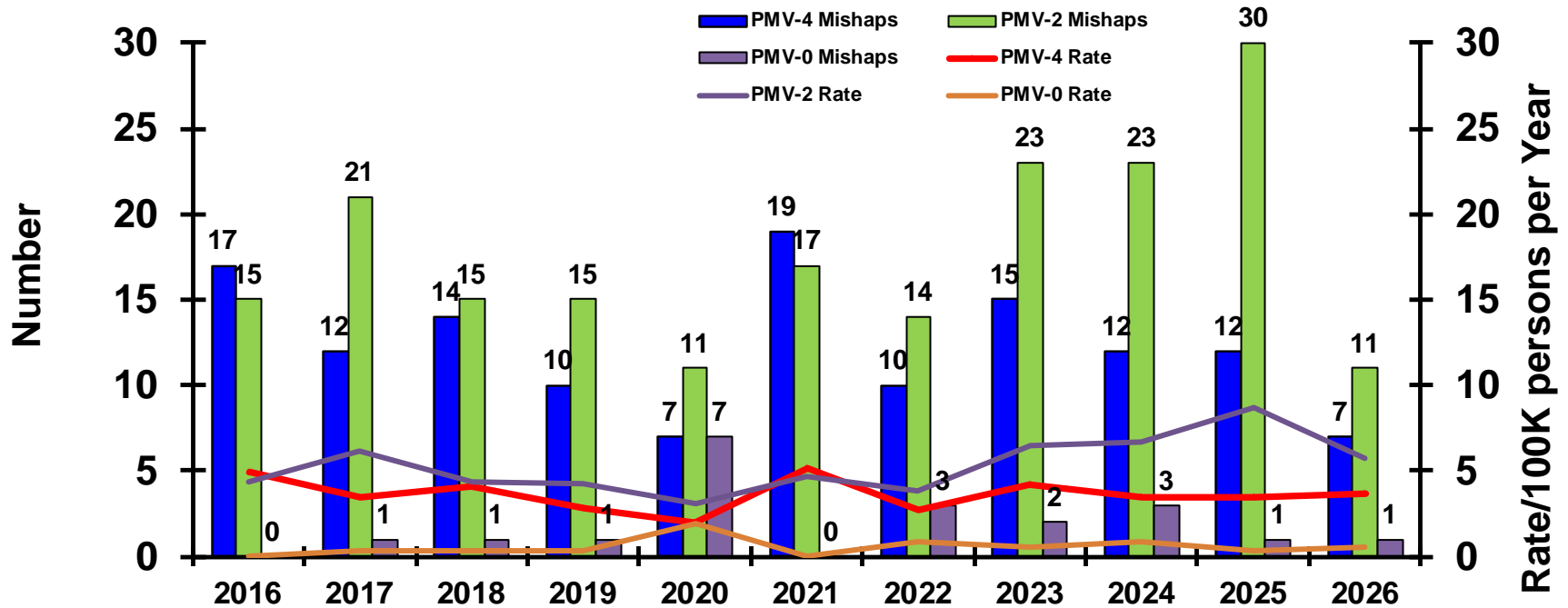
	21-Apr-26	21-Apr-25
CLASS A FATALITIES/FATALITY RATE FY COMPARISON:	2/1.05	3/1.57
FY25 FATALITIES/FATALITY RATE:	8/2.31	
10-YEAR AVERAGE (FY16-FY25) FATALITIES/FATALITY RATE:	9.20/2.61	

*see last slide for definition of UCI/LCI



CLASS 'A' - PRIVATE MOTOR VEHICLES (PMV) MISHAPS

(This slide is the summary slide for Slides 18-21. Slides 18-21 provide additional detailed information)



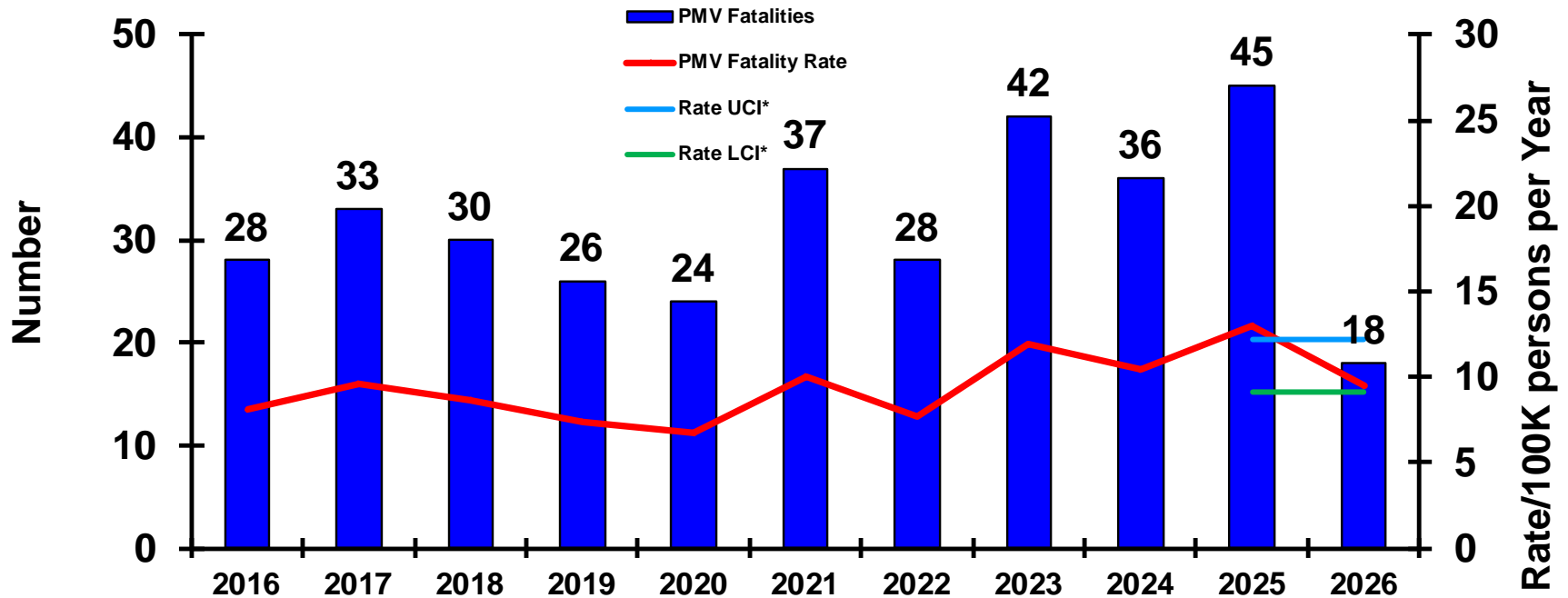
	PMV-4		PMV-2		PMV-0	
	21-Apr-26	21-Apr-25	21-Apr-26	21-Apr-25	21-Apr-26	21-Apr-25
CLASS A MISHAPS/MISHAP RATE FY COMPARISON:	7/3.67	4/2.10	11/5.77	16/8.39	1/0.52	1/0.52
FY25 MISHAPS/MISHAP RATE:	12/3.47		30/8.66		1/0.29	
10-YEAR AVERAGE (FY16-FY25) MISHAPS/MISHAP RATE:	12.80/3.63		18.40/5.22		1.90/0.54	

*see last slide for definition of UCI/LCI



CLASS 'A' - PRIVATE MOTOR VEHICLE (PMV) FATALITIES

(This slide is the summary slide for Slides 19-21. Slides 19-21 provide additional detailed information)



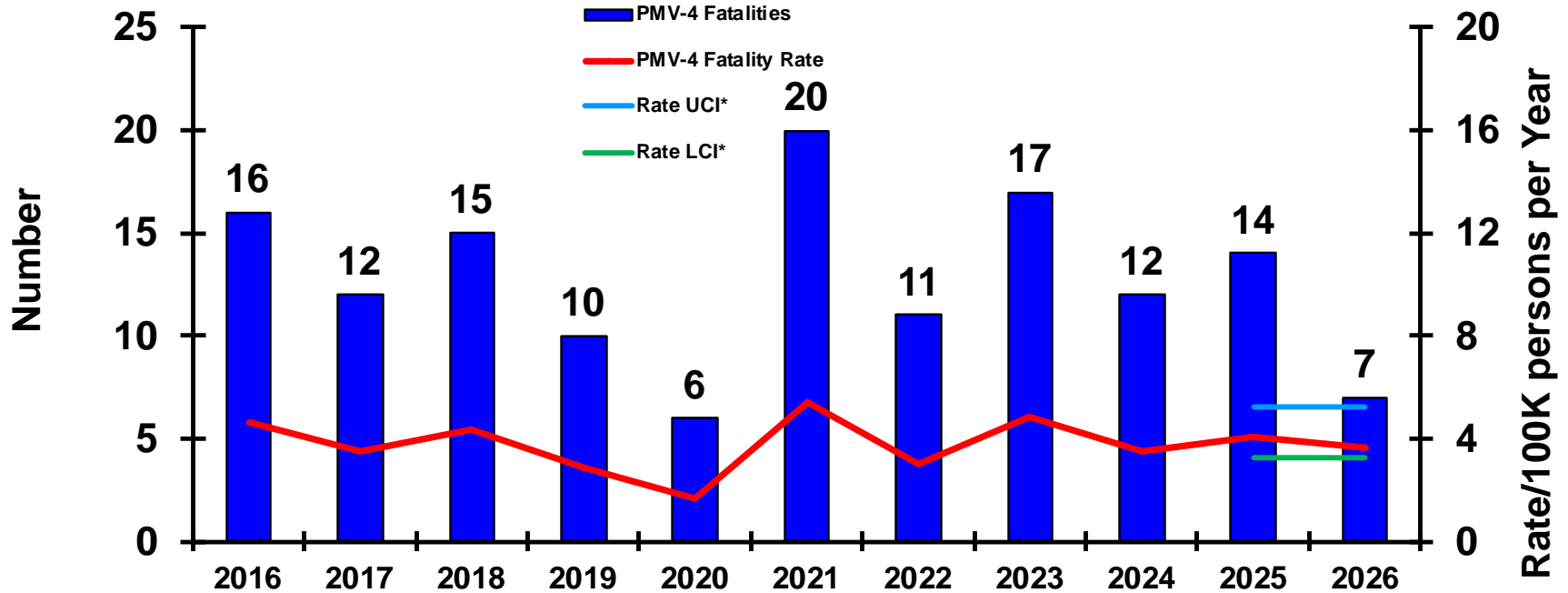
Slide does not show Permanent Total Disability (PTD) : FY26 - 1

	21-Apr-26	21-Apr-25
CLASS A FATALITIES/FATALITY RATE FY COMPARISON:	18/9.44	21/11.01
FY25 FATALITIES/FATALITY RATE:	45/12.99	
10-YEAR AVERAGE (FY16-FY25) FATALITIES/FATALITY RATE:	32.90/9.33	

*see last slide for definition of UCI/LCI



CLASS 'A' - AUTOMOBILE (PMV-4) FATALITIES

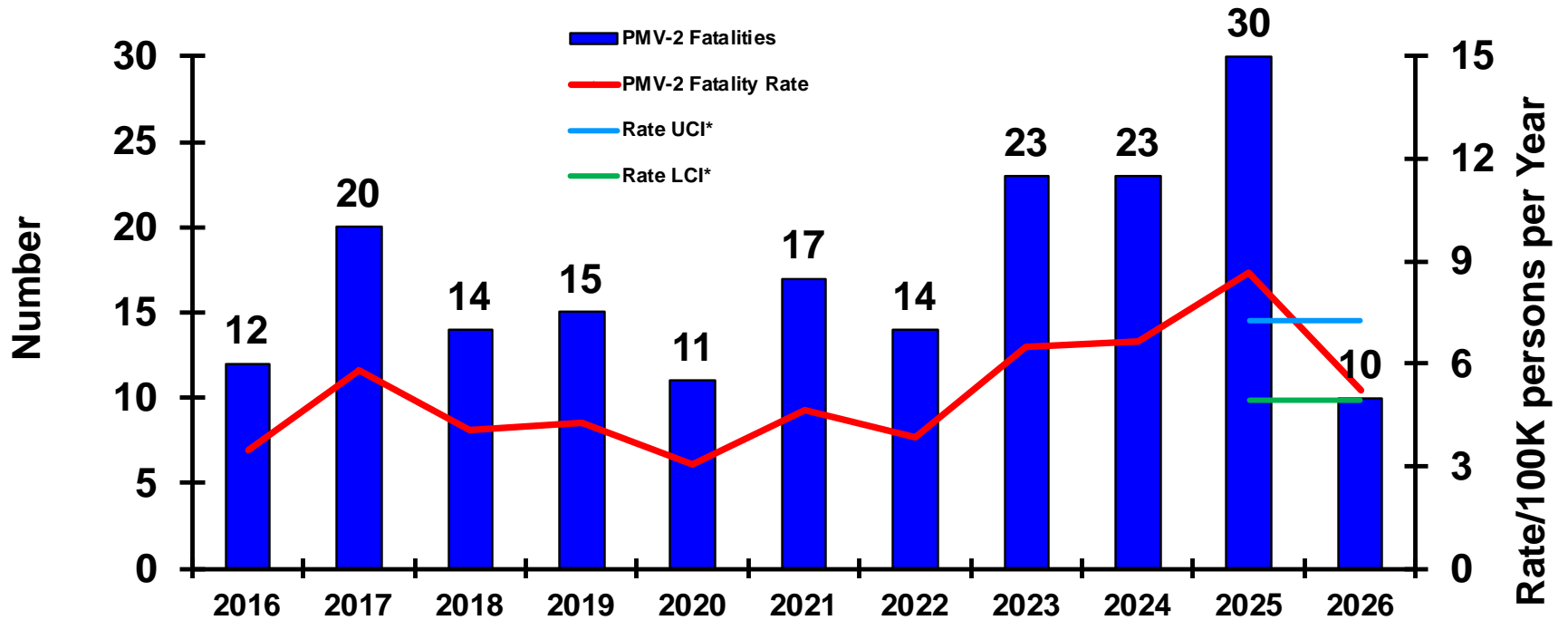


	<u>21-Apr-26</u>	<u>21-Apr-25</u>
CLASS A FATALITIES/FATALITY RATE FY COMPARISON:	7/3.67	4/2.10
FY25 FATALITIES/FATALITY RATE:	14/4.04	
10-YEAR AVERAGE (FY16-FY25) FATALITIES/FATALITY RATE:	13.30/3.77	

*see last slide for definition of UCI/LCI



CLASS 'A' - MOTORCYCLE (PMV-2) FATALITIES



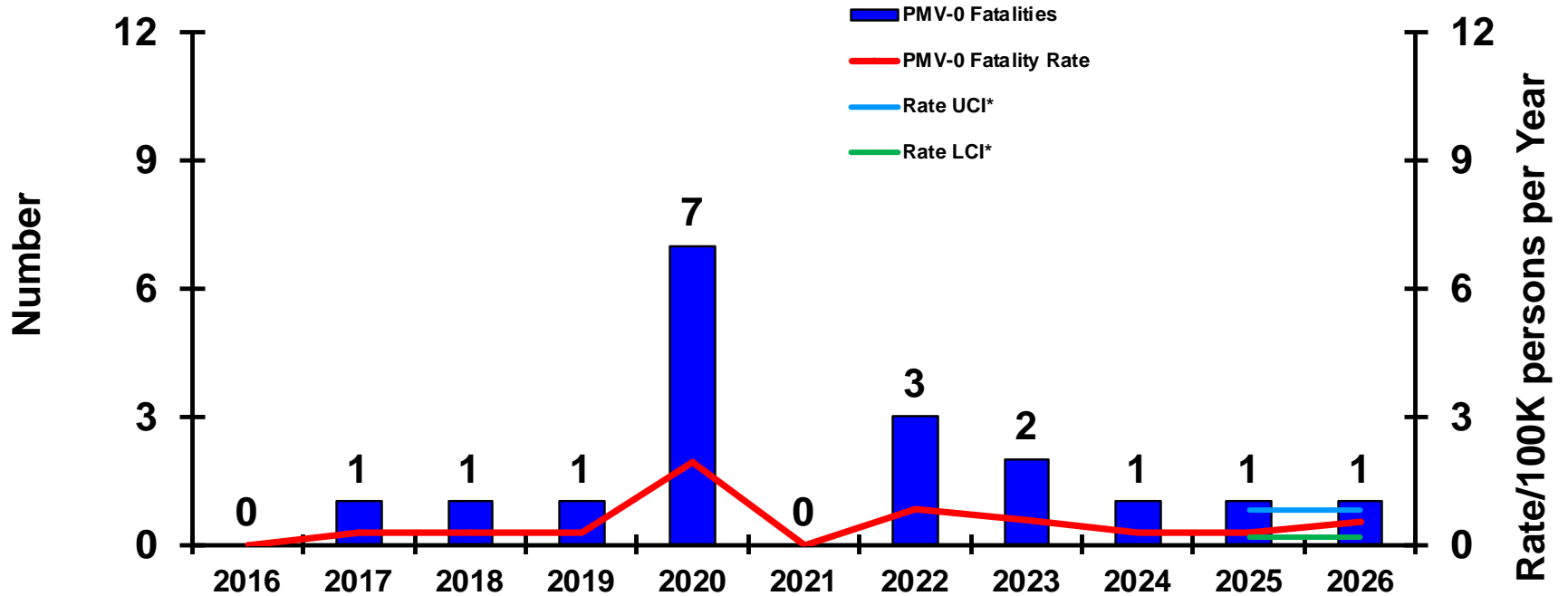
Slide does not show Permanent Total Disability (PTD) : FY26 - 1

	21-Apr-26	21-Apr-25
CLASS A FATALITIES/FATALITY RATE FY COMPARISON:	10/5.24	16/8.39
FY25 FATALITIES/FATALITY RATE:	30/8.66	
10-YEAR AVERAGE (FY16-FY25) FATALITIES/FATALITY RATE:	17.90/5.08	

*see last slide for definition of UCI/LCI



CLASS 'A' - PEDESTRIAN (PMV-0) FATALITIES

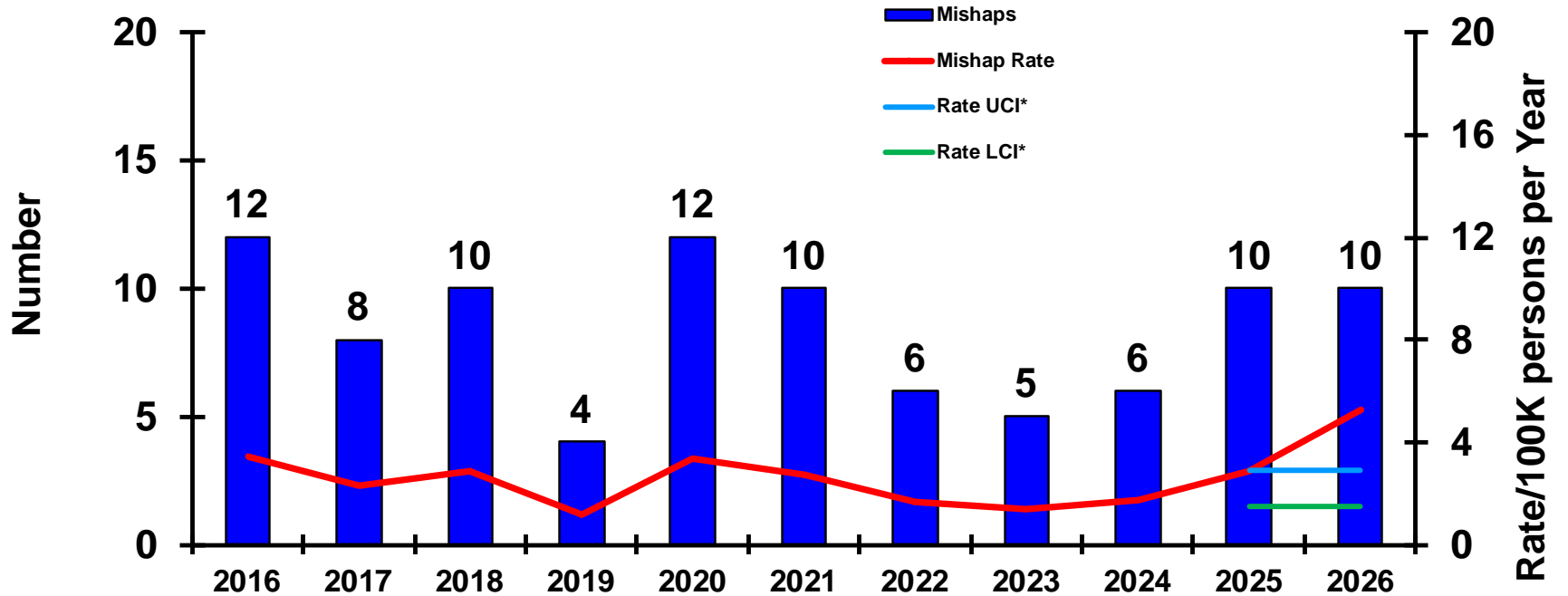


	21-Apr-26	21-Apr-25
CLASS A FATALITIES/FATALITY RATE FY COMPARISON:	1/0.52	1/0.52
FY25 FATALITIES/FATALITY RATE:	1/0.29	
10-YEAR AVERAGE (FY16-FY25) FATALITIES/FATALITY RATE:	1.70/0.48	

*see last slide for definition of UCI/LCI



CLASS 'A' - OFF-DUTY/REC MISHAPS

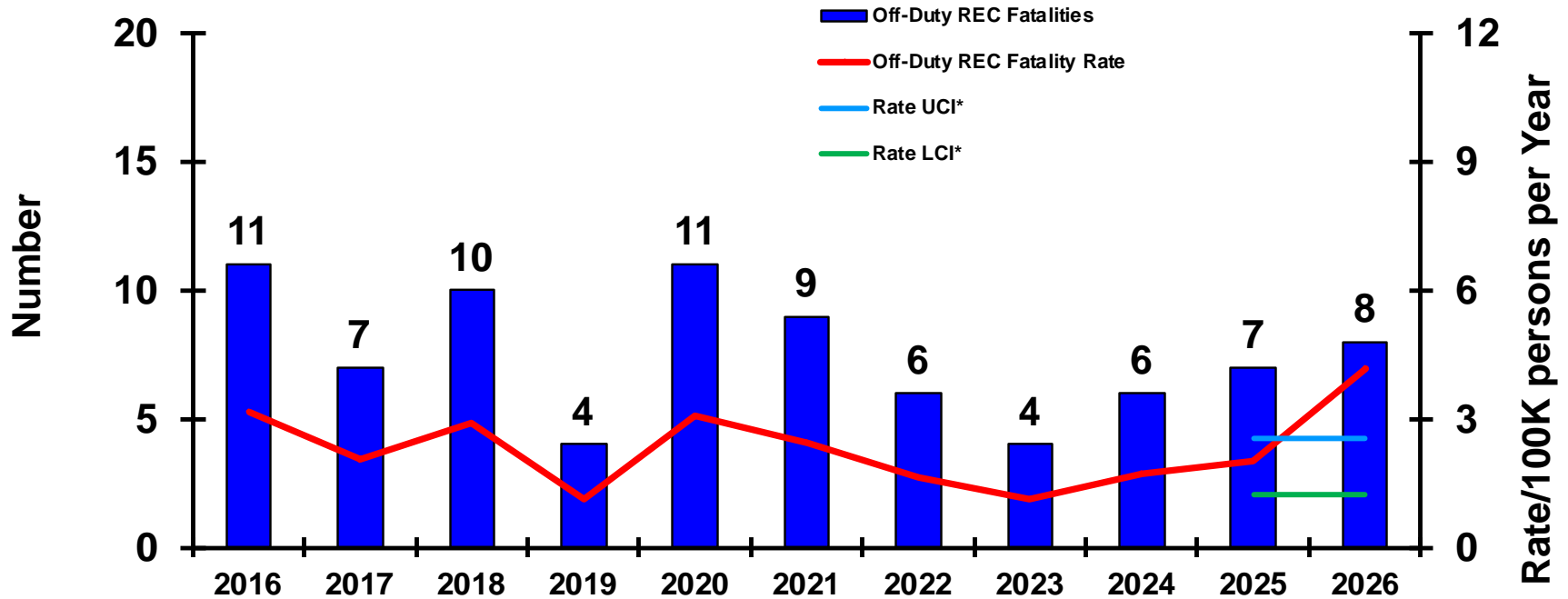


	<u>21-Apr-26</u>	<u>21-Apr-25</u>
CLASS A MISHAPS/MISHAP RATE FY COMPARISON:	10/5.24	6/3.15
FY25 MISHAPS/MISHAP RATE:	10/2.89	
10-YEAR AVERAGE (FY16-FY25) MISHAPS/MISHAP RATE:	8.30/2.35	

*see last slide for definition of UCI/LCI



CLASS 'A' - OFF-DUTY/REC FATALITIES



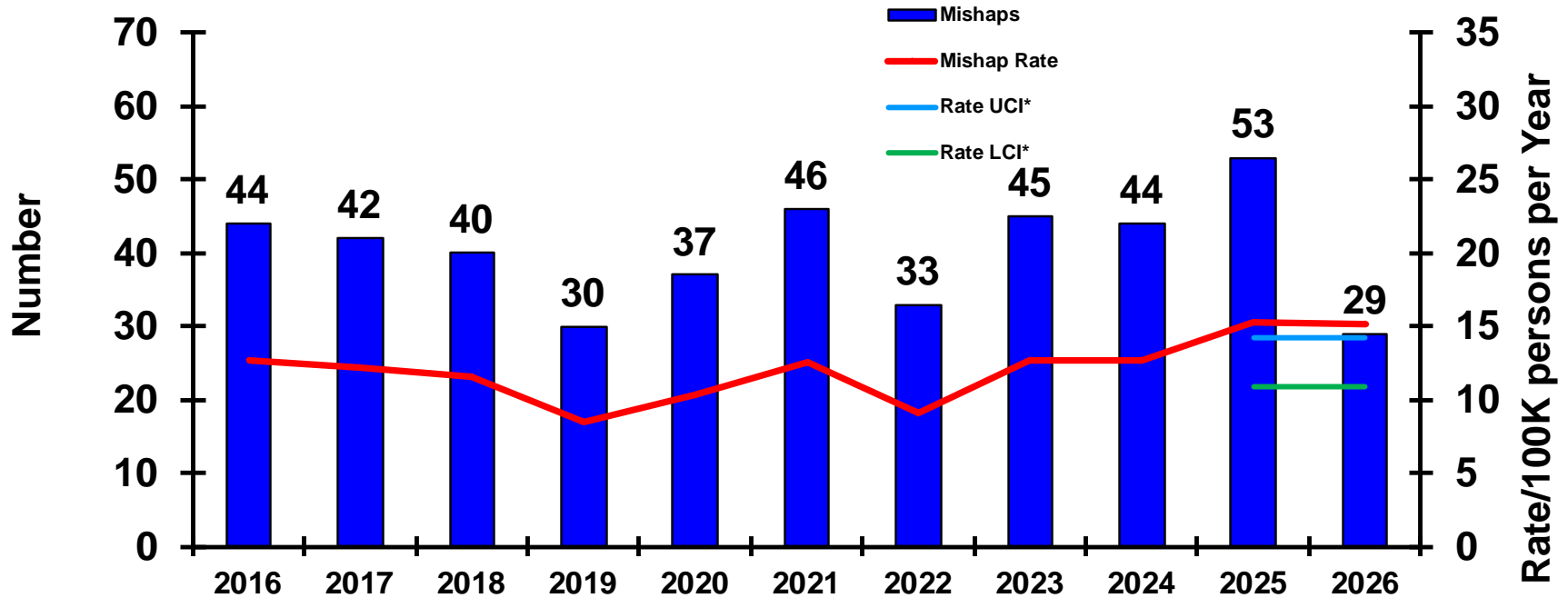
Slide does not show Permanent Total Disability (PTD) : FY26 - 2

	21-Apr-26	21-Apr-25
CLASS A FATALITIES/FATALITY RATE FY COMPARISON:	8/4.19	5/2.62
FY25 FATALITIES/FATALITY RATE:	7/2.02	
10-YEAR AVERAGE (FY16-FY25) FATALITIES/FATALITY RATE:	7.50/2.13	

*see last slide for definition of UCI/LCI



CLASS 'A' - OFF-DUTY MISHAPS

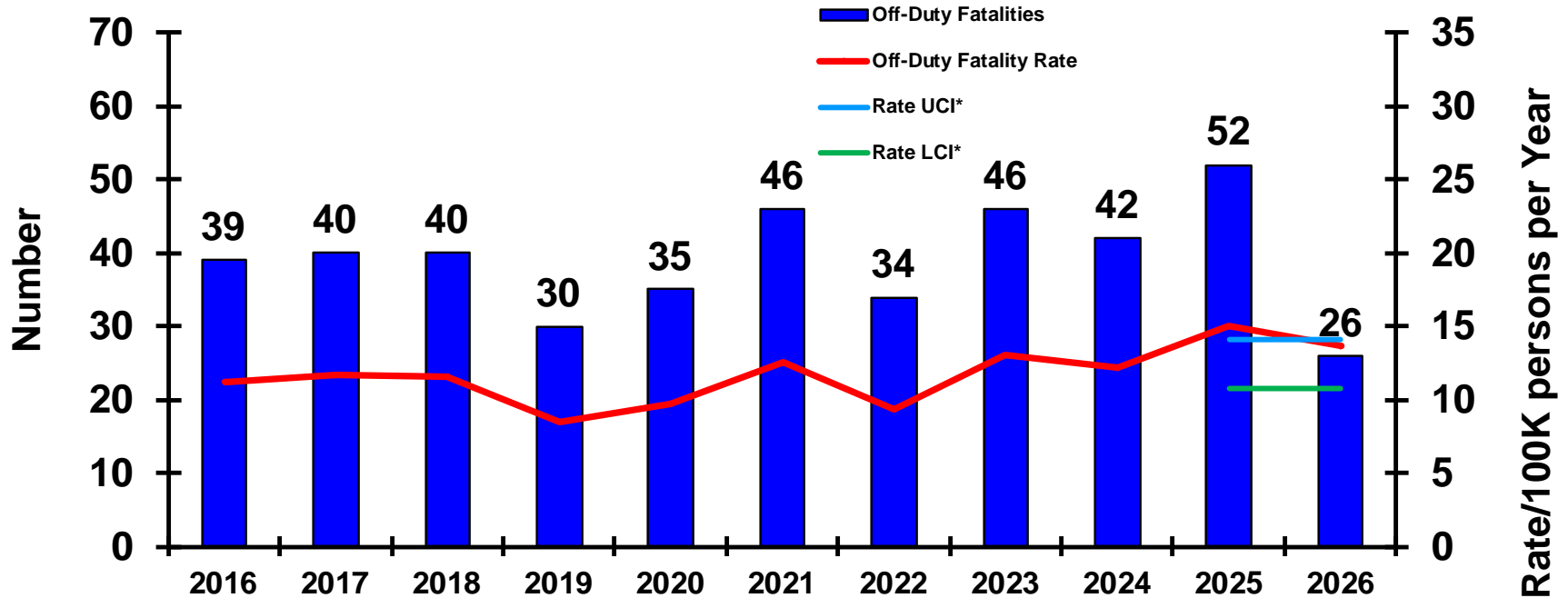


	<u>21-Apr-26</u>	<u>21-Apr-25</u>
CLASS A MISHAPS/MISHAP RATE FY COMPARISON:	29/15.21	27/14.16
FY25 MISHAPS/MISHAP RATE:	53/15.30	
10-YEAR AVERAGE (FY16-FY25) MISHAPS/MISHAP RATE:	41.40/11.75	

*see last slide for definition of UCI/LCI



CLASS 'A' - OFF-DUTY FATALITIES



Slide does not show Government Civilian Fatalities: FY26 - 0

Slide does not show Permanent Total Disability (PTD) : FY26 - 3

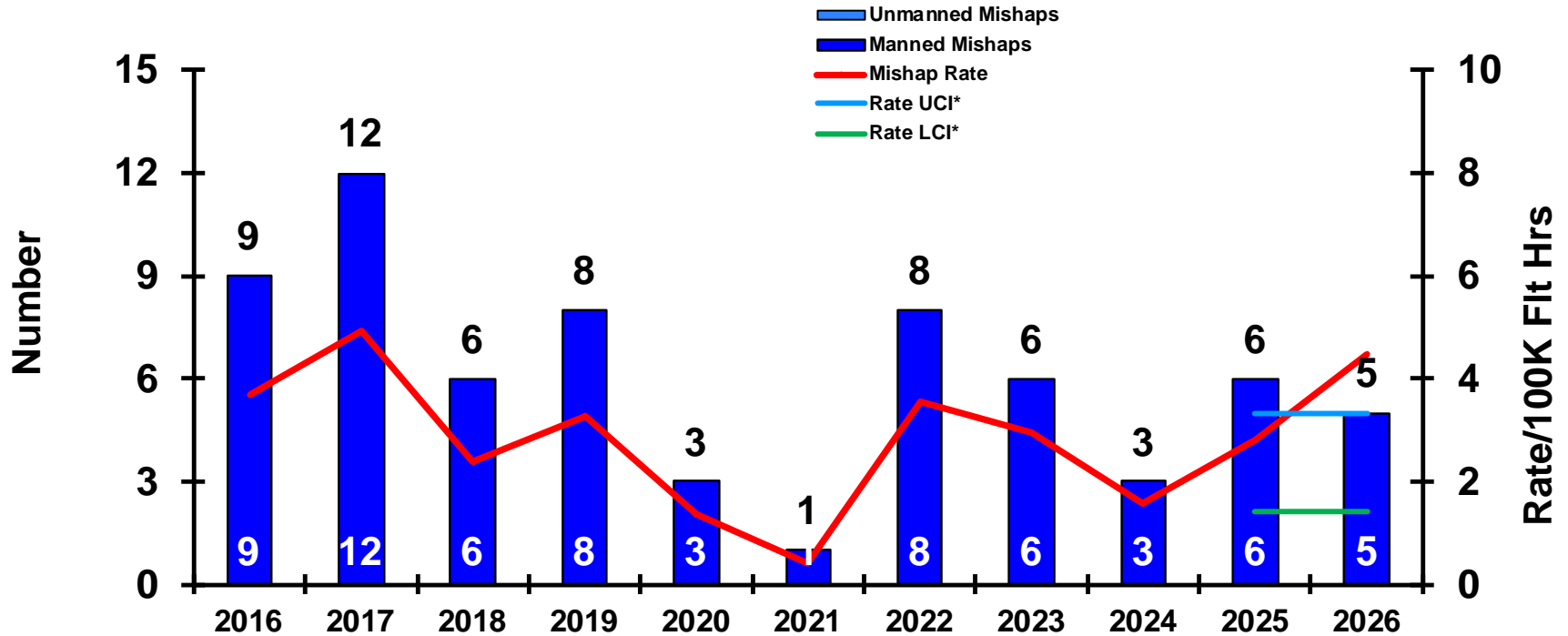
	<u>21-Apr-26</u>	<u>21-Apr-25</u>
CLASS A FATALITIES/FATALITY RATE FY COMPARISON:	26/13.63	26/13.63
FY25 FATALITIES/FATALITY RATE:	52/15.02	
10-YEAR AVERAGE (FY16-FY25) FATALITIES/FATALITY RATE:	40.40/11.46	

*see last slide for definition of UCI/LCI



CLASS 'A' - AVIATION MISHAPS

(This slide is the summary slide for Slides 29-31. Slides 29-31 provide additional detailed information)

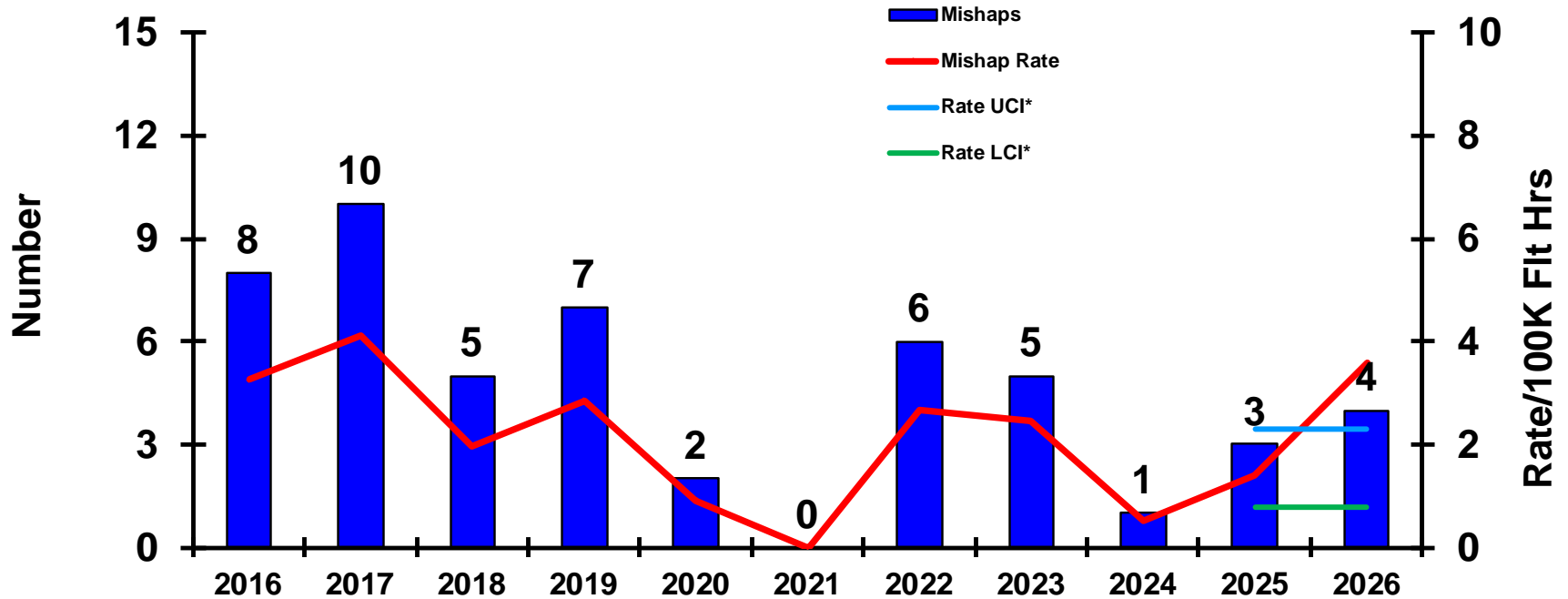


	<u>21-Apr-26</u>	<u>21-Apr-25</u>
CLASS A MISHAPS/MISHAP RATE FY COMPARISON:	5/4.47	2/1.70
FY25 MISHAPS/MISHAP RATE:	6/2.80	
10-YEAR AVERAGE (FY16-FY25) MISHAPS/MISHAP RATE:	6.20/2.72	



CLASS 'A' - FLIGHT MISHAPS

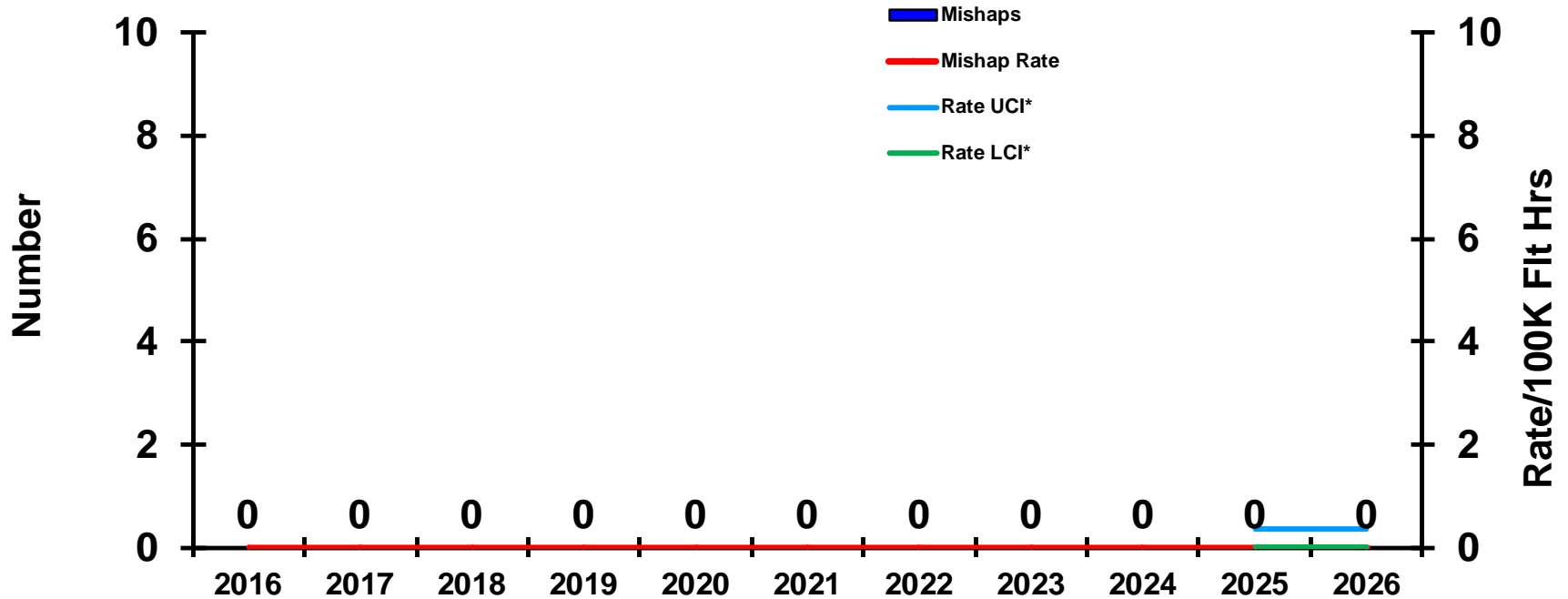
Manned Aircraft Only



	<u>21-Apr-26</u>	<u>21-Apr-25</u>
CLASS A MISHAPS/MISHAP RATE FY COMPARISON:	4/3.58	2/1.70
FY25 MISHAPS/MISHAP RATE:	3/1.40	
10-YEAR AVERAGE (FY16-FY25) MISHAPS/MISHAP RATE:	4.70/2.06	



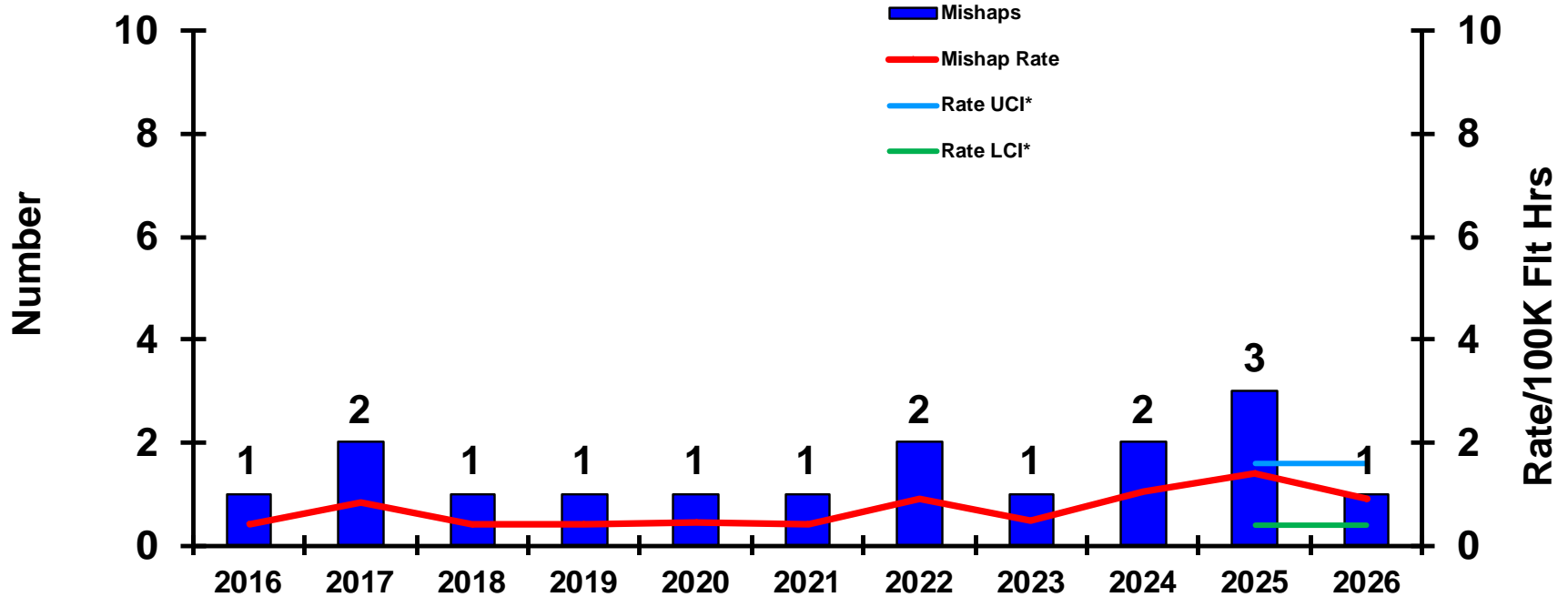
CLASS 'A' - FLIGHT-RELATED (FREL) MISHAPS *Manned Aircraft Only*



	<u>21-Apr-26</u>	<u>21-Apr-25</u>
CLASS A MISHAPS/MISHAP RATE FY COMPARISON:	0/0.00	0/0.00
FY25 MISHAPS/MISHAP RATE:	0/0.00	
10-YEAR AVERAGE (FY16-FY25) MISHAPS/MISHAP RATE:	0.00/0.00	



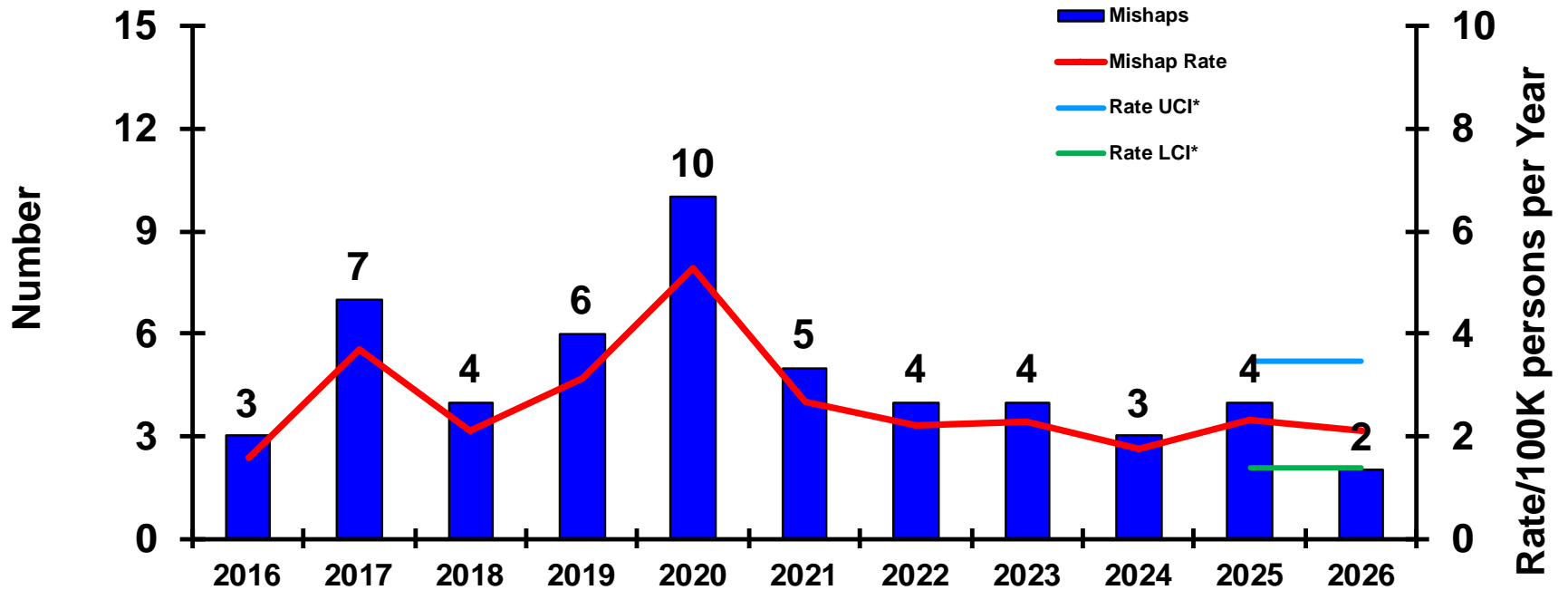
CLASS 'A' - AVIATION GROUND MISHAPS (AGM) *Manned Aircraft Only*



	<u>21-Apr-26</u>	<u>21-Apr-25</u>
CLASS A MISHAPS/MISHAP RATE FY COMPARISON:	1/0.89	0/0.00
FY25 MISHAPS/MISHAP RATE:	3/1.40	
10-YEAR AVERAGE (FY16-FY25) MISHAPS/MISHAP RATE:	1.50/0.66	



CLASS 'A' - GROUND ON-DUTY MISHAPS



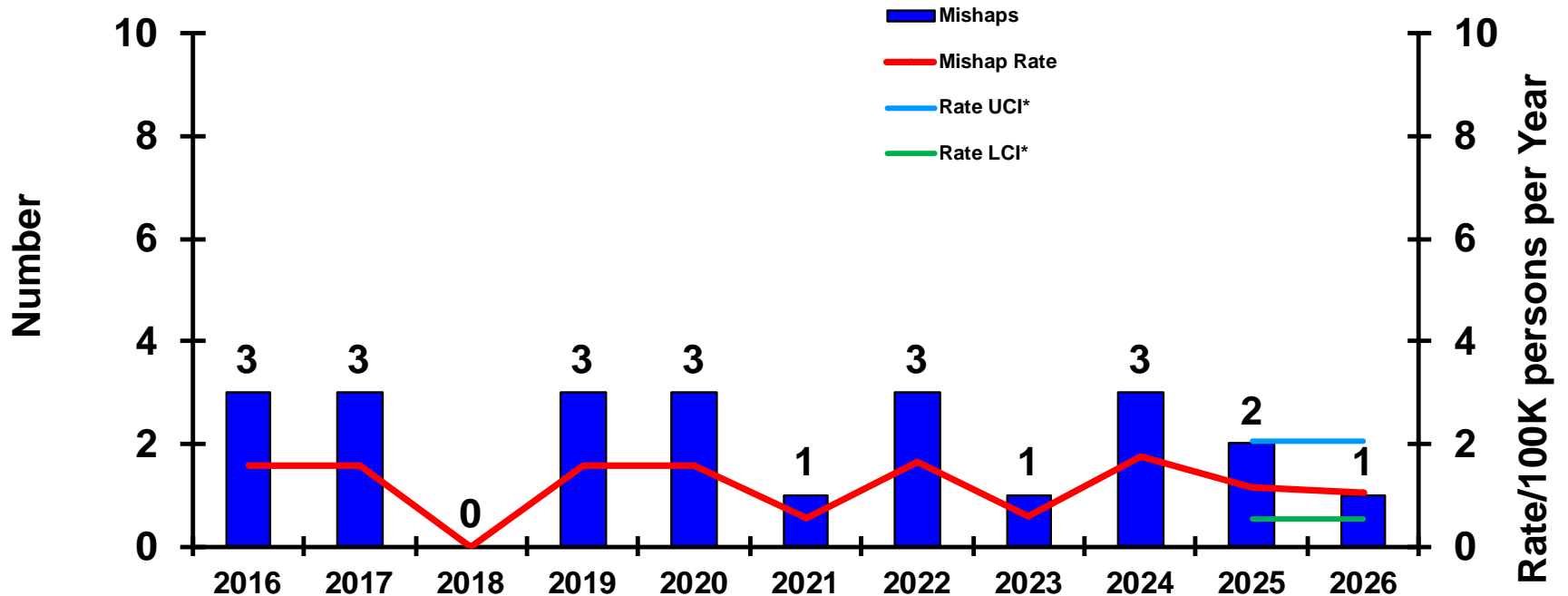
	<u>21-Apr-26</u>	<u>21-Apr-25</u>
CLASS A MISHAPS/MISHAP RATE FY COMPARISON:	2/2.10	2/2.10
FY25 MISHAPS/MISHAP RATE:	4/2.32	
10-YEAR AVERAGE (FY16-FY25) MISHAPS/MISHAP RATE:	5.00/2.71	

*see last slide for definition of UCI/LCI



CLASS 'A' - ON-DUTY MOTOR VEHICLE (MV) MISHAPS

(This slide is the summary slide for Slides 34-36. Slides 34-36 provide additional detailed information)

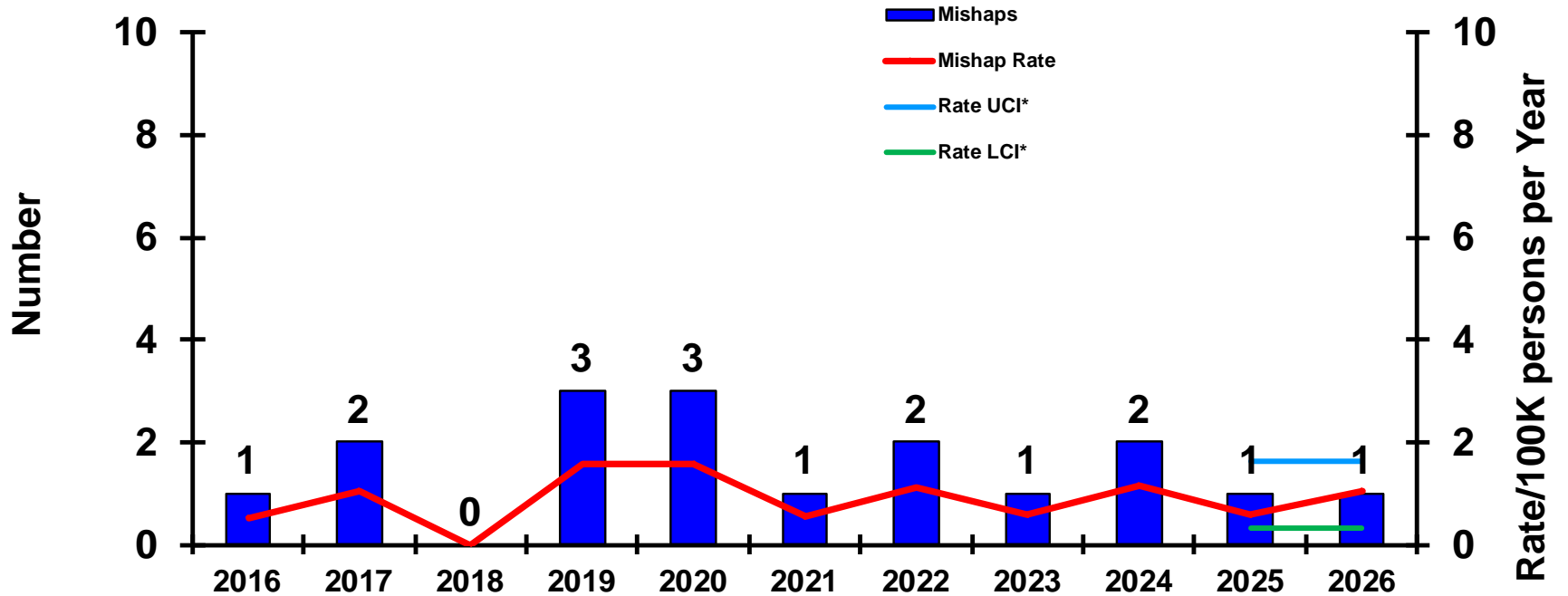


	<u>21-Apr-26</u>	<u>21-Apr-25</u>
CLASS A MISHAPS/MISHAP RATE FY COMPARISON:	1/1.05	2/2.10
FY25 MISHAPS/MISHAP RATE:	2/1.16	
10-YEAR AVERAGE (FY16-FY25) MISHAPS/MISHAP RATE:	2.20/1.19	

*see last slide for definition of UCI/LCI



CLASS 'A' - TACTICAL VEHICLE (TACVEH) MISHAPS

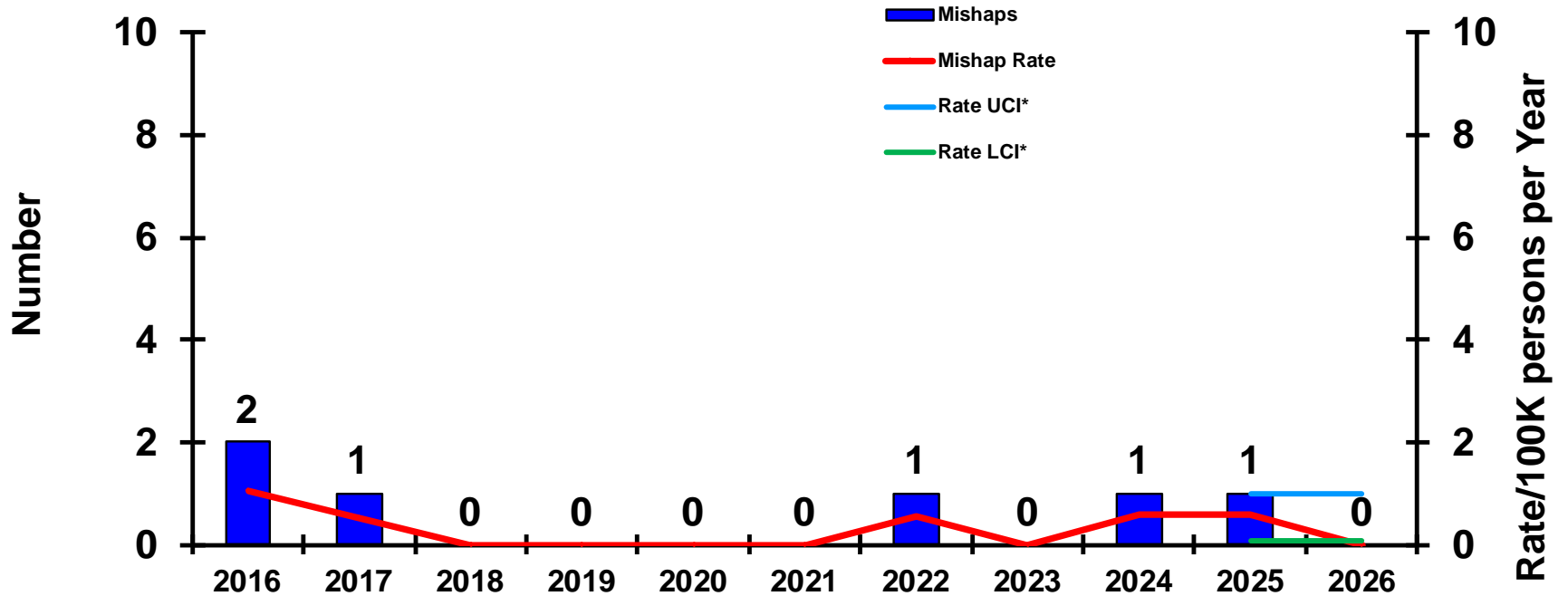


	<u>21-Apr-26</u>	<u>21-Apr-25</u>
CLASS A MISHAPS/MISHAP RATE FY COMPARISON:	1/1.05	1/1.05
FY25 MISHAPS/MISHAP RATE:	1/0.58	
10-YEAR AVERAGE (FY16-FY25) MISHAPS/MISHAP RATE:	1.60/0.87	

*see last slide for definition of UCI/LCI



CLASS 'A' - COMMERCIAL VEHICLE (COMMVEH) MISHAPS

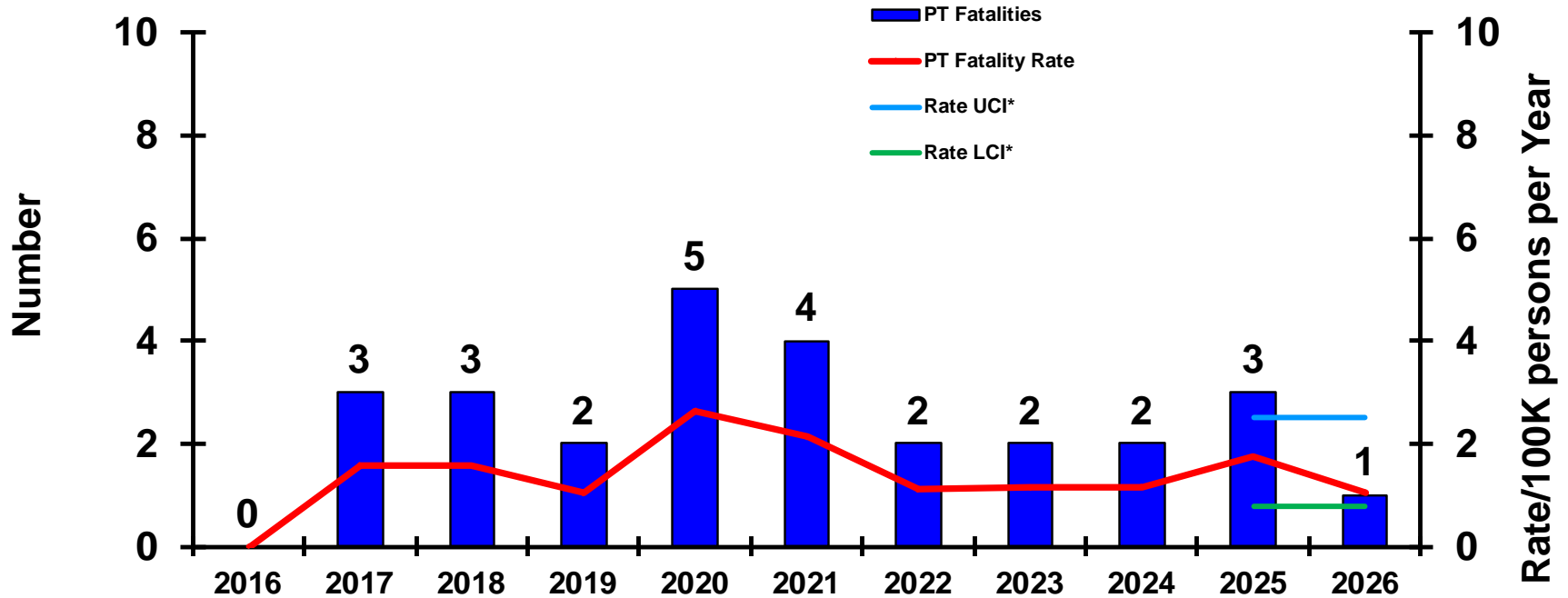


	<u>21-Apr-26</u>	<u>21-Apr-25</u>
CLASS A MISHAPS/MISHAP RATE FY COMPARISON:	0/0.00	1/1.05
FY25 MISHAPS/MISHAP RATE:	1/0.58	
10-YEAR AVERAGE (FY16-FY25) MISHAPS/MISHAP RATE:	0.60/0.33	

*see last slide for definition of UCI/LCI



CLASS 'A' - PHYSICAL TRAINING FATALITIES

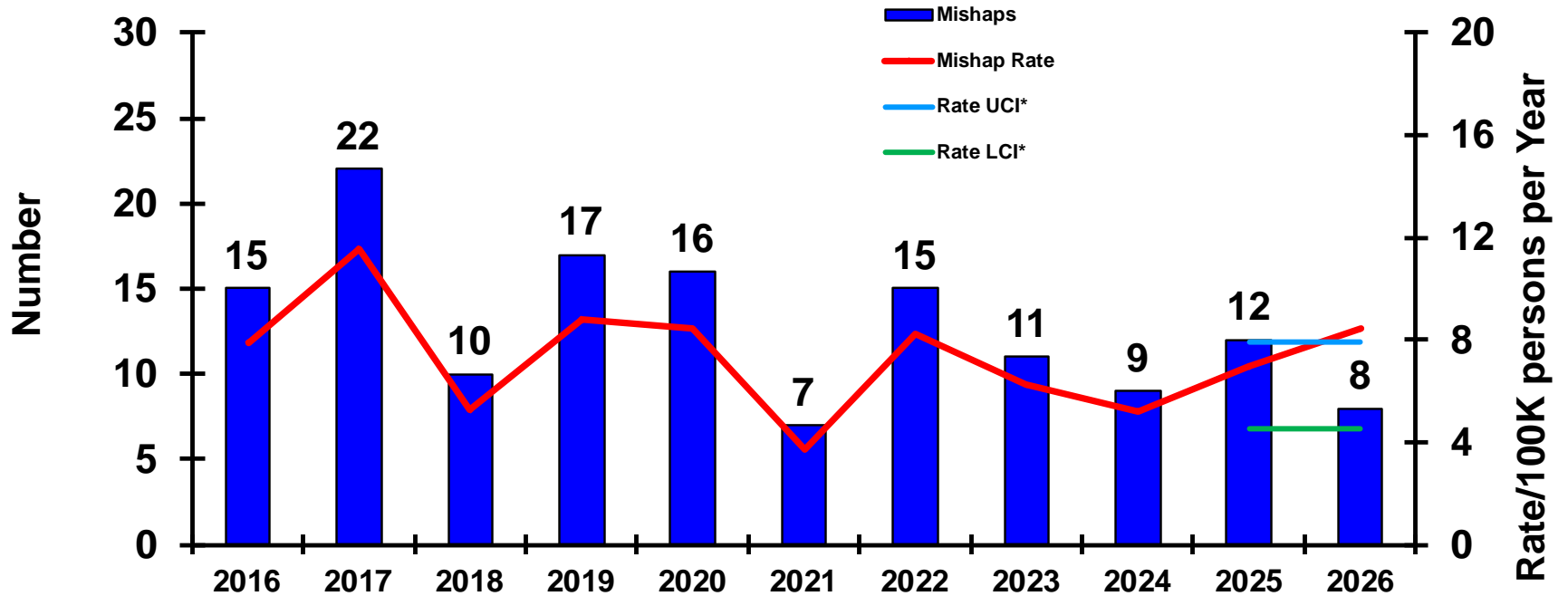


	<u>21-Apr-26</u>	<u>21-Apr-25</u>
CLASS A FATALITIES/FATALITY RATE FY COMPARISON:	1/1.05	2/2.10
FY25 FATALITIES/FATALITY RATE:	3/1.74	
10-YEAR AVERAGE (FY16-FY25) FATALITIES/FATALITY RATE:	2.60/1.41	

*see last slide for definition of UCI/LCI



CLASS 'A' - ON-DUTY MISHAPS

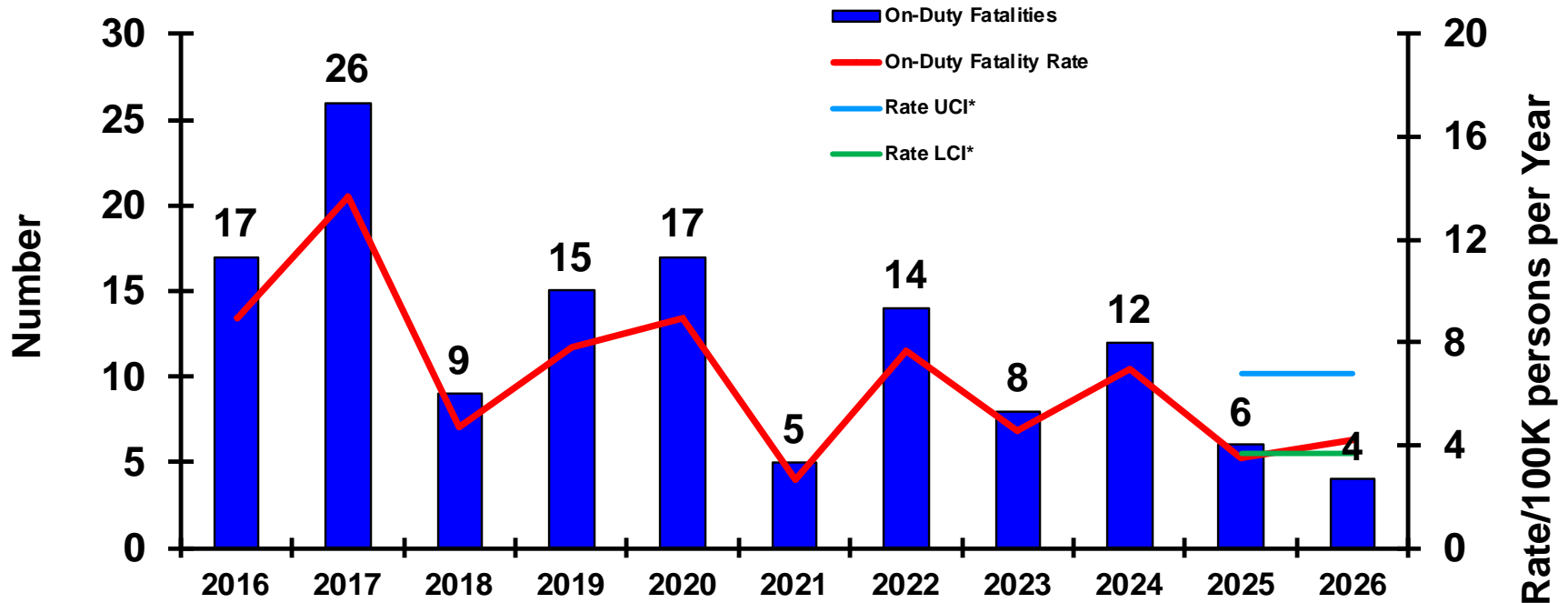


	<u>21-Apr-26</u>	<u>21-Apr-25</u>
CLASS A MISHAPS/MISHAP RATE FY COMPARISON:	8/8.42	6/6.31
FY25 MISHAPS/MISHAP RATE:	12/6.95	
10-YEAR AVERAGE (FY16-FY25) MISHAPS/MISHAP RATE:	13.40/7.26	

*see last slide for definition of UCI/LCI



CLASS 'A' - ON-DUTY FATALITIES



Slide does not show Government Civilian Fatalities: FY26 - 0

Slide does not show Permanent Total Disability (PTD) : FY26 - 0

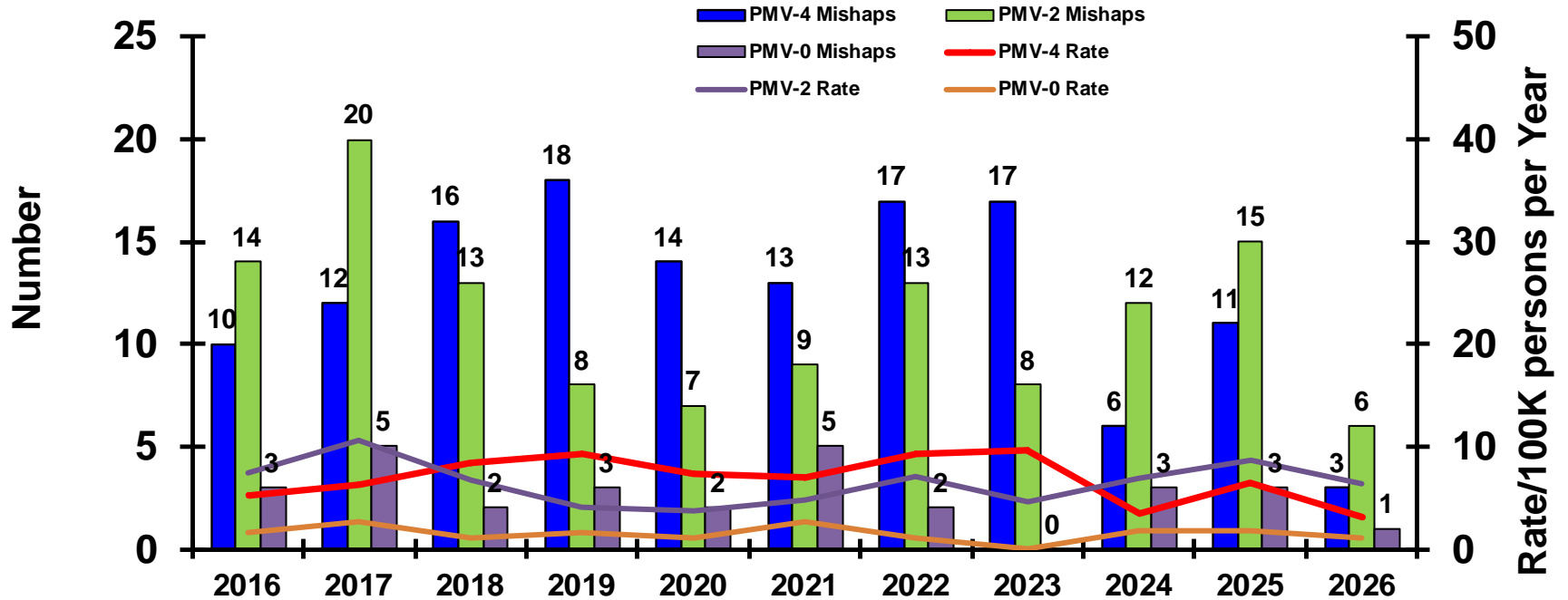
	21-Apr-26	21-Apr-25
CLASS A FATALITIES/FATALITY RATE FY COMPARISON:	4/4.21	5/5.26
FY25 FATALITIES/FATALITY RATE:	6/3.48	
10-YEAR AVERAGE (FY16-FY25) FATALITIES/FATALITY RATE:	12.90/6.99	

*see last slide for definition of UCI/LCI



CLASS 'A' - PRIVATE MOTOR VEHICLE (PMV) MISHAPS

(This slide is the summary slide for Slides 40-43. Slides 40-43 provide additional detailed information)



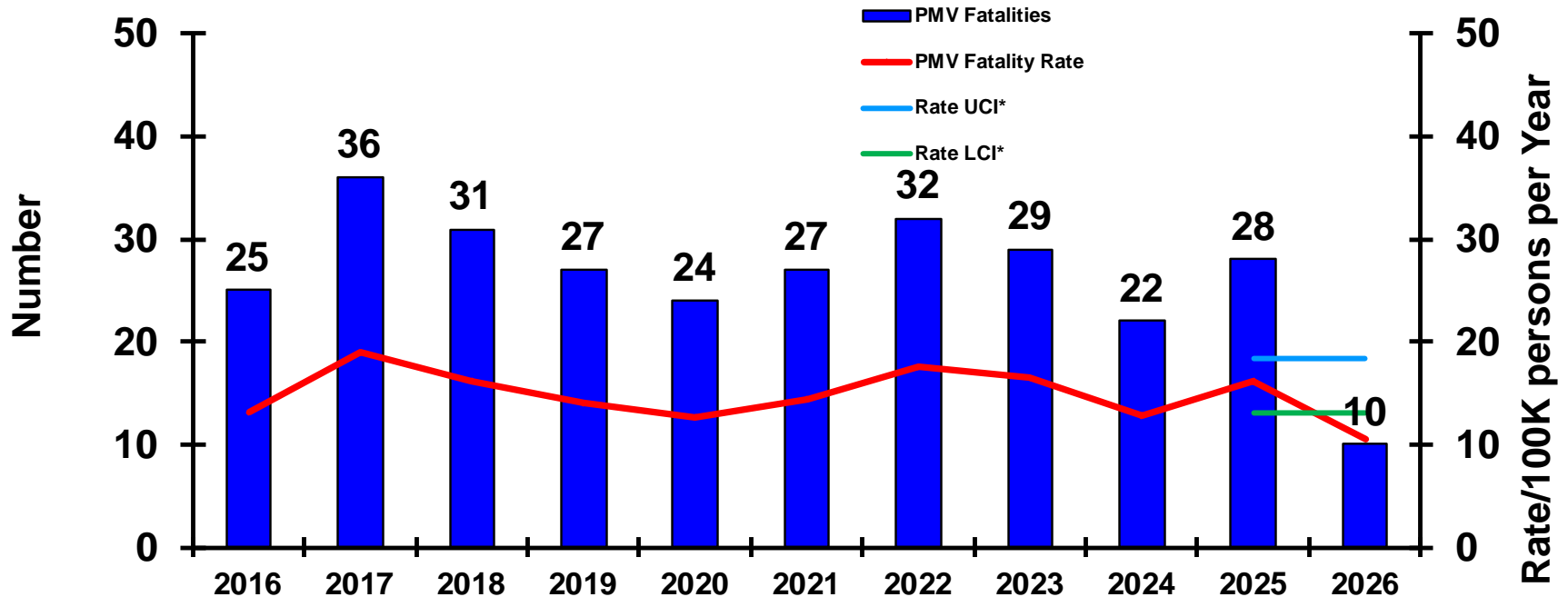
CLASS A MISHAPS/MISHAP RATE FY COMPARISON:	PMV-4		PMV-2		PMV-0	
	21-Apr-26	21-Apr-25	21-Apr-26	21-Apr-25	21-Apr-26	21-Apr-25
FY25 MISHAPS/MISHAP RATE:	11/6.37	7/7.36	15/8.69	9/9.47	3/1.74	2/2.10
10-YEAR AVERAGE (FY16-FY25) MISHAPS/MISHAP RATE:	13.40/7.26		11.90/6.45		2.80/1.52	

*see last slide for definition of UCI/LCI



CLASS 'A' - PRIVATE MOTOR VEHICLE (PMV) FATALITIES

(This slide is the summary slide for Slides 41-43. Slides 41-43 provide additional detailed information)

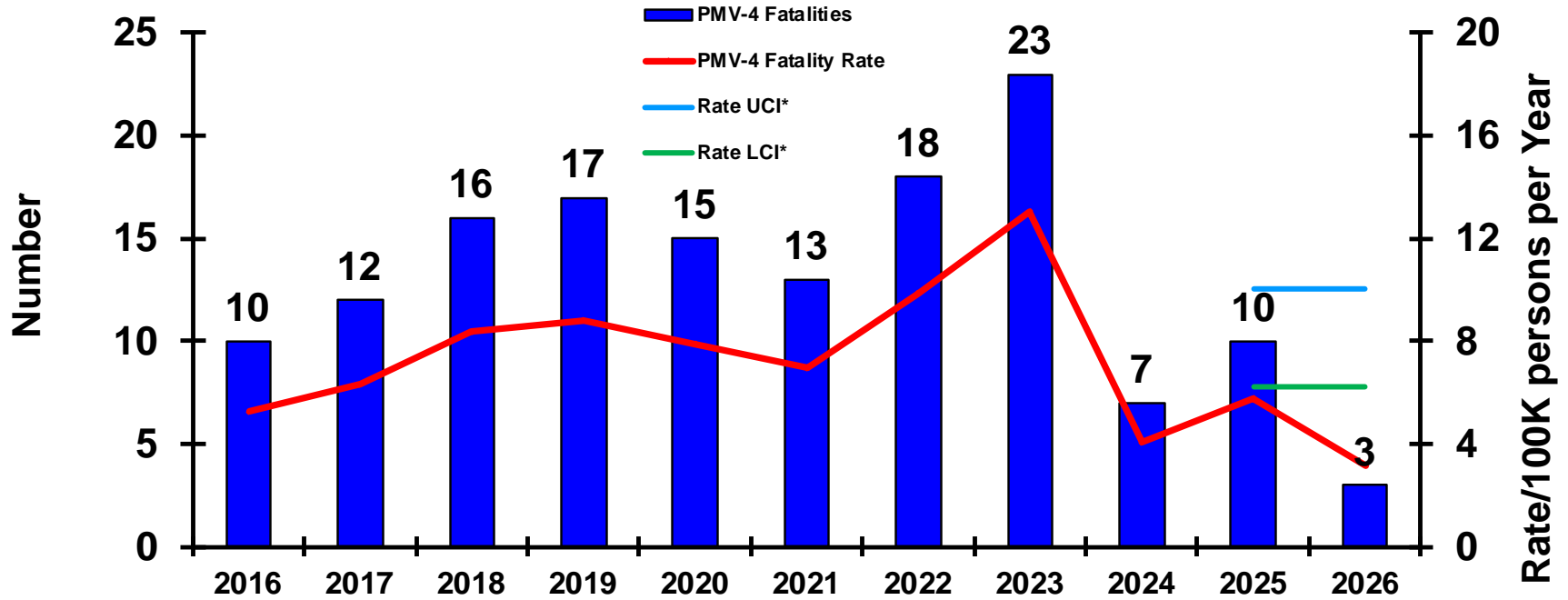


	<u>21-Apr-26</u>	<u>21-Apr-25</u>
CLASS A FATALITIES/FATALITY RATE FY COMPARISON:	10/10.52	17/17.89
FY25 FATALITIES/FATALITY RATE:	28/16.22	
10-YEAR AVERAGE (FY16-FY25) FATALITIES/FATALITY RATE:	28.10/15.23	

*see last slide for definition of UCI/LCI



CLASS 'A' - AUTOMOBILE (PMV-4) FATALITIES



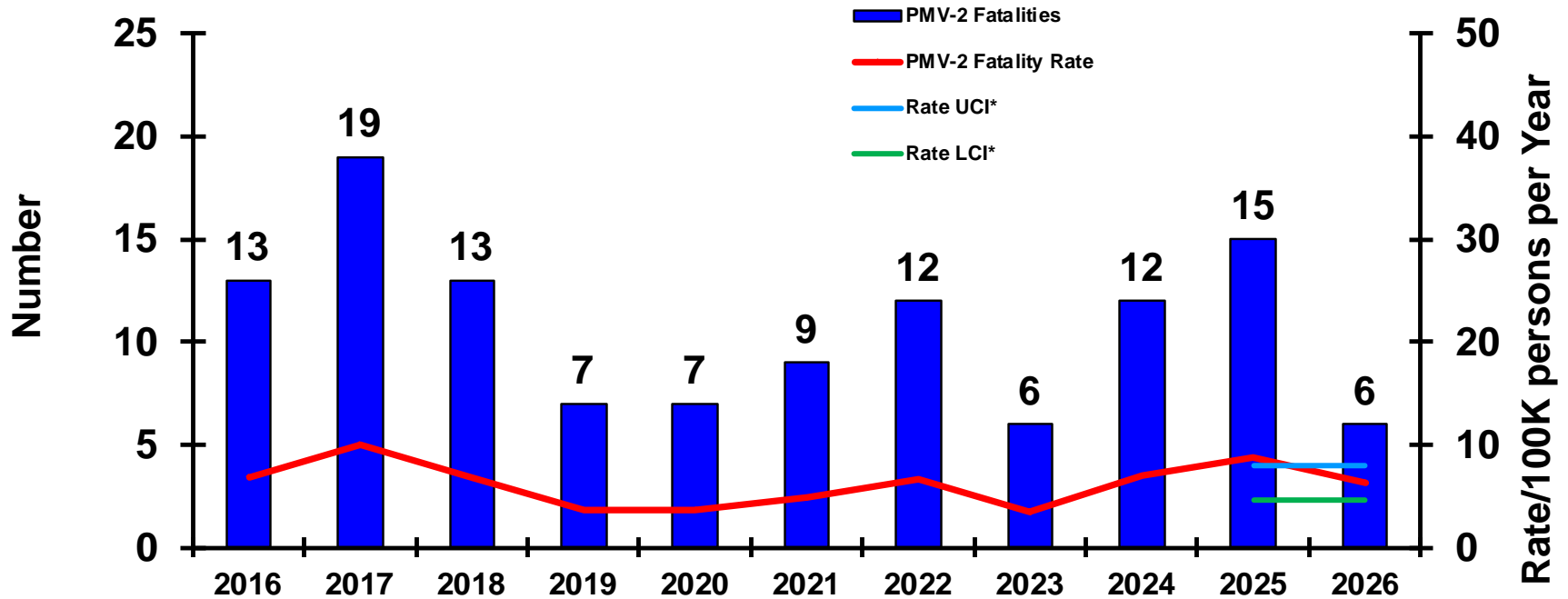
Slide does not show Permanent Total Disability (PTD) : FY26 - 0

	21-Apr-26	21-Apr-25
CLASS A FATALITIES/FATALITY RATE FY COMPARISON:	3/3.16	6/6.31
FY25 FATALITIES/FATALITY RATE:	10/5.79	
10-YEAR AVERAGE (FY16-FY25) FATALITIES/FATALITY RATE:	14.10/7.64	

*see last slide for definition of UCI/LCI



CLASS 'A' - MOTORCYCLE (PMV-2) FATALITIES

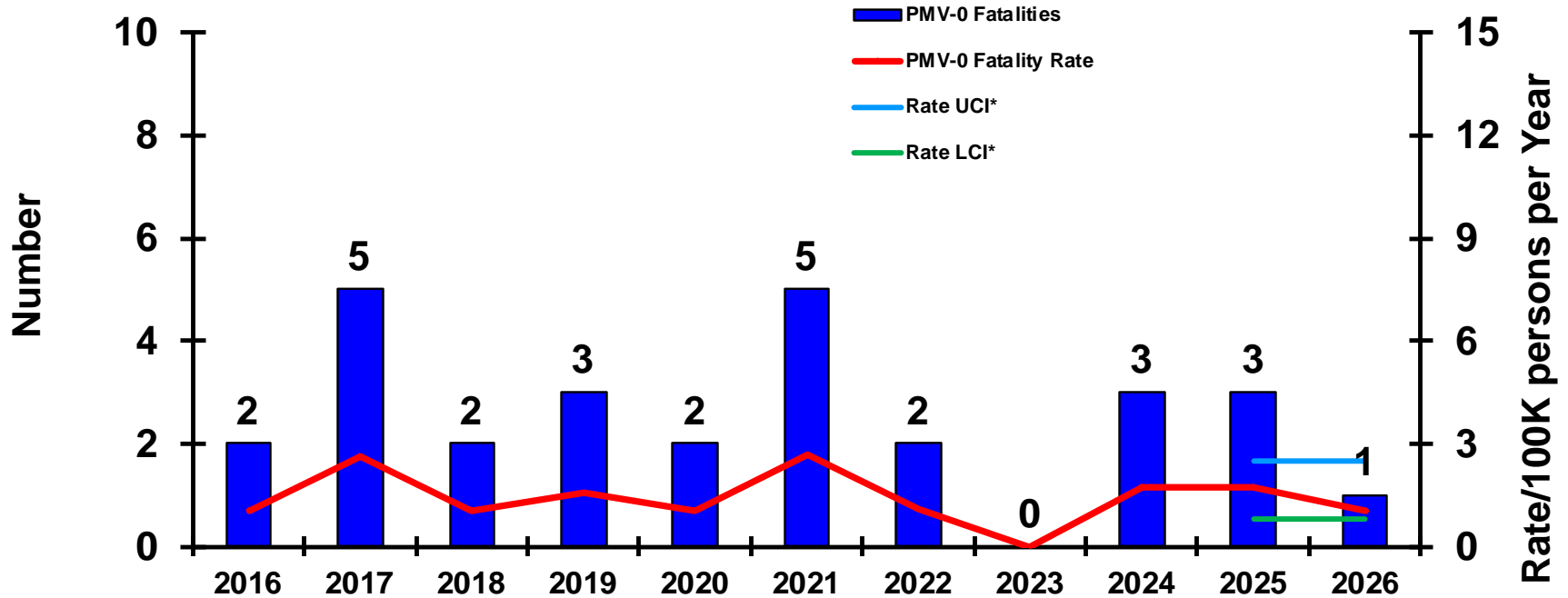


	<u>21-Apr-26</u>	<u>21-Apr-25</u>
CLASS A FATALITIES/FATALITY RATE FY COMPARISON:	6/6.31	9/9.47
FY25 FATALITIES/FATALITY RATE:	15/8.69	
10-YEAR AVERAGE (FY16-FY25) FATALITIES/FATALITY RATE:	11.30/6.13	

*see last slide for definition of UCI/LCI



CLASS 'A' - PEDESTRIAN (PMV-0) FATALITIES

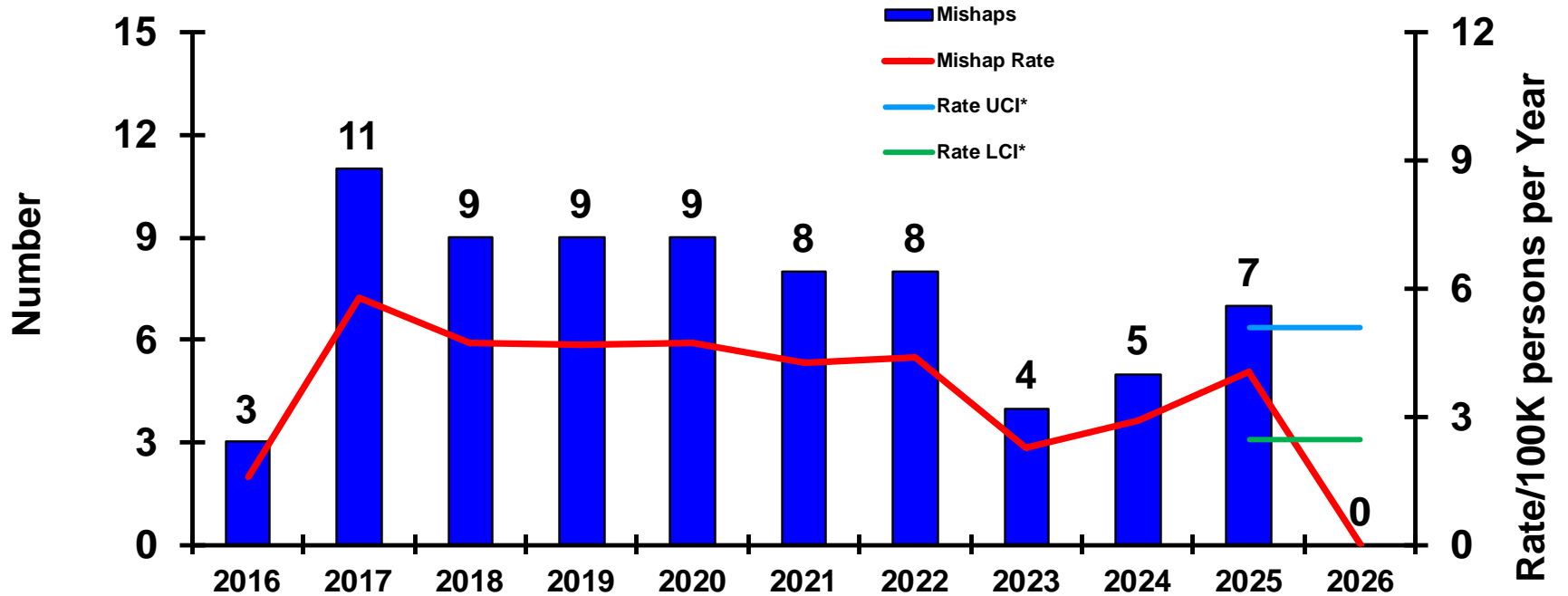


	21-Apr-26	21-Apr-25
CLASS A FATALITIES/FATALITY RATE FY COMPARISON:	1/1.05	2/2.10
FY25 FATALITIES/FATALITY RATE:	3/1.74	
10-YEAR AVERAGE (FY16-FY25) FATALITIES/FATALITY RATE:	2.70/1.46	

*see last slide for definition of UCI/LCI



CLASS 'A' - OFF-DUTY/REC MISHAPS

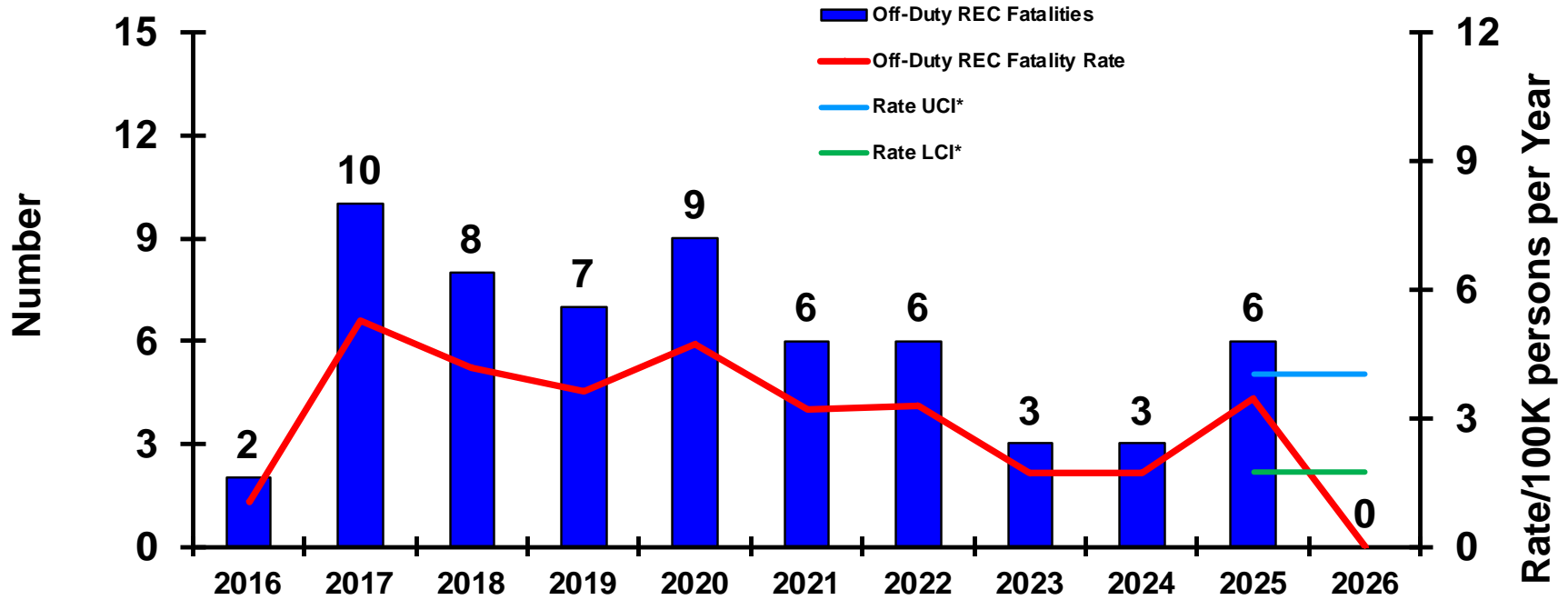


	<u>21-Apr-26</u>	<u>21-Apr-25</u>
CLASS A MISHAPS/MISHAP RATE FY COMPARISON:	0/0.00	3/3.16
FY25 MISHAPS/MISHAP RATE:	7/4.06	
10-YEAR AVERAGE (FY16-FY25) MISHAPS/MISHAP RATE:	7.30/3.96	

*see last slide for definition of UCI/LCI



CLASS 'A' - OFF-DUTY/REC FATALITIES



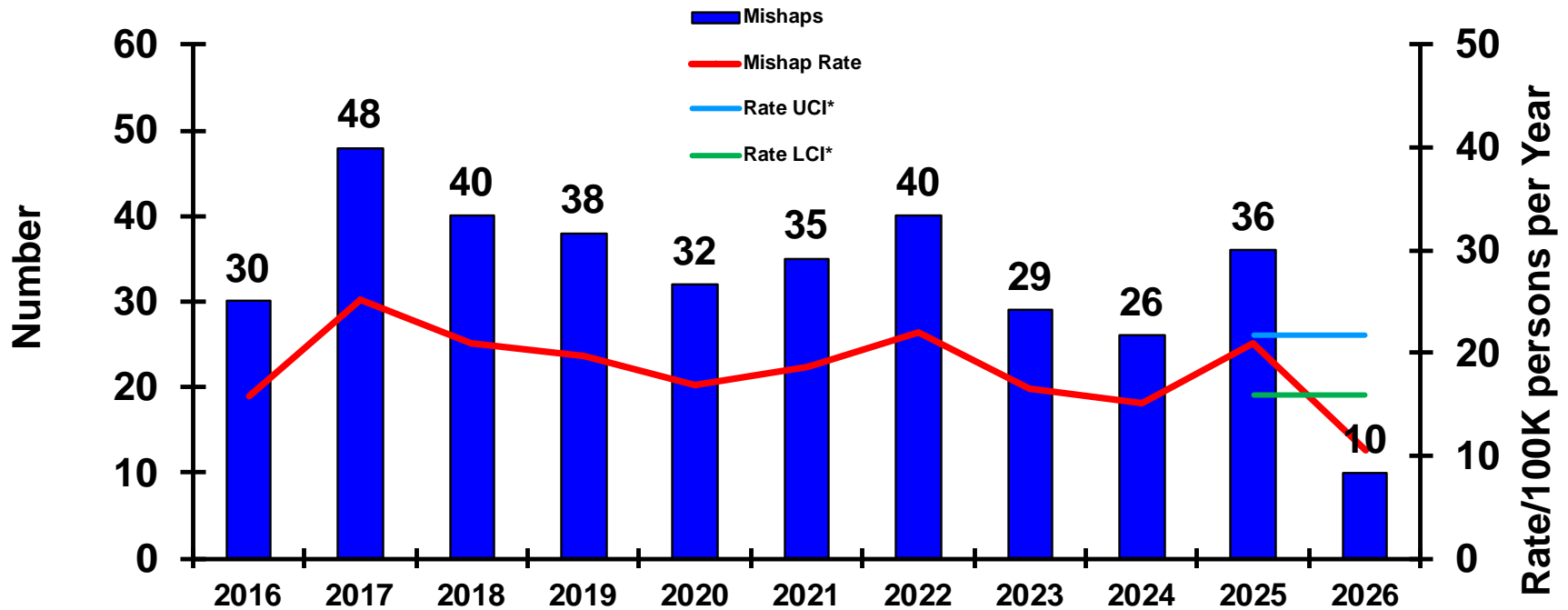
Slide does not show Permanent Total Disability (PTD) : FY26 - 0

	<u>21-Apr-26</u>	<u>21-Apr-25</u>
CLASS A FATALITIES/FATALITY RATE FY COMPARISON:	0/0.00	2/2.10
FY25 FATALITIES/FATALITY RATE:	6/3.48	
10-YEAR AVERAGE (FY16-FY25) FATALITIES/FATALITY RATE:	6.00/3.25	

*see last slide for definition of UCI/LCI



CLASS 'A' - OFF-DUTY MISHAPS

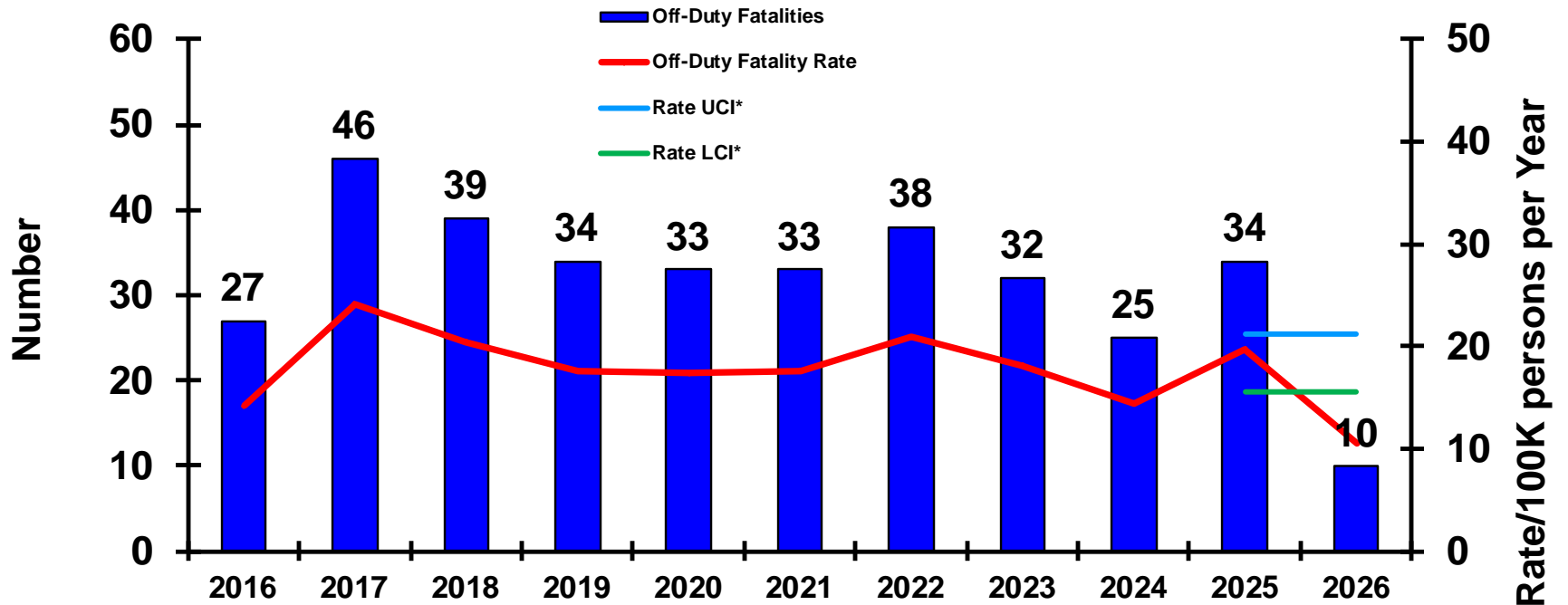


	<u>21-Apr-26</u>	<u>21-Apr-25</u>
CLASS A MISHAPS/MISHAP RATE FY COMPARISON:	10/10.52	21/22.09
FY25 MISHAPS/MISHAP RATE:	36/20.86	
10-YEAR AVERAGE (FY16-FY25) MISHAPS/MISHAP RATE:	35.40/19.19	

*see last slide for definition of UCI/LCI



CLASS 'A' - OFF-DUTY FATALITIES



Slide does not show Government Civilian Fatalities: FY26 - 0

Slide does not show Permanent Total Disability (PTD) : FY26 - 0

	<u>21-Apr-26</u>	<u>21-Apr-25</u>
CLASS A FATALITIES/FATALITY RATE FY COMPARISON:	10/10.52	19/19.99
FY25 FATALITIES/FATALITY RATE:	34/19.70	
10-YEAR AVERAGE (FY16-FY25) FATALITIES/FATALITY RATE:	34.10/18.49	

*see last slide for definition of UCI/LCI



USN - SHORT NARRATIVES

USN CLASS 'A' - AVIATION CLASS A MISHAPS (includes UAS/UAV, FRMs and AGMs not included in the Flight Slide) (8)

- **CLASS 'A' FLIGHT MISHAPS (4)**
 - 9 Apr 2026 (Location Withheld – OPSEC) MQ-4C crashed, no injury to personnel.
 - 25 Mar 2026 (Lemoore, CA) F/A-18F experienced engine fire on takeoff, landed safely. No injury to aircrew.
 - 23 Jan 2026 (NAS Fallon, NV) F-16D damaged during aborted takeoff, no injury to aircrew.
 - 26 Oct 2025 (Location Withheld – OPSEC) Multiple aircraft involved in at-sea mishap.

- **CLASS 'A' FLIGHT-RELATED MISHAPS (FREL) (0)**
 - NSTR

- **CLASS 'A' AGM MISHAPS (4)**
 - 19 Apr 2026 (Location Withheld – OPSEC) F/A-18F had engine fire on deck, no injury to aircrew nor maintenance personnel.
 - 18 Mar 2026 (Location Withheld - OPSEC) Parked P-8A damaged when foreign aircraft taxied into it, no injury to aircrew.
 - 21 Jan 2026 (NAS Corpus Christi, TX) T-6B ground mishap, no injury to aircrew.
 - 12 Dec 2025 (Location Withheld – OPSEC) MQ-4C: Aircraft damaged during maintenance, no injury to the crew.

- **CLASS 'A' MISHAP – UAV (0)**
 - NSTR



USN - SHORT NARRATIVES

USN CLASS 'A' - AFLOAT MISHAPS (6)

CLASS A SURFACE SHIP MISHAPS (4)

- 13 Mar 2026 (Location Withheld – OPSEC) USS Ship experienced fire underway, minor injury to two personnel.
- 11 Feb 2026 (Location Withheld – OPSEC) USNS and USS Ship had collision at sea, minor damage to vessels and minor injury to two personnel.
- 7 Feb 2026 (Location Withheld – OPSEC) SVM fell overboard underway, presumed deceased.
- 5 Feb 2026 (Location Withheld – OPSEC) USS Ship sustained damage to equipment, no injury to crew.

CLASS A SUBMARINE MISHAPS (0)

- NSTR

CLASS A DIVE/CNIC/NSW/NECC/OTHER MISHAPS (0)

- NSTR

CLASS 'A' MSC AFLOAT MISHAPS (2)

- 24 Nov 2025 (Location Withheld – OPSEC) USNS ship had underway mishap, damage to equipment, no injury to personnel.
- 19 Oct 2025 (Sasebo, Japan) CIVMAR sustained serious injury during fall resulting in permanent total disability.

USN CLASS 'A' - SHORE MISHAPS (1)

CLASS A SHORE MISHAPS (1)

- 22 Oct 2025 (Lake Pend Oreille, ID) Government Civilian mishap, died at scene.

CLASS 'A' PHYSICAL TRAINING MISHAPS (0)

- NSTR



USN - SHORT NARRATIVES

USN CLASS 'A' - ON-DUTY MOTOR VEHICLE MISHAPS (1)

- CLASS 'A' TACTICAL VEHICLE MISHAPS (0)
 - NSTR
- CLASS 'A' COMMERCIAL VEHICLE MISHAPS (0)
- CLASS 'A' GOVERNMENT POV MISHAP (1)
 - 17 Oct 2025 (Jacksonville, FL) SVM involved in a motorcycle accident, died at hospital.

USN CLASS 'A' - PMV FATALITIES (18)

- PMV-4 FATALITIES (7)
 - 12 Apr 2026 (La Mesa, CA) SVM involved in a motor vehicle accident, died at scene.
 - 18 Mar 2026 (Pomfret, CT) SVM involved in a motor vehicle accident, died at scene.
 - 15 Feb 2026 (Tacoma, WA) SVM involved in a motor vehicle accident, died at scene.
 - 8 Feb 2026 (Escondido, CA) SVM involved in motor vehicle mishap, succumbed to injuries on 9 Feb 2026.
 - 26 Jan 2026 (Waukegan, IL) SVM involved in a motor vehicle accident, died at scene.
 - 17 Jan 2026 (Camp Lemonnier, Djibouti) SVM involved in a motor vehicle accident, died at hospital.
 - 28 Dec 2025 (Santa Paula, CA) SVM involved in a motor vehicle accident, died at scene.
- PMV-2 FATALITIES (10)
 - 27 Mar 2026 (Chula Vista, CA) SVM involved in a motorcycle accident, died at scene.
 - 7 Mar 2026 (Norfolk, VA) SVM involved in a motorcycle accident, died at scene.
 - 3 Jan 2026 (Fountain Inn, SC) SVM involved in a motorcycle accident, died at scene.
 - 23 Dec 2025 (Jacksonville, FL) SVM involved in a motorcycle accident, died at scene.
 - 13 Dec 2025 (Norfolk, VA) SVM involved in a motorcycle accident, died at hospital.
 - 6 Nov 2025 (Honolulu, HI) SVM involved in a motorcycle accident, died at scene.
 - 25 Oct 2025 (Howard County, MD) SVM involved in a motorcycle accident, died at scene.
 - 25 Oct 2025 (Hanover County, MS) SVM involved in a motorcycle accident, died at hospital.
 - 7 Oct 2025 (New Braunfels, TX) SVM involved in a motorcycle accident, died at scene.
 - 1 Oct 2025 (Jacksonville, FL) SVM involved in a motorcycle accident, died at hospital.



USN - SHORT NARRATIVES

USN CLASS 'A' - PMV FATALITIES (18) - Continued

- **PMV-0 FATALITIES (1)**
 - 21 Jan 2026 (Oxnard, CA) SVM on bicycle hit by motor vehicle, died at hospital.

USN CLASS 'A' USN - OFF-DUTY/RECREATIONAL FATALITIES (8)

- **OFF-DUTY/REC FATALITIES (8)**
 - 7 Apr 2026 (Orlando, FL) SVM died from possible over-consumption of alcohol.
 - 7 Mar 2026 (Monterrey, CA) SVM found unresponsive in room, died at hospital.
 - 14 Feb 2026 (Morgantown, WV) SVM injured during snowboarding accident, succumbed to injuries on 5 Mar 2026.
 - 1 Jan 2026 (Mount Dora, FL) SVM injured while skateboarding, died at scene.
 - 24 Nov 2025 (IVO Lake Pontchartrain, LA) SVM involved in a recreational aircraft mishap, declared deceased.
 - 22 Nov 2025 (Kehaha, HI) SVM died from an apparent drowning.
 - 3 Nov 2025 (Jacksonville, FL) SVM found unresponsive in room, died at scene.
 - 5 Oct 2025 (Newport News, VA) SVM fell in home, died enroute to the hospital.

USN CLASS 'A' – PERMANENT TOTAL DISABILITIES (4)

- 15 Mar 2026 (Chula Vista, CA) SVM suffered life-threatening burns from residential house fire.
- 15 Feb 2026 (IVO Albany, NY) SVM involved in a skiing accident, resulting in permanent total disability.
- 19 Jan 2026 (Guam) SVM involved in a motorcycle accident, resulting in permanent total disability.
- 19 Oct 2025 (Sasebo, Japan) CIVMAR sustained serious injury during fall resulting in permanent total disability.



USMC - SHORT NARRATIVES

USMC CLASS 'A' AVIATION MISHAPS (includes UAS/UAV, FRMs and AGMs not included in the Flight Slide) (5)

- **CLASS A FLIGHT MISHAPS (4)**
 - 20 Mar 2026 (Location Withheld – OPSEC) AV-8B experienced mishap during aborted takeoff. No injury to aircrew.
 - 3 Feb 2026 (IVO Wheeler Army Airfield, HI) MV-22B engine failure in flight, aircraft landed safely, no injury to aircrew.
 - 18 Dec 2025 (Fort Leonard Wood, MO) UC-35D experienced hard landing, no injury to aircrew.
 - 6 Oct 2025 (MCAS Yuma, AZ) AH-1Z crashed during training mission, one pilot fatality and one pilot sustained serious injury.
- **CLASS 'A' FLIGHT-RELATED MISHAPS (FREL) (0)**
 - NSTR
- **CLASS 'A' AGM MISHAPS (1)**
 - 23 Mar 2026 (MCAS Iwakuni, Japan) F-35B engine damage discovered during maintenance. No injuries reported.
- **CLASS 'A' MISHAP – UAV (0)**
 - NSTR

USMC CLASS 'A' GROUND MISHAPS (2)

- **CLASS A GROUND MISHAPS (1)**
 - 30 Jan 2026 (Bridgeport, CA) SVM suffered medical emergency during training evolution, died at scene.
- **CLASS A PHYSICAL TRAINING MISHAPS (1)**
 - 5 Dec 2025 (Kailua, HI) SVM collapsed during command PT, succumbed to injuries at hospital.



USMC - SHORT NARRATIVES

USMC CLASS 'A' ON-DUTY MOTOR VEHICLE MISHAPS (1)

- **CLASS 'A' TACTICAL VEHICLE MISHAPS (1)**
 - 3 Dec 2025 (MCB Camp Pendleton, CA) SVM involved in a training mishap, died at scene.
- **CLASS 'A' COMMERCIAL VEHICLE MISHAPS (0)**
 - NSTR

USMC CLASS 'A' PMV FATALITIES (10)

- **PMV-4 FATALITIES (3)**
 - 20 Jan 2026 (Burgaw, NC) SVM involved in a motor vehicle accident, died at scene.
 - 12 Dec 2025 (Panorama City, CA) SVM involved in a motor vehicle accident, died at scene.
 - 10 Dec 2025 (Duplin, NC) SVM involved in a motor vehicle accident, died at scene.
- **PMV-2 FATALITIES (6)**
 - 17 Apr 2026 (Jacksonville, FL) SVM involved in a motorcycle accident, died at scene.
 - 19 Mar 2026 (La Jolla, CA) SVM involved in a motorcycle accident, died at hospital.
 - 7 Feb 2026 (Fallbrook, CA) SVM involved in a motorcycle accident, died at hospital.
 - 9 Dec 2025 (Lacey, WA) SVM involved in a motorcycle accident, died at scene.
 - 28 Oct 2025 (Irvine, CA) SVM involved in a motorcycle accident, died at scene.
 - 5 Oct 2025 (San Clemente, CA) SVM involved in a motorcycle accident, died at scene.
- **PMV-0 FATALITIES (1)**
 - 18 Apr 2026 (Hampton, VA) SVM involved in a motor vehicle accident, exited vehicle, hit by another vehicle, died at scene.



USMC - SHORT NARRATIVES

USMC CLASS 'A' OFF-DUTY/RECREATIONAL FATALITIES (0)

OFF-DUTY/REC FATALITIES (0)

- NSTR

USMC CLASS 'A' – PERMANENT TOTAL DISABILITIES (0)

- NSTR



Mishap Confidence Interval



- UCI = Upper Confidence Interval LCI = Lower Confidence Interval
- Rate values above the UCI or below the LCI infer a statistically significant change is probable. This is only an indicator. Significance cannot be determined until end-of-year.
- Values between the UCI and LCI infer that nothing significant has occurred to increase or decrease mishap rate.

(Confidence Interval is based on: Poisson Rate related to a Chi Squared Distribution and calculated using FY16-20 data except for the Lost Work Days and Lost Time Case slides which were based on a normal distribution).