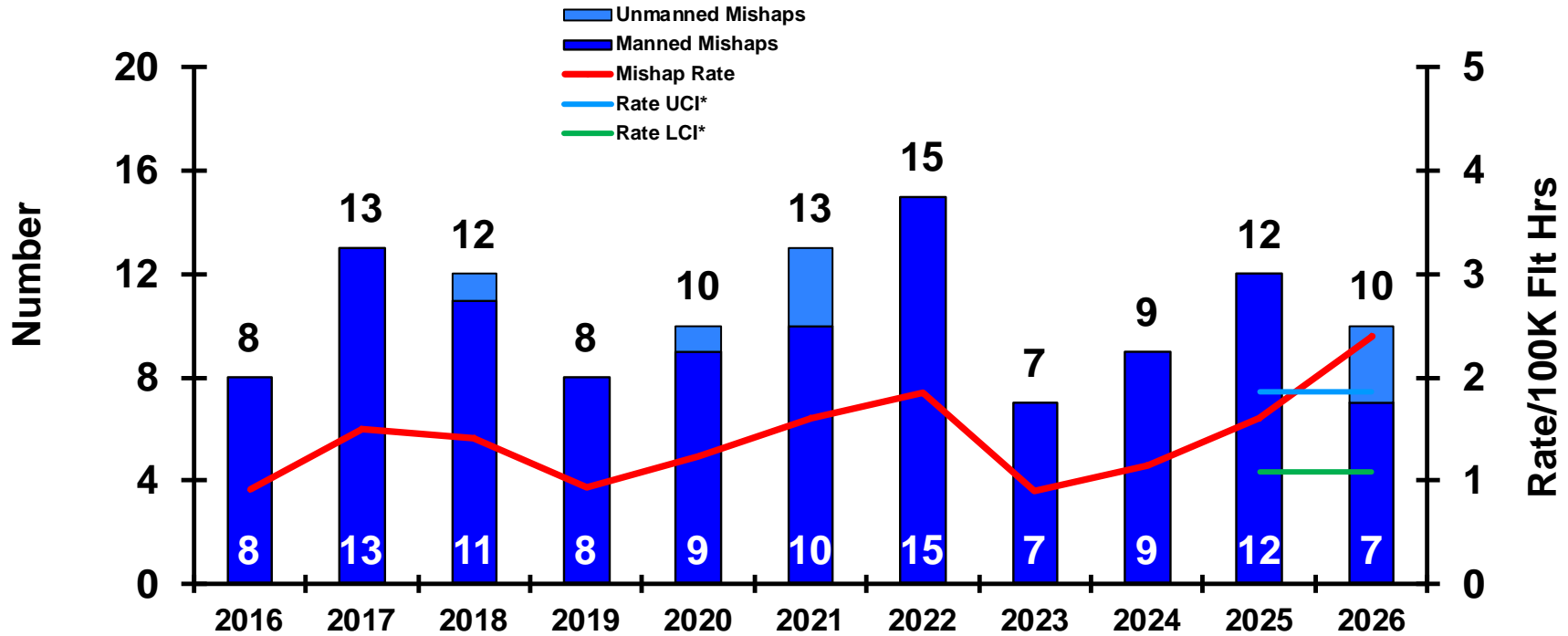




# CLASS 'A' - AVIATION MISHAPS

(This slide is the summary slide for Slides 2-4. Slides 2-4 provide additional detailed information)



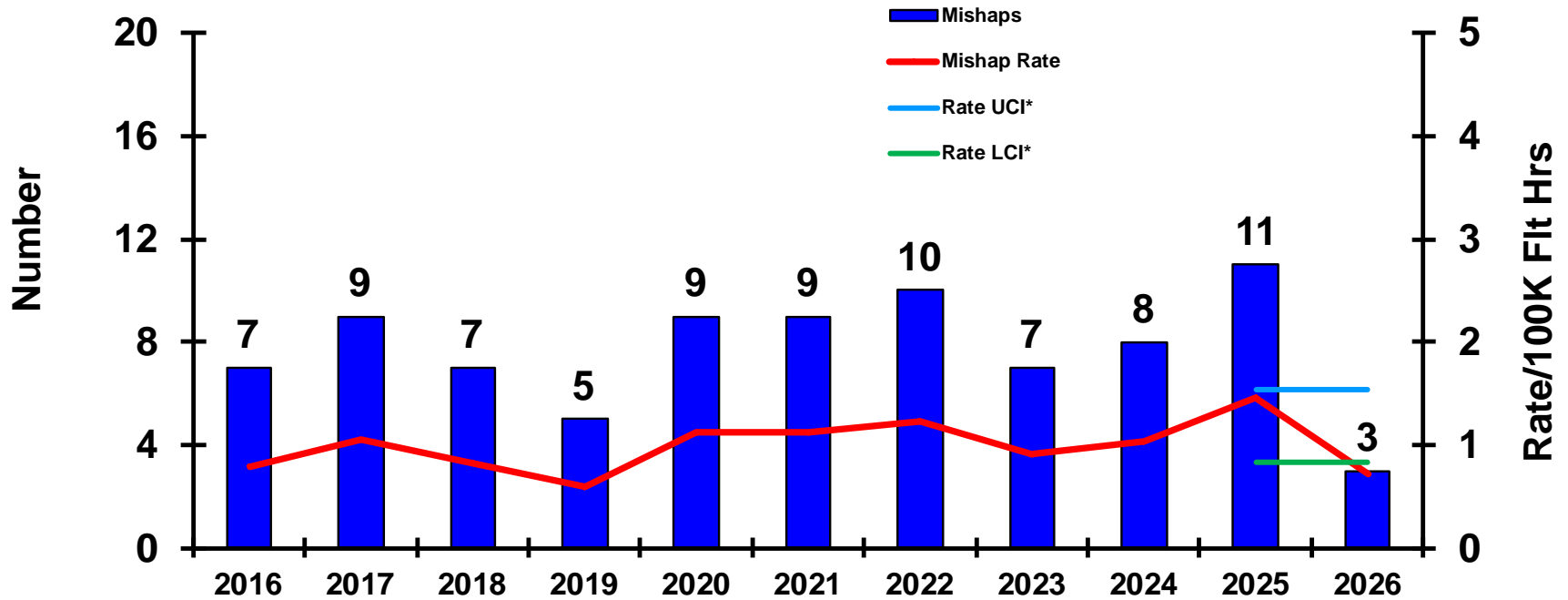
	<u>28-Apr-26</u>	<u>28-Apr-25</u>
<b>CLASS A MISHAPS/MISHAP RATE FY COMPARISON:</b>	10/2.40	7/1.63
<b>FY25 MISHAPS/MISHAP RATE:</b>	12/1.60	
<b>10-YEAR AVERAGE (FY16-FY25) MISHAPS/MISHAP RATE:</b>	10.70/1.31	

\*see last slide for definition of UCI/LCI



# CLASS 'A' - FLIGHT MISHAPS

*Manned Aircraft Only*

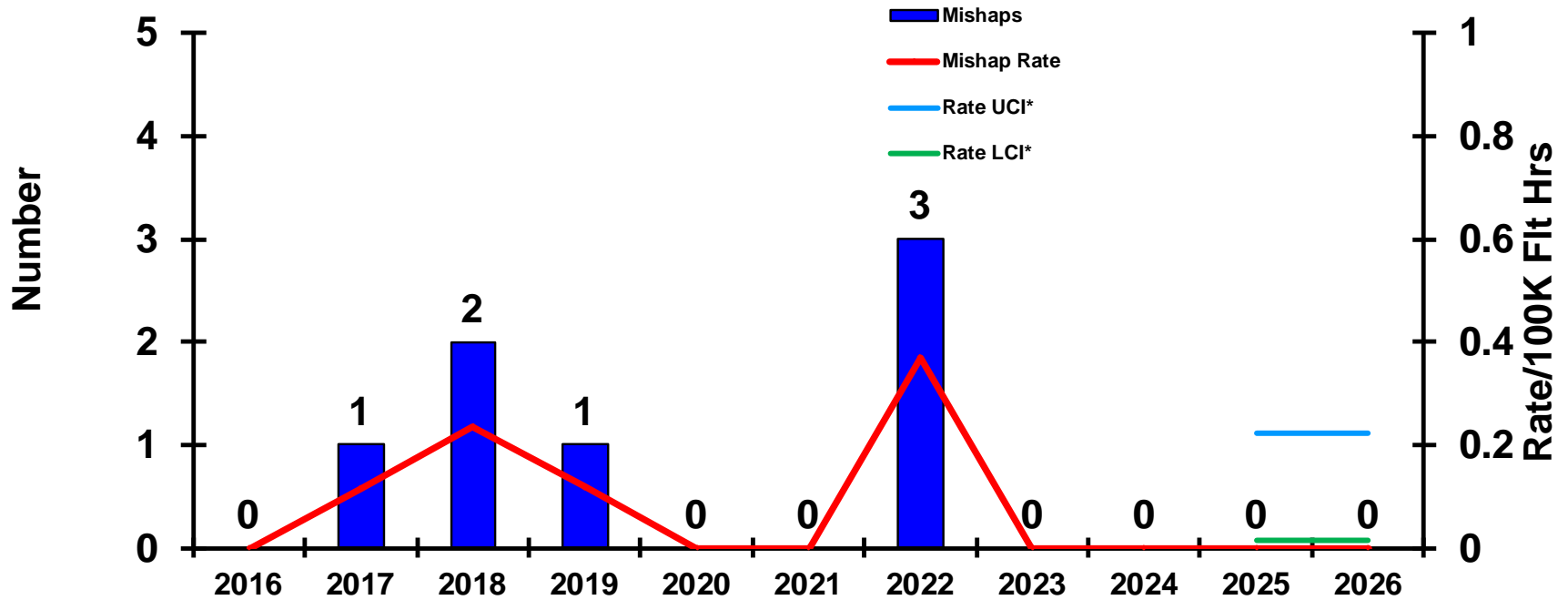


	<u>28-Apr-26</u>	<u>28-Apr-25</u>
<b>CLASS A MISHAPS/MISHAP RATE FY COMPARISON:</b>	3/0.72	6/1.40
<b>FY25 MISHAPS/MISHAP RATE:</b>	11/1.46	
<b>10-YEAR AVERAGE (FY16-FY25) MISHAPS/MISHAP RATE:</b>	8.20/1.00	

\*see last slide for definition of UCI/LCI



# CLASS 'A' - FLIGHT-RELATED (FREL) MISHAPS *Manned Aircraft Only*



	<u>28-Apr-26</u>	<u>28-Apr-25</u>
<b>CLASS A MISHAPS/MISHAP RATE FY COMPARISON:</b>	0/0.00	0/0.00
<b>FY25 MISHAPS/MISHAP RATE:</b>	0/0.00	
<b>10-YEAR AVERAGE (FY16-FY25) MISHAPS/MISHAP RATE:</b>	0.70/0.09	

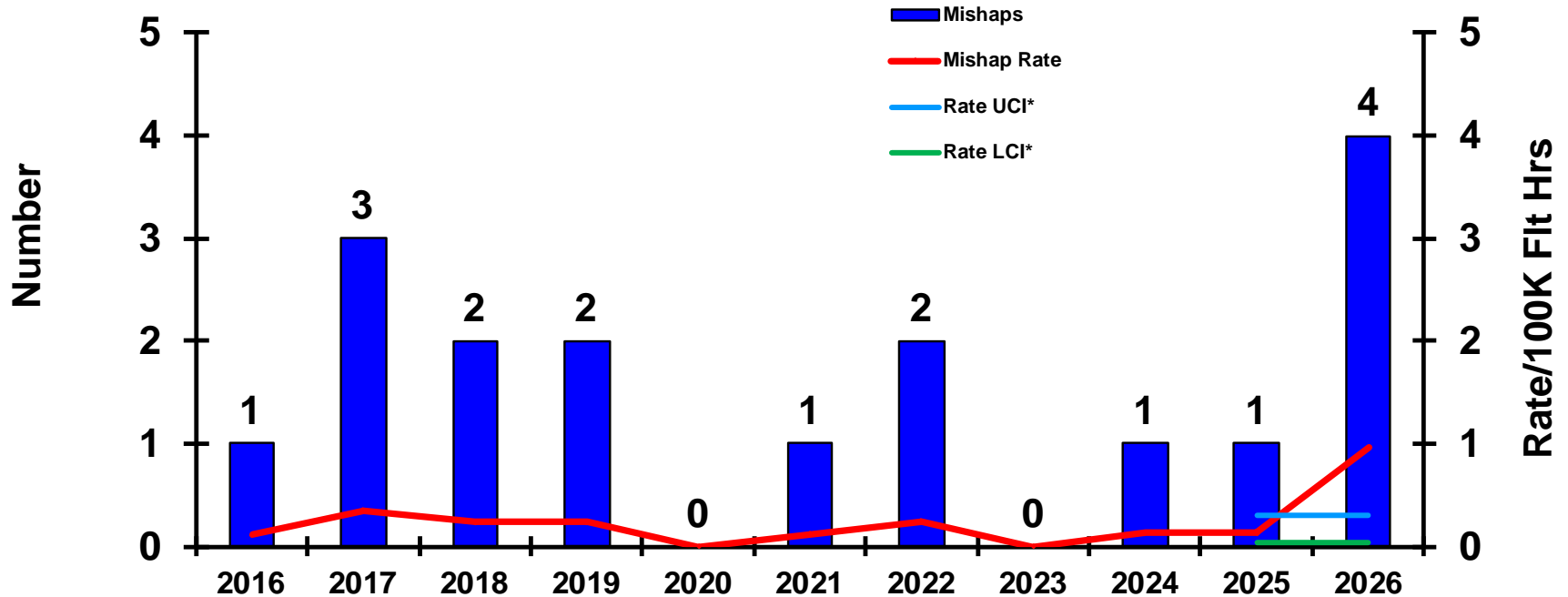
\*see last slide for definition of UCI/LCI



# CLASS 'A' - AVIATION GROUND MISHAPS

## (AGM)

Manned Aircraft Only



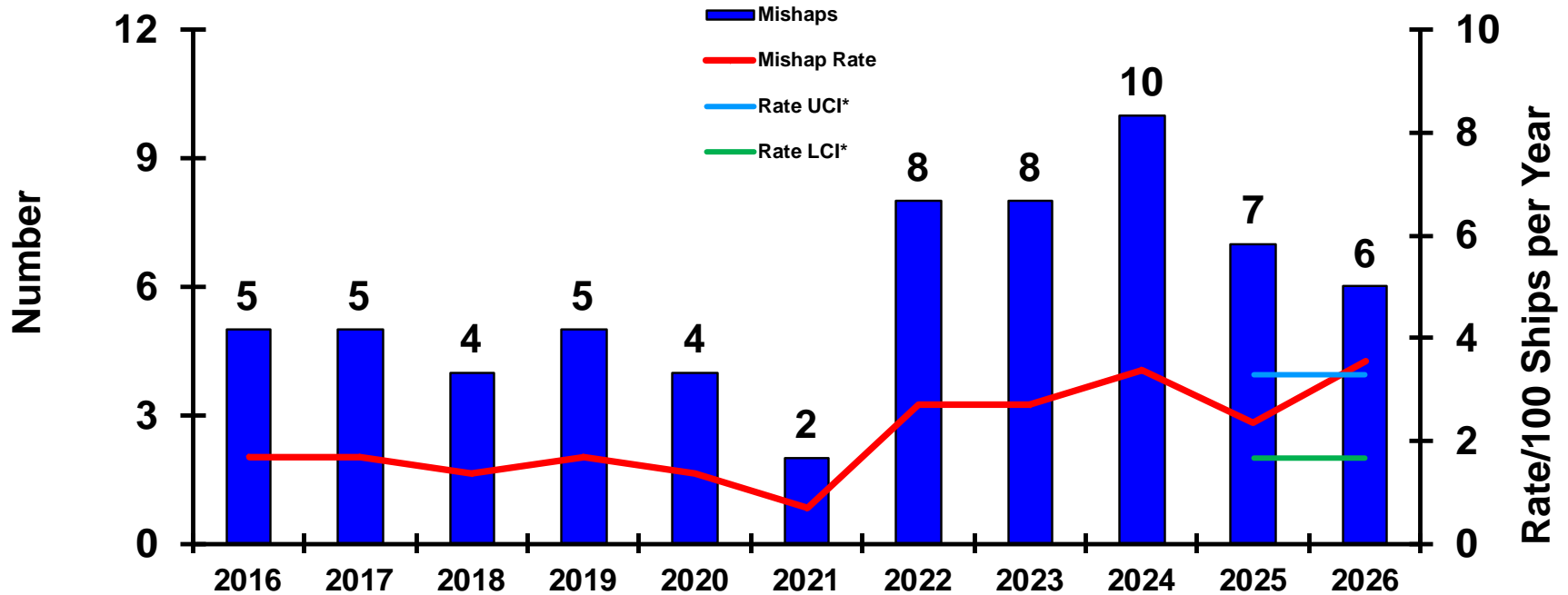
	<u>28-Apr-26</u>	<u>28-Apr-25</u>
<b>CLASS A MISHAPS/MISHAP RATE FY COMPARISON:</b>	4/0.96	1/0.23
<b>FY25 MISHAPS/MISHAP RATE:</b>	1/0.13	
<b>10-YEAR AVERAGE (FY16-FY25) MISHAPS/MISHAP RATE:</b>	1.30/0.16	

\*see last slide for definition of UCI/LCI



# CLASS 'A' - AFLOAT MISHAPS

(This slide is the summary slide for Slides 6-9. Slides 6-9 provide additional detailed information)

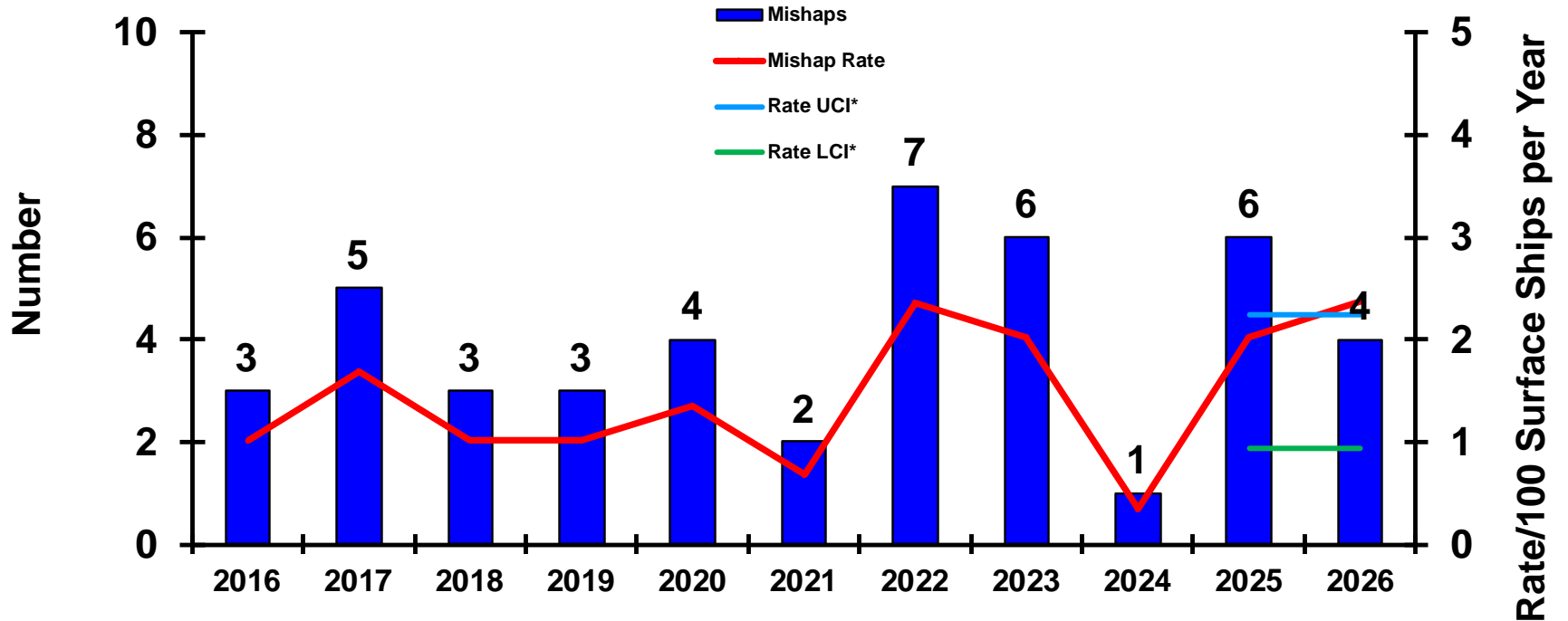


	<u>28-Apr-26</u>	<u>28-Apr-25</u>
<b>CLASS A MISHAPS/MISHAP RATE FY COMPARISON:</b>	6/3.54	3/1.77
<b>FY25 MISHAPS/MISHAP RATE:</b>	7/2.36	
<b>10-YEAR AVERAGE (FY16-FY25) MISHAPS/MISHAP RATE:</b>	5.80/1.96	

\*see last slide for definition of UCI/LCI



# CLASS 'A' - SURFACE SHIP MISHAPS

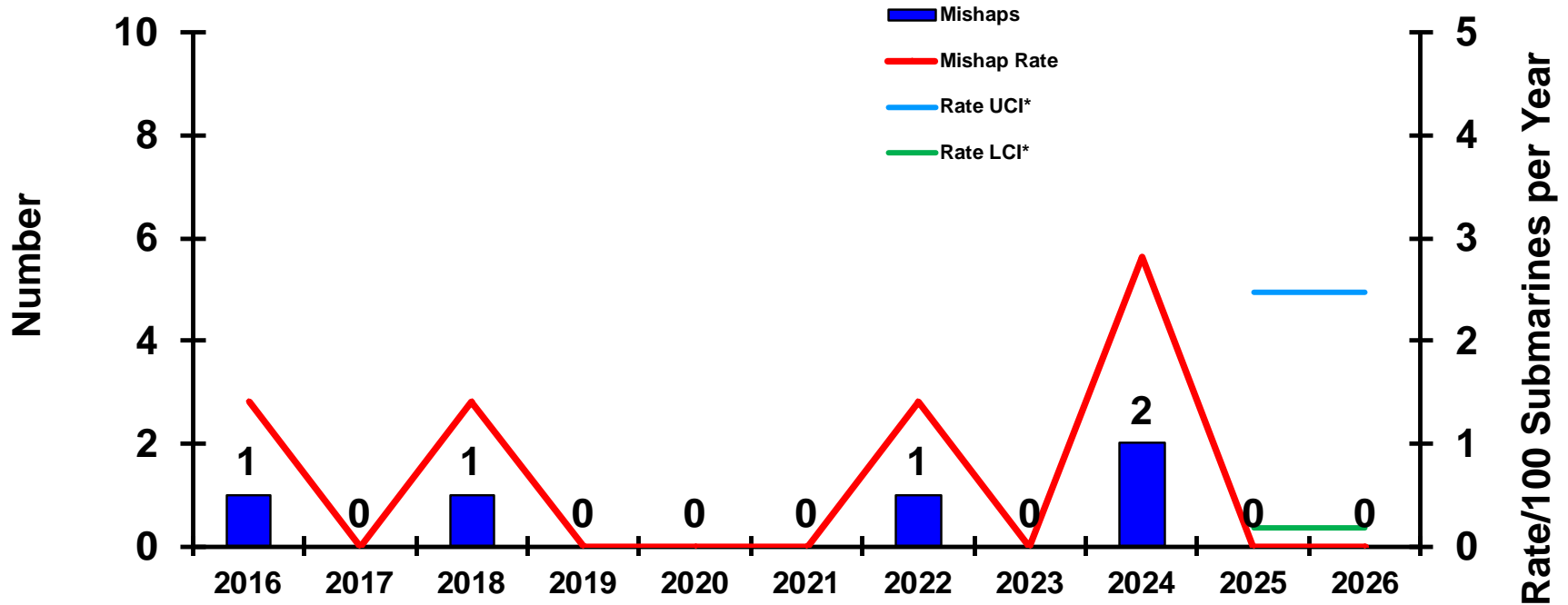


	<u>28-Apr-26</u>	<u>28-Apr-25</u>
<b>CLASS A MISHAPS/MISHAP RATE FY COMPARISON:</b>	4/2.38	2/1.18
<b>FY25 MISHAPS/MISHAP RATE:</b>	6/2.03	
<b>10-YEAR AVERAGE (FY16-FY25) MISHAPS/MISHAP RATE:</b>	4.00/1.35	

\*see last slide for definition of UCI/LCI



# CLASS 'A' - SUBMARINE MISHAPS

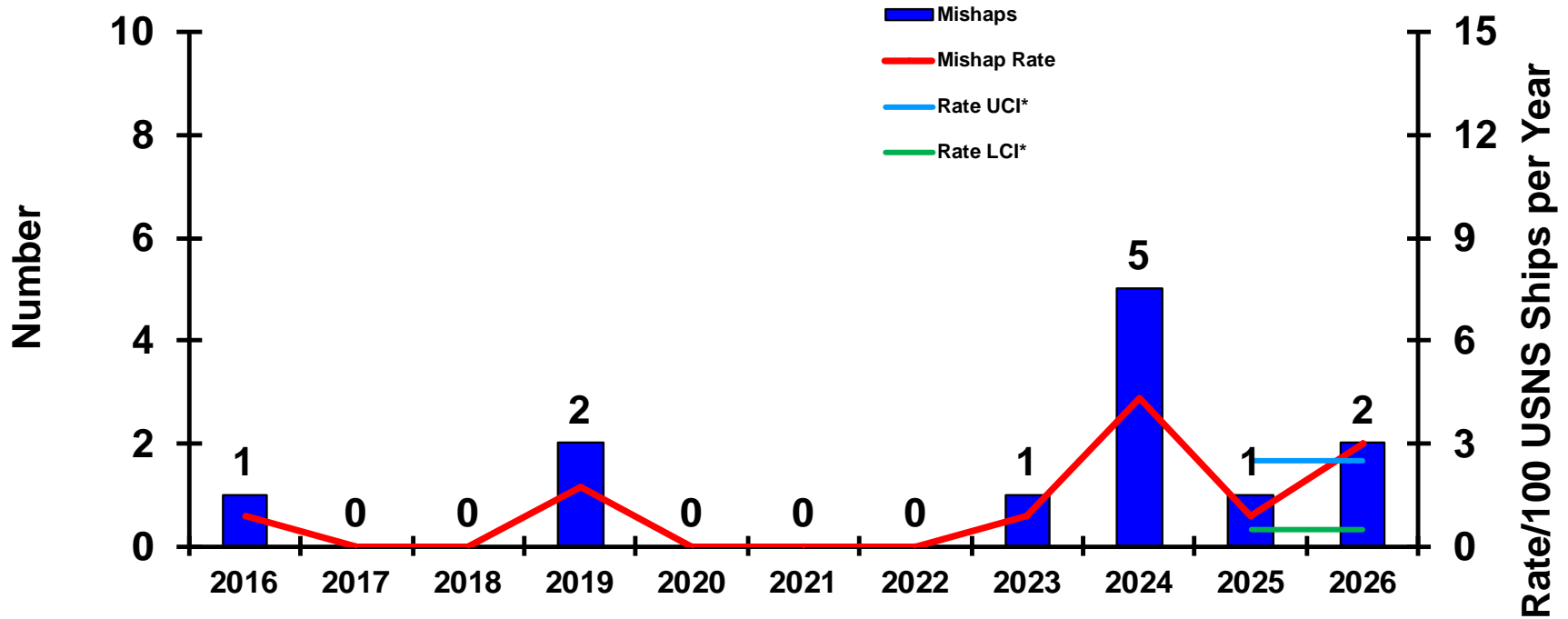


	<u>28-Apr-26</u>	<u>28-Apr-25</u>
<b>CLASS A MISHAPS/MISHAP RATE FY COMPARISON:</b>	0/0.00	0/0.00
<b>FY25 MISHAPS/MISHAP RATE:</b>	0/0.00	
<b>10-YEAR AVERAGE (FY16-FY25) MISHAPS/MISHAP RATE:</b>	0.50/0.70	

\*see last slide for definition of UCI/LCI



# CLASS 'A' - MILITARY SEALIFT COMMAND (MSC) AFLOAT MISHAPS

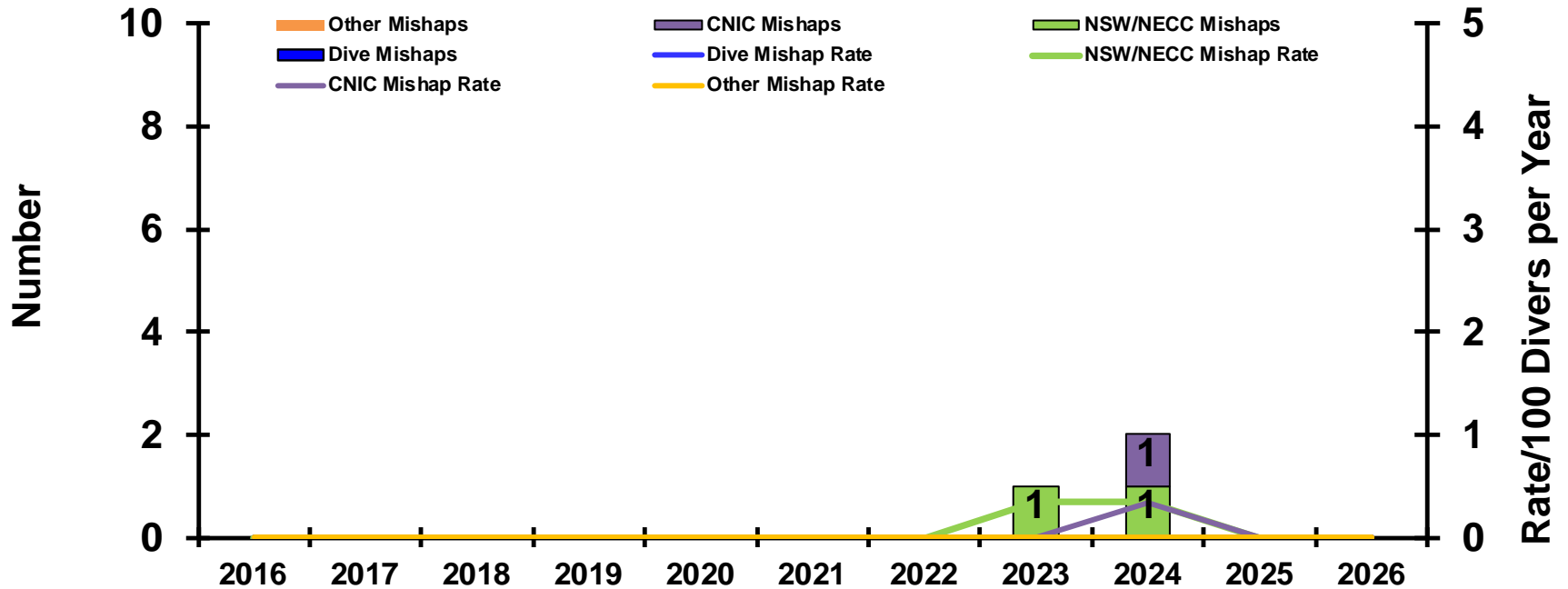


	<u>28-Apr-26</u>	<u>28-Apr-25</u>
<b>CLASS A MISHAPS/MISHAP RATE FY COMPARISON:</b>	2/3.01	1/1.51
<b>FY25 MISHAPS/MISHAP RATE:</b>	1/0.86	
<b>10-YEAR AVERAGE (FY16-FY25) MISHAPS/MISHAP RATE:</b>	1.00/0.86	

\*see last slide for definition of UCI/LCI



# CLASS 'A' – DIVE/CNIC/NSW/NECC/OTHER MISHAPS



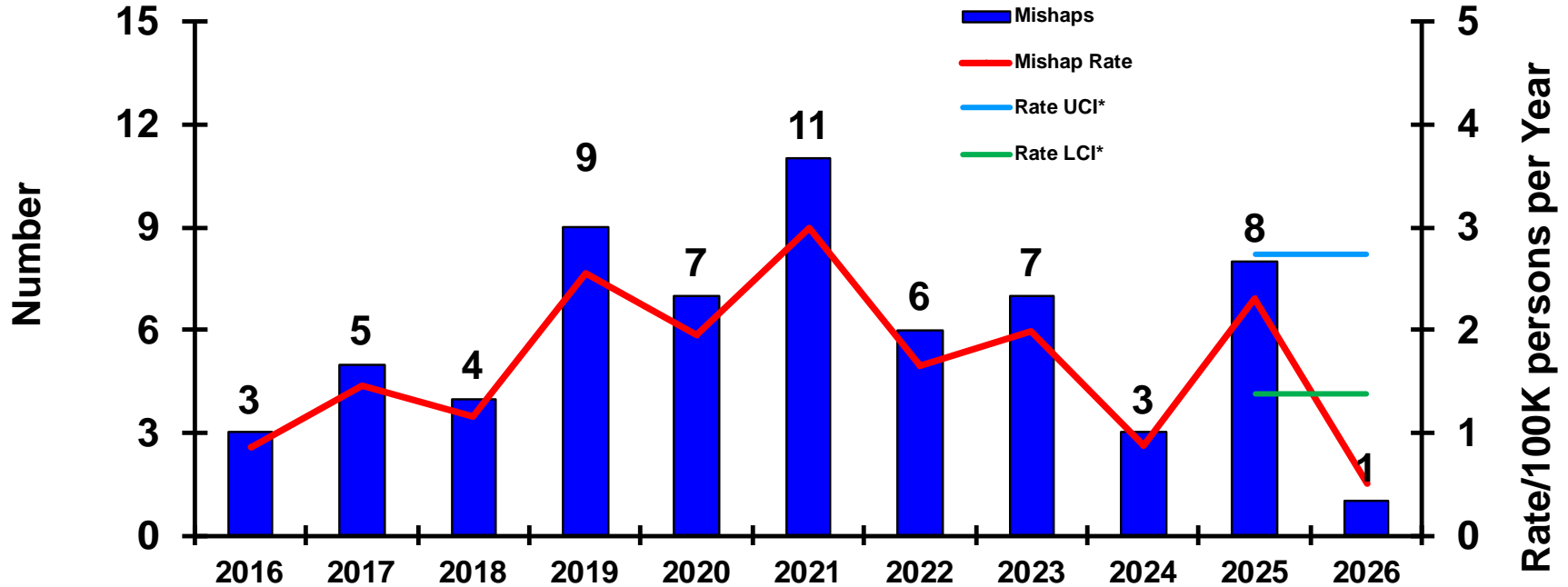
	Dive		NSW/NECC		CNIC		Other	
	28-Apr-26	28-Apr-25	28-Apr-26	28-Apr-25	28-Apr-26	28-Apr-25	28-Apr-26	28-Apr-25
CLASS A COMPARISON:	0/0.00	0/0.00	0/0.00	0/0.00	0/0.00	0/0.00	0/0.00	0/0.00
FY25 MISHAPS/MISHAP RATE:	0/0.00		0/0.00		0/0.00		0/0.00	
10-YEAR AVERAGE	0.00/0.00		0.20/0.07		0.10/0.03		0.00/0.00	

\*see last slide for definition of UCI/LCI



# CLASS 'A' - SHORE ON-DUTY MISHAPS

(This slide is the summary slide for Slides 11-14. Slides 11-14 provide additional detailed information)

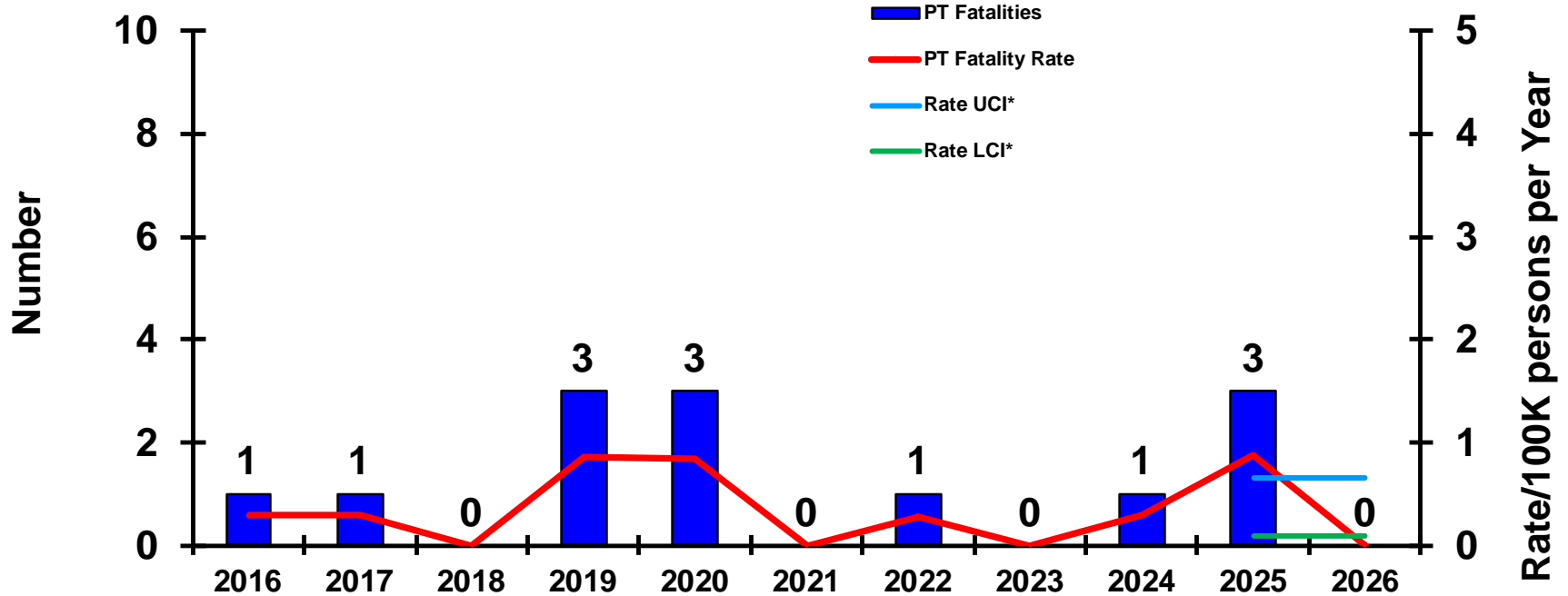


	<u>28-Apr-26</u>	<u>28-Apr-25</u>
<b>CLASS A MISHAPS/MISHAP RATE FY COMPARISON:</b>	1/0.50	2/1.01
<b>FY25 MISHAPS/MISHAP RATE:</b>	8/2.31	
<b>10-YEAR AVERAGE (FY16-FY25) MISHAPS/MISHAP RATE:</b>	6.30/1.79	

\*see last slide for definition of UCI/LCI



# CLASS 'A' - PHYSICAL TRAINING FATALITIES

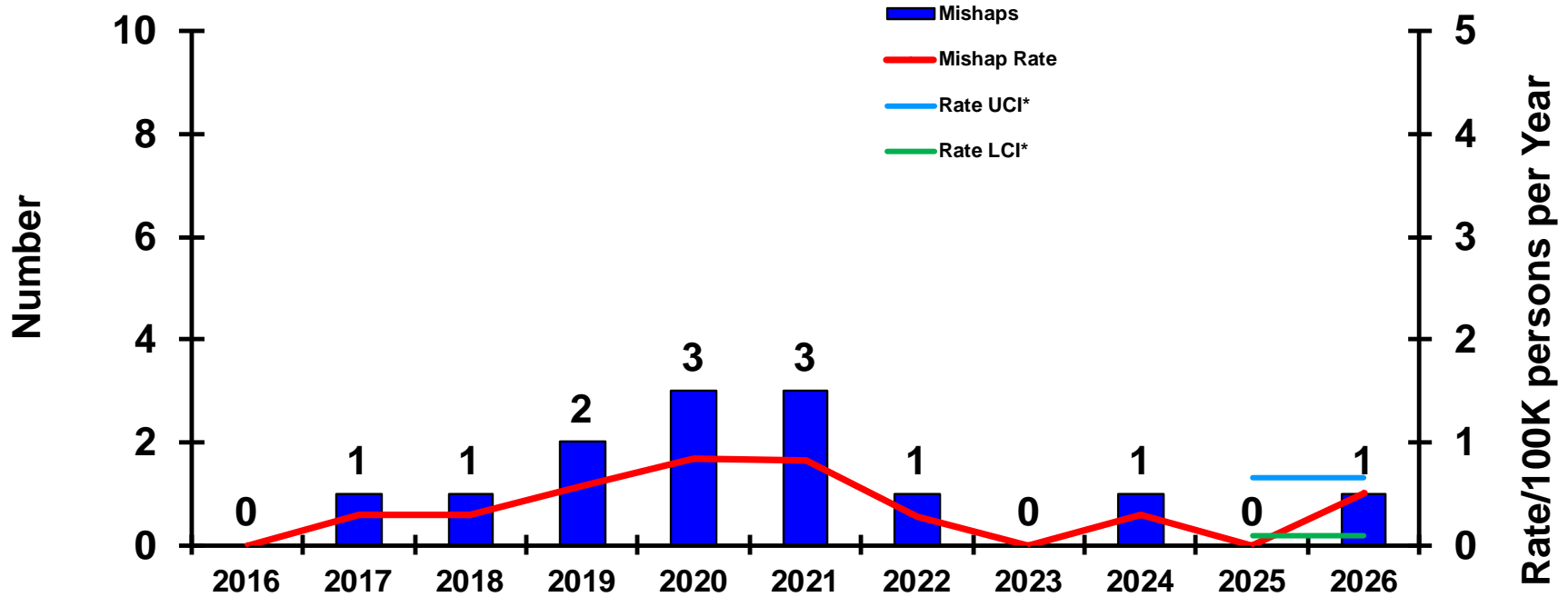


	<u>28-Apr-26</u>	<u>28-Apr-25</u>
<b>CLASS A FATALITIES/FATALITY RATE FY COMPARISON:</b>	0/0.00	0/0.00
<b>FY25 FATALITIES/FATALITY RATE:</b>	3/0.87	
<b>10-YEAR AVERAGE (FY16-FY25) FATALITIES/FATALITY RATE:</b>	1.30/0.37	

\*see last slide for definition of UCI/LCI



# CLASS 'A' - ON-DUTY MOTOR VEHICLE (MV) MISHAPS

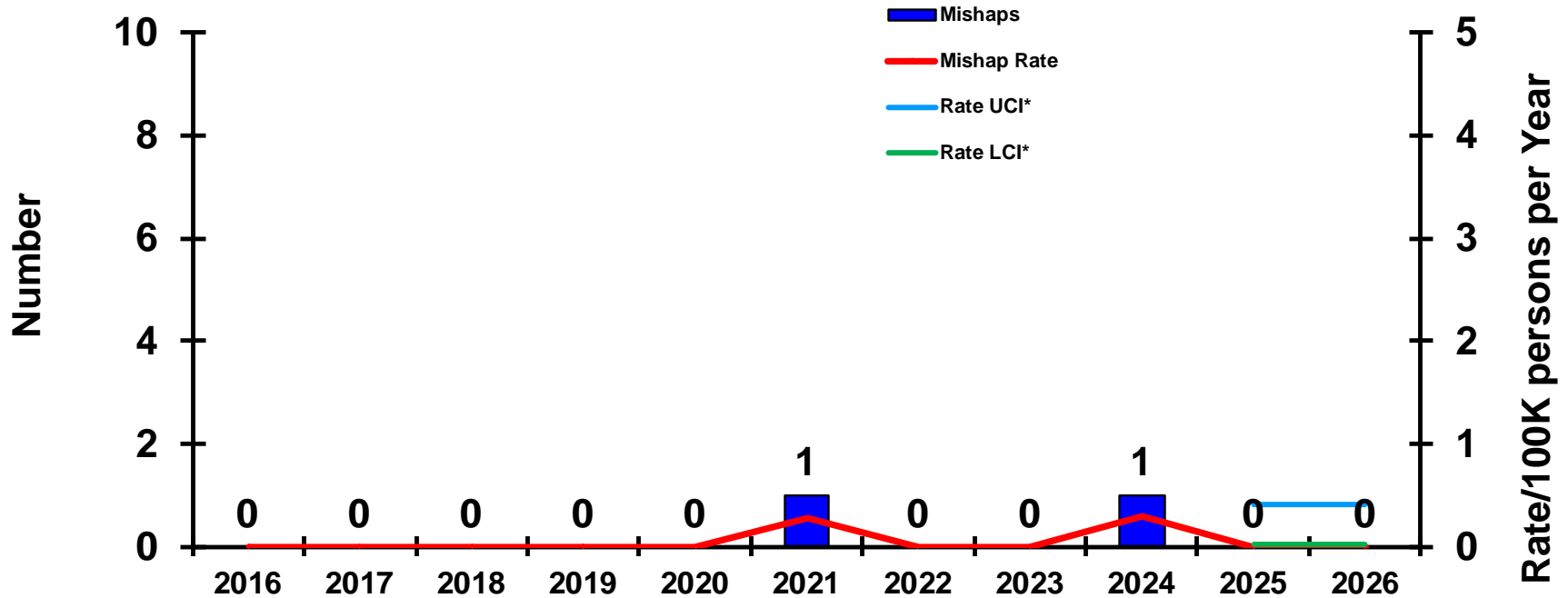


	<u>28-Apr-26</u>	<u>28-Apr-25</u>
<b>CLASS A MISHAPS/MISHAP RATE FY COMPARISON:</b>	1/0.50	0/0.00
<b>FY25 MISHAPS/MISHAP RATE:</b>	0/0.00	
<b>10-YEAR AVERAGE (FY16-FY25) MISHAPS/MISHAP RATE:</b>	1.20/0.34	

\*see last slide for definition of UCI/LCI



# CLASS 'A' - TACTICAL VEHICLE (TACVEH) MISHAPS

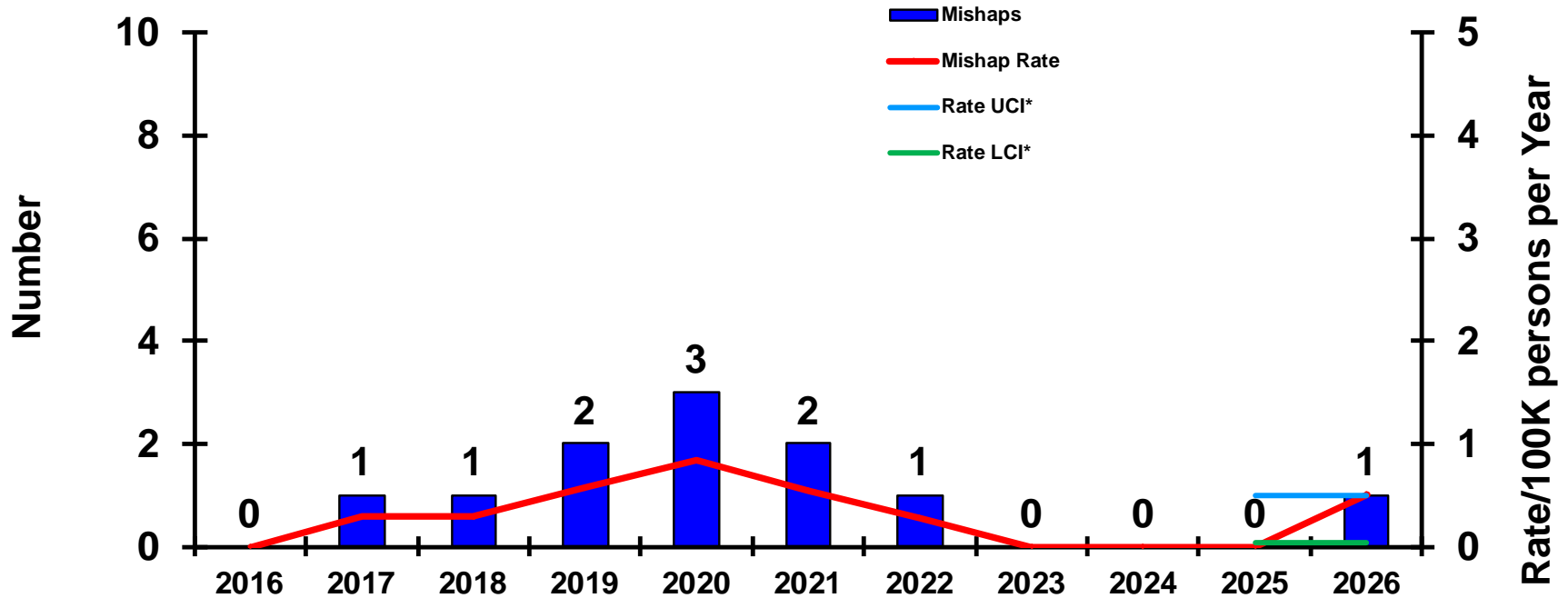


	<u>28-Apr-26</u>	<u>28-Apr-25</u>
<b>CLASS A MISHAPS/MISHAP RATE FY COMPARISON:</b>	0/0.00	0/0.00
<b>FY25 MISHAPS/MISHAP RATE:</b>	0/0.00	
<b>10-YEAR AVERAGE (FY16-FY25) MISHAPS/MISHAP RATE:</b>	0.20/0.06	

\*see last slide for definition of UCI/LCI



# CLASS 'A' - COMMERCIAL VEHICLE (COMMVEH) MISHAPS

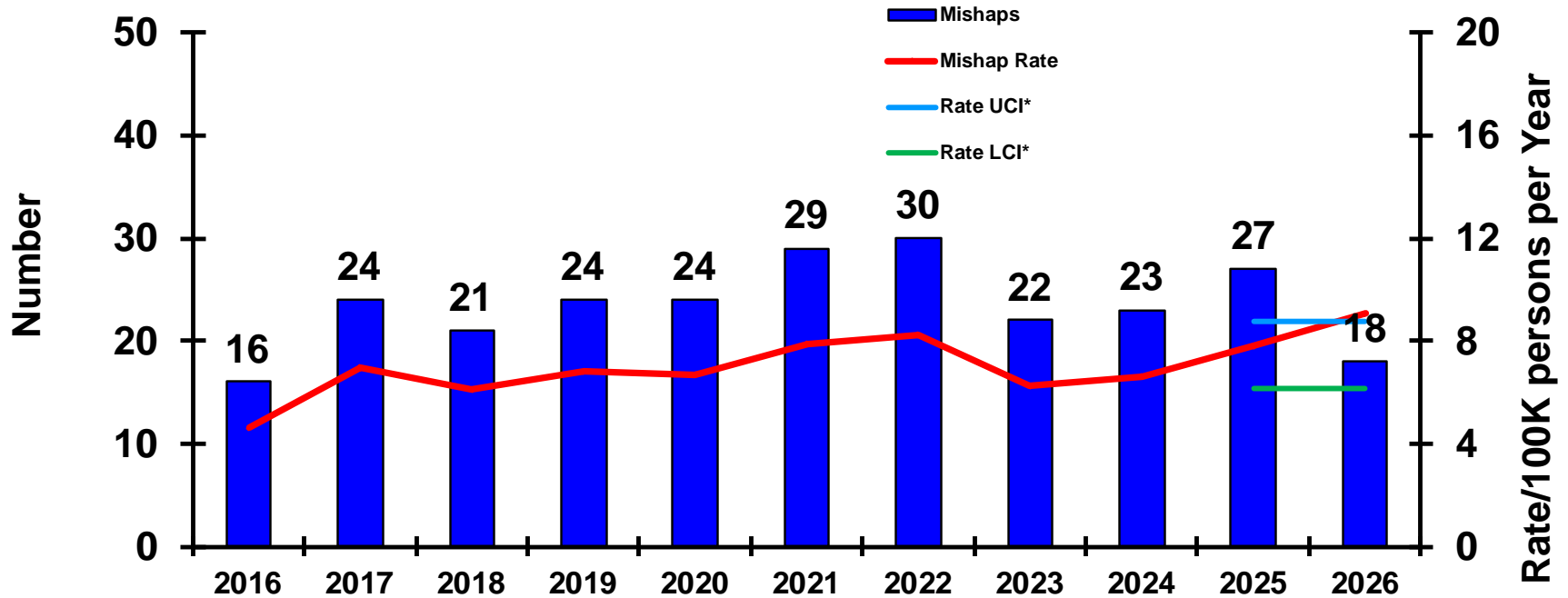


	<u>28-Apr-26</u>	<u>28-Apr-25</u>
<b>CLASS A MISHAPS/MISHAP RATE FY COMPARISON:</b>	1/0.50	0/0.00
<b>FY25 MISHAPS/MISHAP RATE:</b>	0/0.00	
<b>10-YEAR AVERAGE (FY16-FY25) MISHAPS/MISHAP RATE:</b>	1.00/0.28	

\*see last slide for definition of UCI/LCI



# CLASS 'A' - ON-DUTY MISHAPS

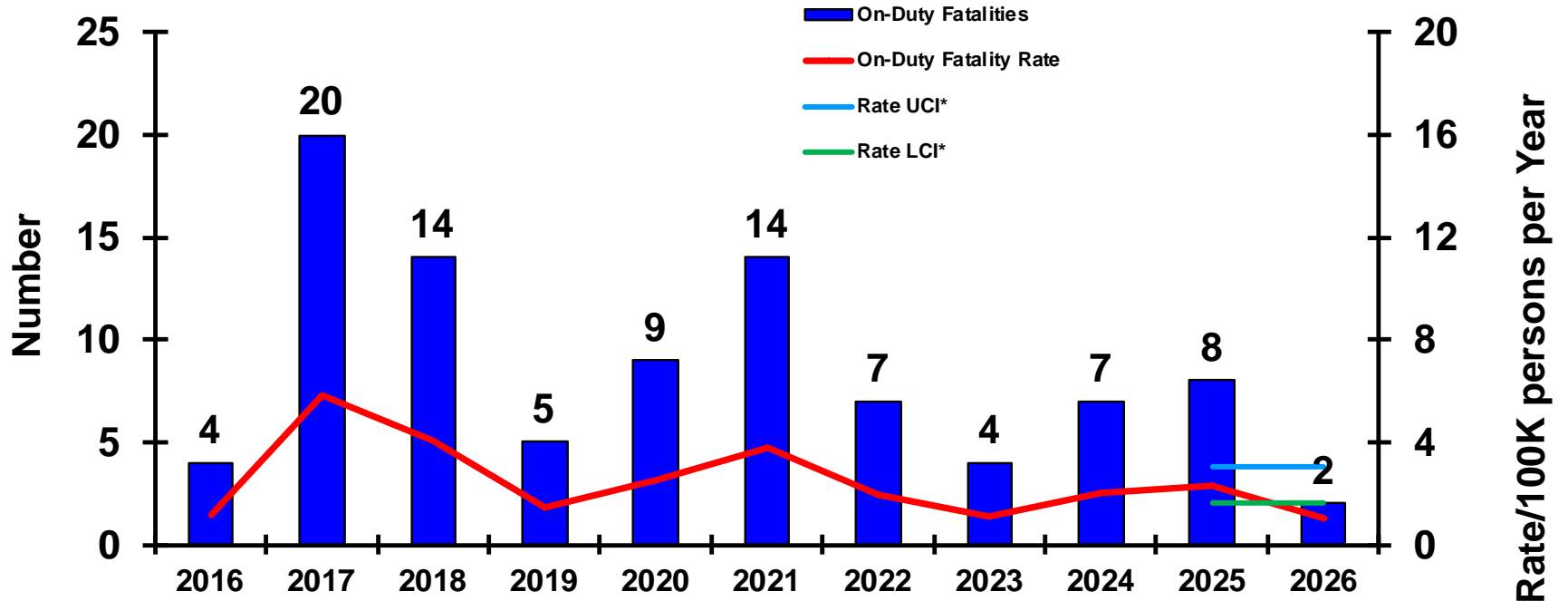


	<u>28-Apr-26</u>	<u>28-Apr-25</u>
<b>CLASS A MISHAPS/MISHAP RATE FY COMPARISON:</b>	18/9.08	12/6.05
<b>FY25 MISHAPS/MISHAP RATE:</b>	27/7.80	
<b>10-YEAR AVERAGE (FY16-FY25) MISHAPS/MISHAP RATE:</b>	24.00/6.81	

\*see last slide for definition of UCI/LCI



# CLASS 'A' - ON-DUTY FATALITIES



Slide does not show Government Civilian Fatalities: FY26 - 1

Slide does not show Permanent Total Disability (PTD) : FY26 - 1

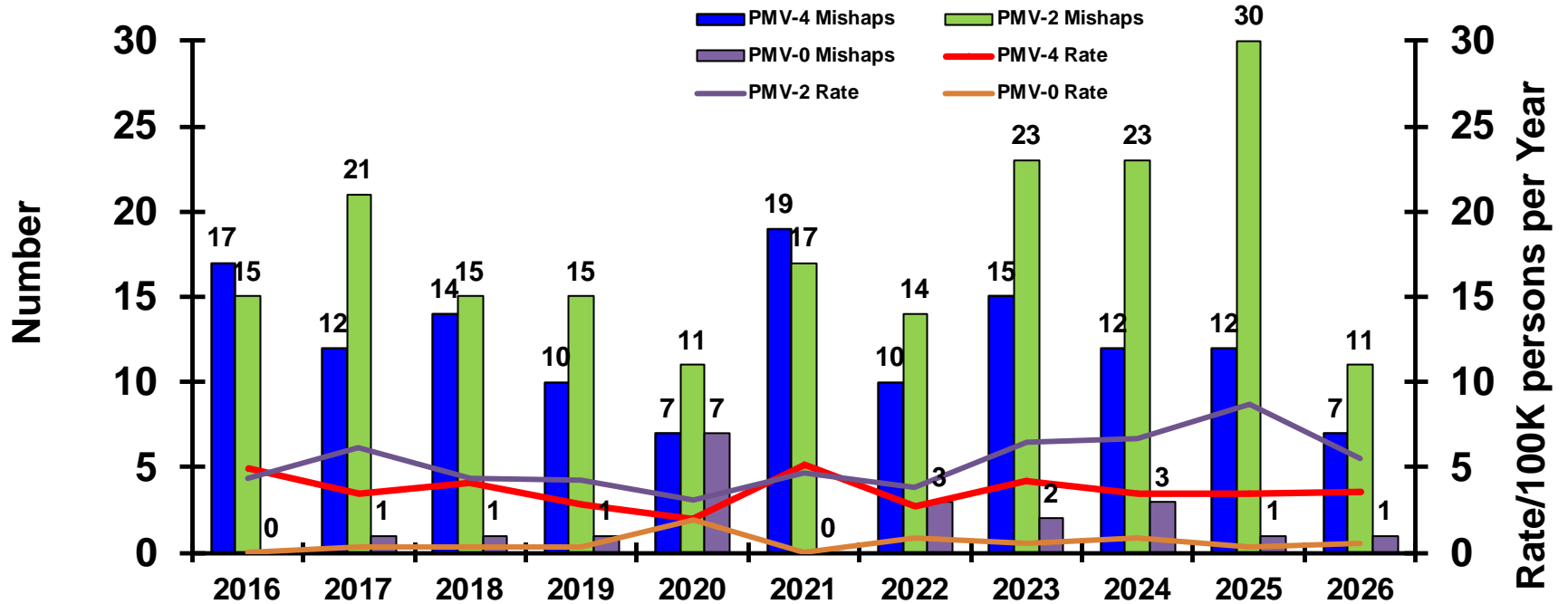
	<u>28-Apr-26</u>	<u>28-Apr-25</u>
<b>CLASS A FATALITIES/FATALITY RATE FY COMPARISON:</b>	2/1.01	3/1.51
<b>FY25 FATALITIES/FATALITY RATE:</b>	8/2.31	
<b>10-YEAR AVERAGE (FY16-FY25) FATALITIES/FATALITY RATE:</b>	9.20/2.61	

\*see last slide for definition of UCI/LCI



# CLASS 'A' - PRIVATE MOTOR VEHICLES (PMV) MISHAPS

(This slide is the summary slide for Slides 18-21. Slides 18-21 provide additional detailed information)



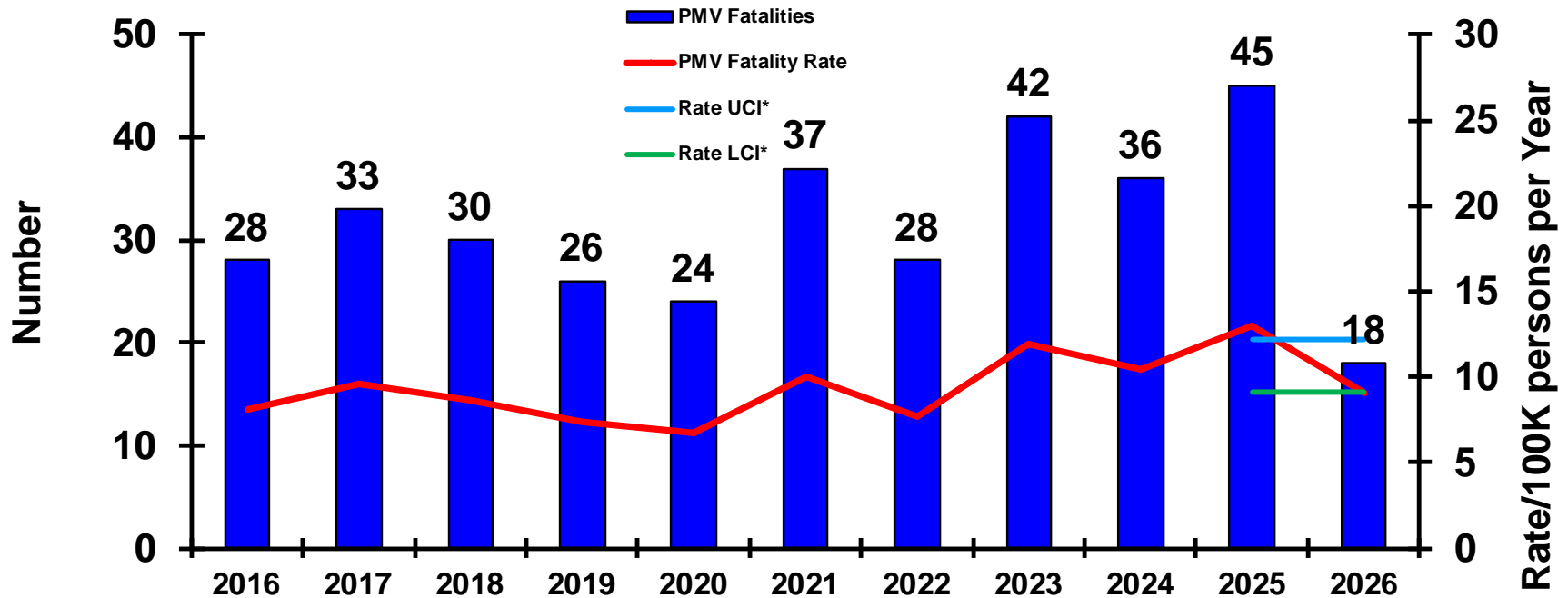
	PMV-4		PMV-2		PMV-0	
	28-Apr-26	28-Apr-25	28-Apr-26	28-Apr-25	28-Apr-26	28-Apr-25
<b>CLASS A MISHAPS/MISHAP RATE FY COMPARISON:</b>	7/3.53	4/2.02	11/5.55	17/8.57	1/0.50	1/0.50
<b>FY25 MISHAPS/MISHAP RATE:</b>	12/3.47		30/8.66		1/0.29	
<b>10-YEAR AVERAGE (FY16-FY25) MISHAPS/MISHAP RATE:</b>	12.80/3.63		18.40/5.22		1.90/0.54	

\*see last slide for definition of UCI/LCI



# CLASS 'A' - PRIVATE MOTOR VEHICLE (PMV) FATALITIES

(This slide is the summary slide for Slides 19-21. Slides 19-21 provide additional detailed information)



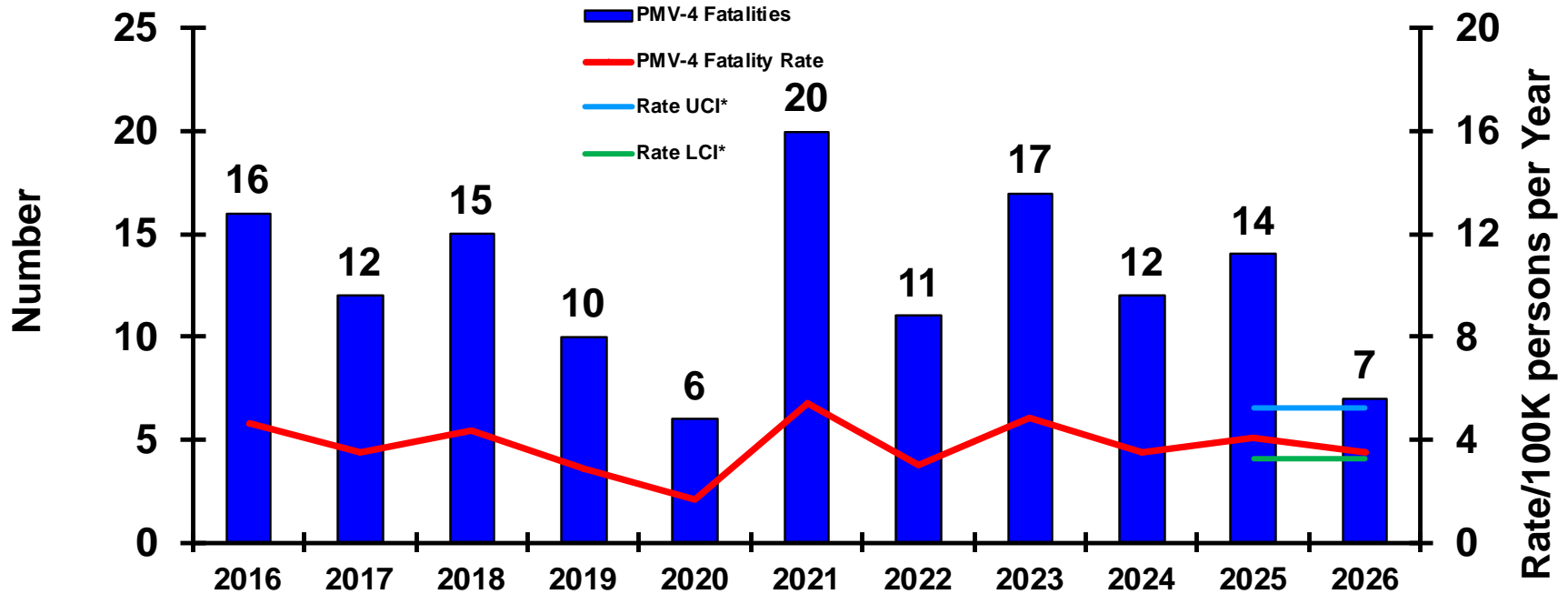
Slide does not show Permanent Total Disability (PTD) : FY26 - 1

	28-Apr-26	28-Apr-25
<b>CLASS A FATALITIES/FATALITY RATE FY COMPARISON:</b>	18/9.08	22/11.09
<b>FY25 FATALITIES/FATALITY RATE:</b>	45/12.99	
<b>10-YEAR AVERAGE (FY16-FY25) FATALITIES/FATALITY RATE:</b>	32.90/9.33	

\*see last slide for definition of UCI/LCI



# CLASS 'A' - AUTOMOBILE (PMV-4) FATALITIES

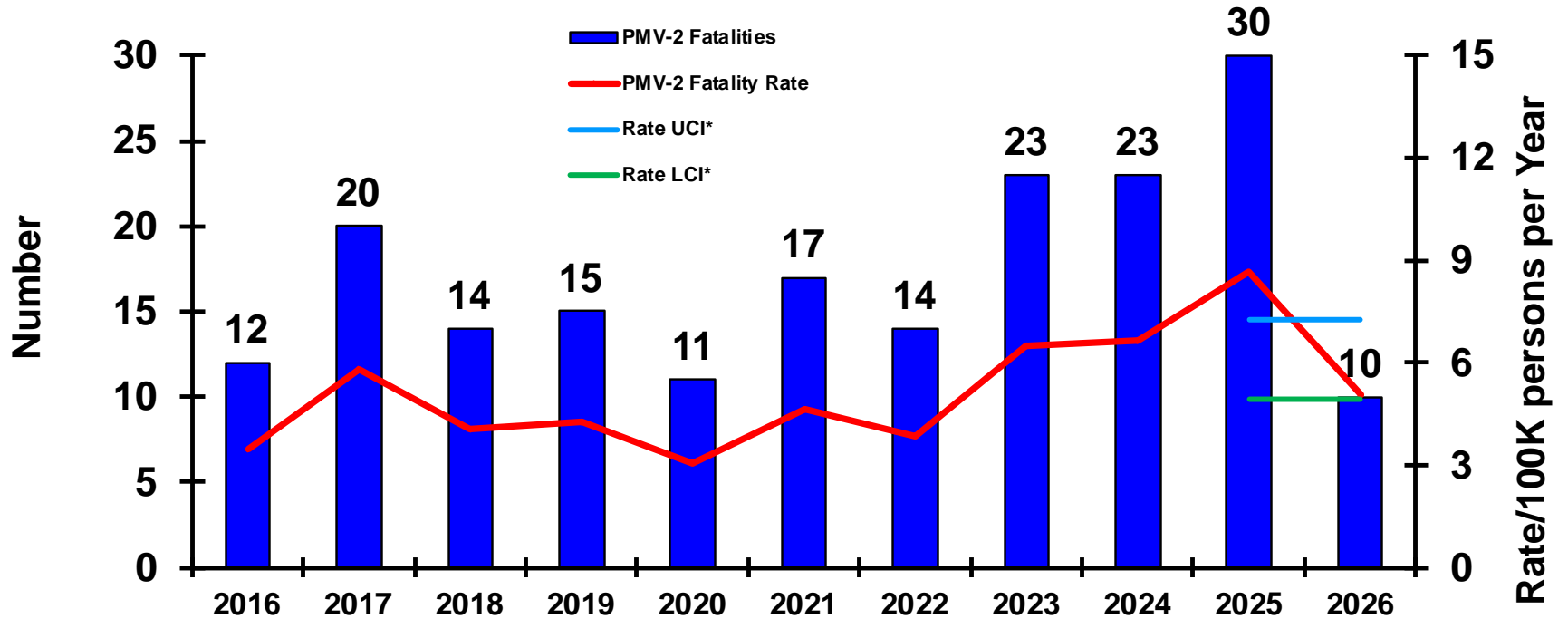


	<u>28-Apr-26</u>	<u>28-Apr-25</u>
<b>CLASS A FATALITIES/FATALITY RATE FY COMPARISON:</b>	7/3.53	4/2.02
<b>FY25 FATALITIES/FATALITY RATE:</b>	14/4.04	
<b>10-YEAR AVERAGE (FY16-FY25) FATALITIES/FATALITY RATE:</b>	13.30/3.77	

\*see last slide for definition of UCI/LCI



# CLASS 'A' - MOTORCYCLE (PMV-2) FATALITIES



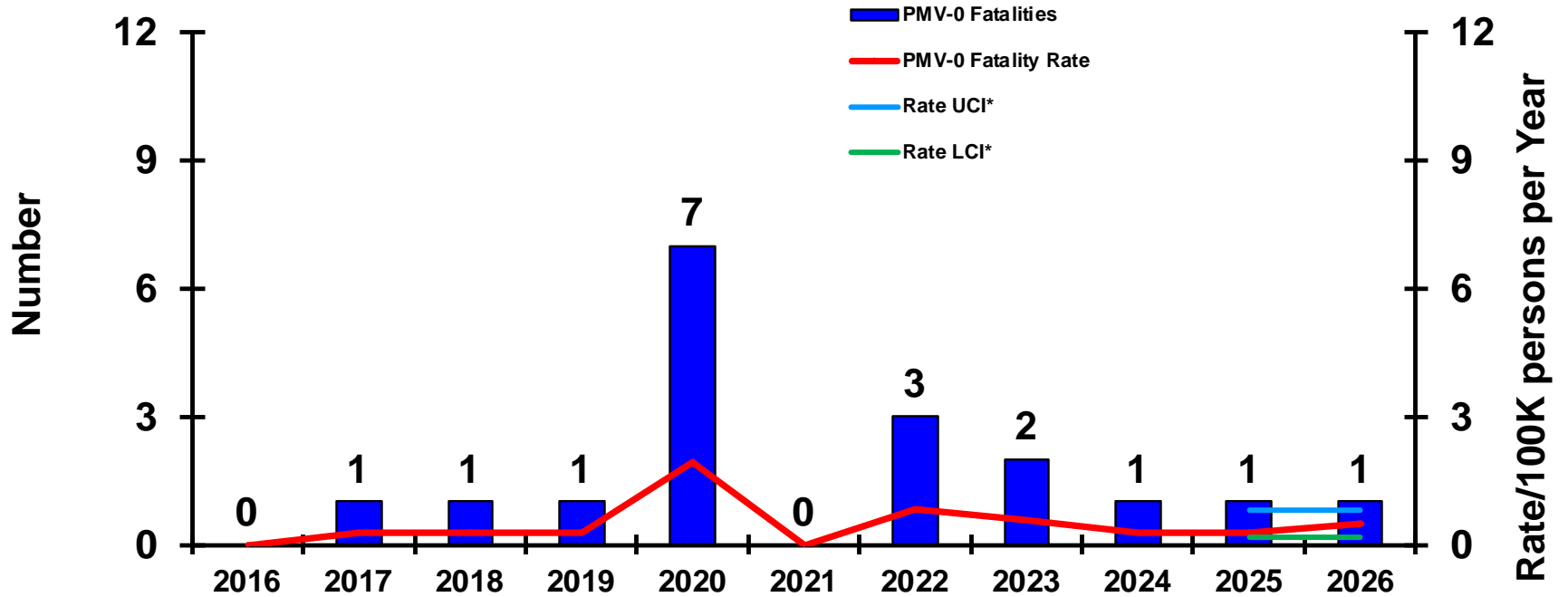
Slide does not show Permanent Total Disability (PTD) : FY26 - 1

	28-Apr-26	28-Apr-25
<b>CLASS A FATALITIES/FATALITY RATE FY COMPARISON:</b>	10/5.04	17/8.57
<b>FY25 FATALITIES/FATALITY RATE:</b>	30/8.66	
<b>10-YEAR AVERAGE (FY16-FY25) FATALITIES/FATALITY RATE:</b>	17.90/5.08	

\*see last slide for definition of UCI/LCI



# CLASS 'A' - PEDESTRIAN (PMV-0) FATALITIES

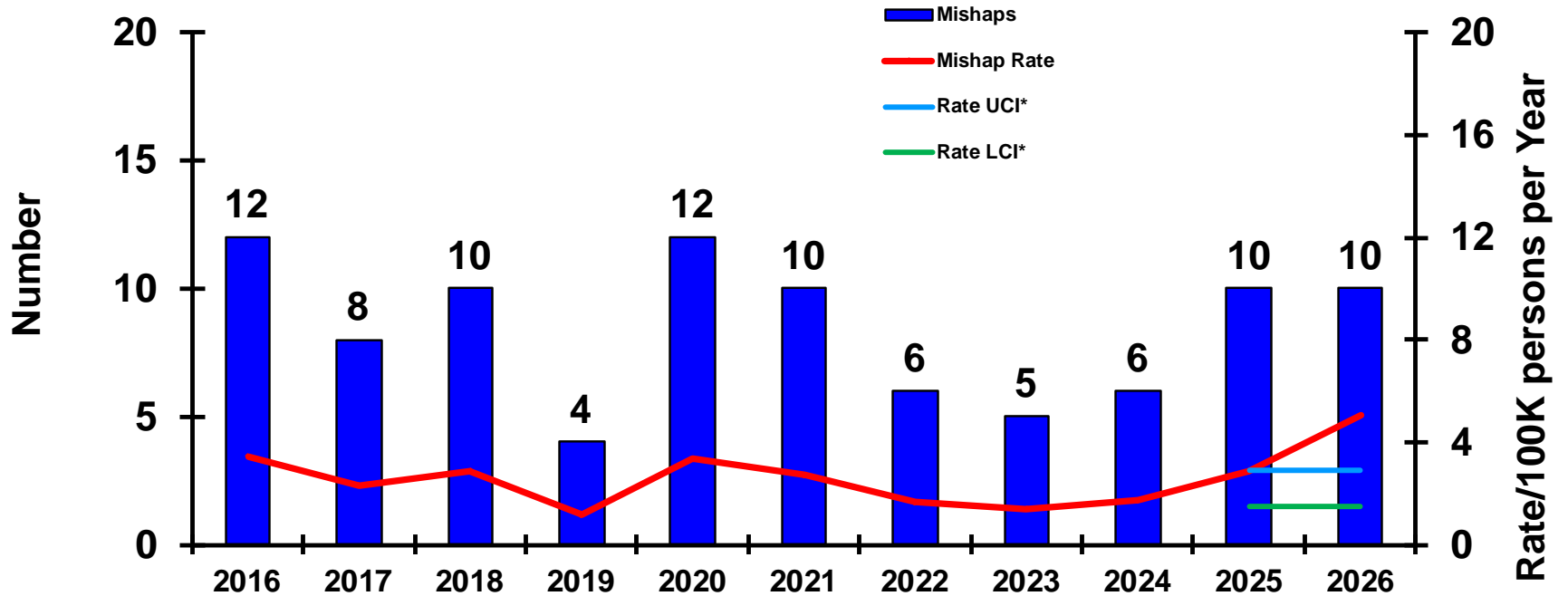


	<u>28-Apr-26</u>	<u>28-Apr-25</u>
<b>CLASS A FATALITIES/FATALITY RATE FY COMPARISON:</b>	1/0.50	1/0.50
<b>FY25 FATALITIES/FATALITY RATE:</b>	1/0.29	
<b>10-YEAR AVERAGE (FY16-FY25) FATALITIES/FATALITY RATE:</b>	1.70/0.48	

\*see last slide for definition of UCI/LCI



# CLASS 'A' - OFF-DUTY/REC MISHAPS

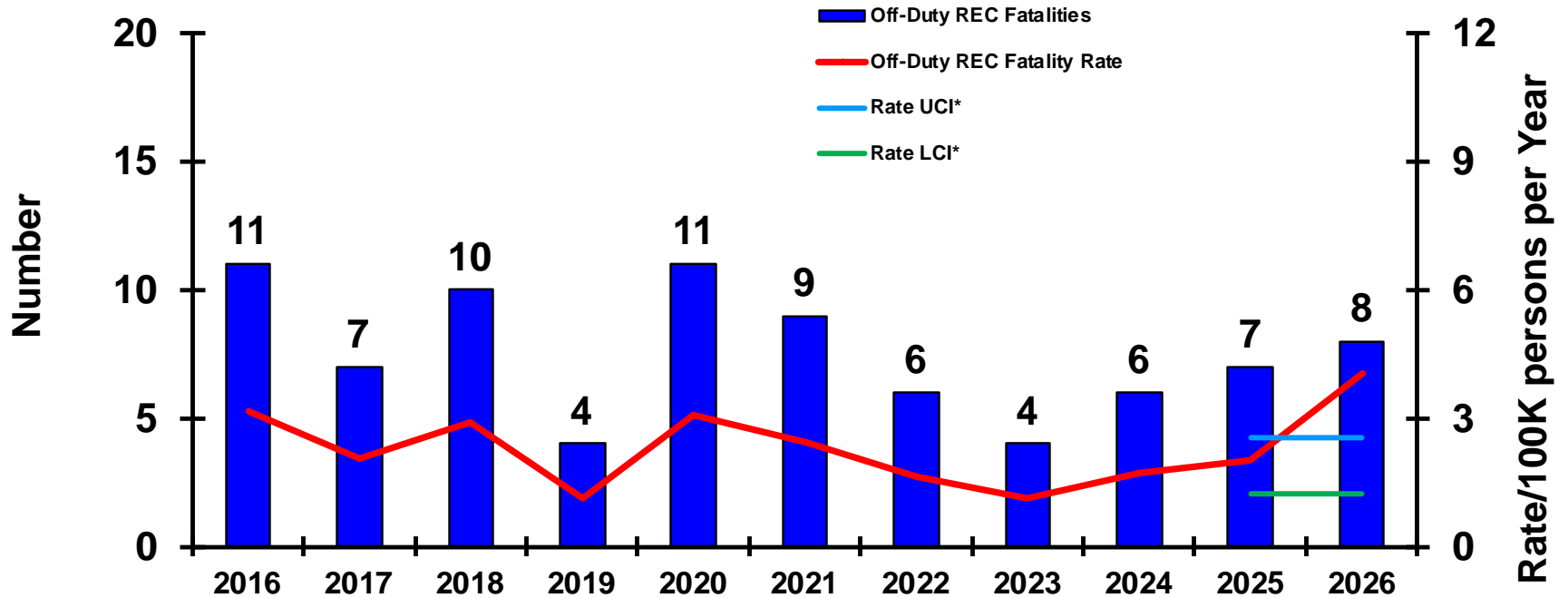


	<u>28-Apr-26</u>	<u>28-Apr-25</u>
<b>CLASS A MISHAPS/MISHAP RATE FY COMPARISON:</b>	10/5.04	6/3.03
<b>FY25 MISHAPS/MISHAP RATE:</b>	10/2.89	
<b>10-YEAR AVERAGE (FY16-FY25) MISHAPS/MISHAP RATE:</b>	8.30/2.35	

\*see last slide for definition of UCI/LCI



# CLASS 'A' - OFF-DUTY/REC FATALITIES



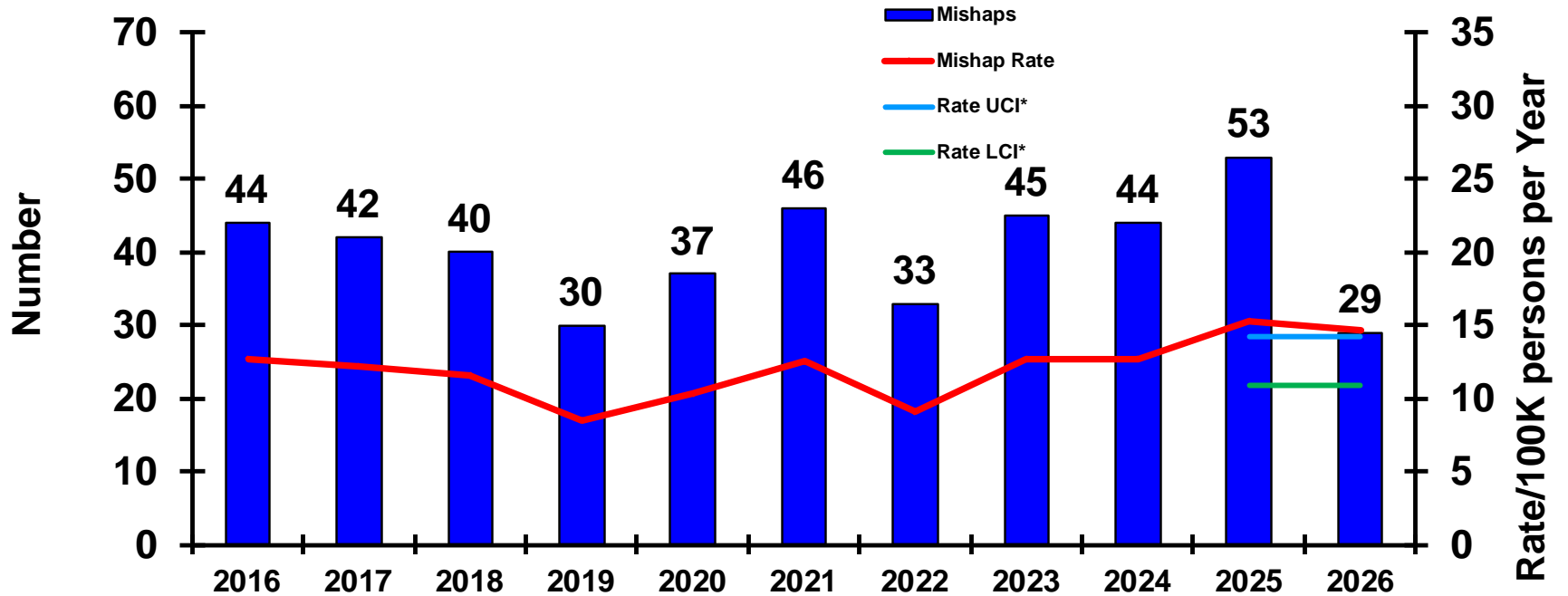
Slide does not show Permanent Total Disability (PTD) : FY26 - 2

	<u>28-Apr-26</u>	<u>28-Apr-25</u>
<b>CLASS A FATALITIES/FATALITY RATE FY COMPARISON:</b>	8/4.03	5/2.52
<b>FY25 FATALITIES/FATALITY RATE:</b>	7/2.02	
<b>10-YEAR AVERAGE (FY16-FY25) FATALITIES/FATALITY RATE:</b>	7.50/2.13	

\*see last slide for definition of UCI/LCI



# CLASS 'A' - OFF-DUTY MISHAPS

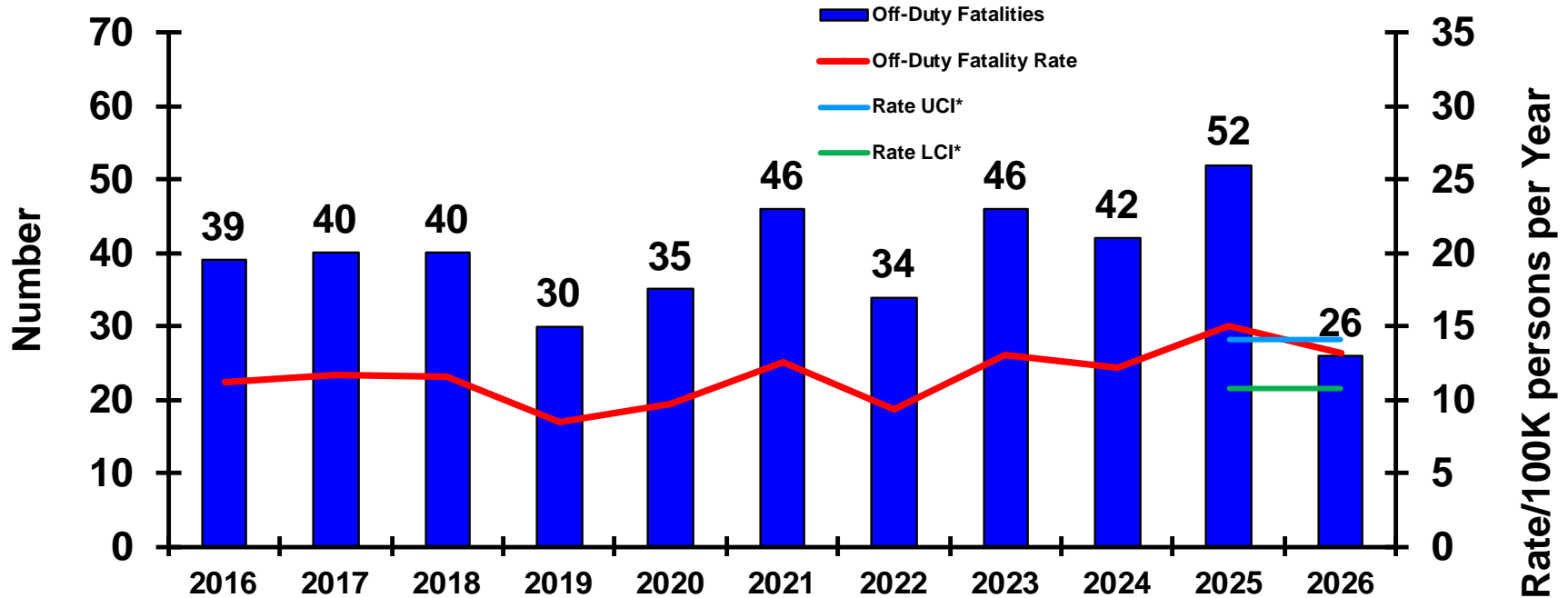


	<u>28-Apr-26</u>	<u>28-Apr-25</u>
<b>CLASS A MISHAPS/MISHAP RATE FY COMPARISON:</b>	29/14.62	28/14.12
<b>FY25 MISHAPS/MISHAP RATE:</b>	53/15.30	
<b>10-YEAR AVERAGE (FY16-FY25) MISHAPS/MISHAP RATE:</b>	41.40/11.75	

\*see last slide for definition of UCI/LCI



# CLASS 'A' - OFF-DUTY FATALITIES



Slide does not show Government Civilian Fatalities: FY26 - 0

Slide does not show Permanent Total Disability (PTD) : FY26 - 3

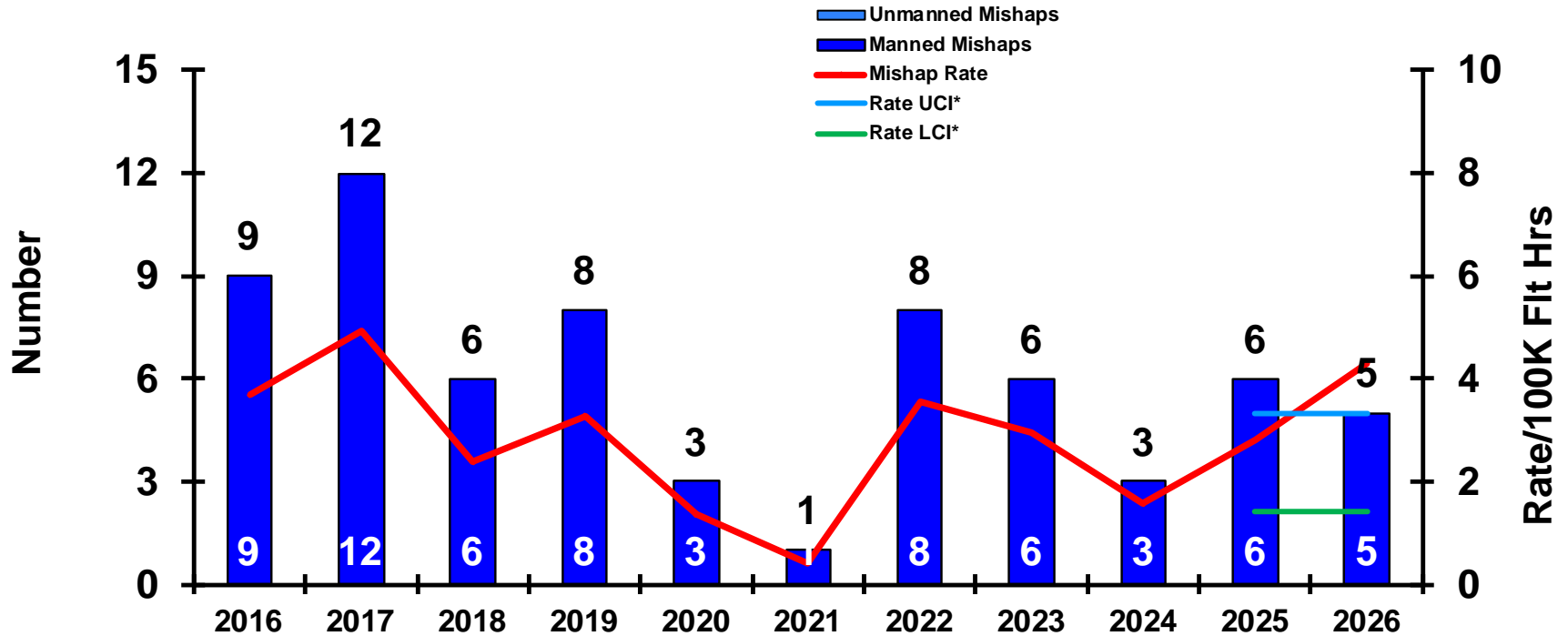
	<u>28-Apr-26</u>	<u>28-Apr-25</u>
<b>CLASS A FATALITIES/FATALITY RATE FY COMPARISON:</b>	26/13.11	27/13.62
<b>FY25 FATALITIES/FATALITY RATE:</b>	52/15.02	
<b>10-YEAR AVERAGE (FY16-FY25) FATALITIES/FATALITY RATE:</b>	40.40/11.46	

\*see last slide for definition of UCI/LCI



# CLASS 'A' - AVIATION MISHAPS

(This slide is the summary slide for Slides 29-31. Slides 29-31 provide additional detailed information)

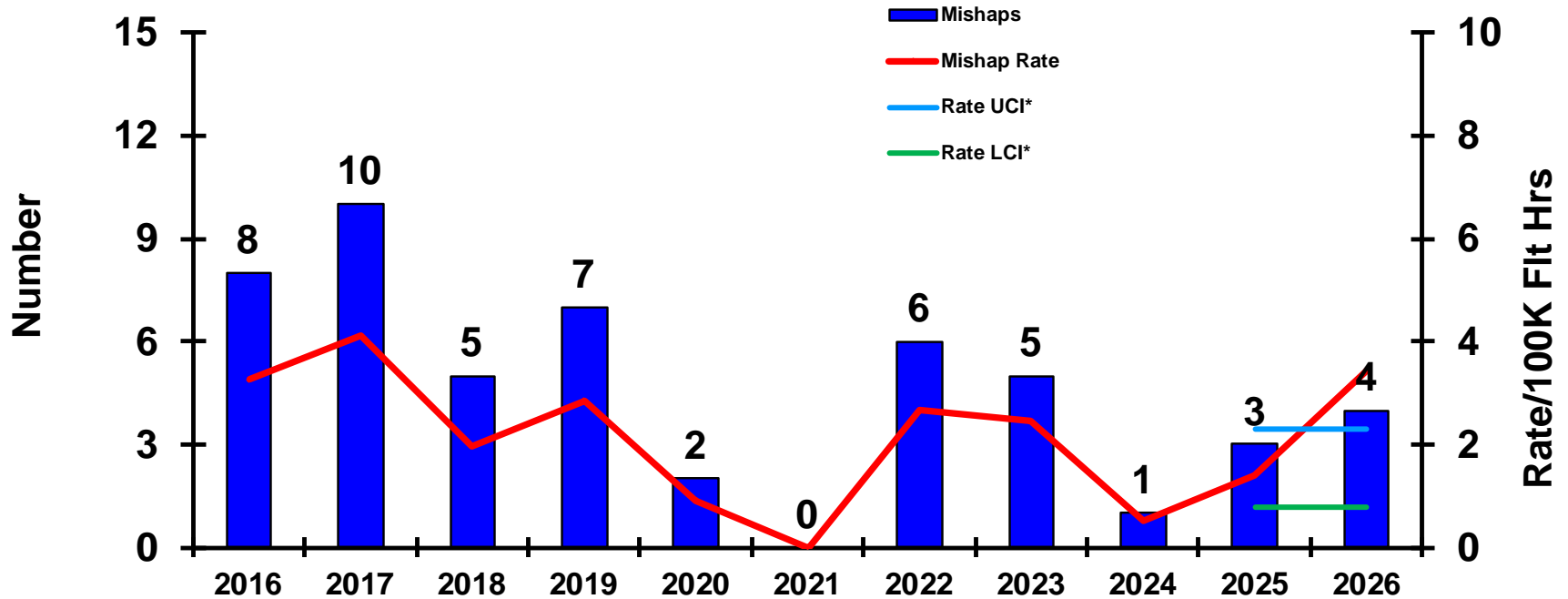


	<u>28-Apr-26</u>	<u>28-Apr-25</u>
<b>CLASS A MISHAPS/MISHAP RATE FY COMPARISON:</b>	5/4.31	2/1.63
<b>FY25 MISHAPS/MISHAP RATE:</b>	6/2.80	
<b>10-YEAR AVERAGE (FY16-FY25) MISHAPS/MISHAP RATE:</b>	6.20/2.72	



# CLASS 'A' - FLIGHT MISHAPS

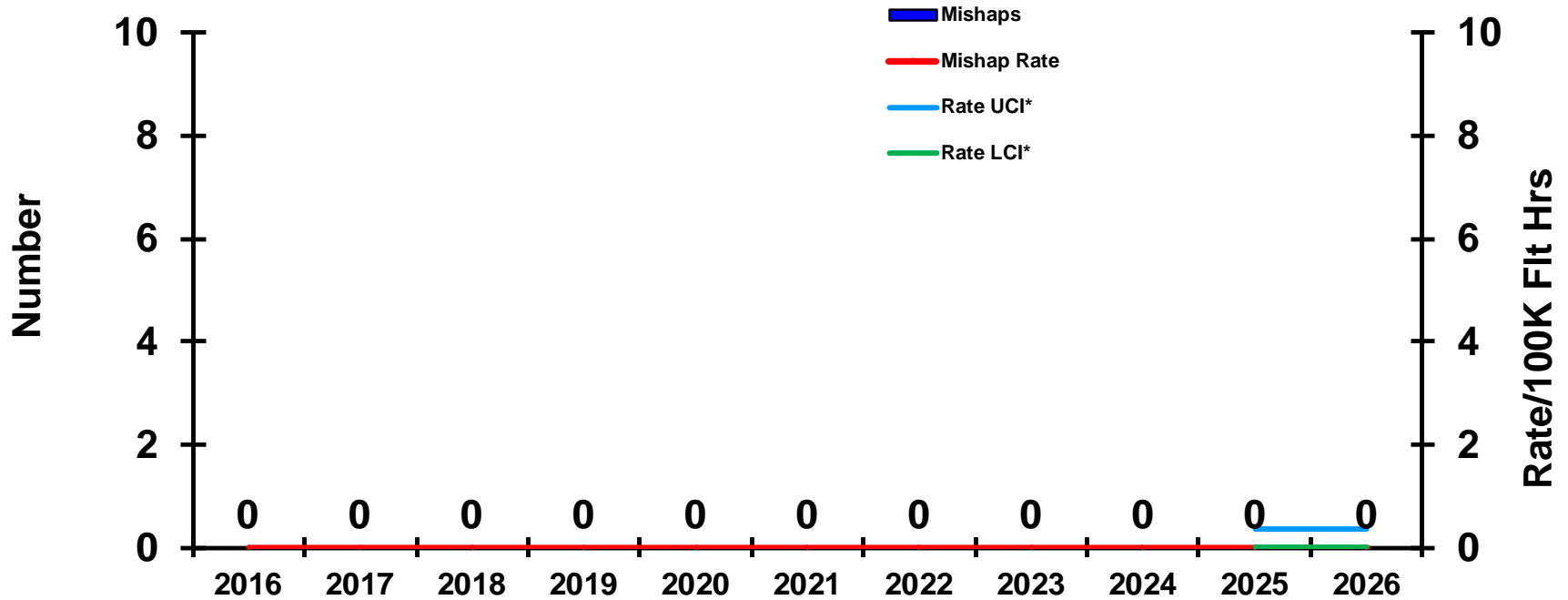
*Manned Aircraft Only*



	<u>28-Apr-26</u>	<u>28-Apr-25</u>
<b>CLASS A MISHAPS/MISHAP RATE FY COMPARISON:</b>	4/3.45	2/1.63
<b>FY25 MISHAPS/MISHAP RATE:</b>	3/1.40	
<b>10-YEAR AVERAGE (FY16-FY25) MISHAPS/MISHAP RATE:</b>	4.70/2.06	



# CLASS 'A' - FLIGHT-RELATED (FREL) MISHAPS *Manned Aircraft Only*

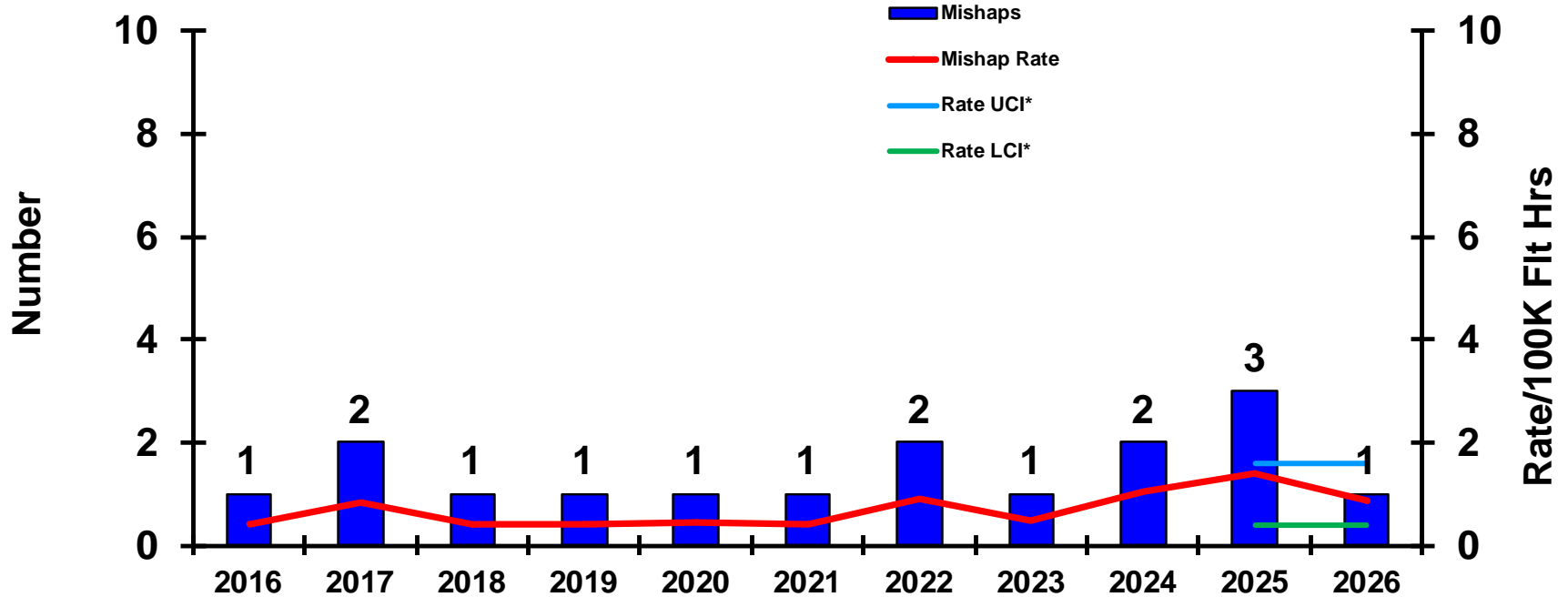


	<u>28-Apr-26</u>	<u>28-Apr-25</u>
<b>CLASS A MISHAPS/MISHAP RATE FY COMPARISON:</b>	0/0.00	0/0.00
<b>FY25 MISHAPS/MISHAP RATE:</b>	0/0.00	
<b>10-YEAR AVERAGE (FY16-FY25) MISHAPS/MISHAP RATE:</b>	0.00/0.00	



# CLASS 'A' - AVIATION GROUND MISHAPS (AGM)

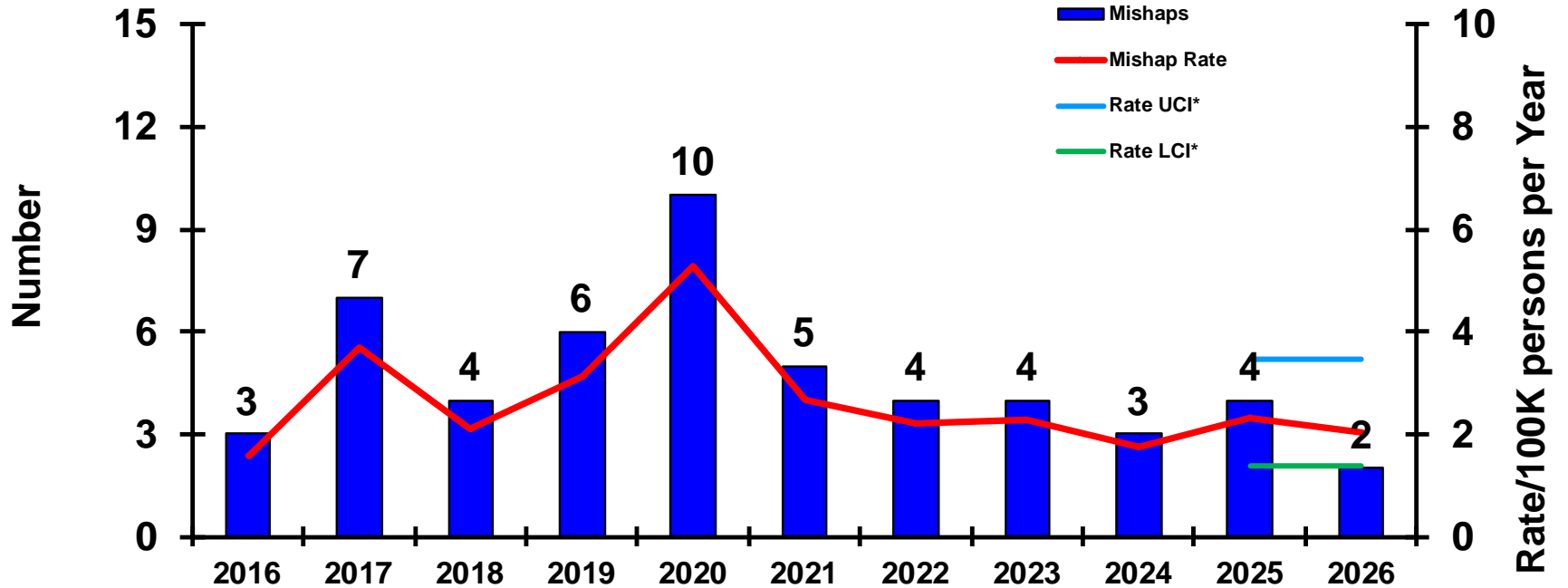
*Manned Aircraft Only*



	<u>28-Apr-26</u>	<u>28-Apr-25</u>
<b>CLASS A MISHAPS/MISHAP RATE FY COMPARISON:</b>	1/0.86	0/0.00
<b>FY25 MISHAPS/MISHAP RATE:</b>	3/1.40	
<b>10-YEAR AVERAGE (FY16-FY25) MISHAPS/MISHAP RATE:</b>	1.50/0.66	



# CLASS 'A' - GROUND ON-DUTY MISHAPS



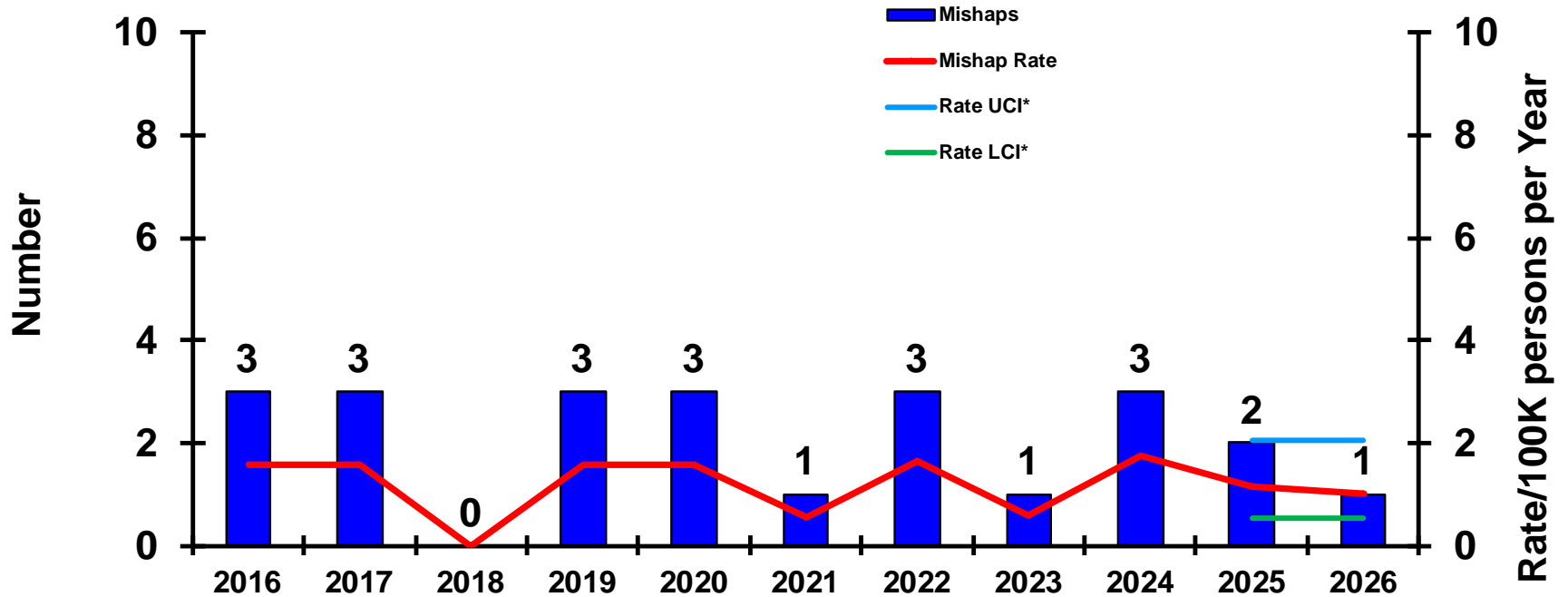
	<u>28-Apr-26</u>	<u>28-Apr-25</u>
<b>CLASS A MISHAPS/MISHAP RATE FY COMPARISON:</b>	2/2.02	2/2.02
<b>FY25 MISHAPS/MISHAP RATE:</b>	4/2.32	
<b>10-YEAR AVERAGE (FY16-FY25) MISHAPS/MISHAP RATE:</b>	5.00/2.71	

\*see last slide for definition of UCI/LCI



# CLASS 'A' - ON-DUTY MOTOR VEHICLE (MV) MISHAPS

(This slide is the summary slide for Slides 34-36. Slides 34-36 provide additional detailed information)

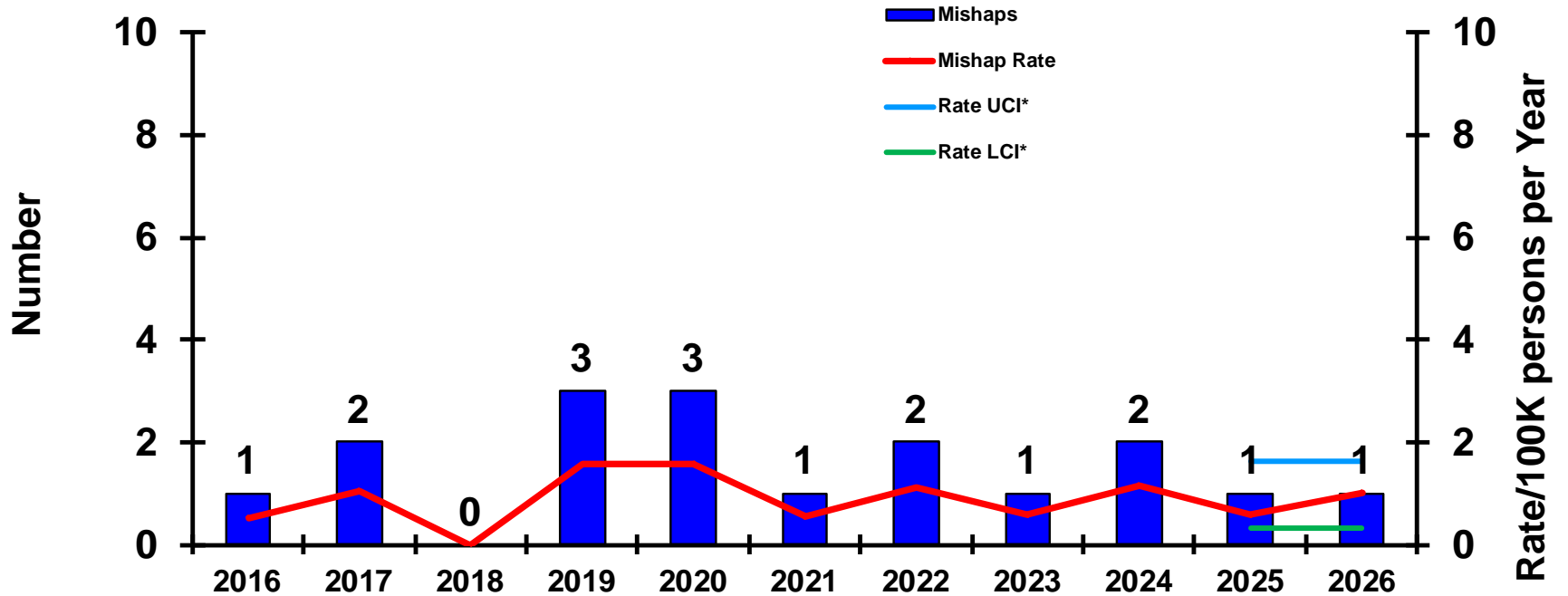


	<u>28-Apr-26</u>	<u>28-Apr-25</u>
<b>CLASS A MISHAPS/MISHAP RATE FY COMPARISON:</b>	1/1.01	2/2.02
<b>FY25 MISHAPS/MISHAP RATE:</b>	2/1.16	
<b>10-YEAR AVERAGE (FY16-FY25) MISHAPS/MISHAP RATE:</b>	2.20/1.19	

\*see last slide for definition of UCI/LCI



# CLASS 'A' - TACTICAL VEHICLE (TACVEH) MISHAPS

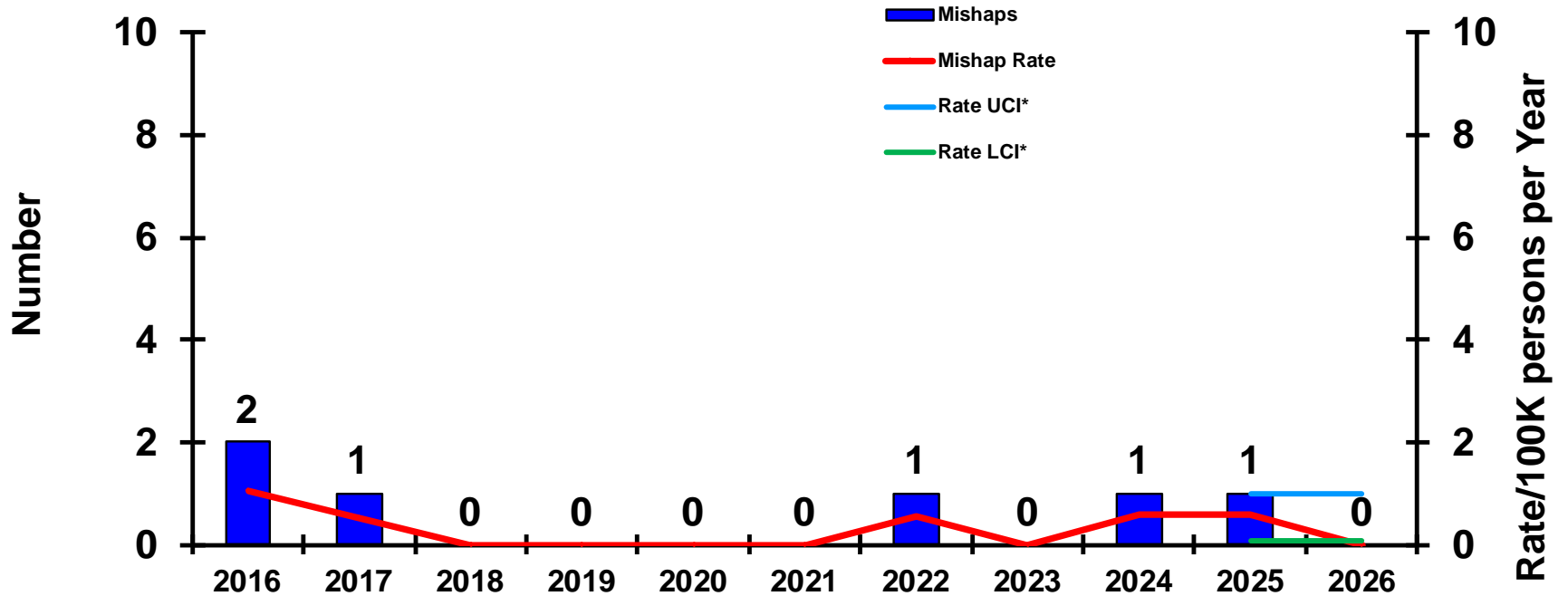


	<u>28-Apr-26</u>	<u>28-Apr-25</u>
<b>CLASS A MISHAPS/MISHAP RATE FY COMPARISON:</b>	1/1.01	1/1.01
<b>FY25 MISHAPS/MISHAP RATE:</b>	1/0.58	
<b>10-YEAR AVERAGE (FY16-FY25) MISHAPS/MISHAP RATE:</b>	1.60/0.87	

\*see last slide for definition of UCI/LCI



# CLASS 'A' - COMMERCIAL VEHICLE (COMMVEH) MISHAPS

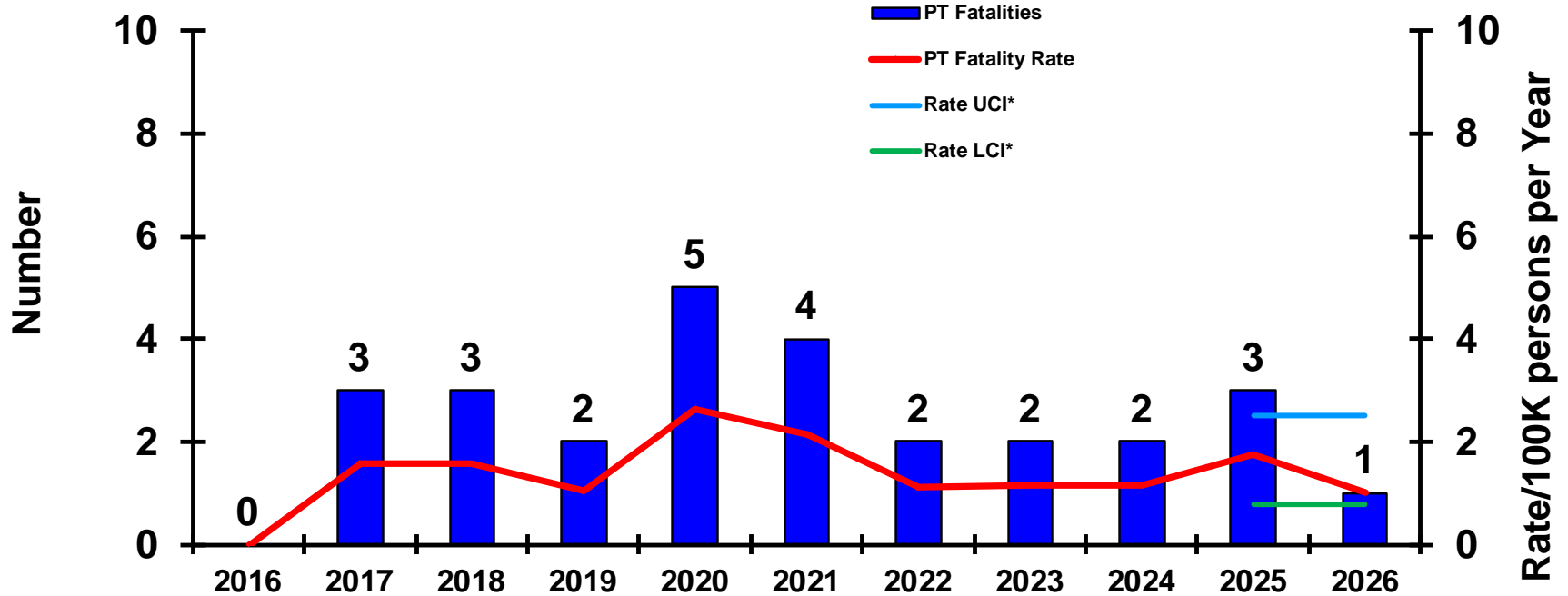


	<u>28-Apr-26</u>	<u>28-Apr-25</u>
<b>CLASS A MISHAPS/MISHAP RATE FY COMPARISON:</b>	0/0.00	1/1.01
<b>FY25 MISHAPS/MISHAP RATE:</b>	1/0.58	
<b>10-YEAR AVERAGE (FY16-FY25) MISHAPS/MISHAP RATE:</b>	0.60/0.33	

\*see last slide for definition of UCI/LCI



# CLASS 'A' - PHYSICAL TRAINING FATALITIES

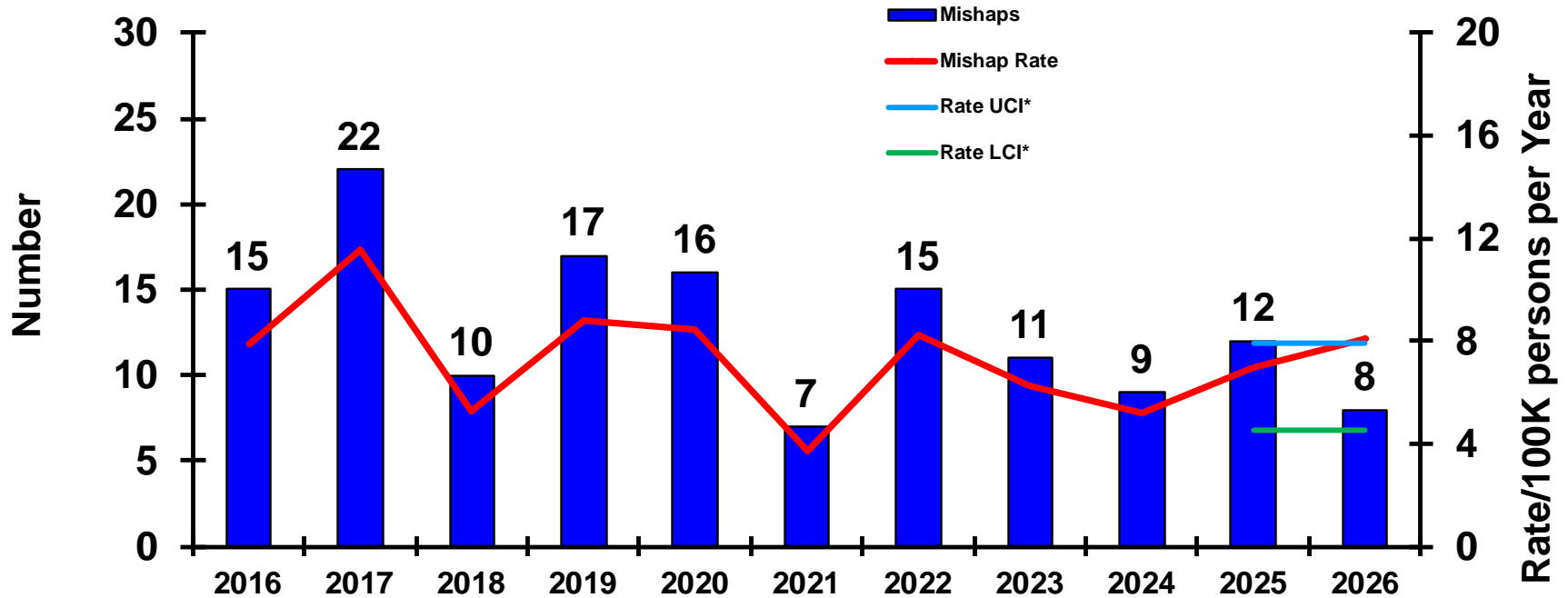


	<u>28-Apr-26</u>	<u>28-Apr-25</u>
<b>CLASS A FATALITIES/FATALITY RATE FY COMPARISON:</b>	1/1.01	2/2.02
<b>FY25 FATALITIES/FATALITY RATE:</b>	3/1.74	
<b>10-YEAR AVERAGE (FY16-FY25) FATALITIES/FATALITY RATE:</b>	2.60/1.41	

\*see last slide for definition of UCI/LCI



# CLASS 'A' - ON-DUTY MISHAPS

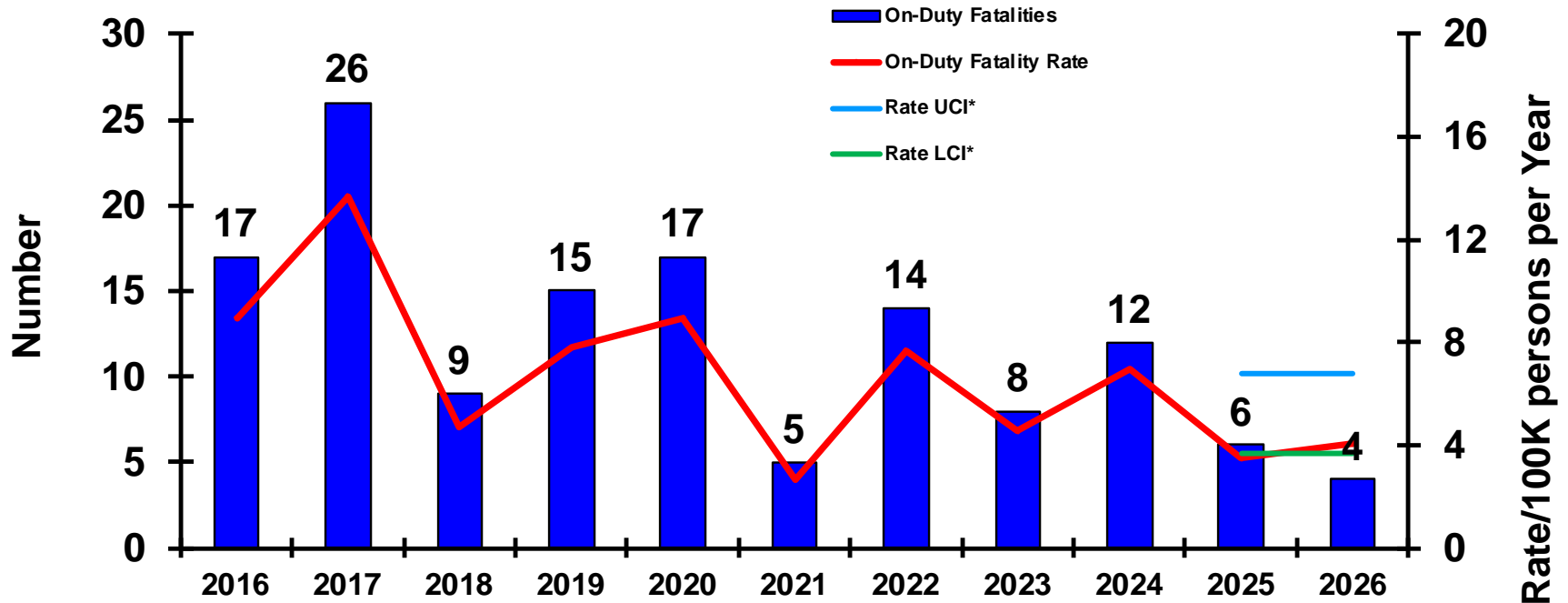


	<u>28-Apr-26</u>	<u>28-Apr-25</u>
<b>CLASS A MISHAPS/MISHAP RATE FY COMPARISON:</b>	8/8.09	6/6.07
<b>FY25 MISHAPS/MISHAP RATE:</b>	12/6.95	
<b>10-YEAR AVERAGE (FY16-FY25) MISHAPS/MISHAP RATE:</b>	13.40/7.26	

\*see last slide for definition of UCI/LCI



# CLASS 'A' - ON-DUTY FATALITIES



Slide does not show Government Civilian Fatalities: FY26 - 0

Slide does not show Permanent Total Disability (PTD) : FY26 - 0

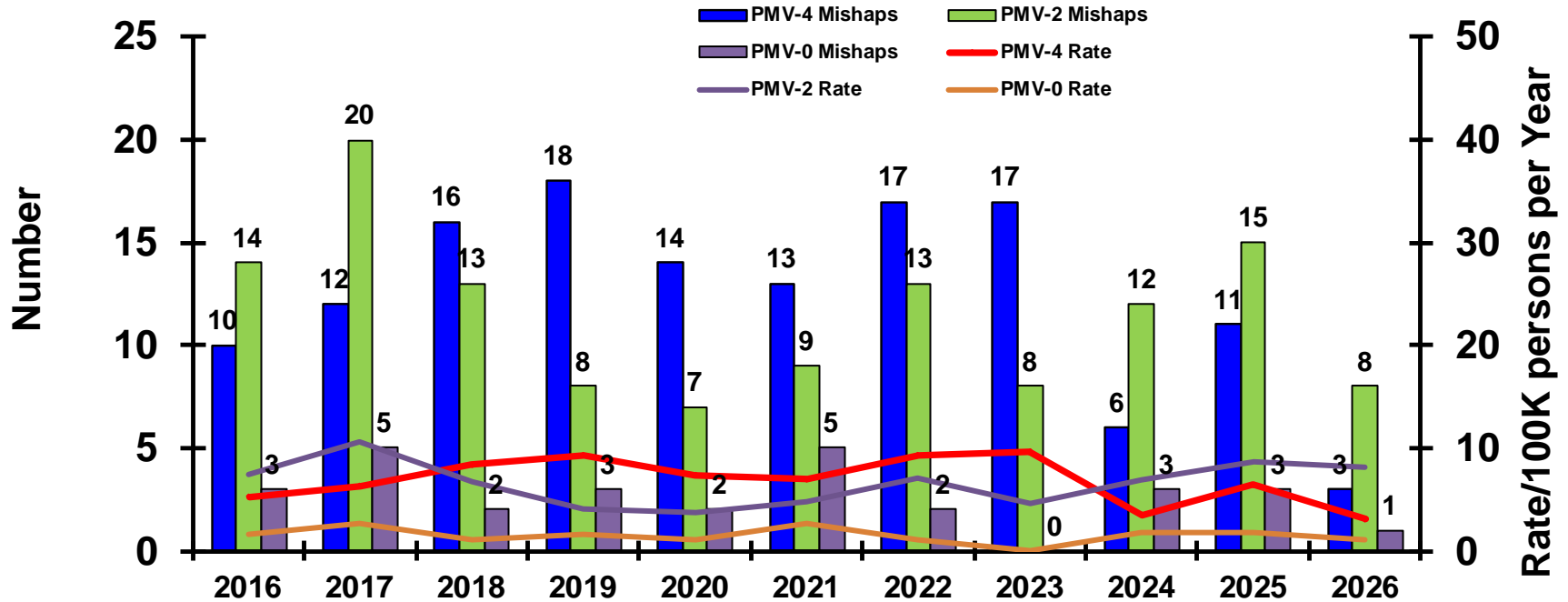
	<u>28-Apr-26</u>	<u>28-Apr-25</u>
<b>CLASS A FATALITIES/FATALITY RATE FY COMPARISON:</b>	4/4.05	5/5.06
<b>FY25 FATALITIES/FATALITY RATE:</b>	6/3.48	
<b>10-YEAR AVERAGE (FY16-FY25) FATALITIES/FATALITY RATE:</b>	12.90/6.99	

\*see last slide for definition of UCI/LCI



# CLASS 'A' - PRIVATE MOTOR VEHICLE (PMV) MISHAPS

(This slide is the summary slide for Slides 40-43. Slides 40-43 provide additional detailed information)



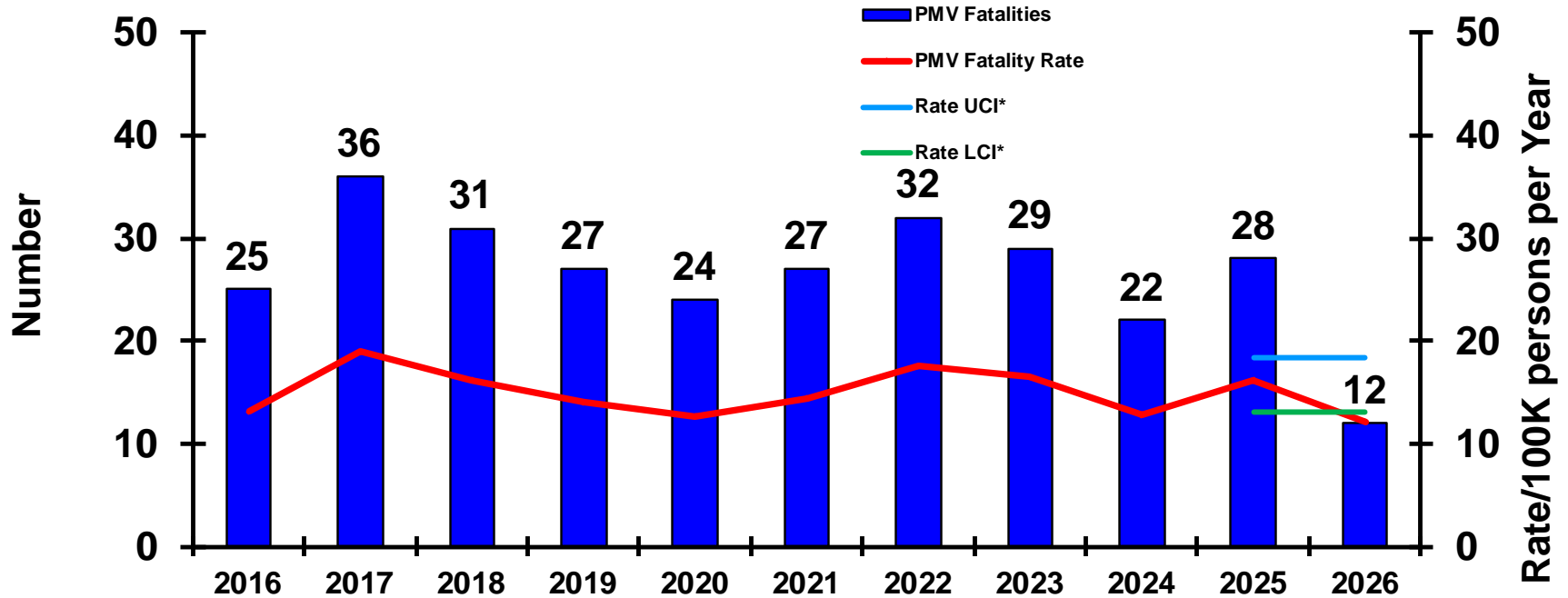
CLASS A MISHAPS/MISHAP RATE FY COMPARISON:	PMV-4		PMV-2		PMV-0	
	28-Apr-26	28-Apr-25	28-Apr-26	28-Apr-25	28-Apr-26	28-Apr-25
FY25 MISHAPS/MISHAP RATE:	11/6.37	7/7.08	15/8.69	9/9.11	3/1.74	2/2.02
10-YEAR AVERAGE (FY16-FY25) MISHAPS/MISHAP RATE:	13.40/7.26		11.90/6.45		2.80/1.52	

\*see last slide for definition of UCI/LCI



# CLASS 'A' - PRIVATE MOTOR VEHICLE (PMV) FATALITIES

(This slide is the summary slide for Slides 41-43. Slides 41-43 provide additional detailed information)

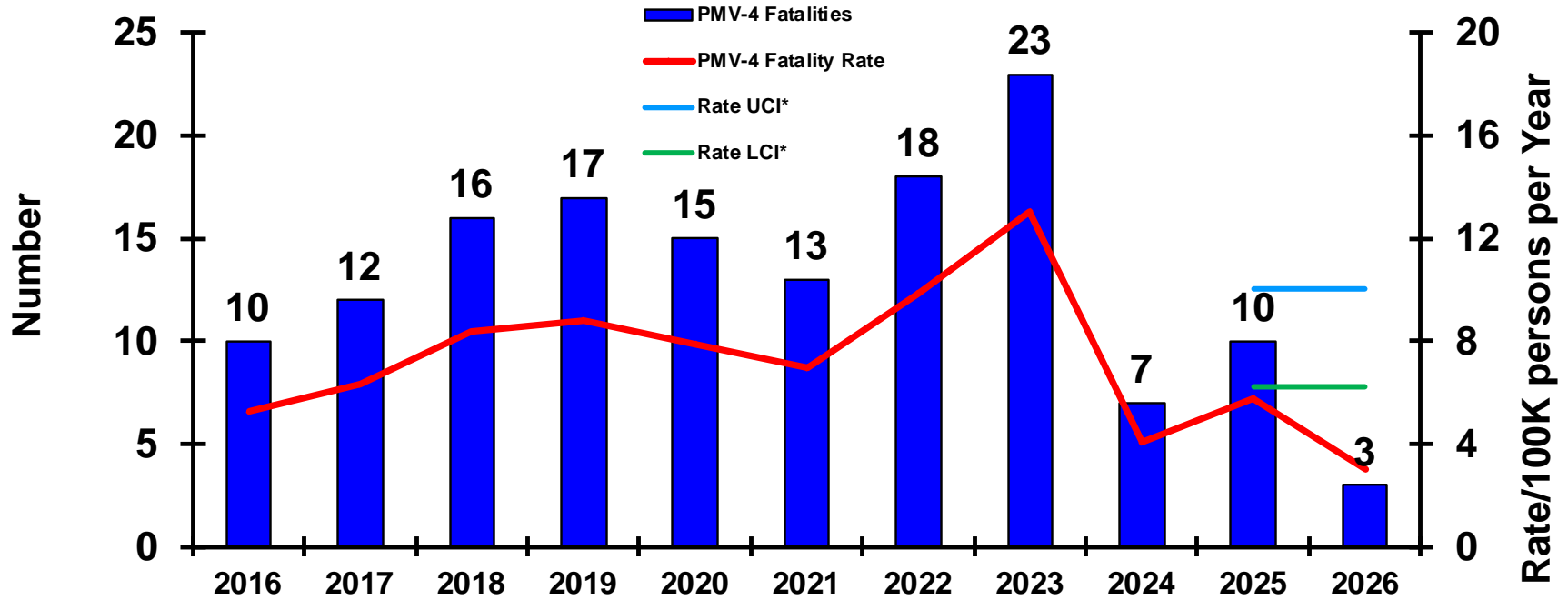


	<u>28-Apr-26</u>	<u>28-Apr-25</u>
<b>CLASS A FATALITIES/FATALITY RATE FY COMPARISON:</b>	12/12.14	17/17.20
<b>FY25 FATALITIES/FATALITY RATE:</b>	28/16.22	
<b>10-YEAR AVERAGE (FY16-FY25) FATALITIES/FATALITY RATE:</b>	28.10/15.23	

\*see last slide for definition of UCI/LCI



# CLASS 'A' - AUTOMOBILE (PMV-4) FATALITIES



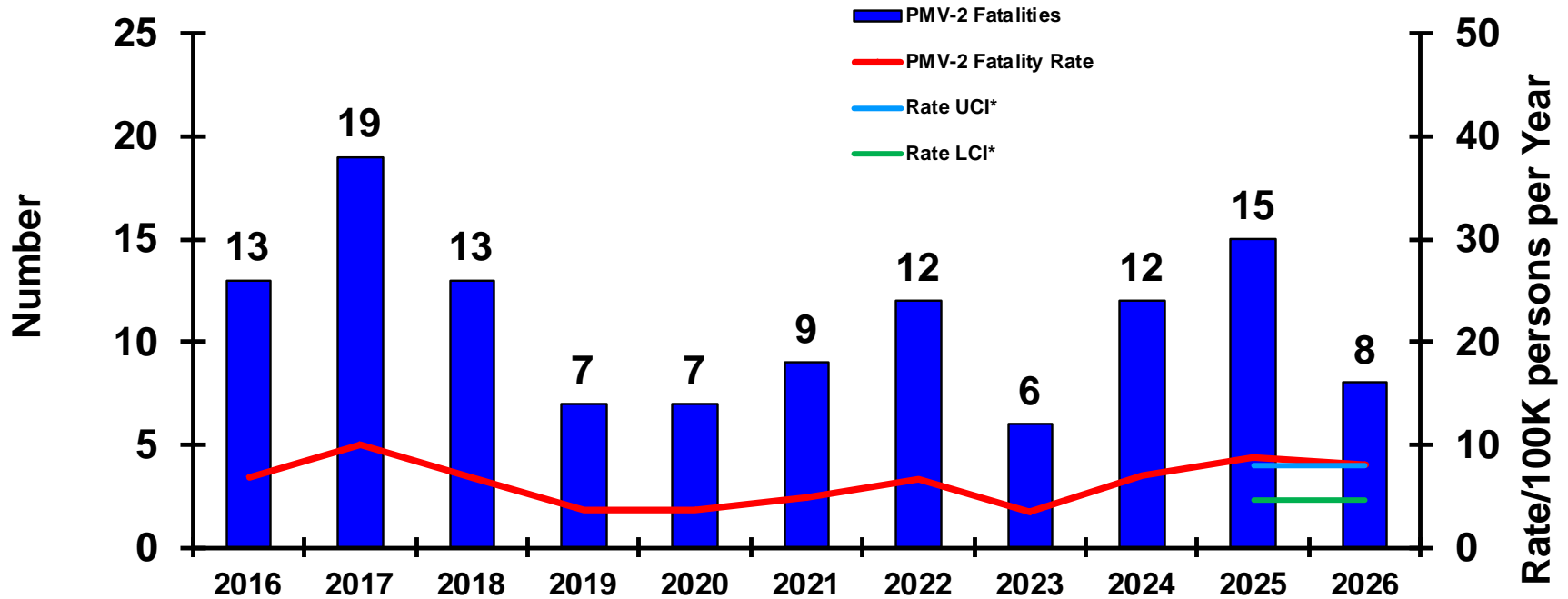
Slide does not show Permanent Total Disability (PTD) : FY26 - 0

	28-Apr-26	28-Apr-25
<b>CLASS A FATALITIES/FATALITY RATE FY COMPARISON:</b>	3/3.04	6/6.07
<b>FY25 FATALITIES/FATALITY RATE:</b>	10/5.79	
<b>10-YEAR AVERAGE (FY16-FY25) FATALITIES/FATALITY RATE:</b>	14.10/7.64	

\*see last slide for definition of UCI/LCI



# CLASS 'A' - MOTORCYCLE (PMV-2) FATALITIES

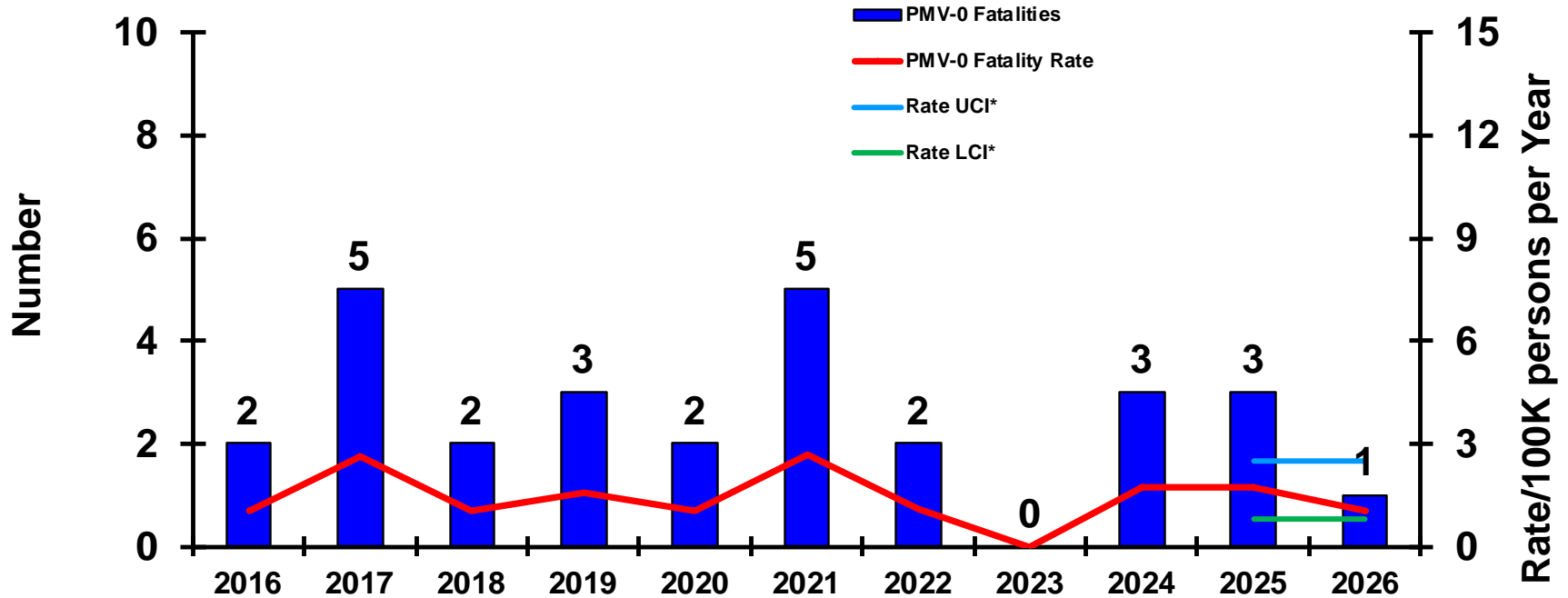


	<u>28-Apr-26</u>	<u>28-Apr-25</u>
<b>CLASS A FATALITIES/FATALITY RATE FY COMPARISON:</b>	8/8.09	9/9.11
<b>FY25 FATALITIES/FATALITY RATE:</b>	15/8.69	
<b>10-YEAR AVERAGE (FY16-FY25) FATALITIES/FATALITY RATE:</b>	11.30/6.13	

\*see last slide for definition of UCI/LCI



# CLASS 'A' - PEDESTRIAN (PMV-0) FATALITIES

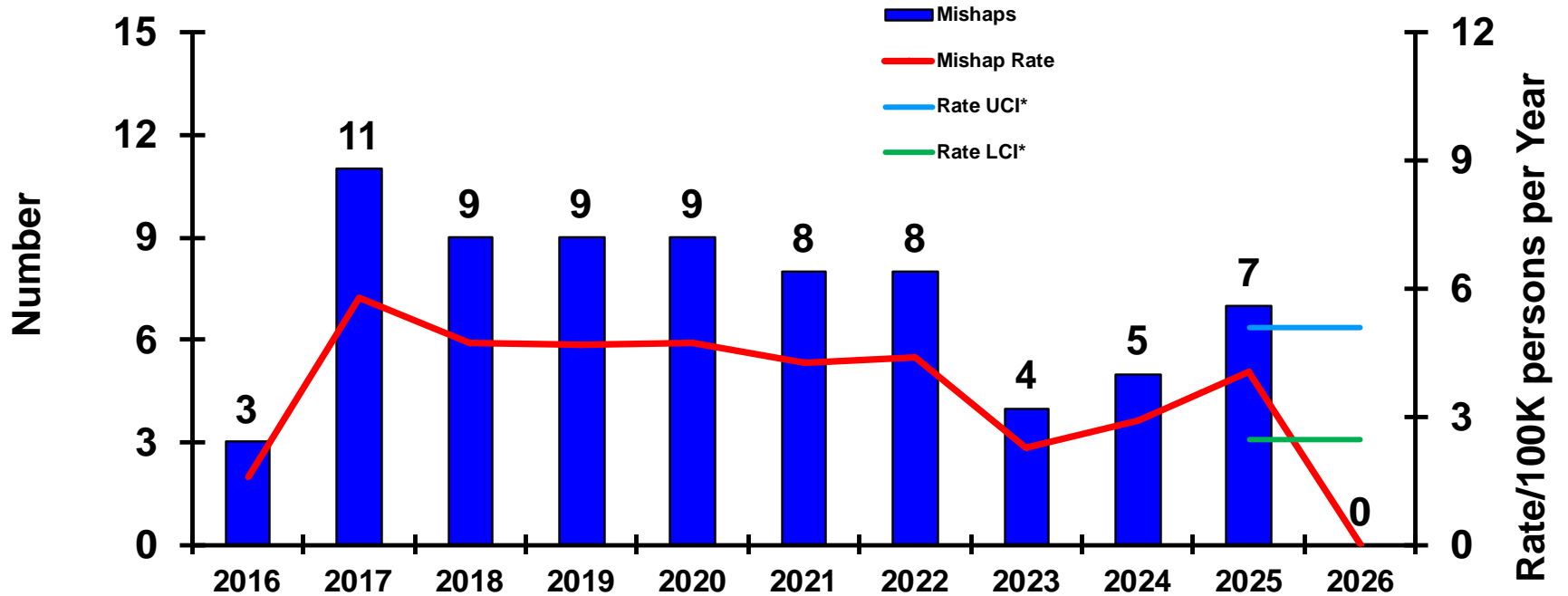


	<u>28-Apr-26</u>	<u>28-Apr-25</u>
<b>CLASS A FATALITIES/FATALITY RATE FY COMPARISON:</b>	1/1.01	2/2.02
<b>FY25 FATALITIES/FATALITY RATE:</b>	3/1.74	
<b>10-YEAR AVERAGE (FY16-FY25) FATALITIES/FATALITY RATE:</b>	2.70/1.46	

\*see last slide for definition of UCI/LCI



# CLASS 'A' - OFF-DUTY/REC MISHAPS

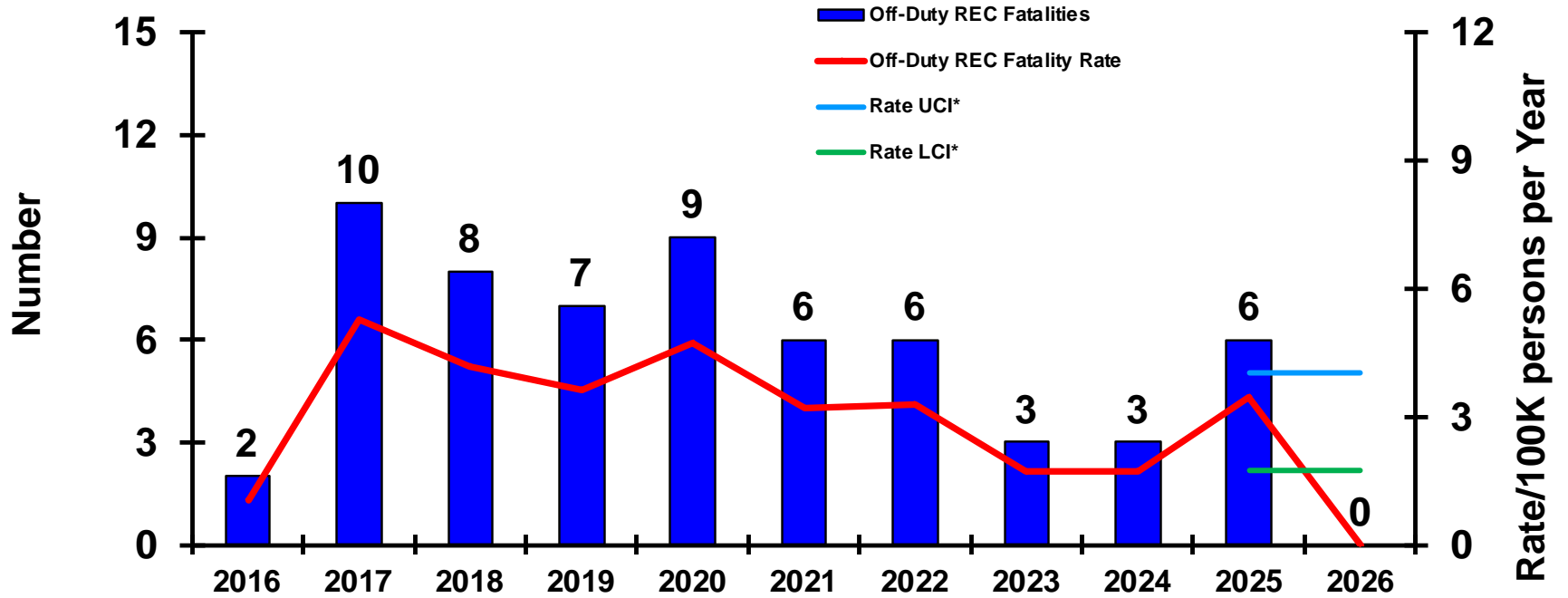


	<u>28-Apr-26</u>	<u>28-Apr-25</u>
<b>CLASS A MISHAPS/MISHAP RATE FY COMPARISON:</b>	0/0.00	3/3.04
<b>FY25 MISHAPS/MISHAP RATE:</b>	7/4.06	
<b>10-YEAR AVERAGE (FY16-FY25) MISHAPS/MISHAP RATE:</b>	7.30/3.96	

\*see last slide for definition of UCI/LCI



# CLASS 'A' - OFF-DUTY/REC FATALITIES



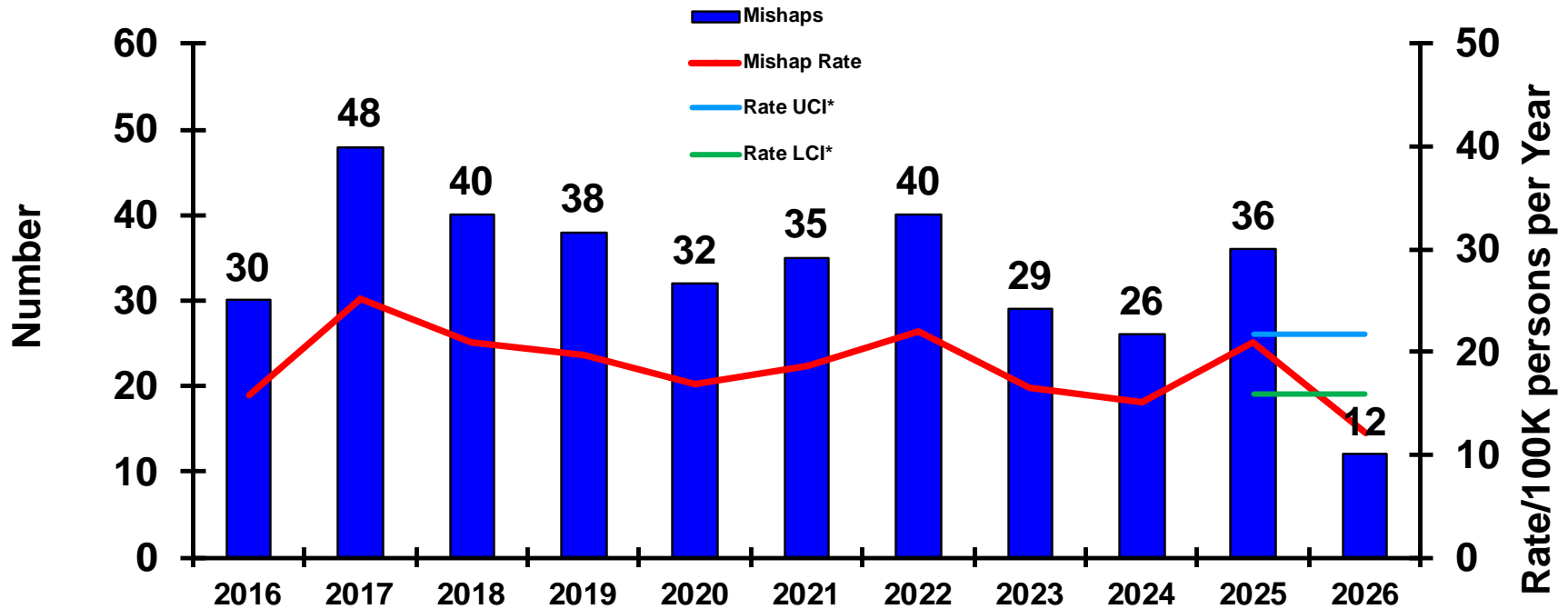
Slide does not show Permanent Total Disability (PTD) : FY26 - 0

	28-Apr-26	28-Apr-25
<b>CLASS A FATALITIES/FATALITY RATE FY COMPARISON:</b>	0/0.00	2/2.02
<b>FY25 FATALITIES/FATALITY RATE:</b>	6/3.48	
<b>10-YEAR AVERAGE (FY16-FY25) FATALITIES/FATALITY RATE:</b>	6.00/3.25	

\*see last slide for definition of UCI/LCI



# CLASS 'A' - OFF-DUTY MISHAPS

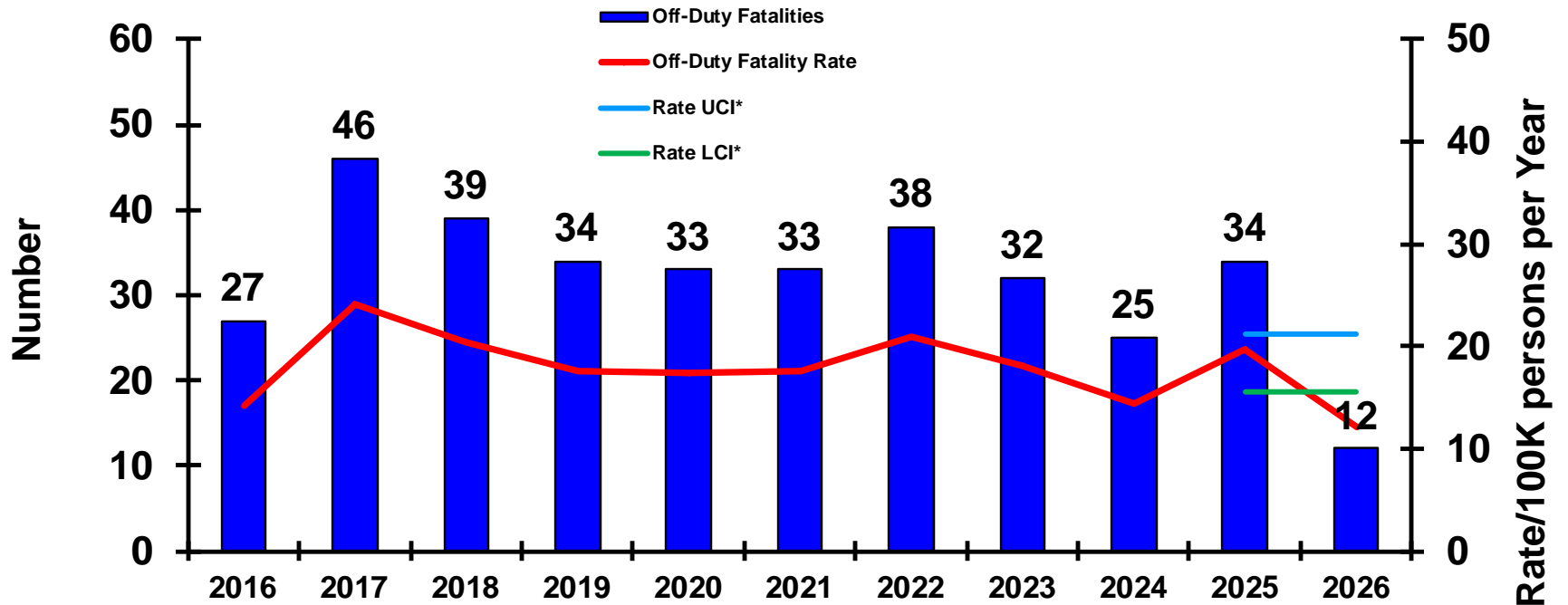


	<u>28-Apr-26</u>	<u>28-Apr-25</u>
<b>CLASS A MISHAPS/MISHAP RATE FY COMPARISON:</b>	12/12.14	21/21.25
<b>FY25 MISHAPS/MISHAP RATE:</b>	36/20.86	
<b>10-YEAR AVERAGE (FY16-FY25) MISHAPS/MISHAP RATE:</b>	35.40/19.19	

\*see last slide for definition of UCI/LCI



# CLASS 'A' - OFF-DUTY FATALITIES



Slide does not show Government Civilian Fatalities: FY26 - 0

Slide does not show Permanent Total Disability (PTD) : FY26 - 0

	<u>28-Apr-26</u>	<u>28-Apr-25</u>
<b>CLASS A FATALITIES/FATALITY RATE FY COMPARISON:</b>	12/12.14	19/19.23
<b>FY25 FATALITIES/FATALITY RATE:</b>	34/19.70	
<b>10-YEAR AVERAGE (FY16-FY25) FATALITIES/FATALITY RATE:</b>	34.10/18.49	

\*see last slide for definition of UCI/LCI



# **USN - SHORT NARRATIVES**

## **USN CLASS 'A' - AVIATION CLASS A MISHAPS (includes UAS/UAV, FRMs and AGMs not included in the Flight Slide) (10)**

- **CLASS 'A' FLIGHT MISHAPS (5)**
  - 27 Apr 2026 (Location Withheld – OPSEC) MQ-4C damaged during flight, landed safely, no injury to personnel.
  - 9 Apr 2026 (Location Withheld – OPSEC) MQ-4C crashed, no injury to personnel.
  - 25 Mar 2026 (Lemoore, CA) F/A-18F experienced engine fire on takeoff, landed safely. No injury to aircrew.
  - 23 Jan 2026 (NAS Fallon, NV) F-16D damaged during aborted takeoff, no injury to aircrew.
  - 26 Oct 2025 (Location Withheld – OPSEC) Multiple aircraft involved in at-sea mishap.
  
- **CLASS 'A' FLIGHT-RELATED MISHAPS (FREL) (0)**
  - NSTR
  
- **CLASS 'A' AGM MISHAPS (5)**
  - 19 Apr 2026 (Location Withheld – OPSEC) F/A-18F had engine fire on deck, no injury to aircrew nor maintenance personnel.
  - 18 Mar 2026 (Location Withheld - OPSEC) Parked P-8A damaged when foreign aircraft taxied into it, no injury to aircrew.
  - 19 Feb 2026 (NAS Lemoore, CA) F/A-18F sustained engine damage on deck during maintenance, no injury to personnel.
  - 21 Jan 2026 (NAS Corpus Christi, TX) T-6B ground mishap, no injury to aircrew.
  - 12 Dec 2025 (Location Withheld – OPSEC) MQ-4C: Aircraft damaged during maintenance, no injury to the crew.
  
- **CLASS 'A' MISHAP – UAV (0)**
  - NSTR



# **USN - SHORT NARRATIVES**

## **USN CLASS 'A' - AFLOAT MISHAPS (6)**

### **CLASS A SURFACE SHIP MISHAPS (4)**

- 13 Mar 2026 (Location Withheld – OPSEC) USS Ship experienced fire underway, minor injury to two personnel.
- 11 Feb 2026 (Location Withheld – OPSEC) USNS and USS Ship had collision at sea, minor damage to vessels and minor injury to two personnel.
- 7 Feb 2026 (Location Withheld – OPSEC) SVM fell overboard underway, presumed deceased.
- 5 Feb 2026 (Location Withheld – OPSEC) USS Ship sustained damage to equipment, no injury to crew.

### **CLASS A SUBMARINE MISHAPS (0)**

- NSTR

### **CLASS A DIVE/CNIC/NSW/NECC/OTHER MISHAPS (0)**

- NSTR

### **CLASS 'A' MSC AFLOAT MISHAPS (2)**

- 24 Nov 2025 (Location Withheld – OPSEC) USNS ship had underway mishap, damage to equipment, no injury to personnel.
- 19 Oct 2025 (Sasebo, Japan) CIVMAR sustained serious injury during fall resulting in permanent total disability.

## **USN CLASS 'A' - SHORE MISHAPS (1)**

### **CLASS A SHORE MISHAPS (1)**

- 22 Oct 2025 (Lake Pend Oreille, ID) Government Civilian mishap, died at scene.

### **CLASS 'A' PHYSICAL TRAINING MISHAPS (0)**

- NSTR



# **USN - SHORT NARRATIVES**

## **USN CLASS 'A' - ON-DUTY MOTOR VEHICLE MISHAPS (1)**

- CLASS 'A' TACTICAL VEHICLE MISHAPS (0)
  - NSTR
- CLASS 'A' COMMERCIAL VEHICLE MISHAPS (0)
- CLASS 'A' GOVERNMENT POV MISHAP (1)
  - 17 Oct 2025 (Jacksonville, FL) SVM involved in a motorcycle accident, died at hospital.

## **USN CLASS 'A' - PMV FATALITIES (18)**

- PMV-4 FATALITIES (7)
  - 12 Apr 2026 (La Mesa, CA) SVM involved in a motor vehicle accident, died at scene.
  - 18 Mar 2026 (Pomfret, CT) SVM involved in a motor vehicle accident, died at scene.
  - 15 Feb 2026 (Tacoma, WA) SVM involved in a motor vehicle accident, died at scene.
  - 8 Feb 2026 (Escondido, CA) SVM involved in motor vehicle mishap, succumbed to injuries on 9 Feb 2026.
  - 26 Jan 2026 (Waukegan, IL) SVM involved in a motor vehicle accident, died at scene.
  - 17 Jan 2026 (Camp Lemonnier, Djibouti) SVM involved in a motor vehicle accident, died at hospital.
  - 28 Dec 2025 (Santa Paula, CA) SVM involved in a motor vehicle accident, died at scene.
- PMV-2 FATALITIES (10)
  - 27 Mar 2026 (Chula Vista, CA) SVM involved in a motorcycle accident, died at scene.
  - 7 Mar 2026 (Norfolk, VA) SVM involved in a motorcycle accident, died at scene.
  - 3 Jan 2026 (Fountain Inn, SC) SVM involved in a motorcycle accident, died at scene.
  - 23 Dec 2025 (Jacksonville, FL) SVM involved in a motorcycle accident, died at scene.
  - 13 Dec 2025 (Norfolk, VA) SVM involved in a motorcycle accident, died at hospital.
  - 6 Nov 2025 (Honolulu, HI) SVM involved in a motorcycle accident, died at scene.
  - 25 Oct 2025 (Howard County, MD) SVM involved in a motorcycle accident, died at scene.
  - 25 Oct 2025 (Hanover County, MS) SVM involved in a motorcycle accident, died at hospital.
  - 7 Oct 2025 (New Braunfels, TX) SVM involved in a motorcycle accident, died at scene.
  - 1 Oct 2025 (Jacksonville, FL) SVM involved in a motorcycle accident, died at hospital.



# **USN - SHORT NARRATIVES**

## **USN CLASS 'A' - PMV FATALITIES (18) - Continued**

- **PMV-0 FATALITIES (1)**
  - 21 Jan 2026 (Oxnard, CA) SVM on bicycle hit by motor vehicle, died at hospital.

## **USN CLASS 'A' USN - OFF-DUTY/RECREATIONAL FATALITIES (8)**

- **OFF-DUTY/REC FATALITIES (8)**
  - 7 Apr 2026 (Orlando, FL) SVM died from possible over-consumption of alcohol.
  - 7 Mar 2026 (Monterrey, CA) SVM found unresponsive in room, died at hospital.
  - 14 Feb 2026 (Morgantown, WV) SVM injured during snowboarding accident, succumbed to injuries on 5 Mar 2026.
  - 1 Jan 2026 (Mount Dora, FL) SVM injured while skateboarding, died at scene.
  - 24 Nov 2025 (IVO Lake Pontchartrain, LA) SVM involved in a recreational aircraft mishap, declared deceased.
  - 22 Nov 2025 (Kehaha, HI) SVM died from an apparent drowning.
  - 3 Nov 2025 (Jacksonville, FL) SVM found unresponsive in room, died at scene.
  - 5 Oct 2025 (Newport News, VA) SVM fell in home, died enroute to the hospital.

## **USN CLASS 'A' – PERMANENT TOTAL DISABILITIES (4)**

- 15 Mar 2026 (Chula Vista, CA) SVM suffered life-threatening burns from residential house fire.
- 15 Feb 2026 (IVO Albany, NY) SVM involved in a skiing accident, resulting in permanent total disability.
- 19 Jan 2026 (Guam) SVM involved in a motorcycle accident, resulting in permanent total disability.
- 19 Oct 2025 (Sasebo, Japan) CIVMAR sustained serious injury during fall resulting in permanent total disability.



# **USMC - SHORT NARRATIVES**

## **USMC CLASS 'A' AVIATION MISHAPS (includes UAS/UAV, FRMs and AGMs not included in the Flight Slide) (5)**

- **CLASS A FLIGHT MISHAPS (4)**
  - 20 Mar 2026 (Location Withheld – OPSEC) AV-8B experienced mishap during aborted takeoff. No injury to aircrew.
  - 3 Feb 2026 (IVO Wheeler Army Airfield, HI) MV-22B engine failure in flight, aircraft landed safely, no injury to aircrew.
  - 18 Dec 2025 (Fort Leonard Wood, MO) UC-35D experienced hard landing, no injury to aircrew.
  - 6 Oct 2025 (MCAS Yuma, AZ) AH-1Z crashed during training mission, one pilot fatality and one pilot sustained serious injury.
- **CLASS 'A' FLIGHT-RELATED MISHAPS (FREL) (0)**
  - NSTR
- **CLASS 'A' AGM MISHAPS (1)**
  - 23 Mar 2026 (MCAS Iwakuni, Japan) F-35B engine damage discovered during maintenance. No injuries reported.
- **CLASS 'A' MISHAP – UAV (0)**
  - NSTR

## **USMC CLASS 'A' GROUND MISHAPS (2)**

- **CLASS A GROUND MISHAPS (1)**
  - 30 Jan 2026 (Bridgeport, CA) SVM suffered medical emergency during training evolution, died at scene.
- **CLASS A PHYSICAL TRAINING MISHAPS (1)**
  - 5 Dec 2025 (Kailua, HI) SVM collapsed during command PT, succumbed to injuries at hospital.



# **USMC - SHORT NARRATIVES**

## **USMC CLASS 'A' ON-DUTY MOTOR VEHICLE MISHAPS (1)**

- **CLASS 'A' TACTICAL VEHICLE MISHAPS (1)**
  - 3 Dec 2025 (MCB Camp Pendleton, CA) SVM involved in a training mishap, died at scene.
- **CLASS 'A' COMMERCIAL VEHICLE MISHAPS (0)**
  - NSTR

## **USMC CLASS 'A' PMV FATALITIES (12)**

- **PMV-4 FATALITIES (3)**
  - 20 Jan 2026 (Burgaw, NC) SVM involved in a motor vehicle accident, died at scene.
  - 12 Dec 2025 (Panorama City, CA) SVM involved in a motor vehicle accident, died at scene.
  - 10 Dec 2025 (Duplin, NC) SVM involved in a motor vehicle accident, died at scene.
- **PMV-2 FATALITIES (8)**
  - 25 Apr 2026 (Okinawa, Japan) SVM involved in a motorcycle accident, died at hospital.
  - 25 Apr 2026 (Benson, NC) SVM involved in a motorcycle accident, died at scene.
  - 17 Apr 2026 (Jacksonville, FL) SVM involved in a motorcycle accident, died at scene.
  - 19 Mar 2026 (La Jolla, CA) SVM involved in a motorcycle accident, died at hospital.
  - 7 Feb 2026 (Fallbrook, CA) SVM involved in a motorcycle accident, died at hospital.
  - 9 Dec 2025 (Lacey, WA) SVM involved in a motorcycle accident, died at scene.
  - 28 Oct 2025 (Irvine, CA) SVM involved in a motorcycle accident, died at scene.
  - 5 Oct 2025 (San Clemente, CA) SVM involved in a motorcycle accident, died at scene.
- **PMV-0 FATALITIES (1)**
  - 18 Apr 2026 (Hampton, VA) SVM involved in a motor vehicle accident, exited vehicle, hit by another vehicle, died at scene.



# **USMC - SHORT NARRATIVES**

## **USMC CLASS 'A' OFF-DUTY/RECREATIONAL FATALITIES (0)**

### **OFF-DUTY/REC FATALITIES (0)**

- NSTR

## **USMC CLASS 'A' – PERMANENT TOTAL DISABILITIES (0)**

- NSTR



# *Mishap Confidence Interval*



- UCI = Upper Confidence Interval    LCI = Lower Confidence Interval
- Rate values above the UCI or below the LCI infer a statistically significant change is probable. This is only an indicator. Significance cannot be determined until end-of-year.
- Values between the UCI and LCI infer that nothing significant has occurred to increase or decrease mishap rate.

(Confidence Interval is based on: Poisson Rate related to a Chi Squared Distribution and calculated using FY16-20 data except for the Lost Work Days and Lost Time Case slides which were based on a normal distribution).