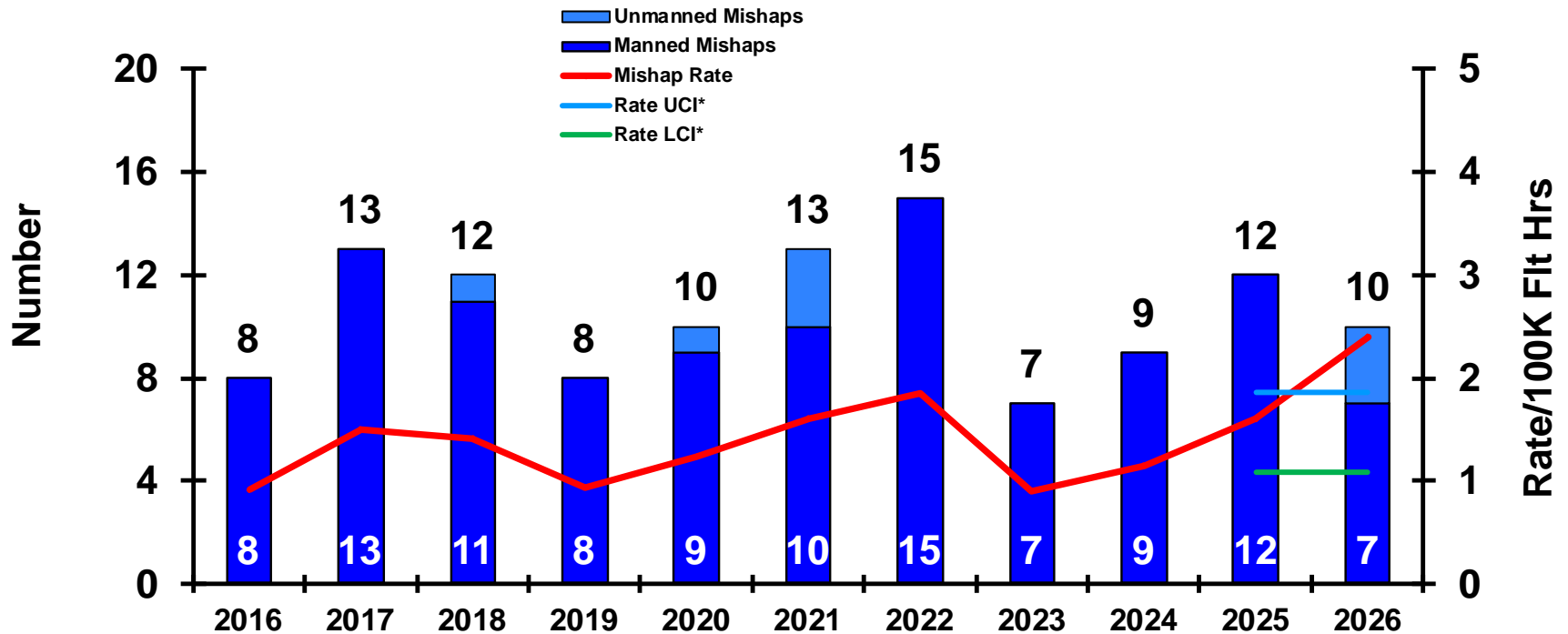




CLASS 'A' - AVIATION MISHAPS

(This slide is the summary slide for Slides 2-4. Slides 2-4 provide additional detailed information)



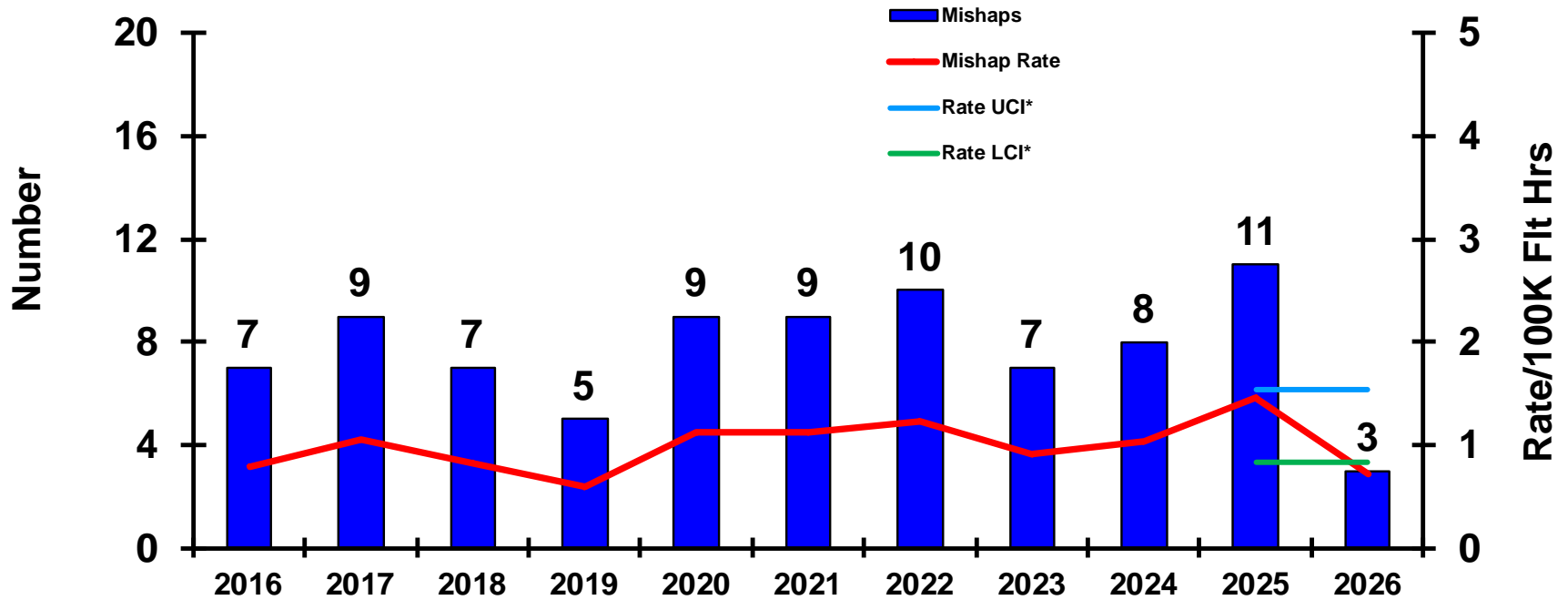
| | <u>5-May-26</u> | <u>5-May-25</u> |
|---|-----------------|-----------------|
| CLASS A MISHAPS/MISHAP RATE FY COMPARISON: | 10/2.40 | 7/1.58 |
| FY25 MISHAPS/MISHAP RATE: | 12/1.60 | |
| 10-YEAR AVERAGE (FY16-FY25) MISHAPS/MISHAP RATE: | 10.70/1.31 | |

*see last slide for definition of UCI/LCI



CLASS 'A' - FLIGHT MISHAPS

Manned Aircraft Only

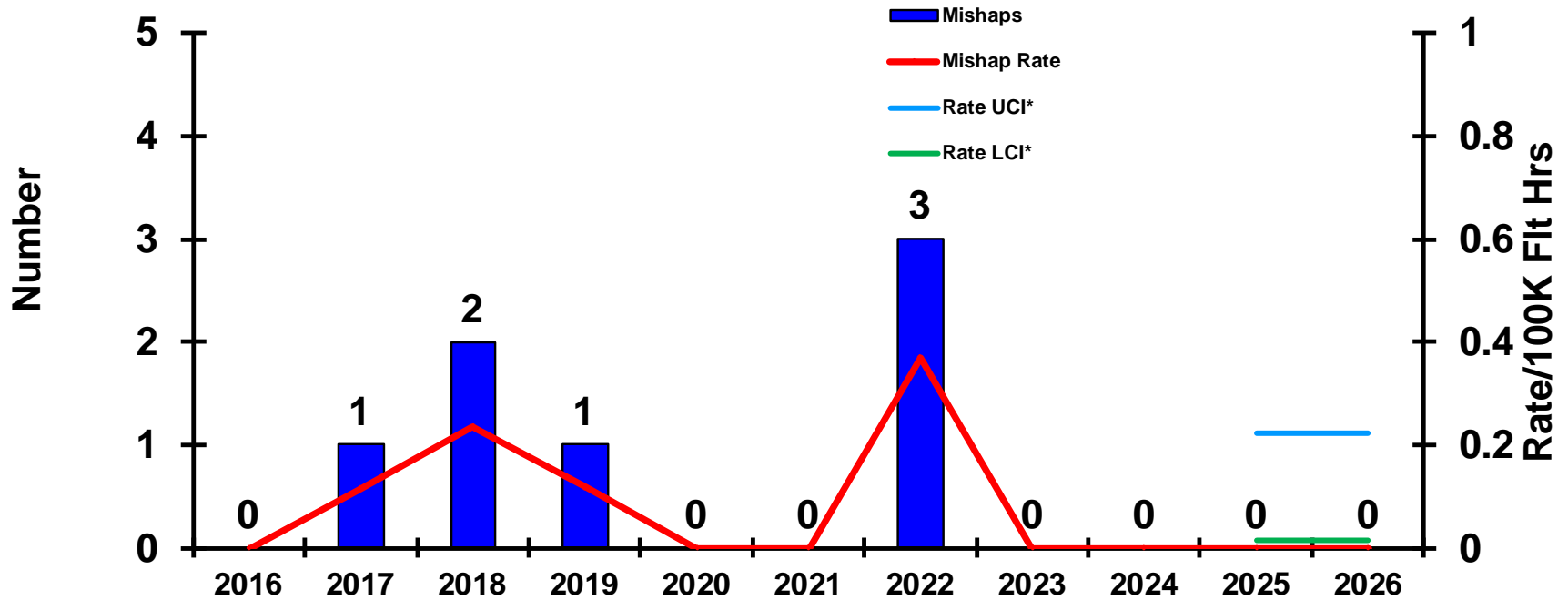


| | <u>5-May-26</u> | <u>5-May-25</u> |
|---|-----------------|-----------------|
| CLASS A MISHAPS/MISHAP RATE FY COMPARISON: | 3/0.72 | 6/1.35 |
| FY25 MISHAPS/MISHAP RATE: | 11/1.46 | |
| 10-YEAR AVERAGE (FY16-FY25) MISHAPS/MISHAP RATE: | 8.20/1.00 | |

*see last slide for definition of UCI/LCI



CLASS 'A' - FLIGHT-RELATED (FREL) MISHAPS *Manned Aircraft Only*



| | <u>5-May-26</u> | <u>5-May-25</u> |
|---|-----------------|-----------------|
| CLASS A MISHAPS/MISHAP RATE FY COMPARISON: | 0/0.00 | 0/0.00 |
| FY25 MISHAPS/MISHAP RATE: | 0/0.00 | |
| 10-YEAR AVERAGE (FY16-FY25) MISHAPS/MISHAP RATE: | 0.70/0.09 | |

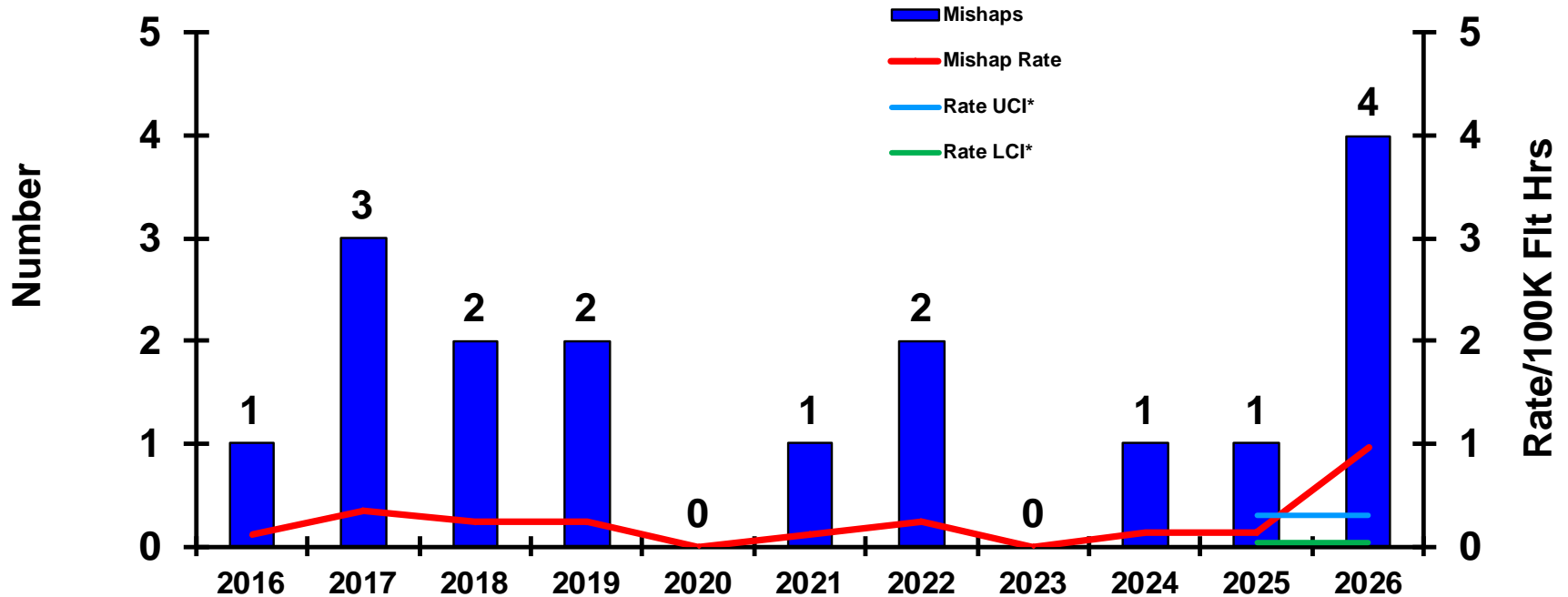
*see last slide for definition of UCI/LCI



CLASS 'A' - AVIATION GROUND MISHAPS

(AGM)

Manned Aircraft Only



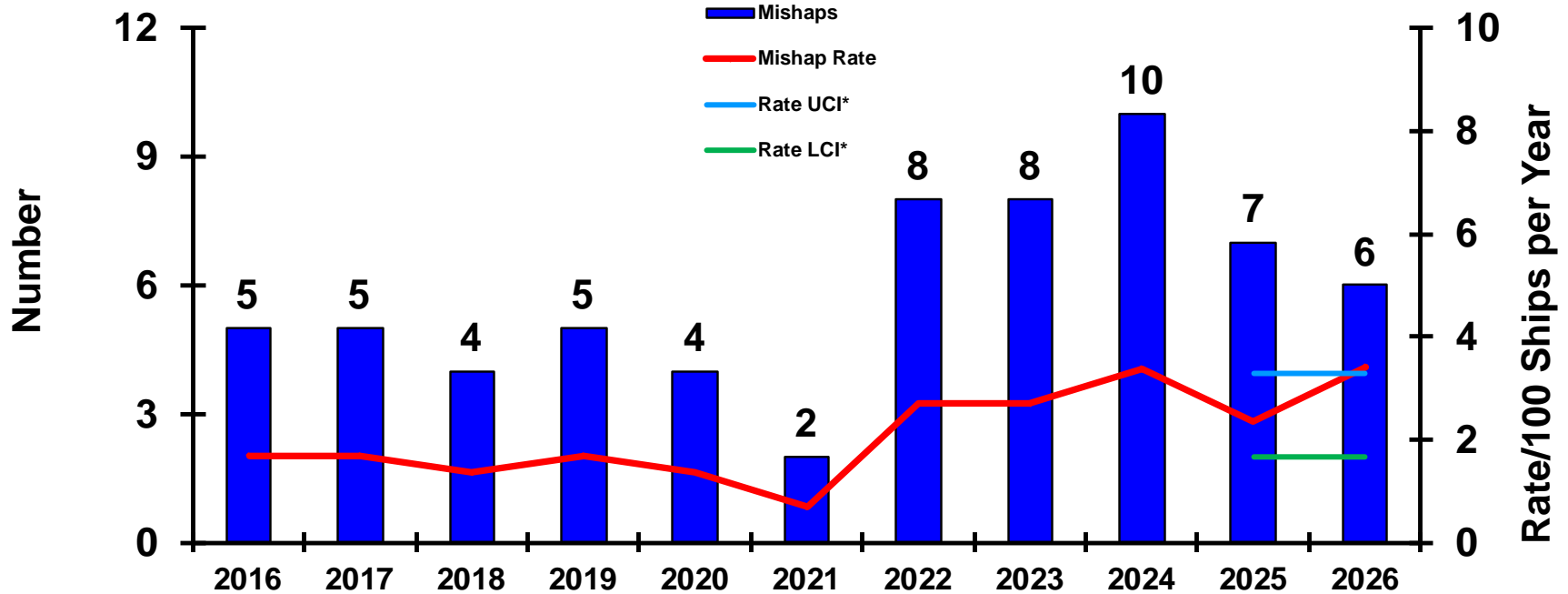
| | <u>5-May-26</u> | <u>5-May-25</u> |
|---|-----------------|-----------------|
| CLASS A MISHAPS/MISHAP RATE FY COMPARISON: | 4/0.96 | 1/0.23 |
| FY25 MISHAPS/MISHAP RATE: | 1/0.13 | |
| 10-YEAR AVERAGE (FY16-FY25) MISHAPS/MISHAP RATE: | 1.30/0.16 | |

*see last slide for definition of UCI/LCI



CLASS 'A' - AFLOAT MISHAPS

(This slide is the summary slide for Slides 6-9. Slides 6-9 provide additional detailed information)

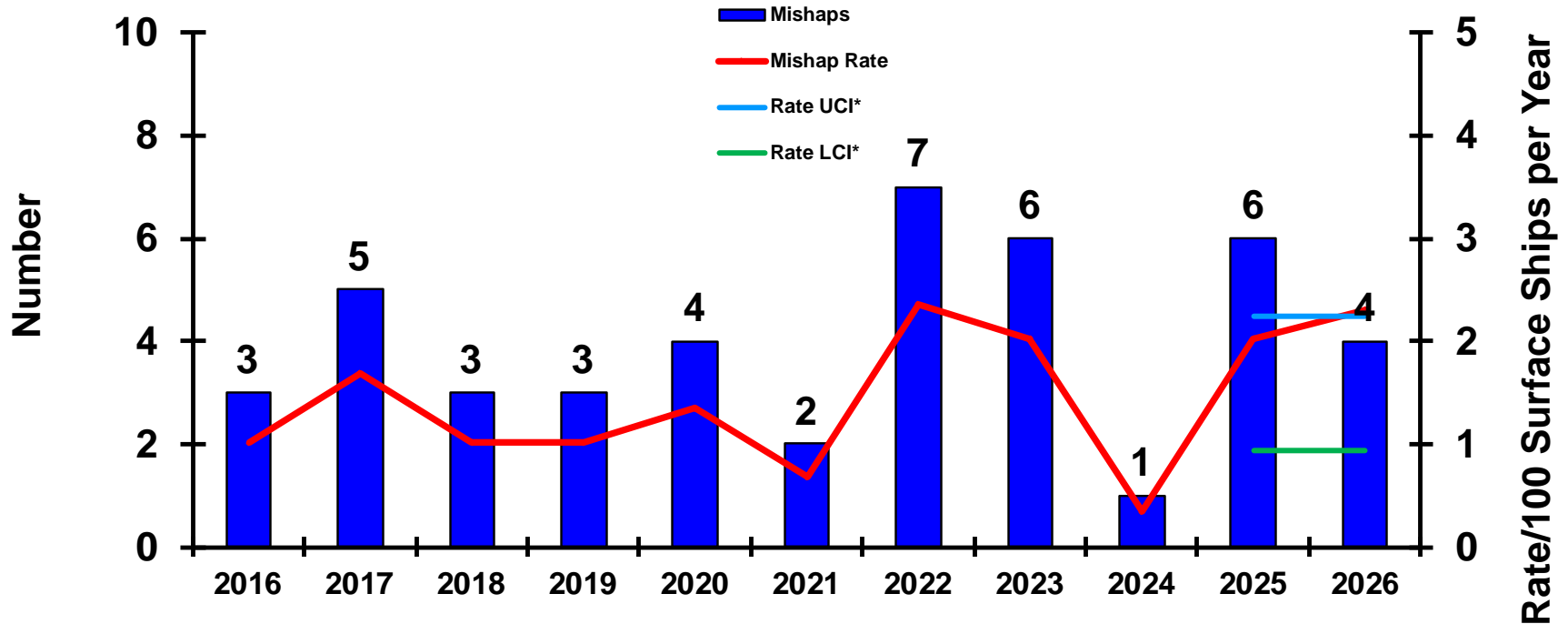


| | <u>5-May-26</u> | <u>5-May-25</u> |
|---|-----------------|-----------------|
| CLASS A MISHAPS/MISHAP RATE FY COMPARISON: | 6/3.43 | 3/1.71 |
| FY25 MISHAPS/MISHAP RATE: | 7/2.36 | |
| 10-YEAR AVERAGE (FY16-FY25) MISHAPS/MISHAP RATE: | 5.80/1.96 | |

*see last slide for definition of UCI/LCI



CLASS 'A' - SURFACE SHIP MISHAPS

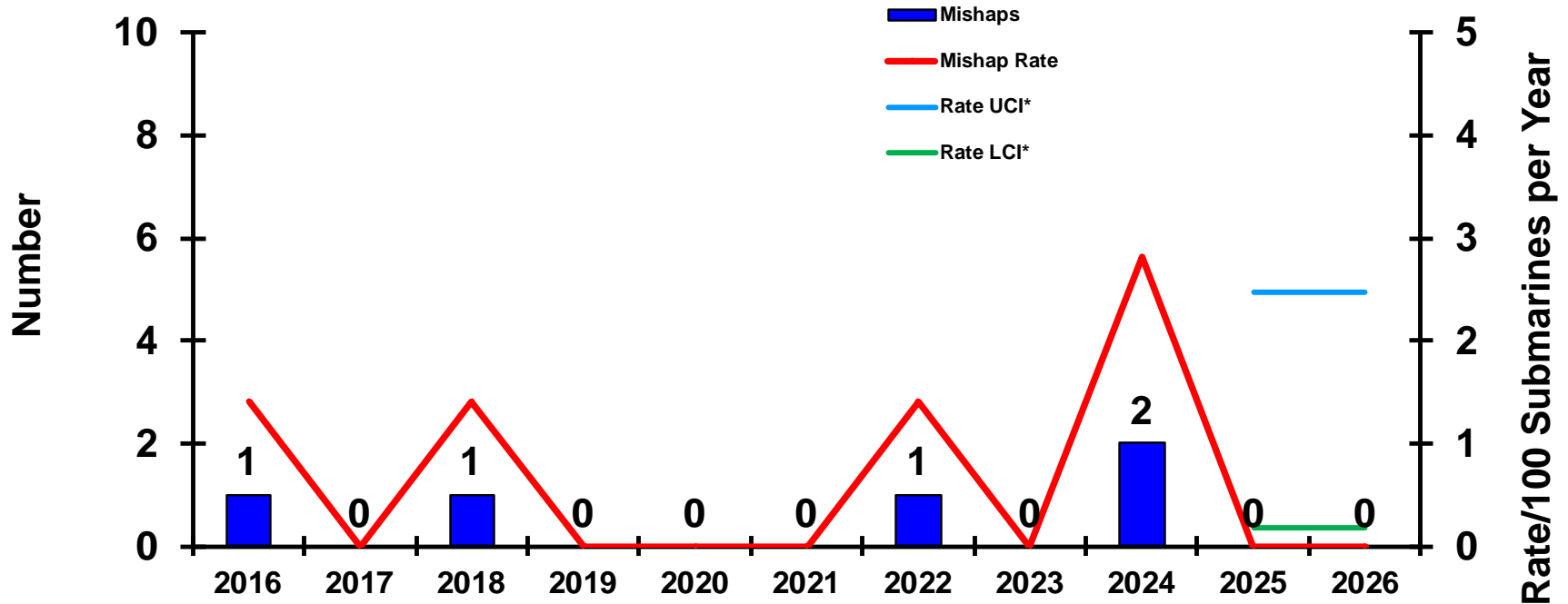


| | <u>5-May-26</u> | <u>5-May-25</u> |
|---|-----------------|-----------------|
| CLASS A MISHAPS/MISHAP RATE FY COMPARISON: | 4/2.31 | 2/1.14 |
| FY25 MISHAPS/MISHAP RATE: | 6/2.03 | |
| 10-YEAR AVERAGE (FY16-FY25) MISHAPS/MISHAP RATE: | 4.00/1.35 | |

*see last slide for definition of UCI/LCI



CLASS 'A' - SUBMARINE MISHAPS

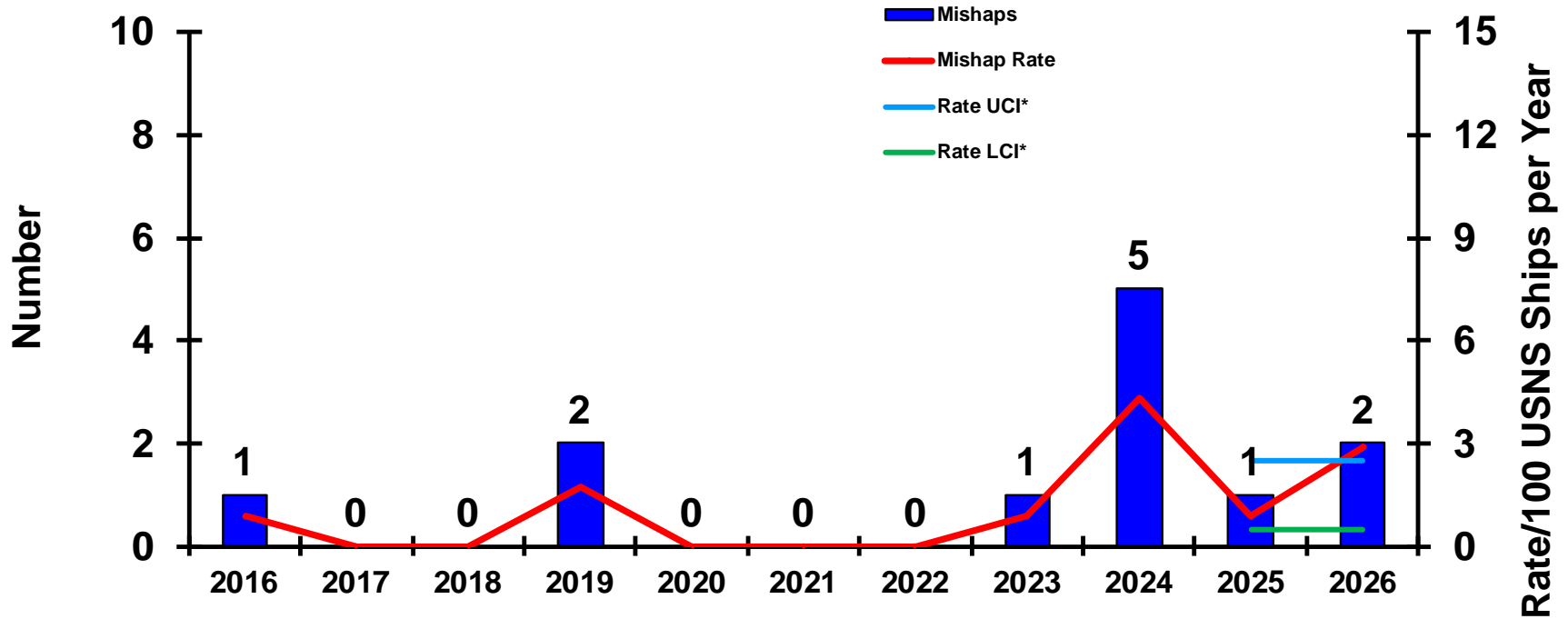


| | <u>5-May-26</u> | <u>5-May-25</u> |
|---|-----------------|-----------------|
| CLASS A MISHAPS/MISHAP RATE FY COMPARISON: | 0/0.00 | 0/0.00 |
| FY25 MISHAPS/MISHAP RATE: | 0/0.00 | |
| 10-YEAR AVERAGE (FY16-FY25) MISHAPS/MISHAP RATE: | 0.50/0.70 | |

*see last slide for definition of UCI/LCI



CLASS 'A' - MILITARY SEALIFT COMMAND (MSC) AFLOAT MISHAPS

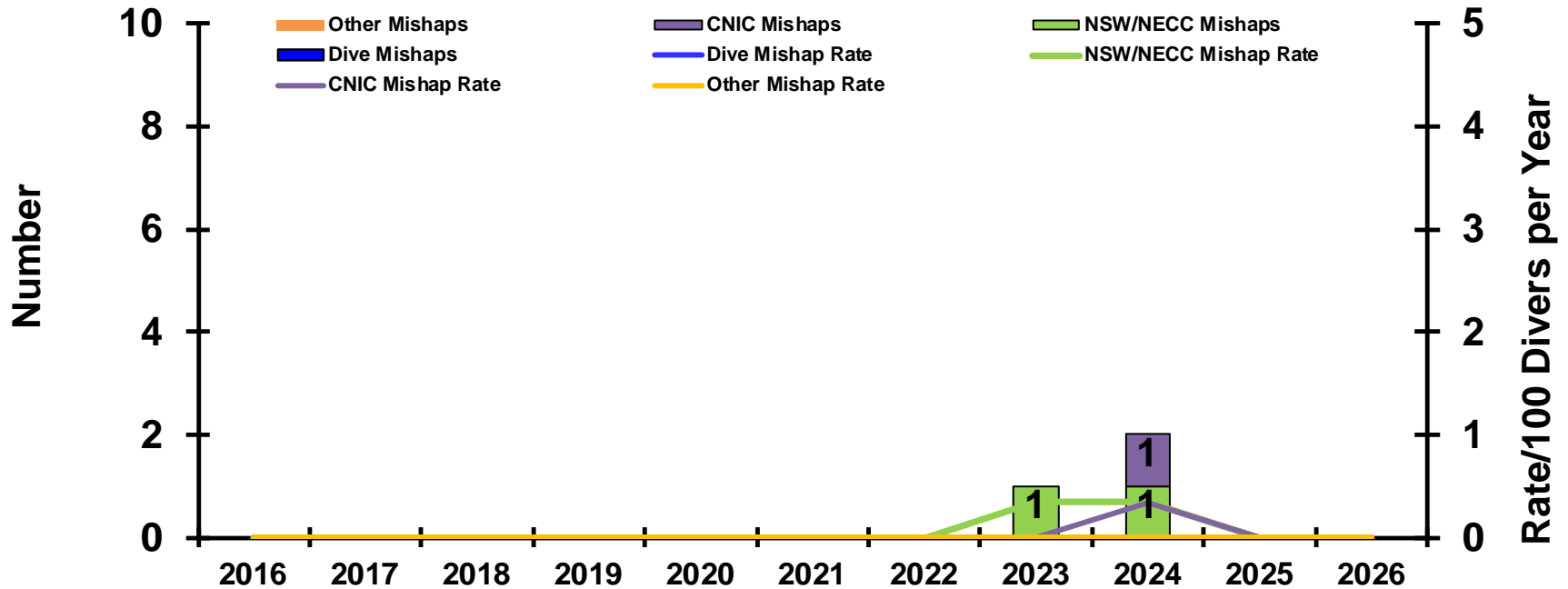


| | <u>5-May-26</u> | <u>5-May-25</u> |
|---|-----------------|-----------------|
| CLASS A MISHAPS/MISHAP RATE FY COMPARISON: | 2/2.91 | 1/1.46 |
| FY25 MISHAPS/MISHAP RATE: | 1/0.86 | |
| 10-YEAR AVERAGE (FY16-FY25) MISHAPS/MISHAP RATE: | 1.00/0.86 | |

*see last slide for definition of UCI/LCI



CLASS 'A' – DIVE/CNIC/NSW/NECC/OTHER MISHAPS



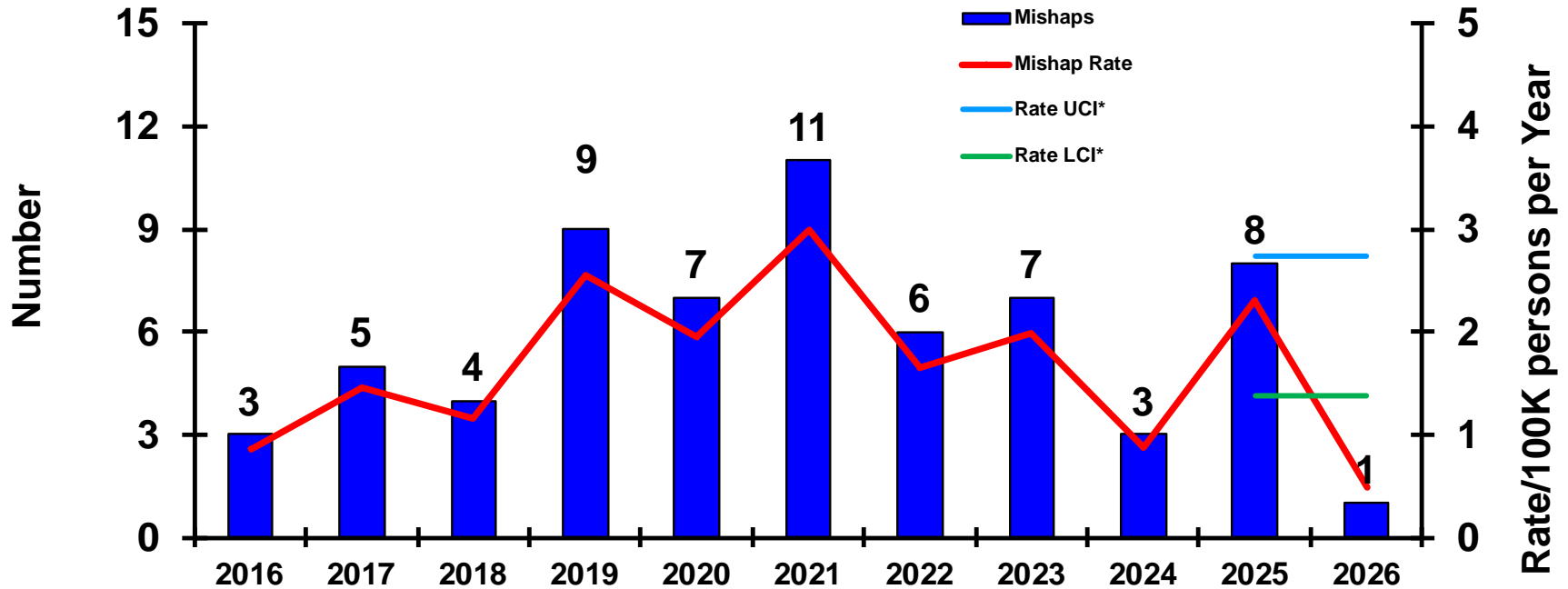
| | Dive | | NSW/NECC | | CNIC | | Other | |
|----------------------------------|-----------|----------|-----------|----------|-----------|----------|-----------|----------|
| | 5-May-26 | 5-May-25 | 5-May-26 | 5-May-25 | 5-May-26 | 5-May-25 | 5-May-26 | 5-May-25 |
| CLASS A COMPARISON: | 0/0.00 | 0/0.00 | 0/0.00 | 0/0.00 | 0/0.00 | 0/0.00 | 0/0.00 | 0/0.00 |
| FY25 MISHAPS/MISHAP RATE: | 0/0.00 | | 0/0.00 | | 0/0.00 | | 0/0.00 | |
| 10-YEAR AVERAGE | 0.00/0.00 | | 0.20/0.07 | | 0.10/0.03 | | 0.00/0.00 | |

*see last slide for definition of UCI/LCI



CLASS 'A' - SHORE ON-DUTY MISHAPS

(This slide is the summary slide for Slides 11-14. Slides 11-14 provide additional detailed information)

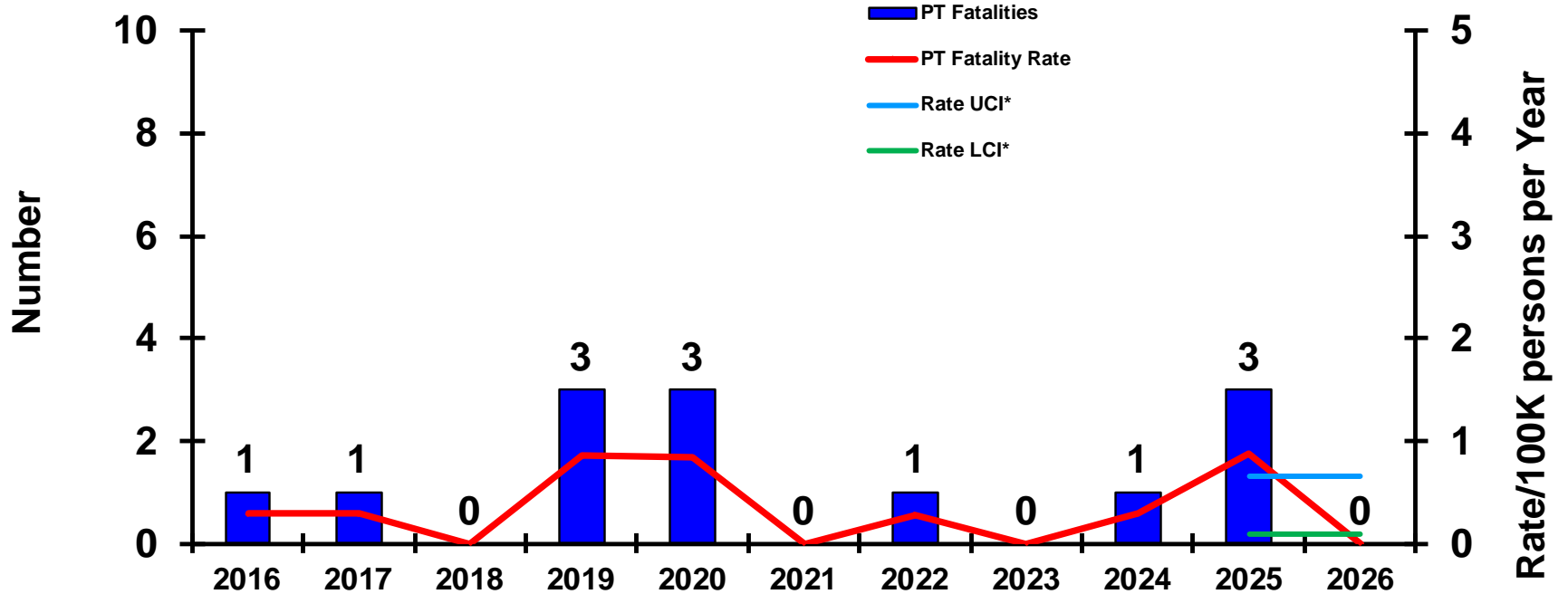


| | 5-May-26 | 5-May-25 |
|---|-----------|----------|
| CLASS A MISHAPS/MISHAP RATE FY COMPARISON: | 1/0.49 | 2/0.98 |
| FY25 MISHAPS/MISHAP RATE: | 8/2.31 | |
| 10-YEAR AVERAGE (FY16-FY25) MISHAPS/MISHAP RATE: | 6.30/1.79 | |

*see last slide for definition of UCI/LCI



CLASS 'A' - PHYSICAL TRAINING FATALITIES

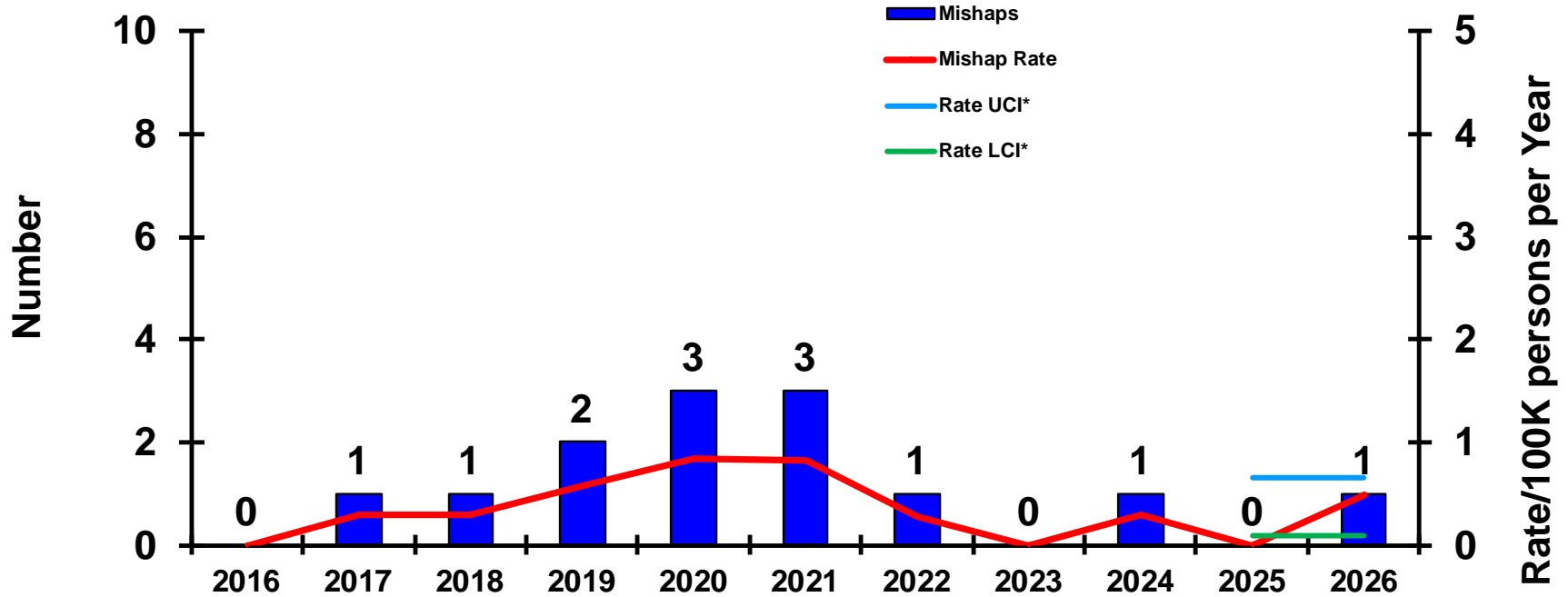


| | <u>5-May-26</u> | <u>5-May-25</u> |
|--|-----------------|-----------------|
| CLASS A FATALITIES/FATALITY RATE FY COMPARISON: | 0/0.00 | 0/0.00 |
| FY25 FATALITIES/FATALITY RATE: | 3/0.87 | |
| 10-YEAR AVERAGE (FY16-FY25) FATALITIES/FATALITY RATE: | 1.30/0.37 | |

*see last slide for definition of UCI/LCI



CLASS 'A' - ON-DUTY MOTOR VEHICLE (MV) MISHAPS

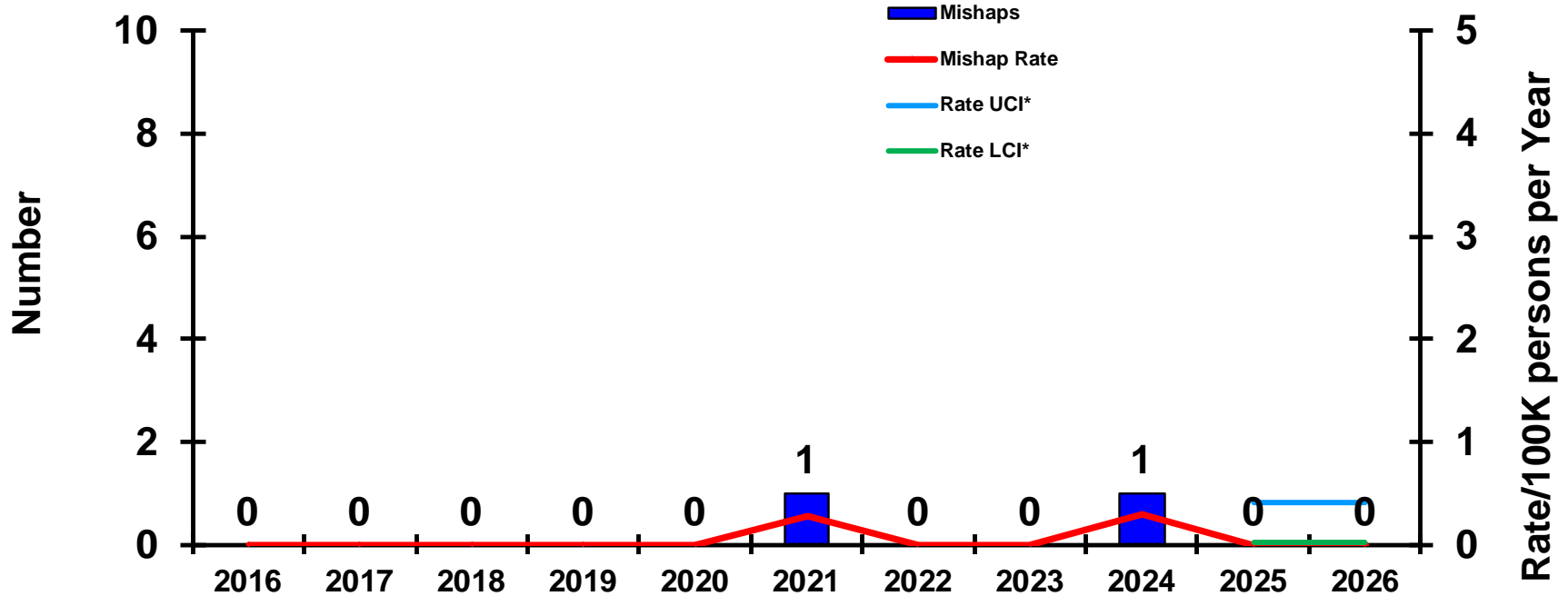


| | <u>5-May-26</u> | <u>5-May-25</u> |
|---|-----------------|-----------------|
| CLASS A MISHAPS/MISHAP RATE FY COMPARISON: | 1/0.49 | 0/0.00 |
| FY25 MISHAPS/MISHAP RATE: | 0/0.00 | |
| 10-YEAR AVERAGE (FY16-FY25) MISHAPS/MISHAP RATE: | 1.20/0.34 | |

*see last slide for definition of UCI/LCI



CLASS 'A' - TACTICAL VEHICLE (TACVEH) MISHAPS

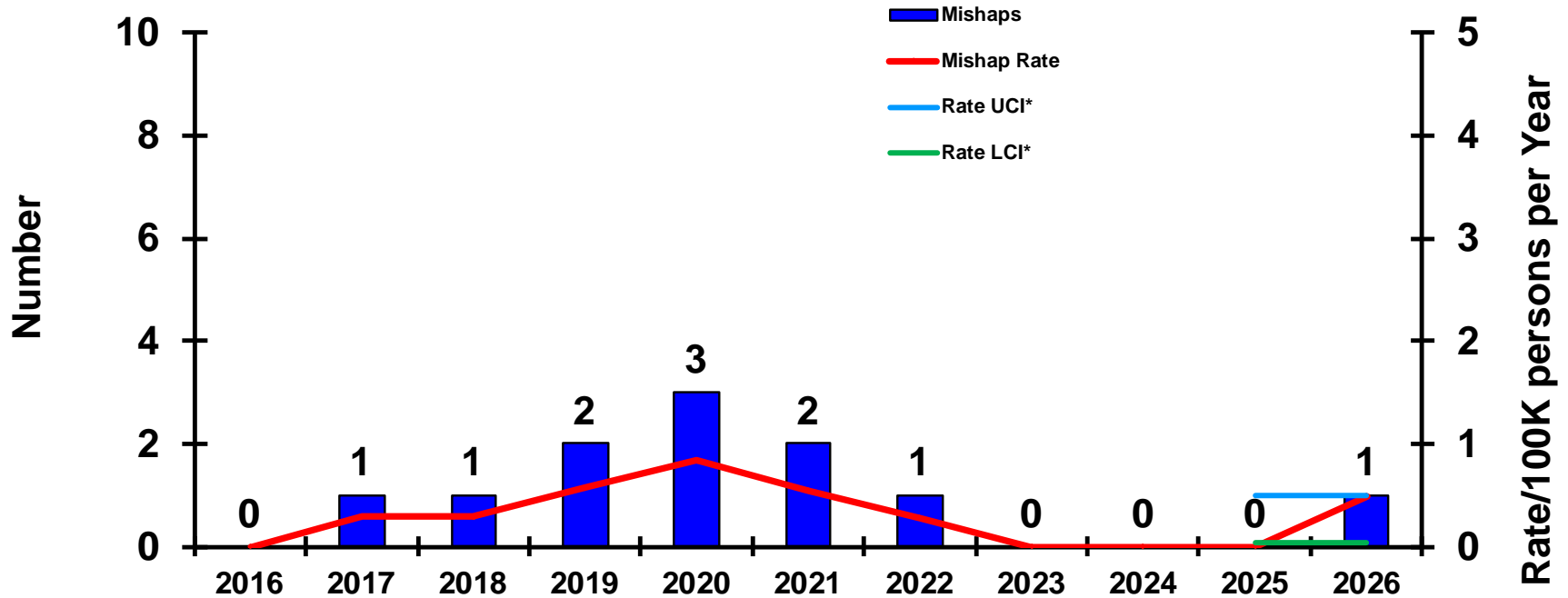


| | <u>5-May-26</u> | <u>5-May-25</u> |
|---|-----------------|-----------------|
| CLASS A MISHAPS/MISHAP RATE FY COMPARISON: | 0/0.00 | 0/0.00 |
| FY25 MISHAPS/MISHAP RATE: | 0/0.00 | |
| 10-YEAR AVERAGE (FY16-FY25) MISHAPS/MISHAP RATE: | 0.20/0.06 | |

*see last slide for definition of UCI/LCI



CLASS 'A' - COMMERCIAL VEHICLE (COMMVEH) MISHAPS

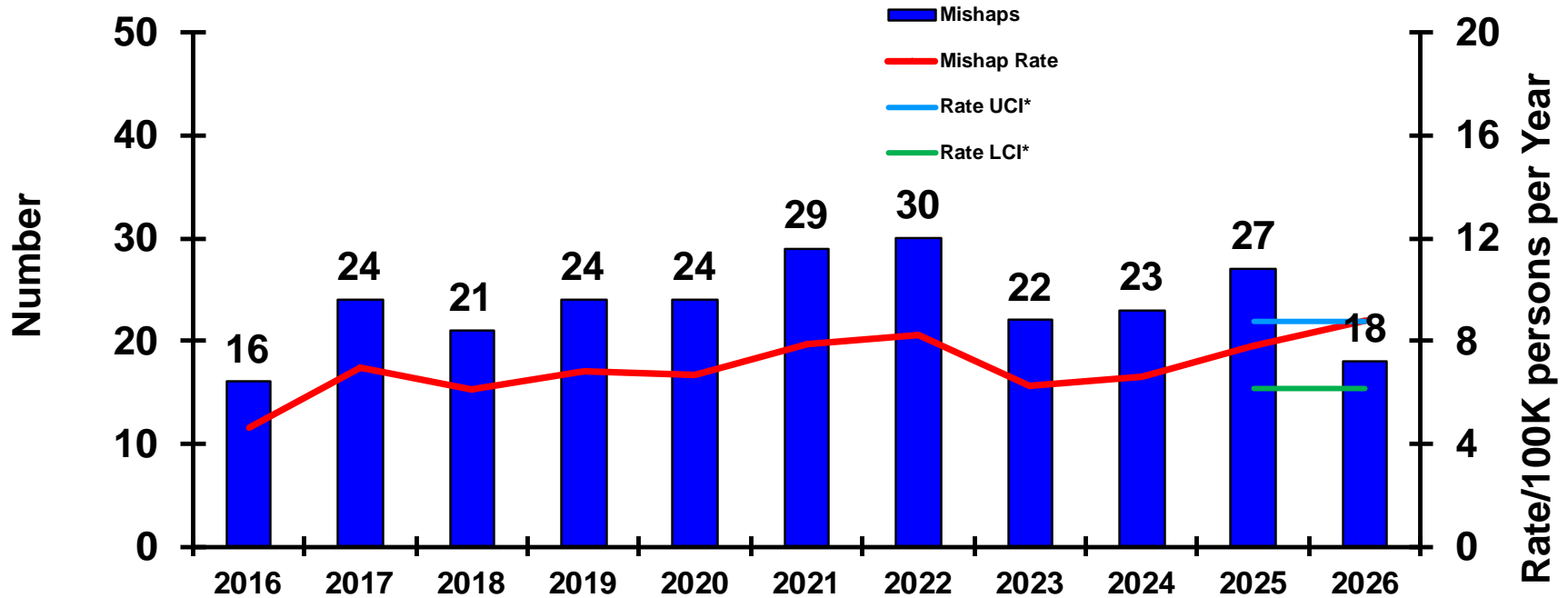


| | <u>5-May-26</u> | <u>5-May-25</u> |
|---|-----------------|-----------------|
| CLASS A MISHAPS/MISHAP RATE FY COMPARISON: | 1/0.49 | 0/0.00 |
| FY25 MISHAPS/MISHAP RATE: | 0/0.00 | |
| 10-YEAR AVERAGE (FY16-FY25) MISHAPS/MISHAP RATE: | 1.00/0.28 | |

*see last slide for definition of UCI/LCI



CLASS 'A' - ON-DUTY MISHAPS

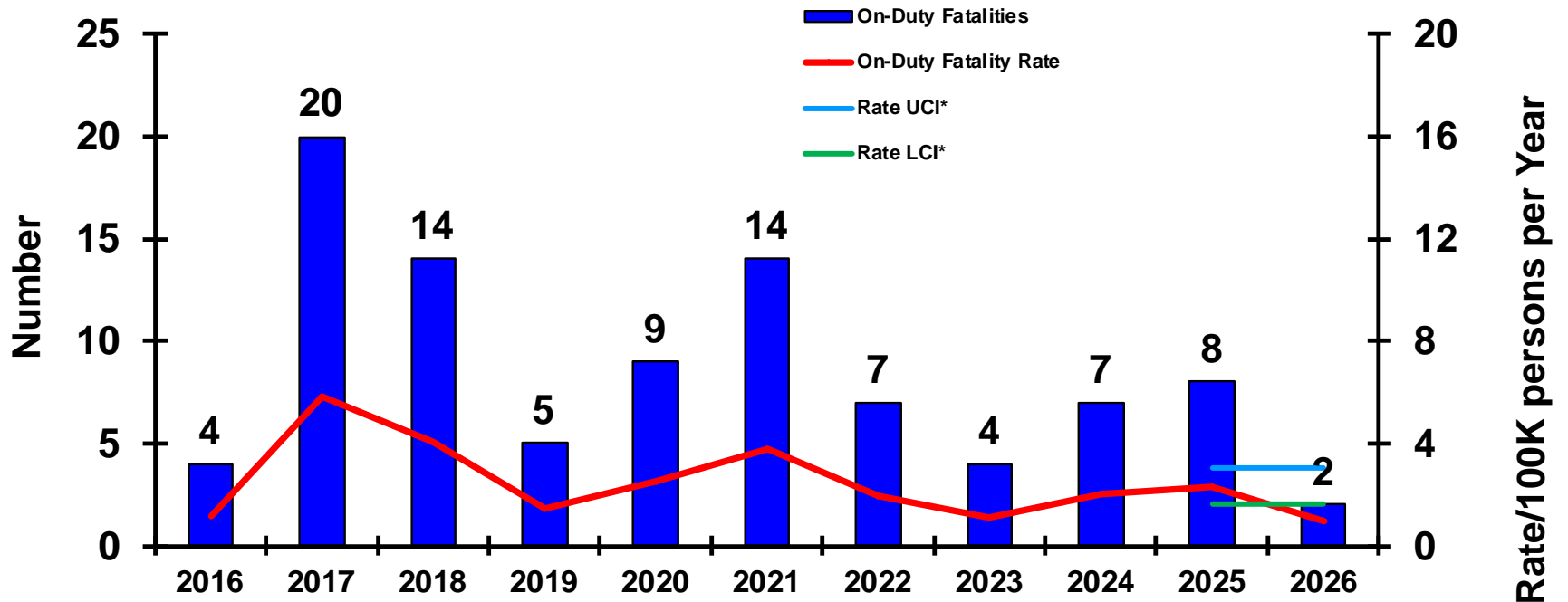


| | <u>5-May-26</u> | <u>5-May-25</u> |
|---|-----------------|-----------------|
| CLASS A MISHAPS/MISHAP RATE FY COMPARISON: | 18/8.78 | 12/5.86 |
| FY25 MISHAPS/MISHAP RATE: | 27/7.80 | |
| 10-YEAR AVERAGE (FY16-FY25) MISHAPS/MISHAP RATE: | 24.00/6.81 | |

*see last slide for definition of UCI/LCI



CLASS 'A' - ON-DUTY FATALITIES



Slide does not show Government Civilian Fatalities: FY26 - 1

Slide does not show Permanent Total Disability (PTD) : FY26 - 1

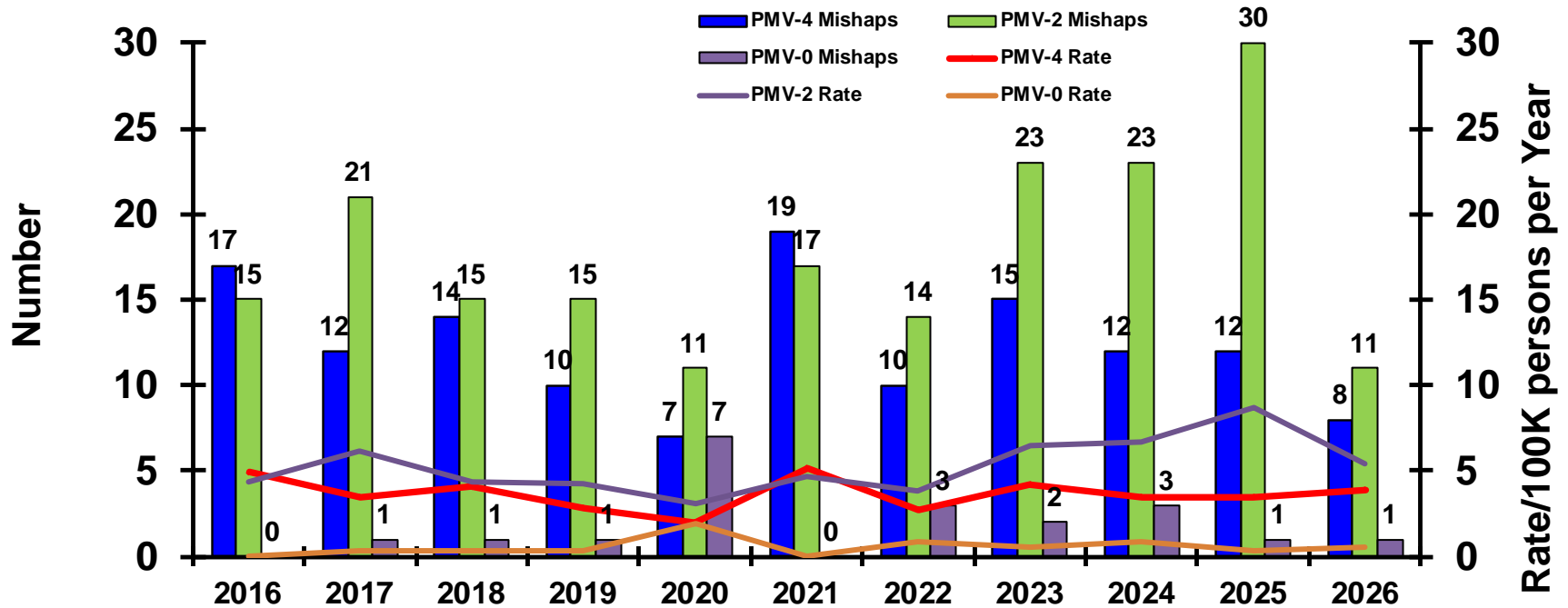
| | <u>5-May-26</u> | <u>5-May-25</u> |
|--|-----------------|-----------------|
| CLASS A FATALITIES/FATALITY RATE FY COMPARISON: | 2/0.98 | 3/1.46 |
| FY25 FATALITIES/FATALITY RATE: | 8/2.31 | |
| 10-YEAR AVERAGE (FY16-FY25) FATALITIES/FATALITY RATE: | 9.20/2.61 | |

*see last slide for definition of UCI/LCI



CLASS 'A' - PRIVATE MOTOR VEHICLES (PMV) MISHAPS

(This slide is the summary slide for Slides 18-21. Slides 18-21 provide additional detailed information)



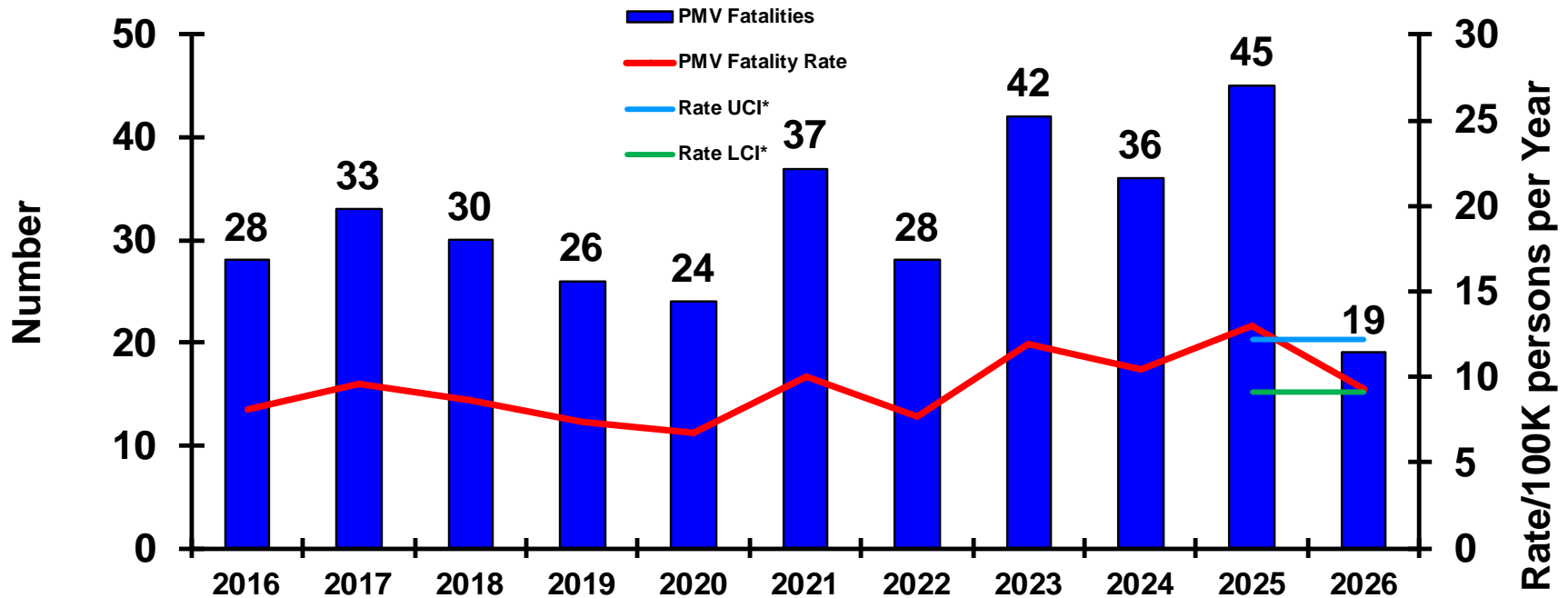
| | PMV-4 | | PMV-2 | | PMV-0 | |
|---|------------|----------|------------|----------|-----------|----------|
| | 5-May-26 | 5-May-25 | 5-May-26 | 5-May-25 | 5-May-26 | 5-May-25 |
| CLASS A MISHAPS/MISHAP RATE FY COMPARISON: | 8/3.90 | 4/1.95 | 11/5.37 | 18/8.78 | 1/0.49 | 1/0.49 |
| FY25 MISHAPS/MISHAP RATE: | 12/3.47 | | 30/8.66 | | 1/0.29 | |
| 10-YEAR AVERAGE (FY16-FY25) MISHAPS/MISHAP RATE: | 12.80/3.63 | | 18.40/5.22 | | 1.90/0.54 | |

*see last slide for definition of UCI/LCI



CLASS 'A' - PRIVATE MOTOR VEHICLE (PMV) FATALITIES

(This slide is the summary slide for Slides 19-21. Slides 19-21 provide additional detailed information)



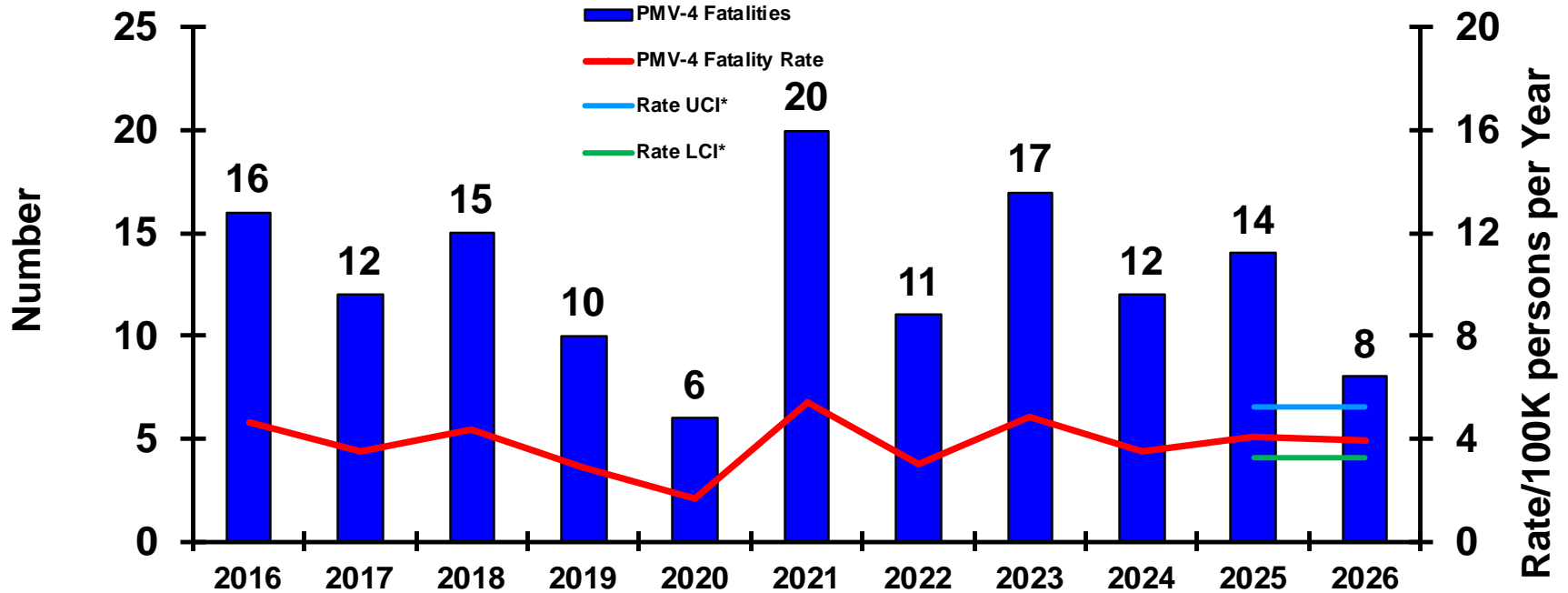
Slide does not show Permanent Total Disability (PTD) : FY26 - 1

| | <u>5-May-26</u> | <u>5-May-25</u> |
|--|-----------------|-----------------|
| CLASS A FATALITIES/FATALITY RATE FY COMPARISON: | 19/9.27 | 23/11.22 |
| FY25 FATALITIES/FATALITY RATE: | 45/12.99 | |
| 10-YEAR AVERAGE (FY16-FY25) FATALITIES/FATALITY RATE: | 32.90/9.33 | |

*see last slide for definition of UCI/LCI



CLASS 'A' - AUTOMOBILE (PMV-4) FATALITIES

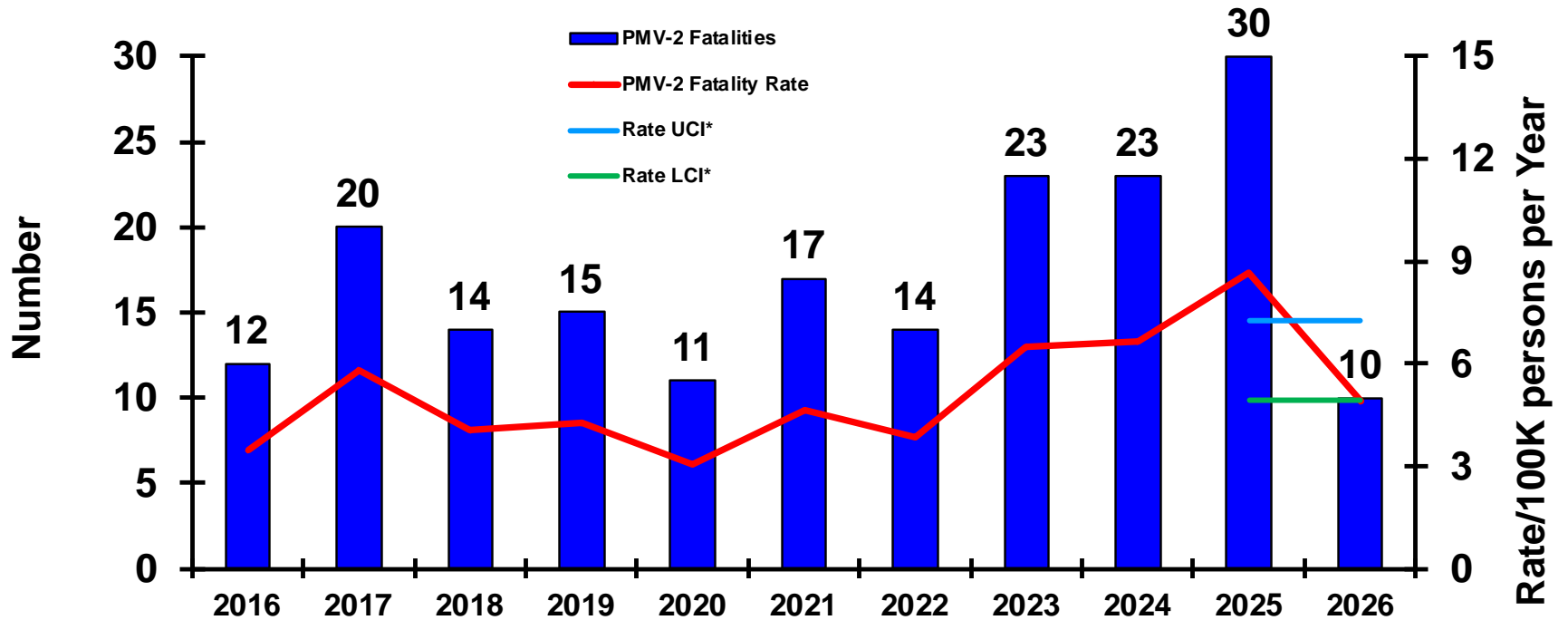


| | <u>5-May-26</u> | <u>5-May-25</u> |
|--|-----------------|-----------------|
| CLASS A FATALITIES/FATALITY RATE FY COMPARISON: | 8/3.90 | 4/1.95 |
| FY25 FATALITIES/FATALITY RATE: | 14/4.04 | |
| 10-YEAR AVERAGE (FY16-FY25) FATALITIES/FATALITY RATE: | 13.30/3.77 | |

*see last slide for definition of UCI/LCI



CLASS 'A' - MOTORCYCLE (PMV-2) FATALITIES



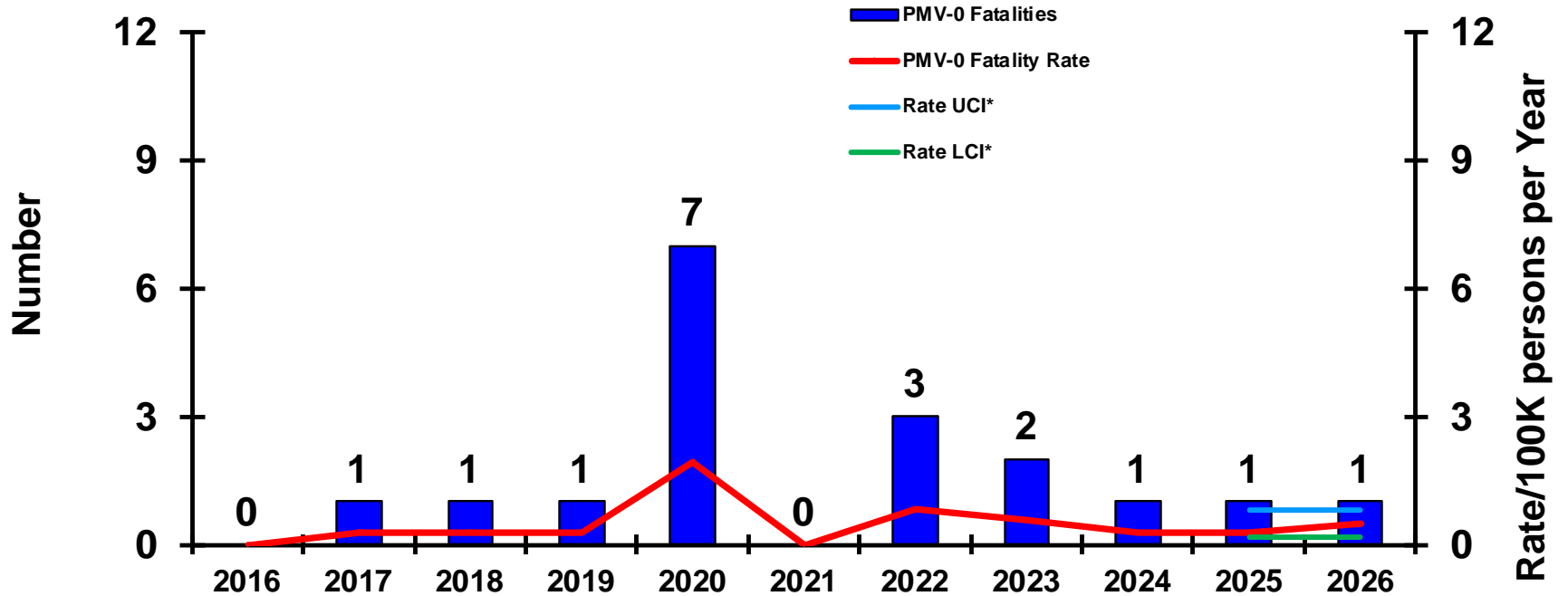
Slide does not show Permanent Total Disability (PTD) : FY26 - 1

| | <u>5-May-26</u> | <u>5-May-25</u> |
|--|-----------------|-----------------|
| CLASS A FATALITIES/FATALITY RATE FY COMPARISON: | 10/4.88 | 18/8.78 |
| FY25 FATALITIES/FATALITY RATE: | 30/8.66 | |
| 10-YEAR AVERAGE (FY16-FY25) FATALITIES/FATALITY RATE: | 17.90/5.08 | |

*see last slide for definition of UCI/LCI



CLASS 'A' - PEDESTRIAN (PMV-0) FATALITIES

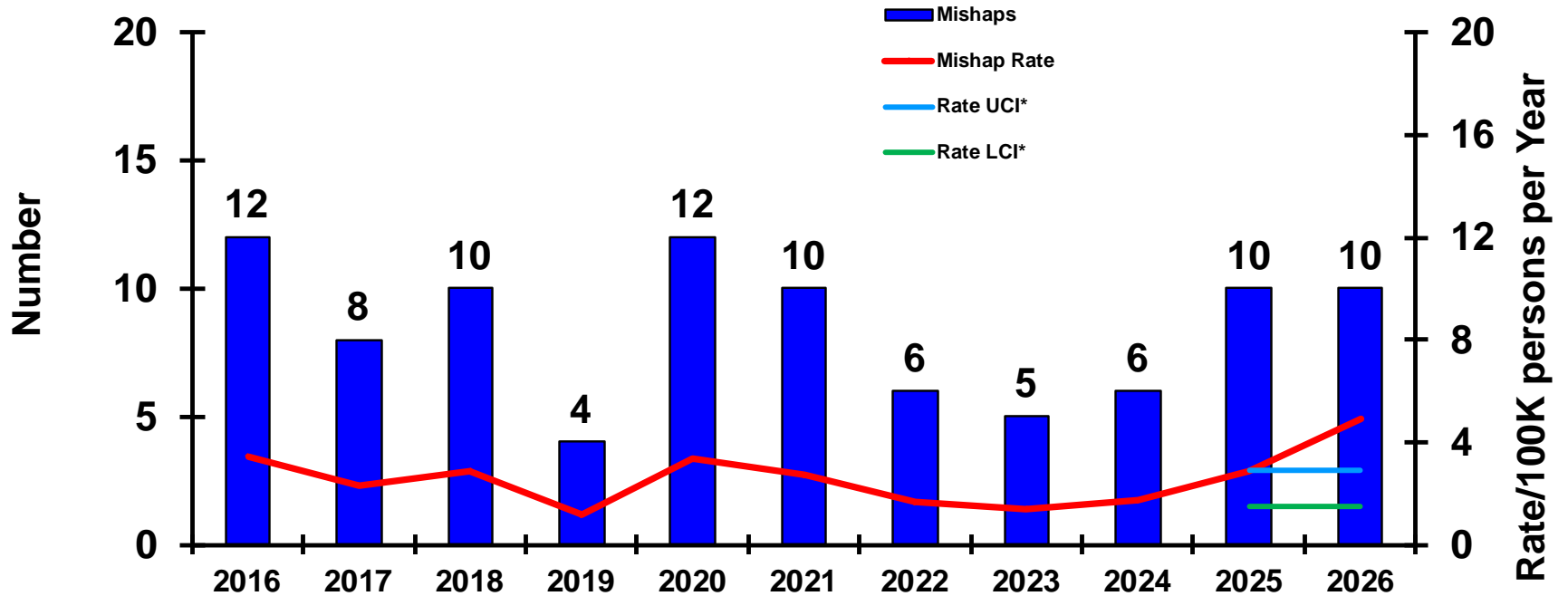


| | <u>5-May-26</u> | <u>5-May-25</u> |
|--|-----------------|-----------------|
| CLASS A FATALITIES/FATALITY RATE FY COMPARISON: | 1/0.49 | 1/0.49 |
| FY25 FATALITIES/FATALITY RATE: | 1/0.29 | |
| 10-YEAR AVERAGE (FY16-FY25) FATALITIES/FATALITY RATE: | 1.70/0.48 | |

*see last slide for definition of UCI/LCI



CLASS 'A' - OFF-DUTY/REC MISHAPS

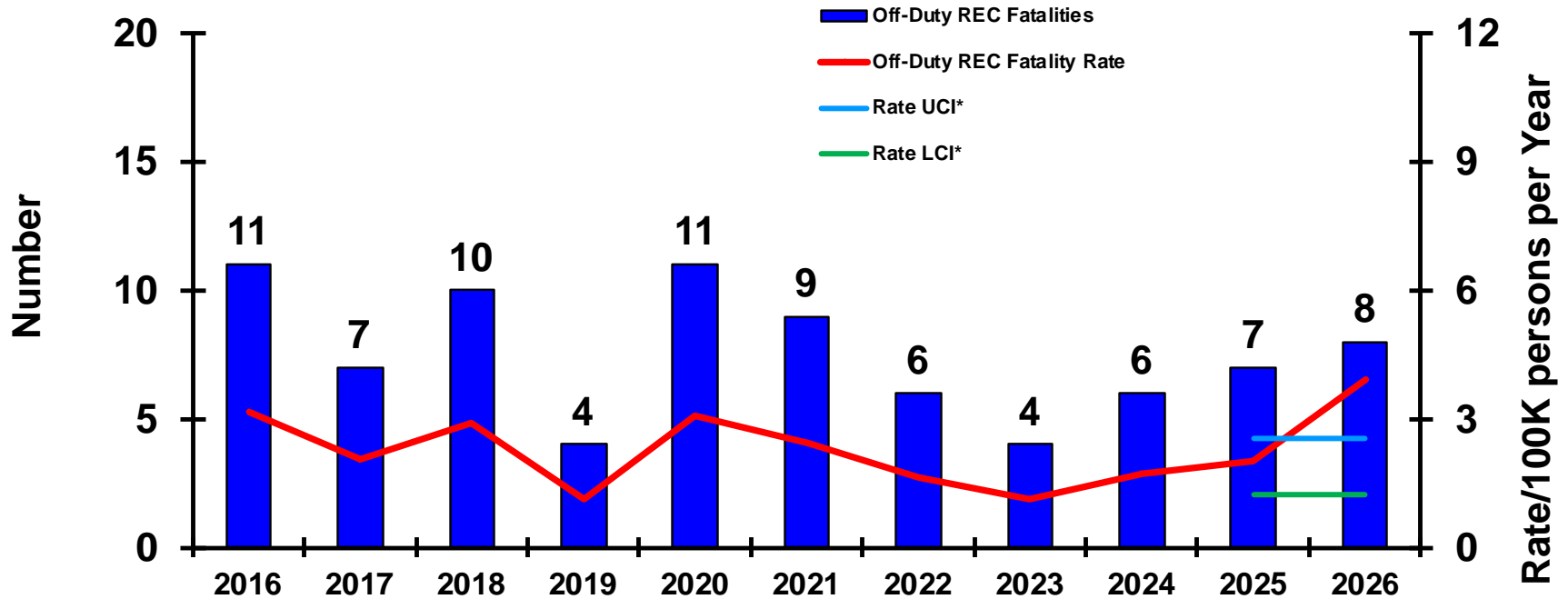


| | <u>5-May-26</u> | <u>5-May-25</u> |
|---|-----------------|-----------------|
| CLASS A MISHAPS/MISHAP RATE FY COMPARISON: | 10/4.88 | 6/2.93 |
| FY25 MISHAPS/MISHAP RATE: | 10/2.89 | |
| 10-YEAR AVERAGE (FY16-FY25) MISHAPS/MISHAP RATE: | 8.30/2.35 | |

*see last slide for definition of UCI/LCI



CLASS 'A' - OFF-DUTY/REC FATALITIES



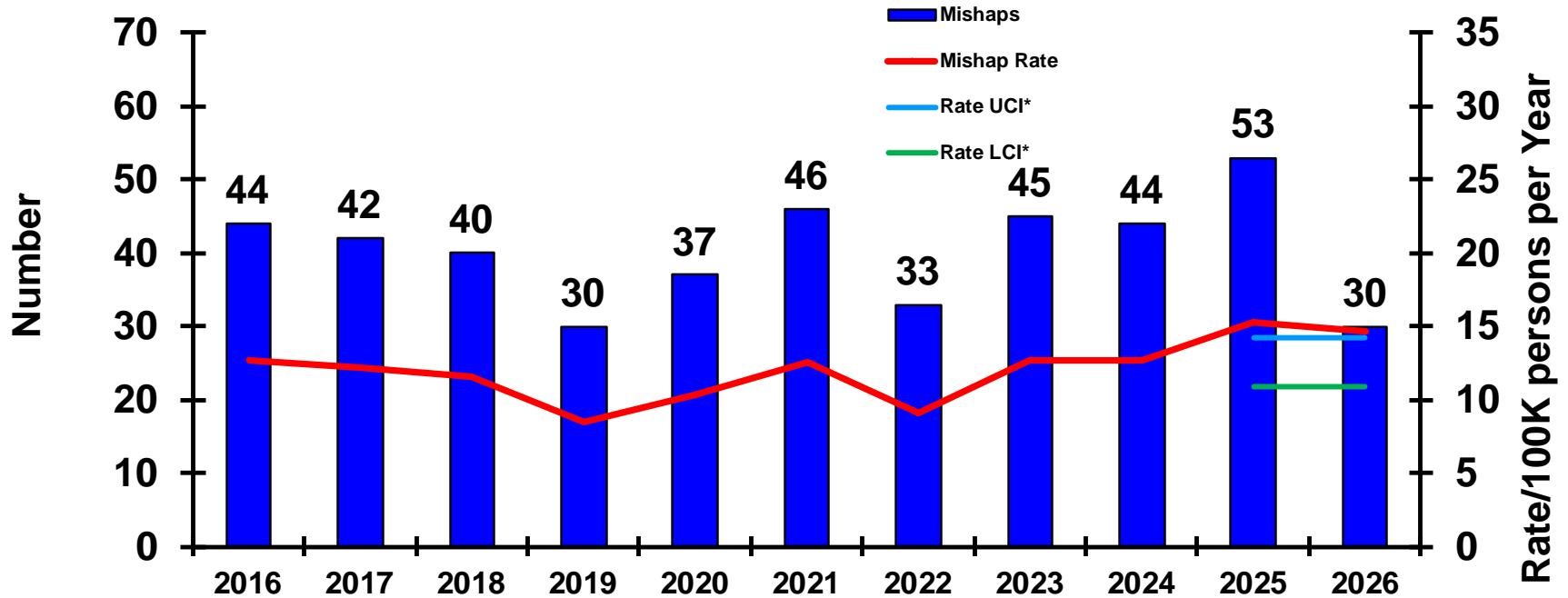
Slide does not show Permanent Total Disability (PTD) : FY26 - 2

| | 5-May-26 | 5-May-25 |
|--|-----------|----------|
| CLASS A FATALITIES/FATALITY RATE FY COMPARISON: | 8/3.90 | 5/2.44 |
| FY25 FATALITIES/FATALITY RATE: | 7/2.02 | |
| 10-YEAR AVERAGE (FY16-FY25) FATALITIES/FATALITY RATE: | 7.50/2.13 | |

*see last slide for definition of UCI/LCI



CLASS 'A' - OFF-DUTY MISHAPS

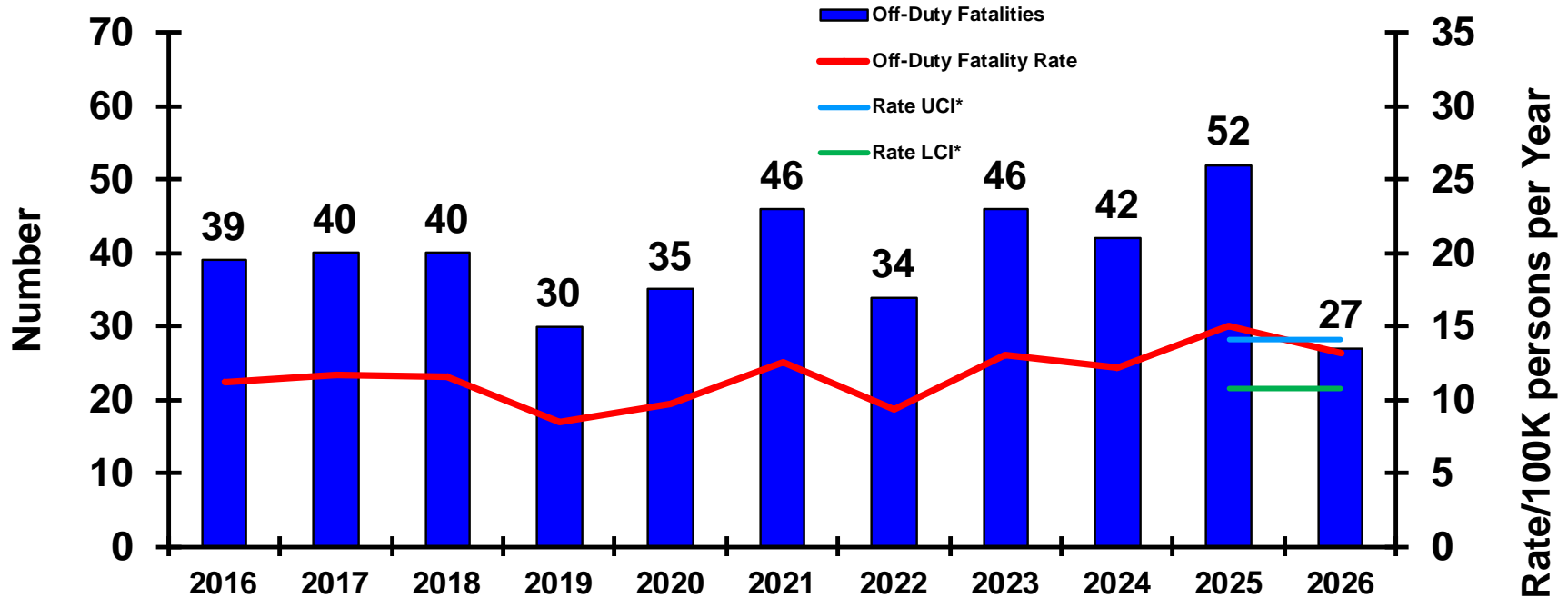


| | <u>5-May-26</u> | <u>5-May-25</u> |
|---|-----------------|-----------------|
| CLASS A MISHAPS/MISHAP RATE FY COMPARISON: | 30/14.64 | 29/14.15 |
| FY25 MISHAPS/MISHAP RATE: | 53/15.30 | |
| 10-YEAR AVERAGE (FY16-FY25) MISHAPS/MISHAP RATE: | 41.40/11.75 | |

*see last slide for definition of UCI/LCI



CLASS 'A' - OFF-DUTY FATALITIES



Slide does not show Government Civilian Fatalities: FY26 - 0

Slide does not show Permanent Total Disability (PTD) : FY26 - 3

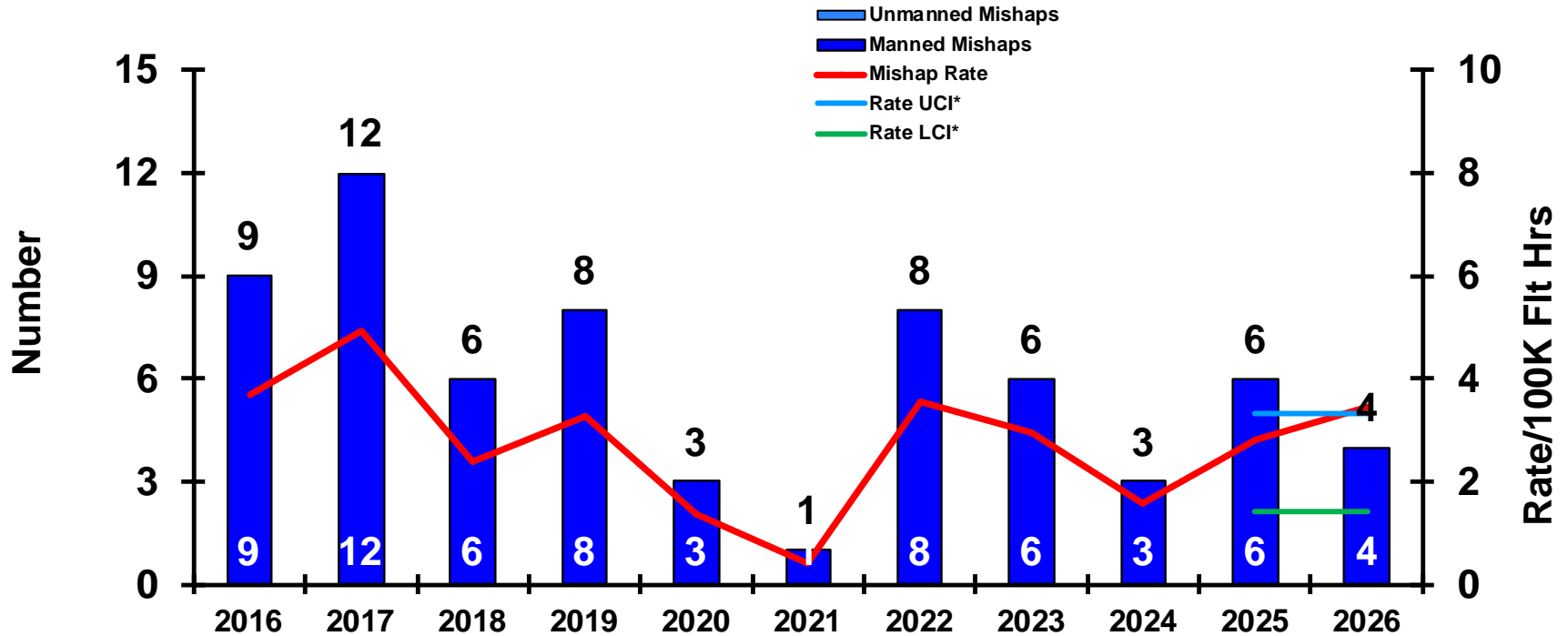
| | <u>5-May-26</u> | <u>5-May-25</u> |
|--|-----------------|-----------------|
| CLASS A FATALITIES/FATALITY RATE FY COMPARISON: | 27/13.17 | 28/13.66 |
| FY25 FATALITIES/FATALITY RATE: | 52/15.02 | |
| 10-YEAR AVERAGE (FY16-FY25) FATALITIES/FATALITY RATE: | 40.40/11.46 | |

*see last slide for definition of UCI/LCI



CLASS 'A' - AVIATION MISHAPS

(This slide is the summary slide for Slides 29-31. Slides 29-31 provide additional detailed information)

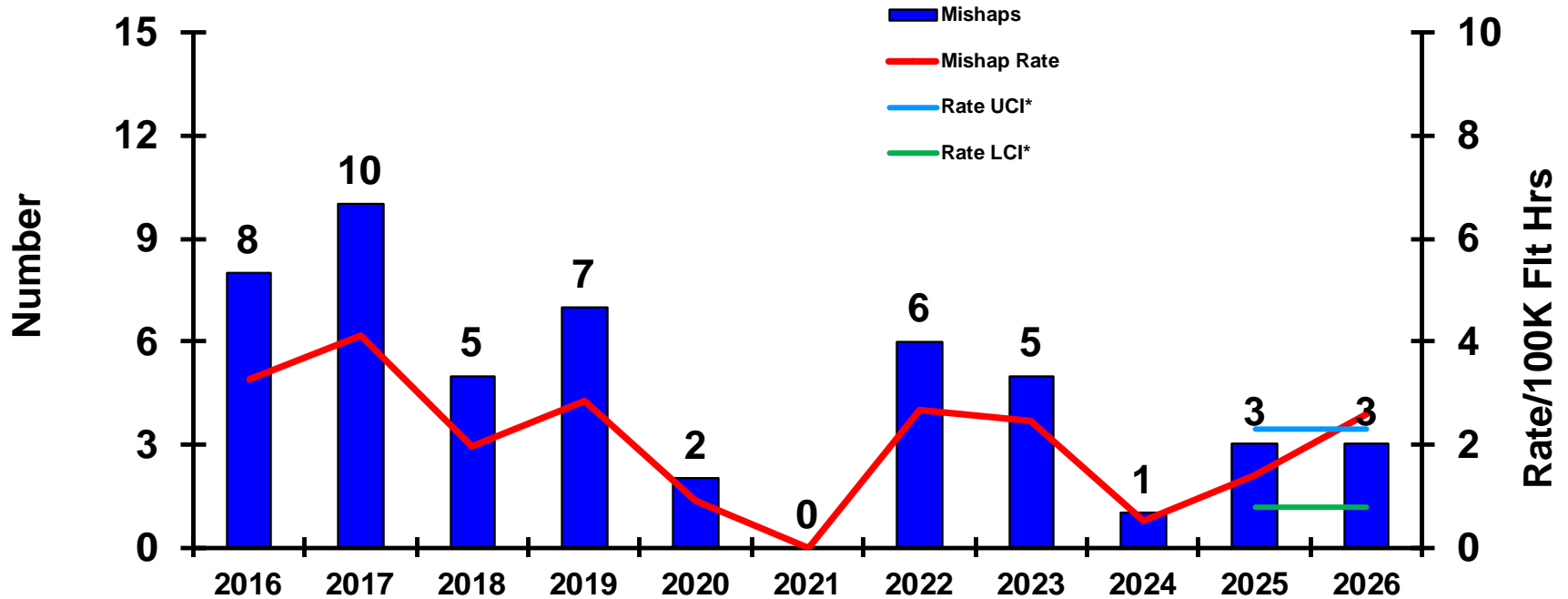


| | <u>5-May-26</u> | <u>5-May-25</u> |
|---|-----------------|-----------------|
| CLASS A MISHAPS/MISHAP RATE FY COMPARISON: | 4/3.45 | 3/2.37 |
| FY25 MISHAPS/MISHAP RATE: | 6/2.80 | |
| 10-YEAR AVERAGE (FY16-FY25) MISHAPS/MISHAP RATE: | 6.20/2.72 | |



CLASS 'A' - FLIGHT MISHAPS

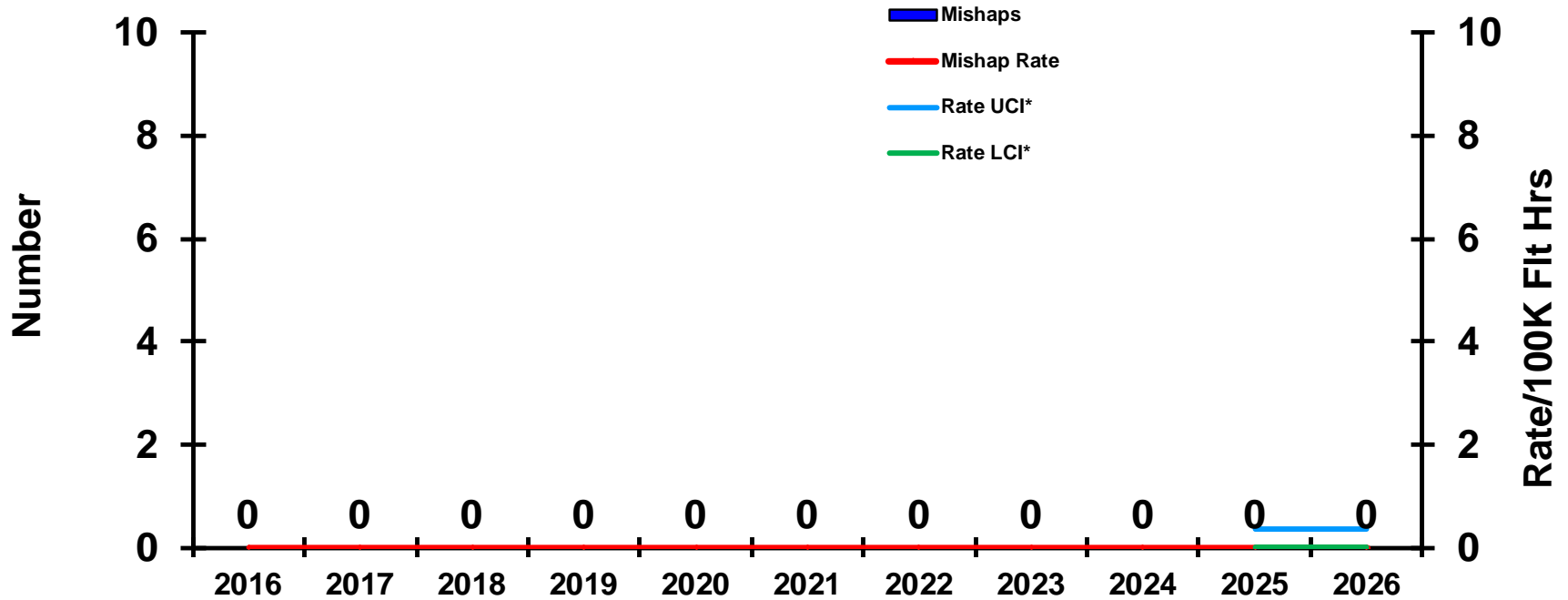
Manned Aircraft Only



| | <u>5-May-26</u> | <u>5-May-25</u> |
|---|-----------------|-----------------|
| CLASS A MISHAPS/MISHAP RATE FY COMPARISON: | 3/2.59 | 2/1.58 |
| FY25 MISHAPS/MISHAP RATE: | 3/1.40 | |
| 10-YEAR AVERAGE (FY16-FY25) MISHAPS/MISHAP RATE: | 4.70/2.06 | |



CLASS 'A' - FLIGHT-RELATED (FREL) MISHAPS *Manned Aircraft Only*

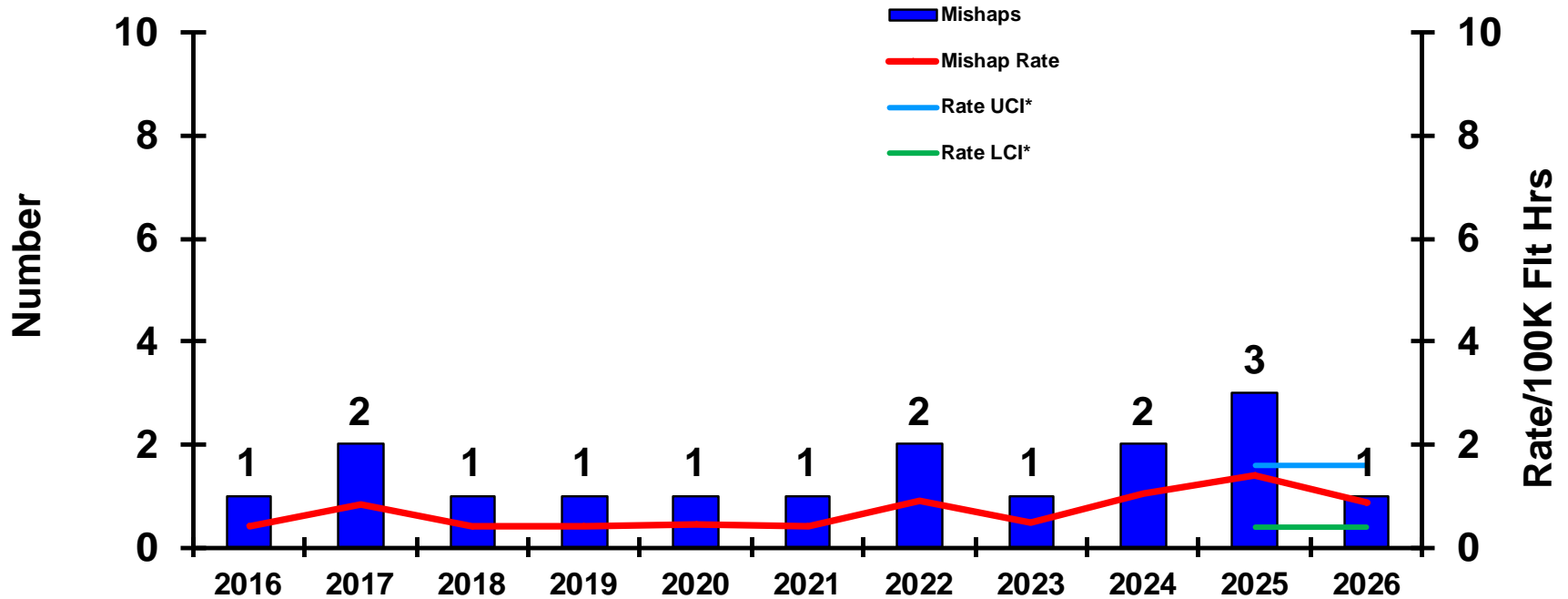


| | <u>5-May-26</u> | <u>5-May-25</u> |
|---|-----------------|-----------------|
| CLASS A MISHAPS/MISHAP RATE FY COMPARISON: | 0/0.00 | 0/0.00 |
| FY25 MISHAPS/MISHAP RATE: | 0/0.00 | |
| 10-YEAR AVERAGE (FY16-FY25) MISHAPS/MISHAP RATE: | 0.00/0.00 | |



CLASS 'A' - AVIATION GROUND MISHAPS (AGM)

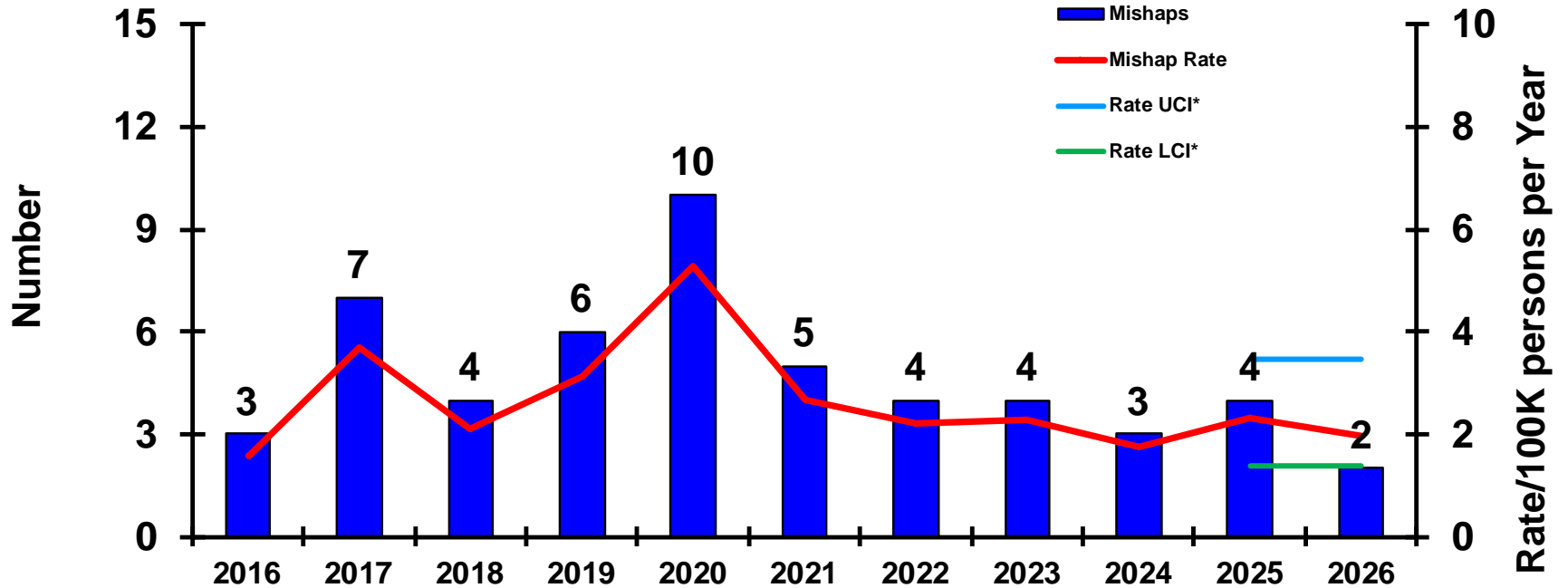
Manned Aircraft Only



| | <u>5-May-26</u> | <u>5-May-25</u> |
|---|-----------------|-----------------|
| CLASS A MISHAPS/MISHAP RATE FY COMPARISON: | 1/0.86 | 1/0.79 |
| FY25 MISHAPS/MISHAP RATE: | 3/1.40 | |
| 10-YEAR AVERAGE (FY16-FY25) MISHAPS/MISHAP RATE: | 1.50/0.66 | |



CLASS 'A' - GROUND ON-DUTY MISHAPS



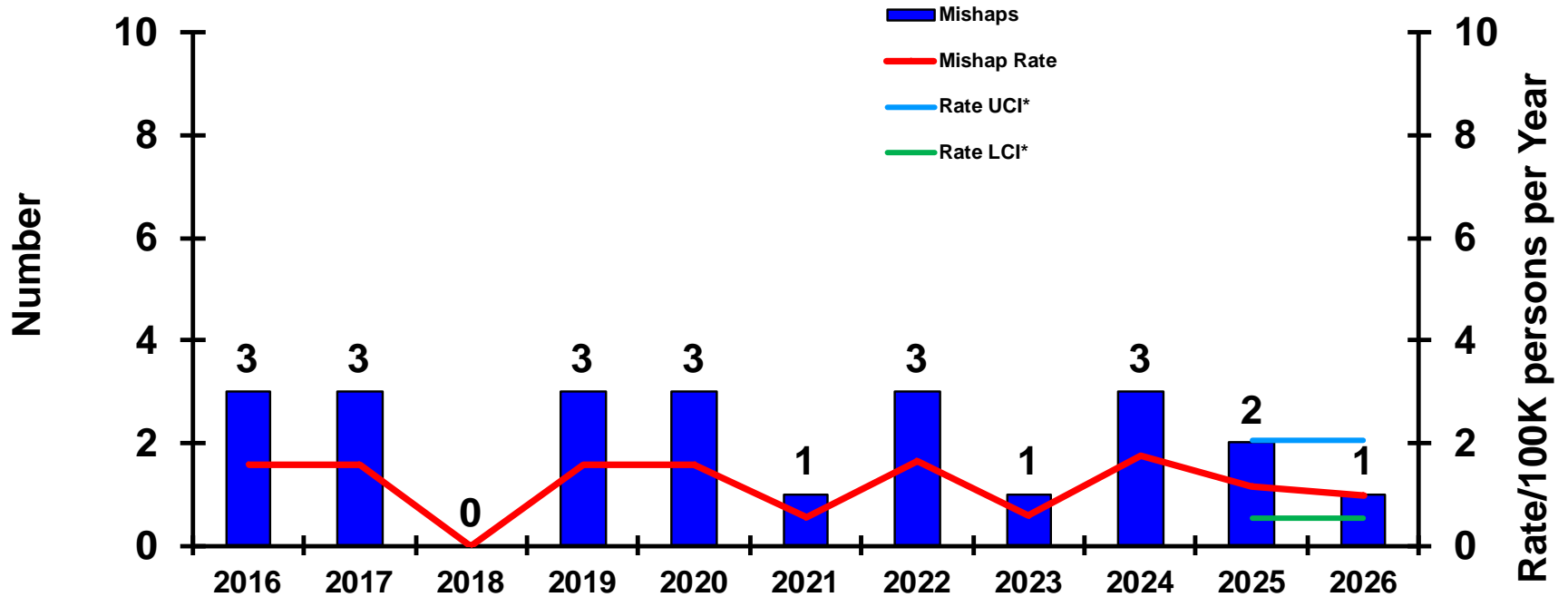
| | <u>5-May-26</u> | <u>5-May-25</u> |
|---|-----------------|-----------------|
| CLASS A MISHAPS/MISHAP RATE FY COMPARISON: | 2/1.96 | 2/1.96 |
| FY25 MISHAPS/MISHAP RATE: | 4/2.32 | |
| 10-YEAR AVERAGE (FY16-FY25) MISHAPS/MISHAP RATE: | 5.00/2.71 | |

*see last slide for definition of UCI/LCI



CLASS 'A' - ON-DUTY MOTOR VEHICLE (MV) MISHAPS

(This slide is the summary slide for Slides 34-36. Slides 34-36 provide additional detailed information)

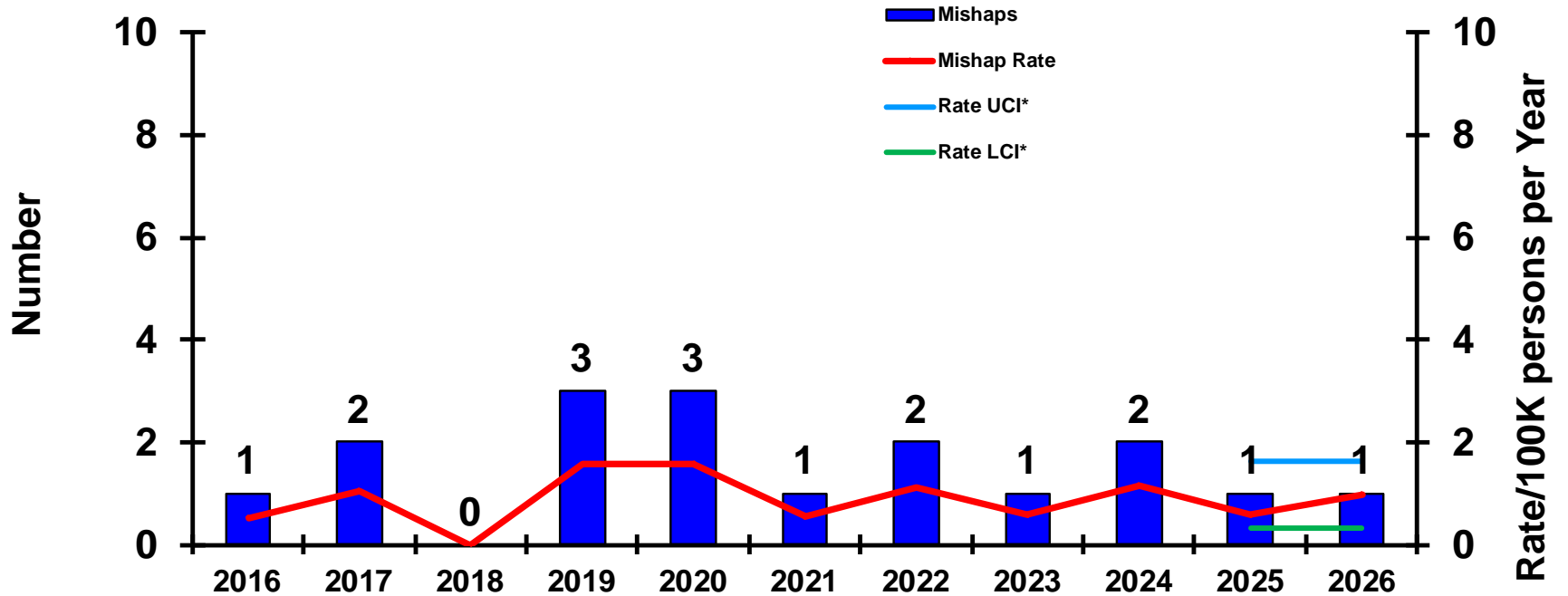


| | <u>5-May-26</u> | <u>5-May-25</u> |
|---|-----------------|-----------------|
| CLASS A MISHAPS/MISHAP RATE FY COMPARISON: | 1/0.98 | 2/1.96 |
| FY25 MISHAPS/MISHAP RATE: | 2/1.16 | |
| 10-YEAR AVERAGE (FY16-FY25) MISHAPS/MISHAP RATE: | 2.20/1.19 | |

*see last slide for definition of UCI/LCI



CLASS 'A' - TACTICAL VEHICLE (TACVEH) MISHAPS

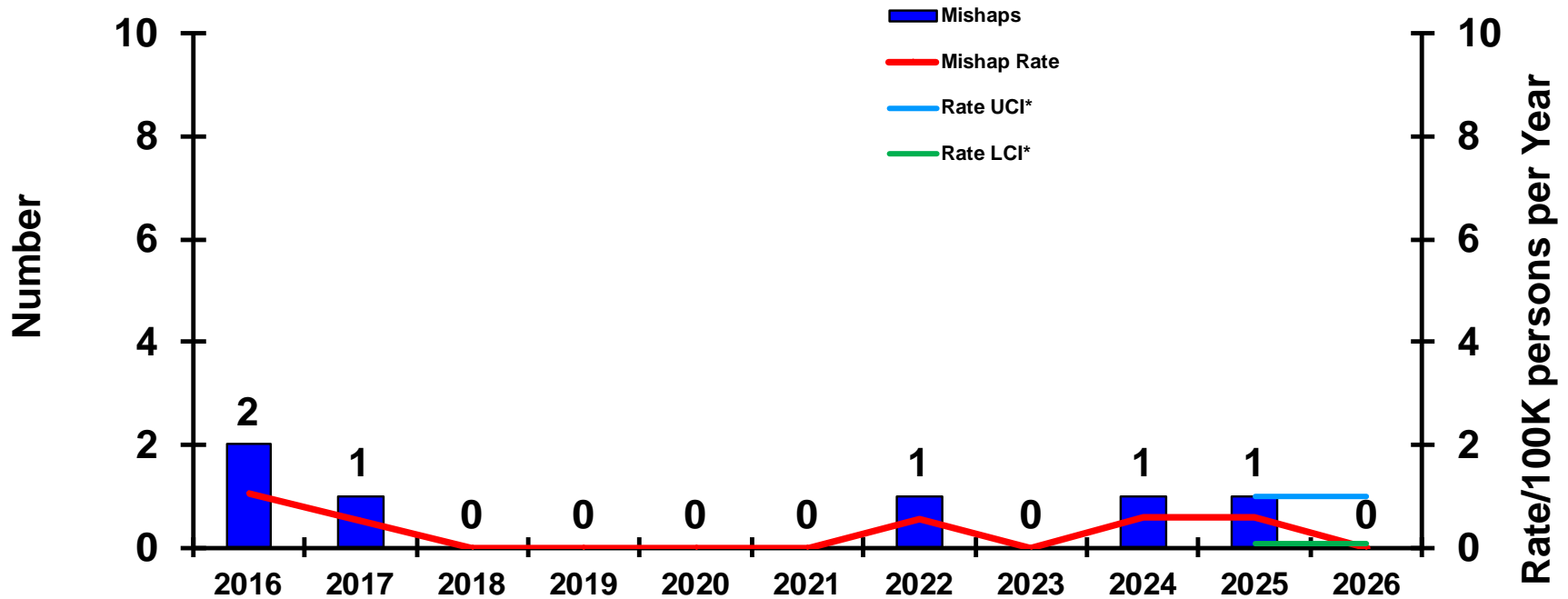


| | <u>5-May-26</u> | <u>5-May-25</u> |
|---|-----------------|-----------------|
| CLASS A MISHAPS/MISHAP RATE FY COMPARISON: | 1/0.98 | 1/0.98 |
| FY25 MISHAPS/MISHAP RATE: | 1/0.58 | |
| 10-YEAR AVERAGE (FY16-FY25) MISHAPS/MISHAP RATE: | 1.60/0.87 | |

*see last slide for definition of UCI/LCI



CLASS 'A' - COMMERCIAL VEHICLE (COMMVEH) MISHAPS

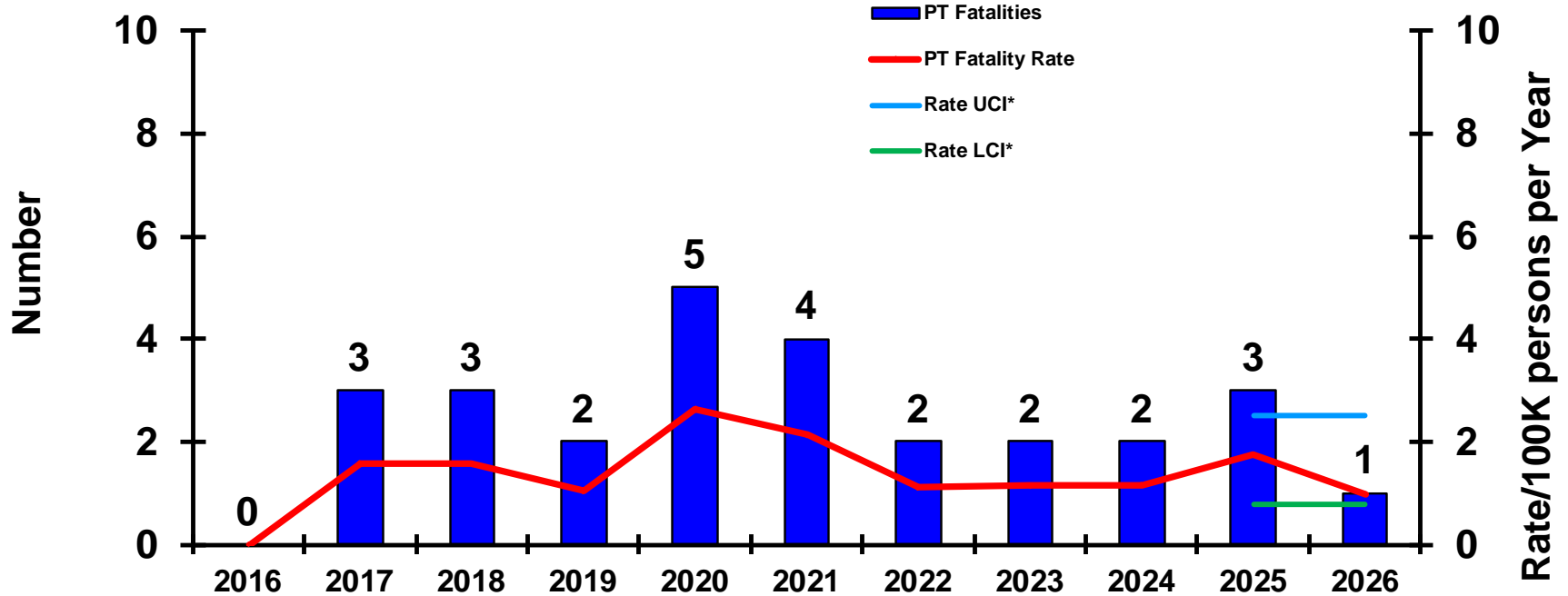


| | <u>5-May-26</u> | <u>5-May-25</u> |
|---|-----------------|-----------------|
| CLASS A MISHAPS/MISHAP RATE FY COMPARISON: | 0/0.00 | 1/0.98 |
| FY25 MISHAPS/MISHAP RATE: | 1/0.58 | |
| 10-YEAR AVERAGE (FY16-FY25) MISHAPS/MISHAP RATE: | 0.60/0.33 | |

*see last slide for definition of UCI/LCI



CLASS 'A' - PHYSICAL TRAINING FATALITIES

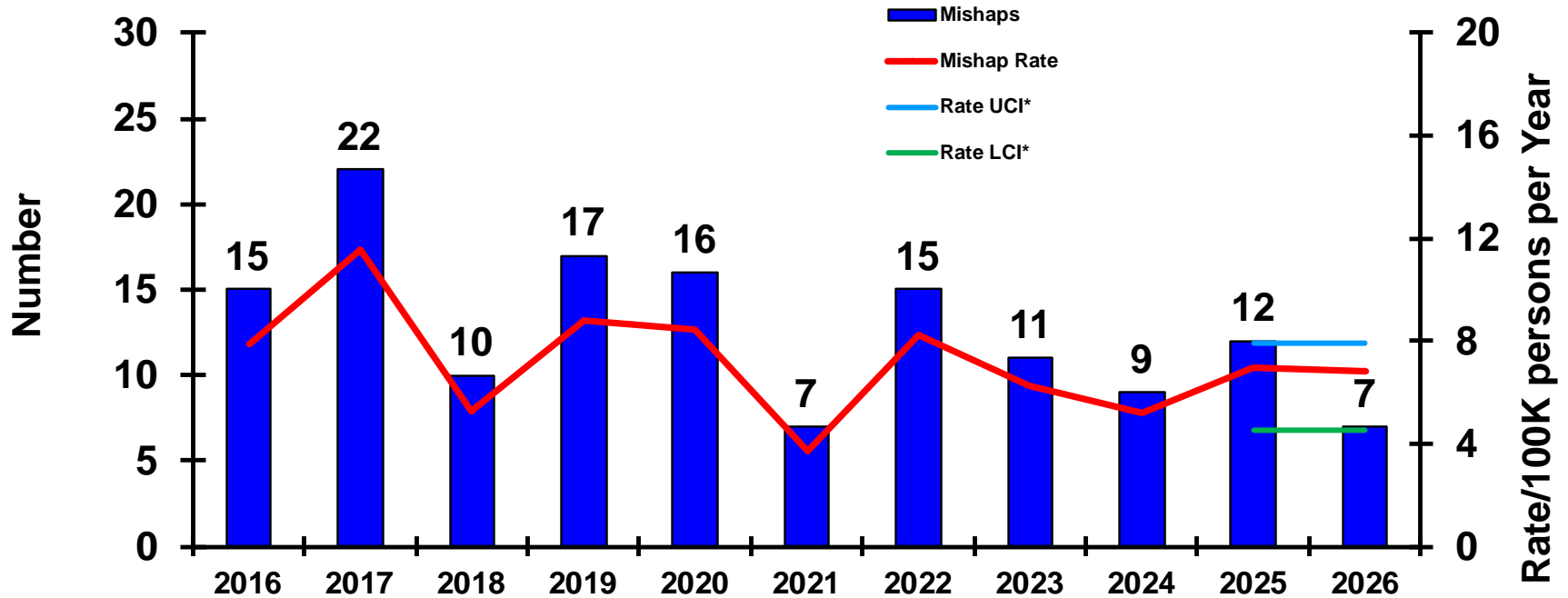


| | <u>5-May-26</u> | <u>5-May-25</u> |
|--|-----------------|-----------------|
| CLASS A FATALITIES/FATALITY RATE FY COMPARISON: | 1/0.98 | 2/1.96 |
| FY25 FATALITIES/FATALITY RATE: | 3/1.74 | |
| 10-YEAR AVERAGE (FY16-FY25) FATALITIES/FATALITY RATE: | 2.60/1.41 | |

*see last slide for definition of UCI/LCI



CLASS 'A' - ON-DUTY MISHAPS

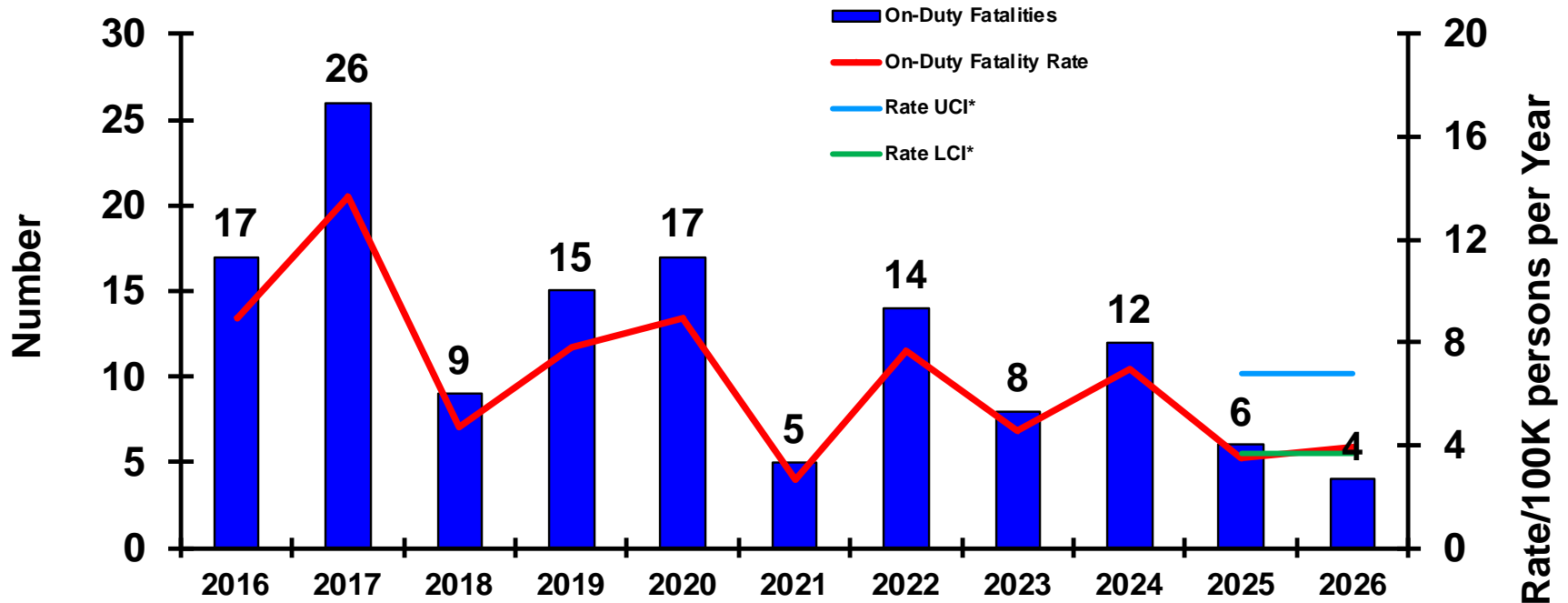


| | <u>5-May-26</u> | <u>5-May-25</u> |
|---|-----------------|-----------------|
| CLASS A MISHAPS/MISHAP RATE FY COMPARISON: | 7/6.85 | 7/6.85 |
| FY25 MISHAPS/MISHAP RATE: | 12/6.95 | |
| 10-YEAR AVERAGE (FY16-FY25) MISHAPS/MISHAP RATE: | 13.40/7.26 | |

*see last slide for definition of UCI/LCI



CLASS 'A' - ON-DUTY FATALITIES



Slide does not show Government Civilian Fatalities: FY26 - 0

Slide does not show Permanent Total Disability (PTD) : FY26 - 0

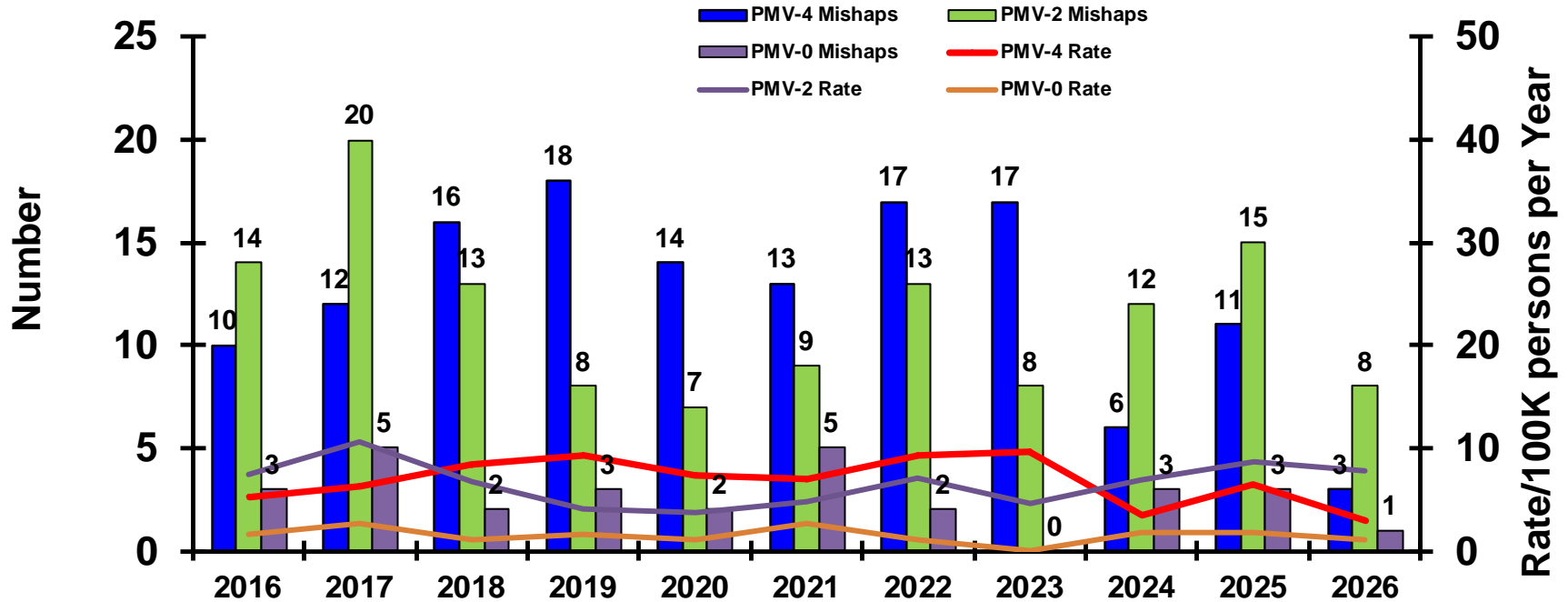
| | <u>5-May-26</u> | <u>5-May-25</u> |
|--|-----------------|-----------------|
| CLASS A FATALITIES/FATALITY RATE FY COMPARISON: | 4/3.92 | 5/4.90 |
| FY25 FATALITIES/FATALITY RATE: | 6/3.48 | |
| 10-YEAR AVERAGE (FY16-FY25) FATALITIES/FATALITY RATE: | 12.90/6.99 | |

*see last slide for definition of UCI/LCI



CLASS 'A' - PRIVATE MOTOR VEHICLE (PMV) MISHAPS

(This slide is the summary slide for Slides 40-43. Slides 40-43 provide additional detailed information)



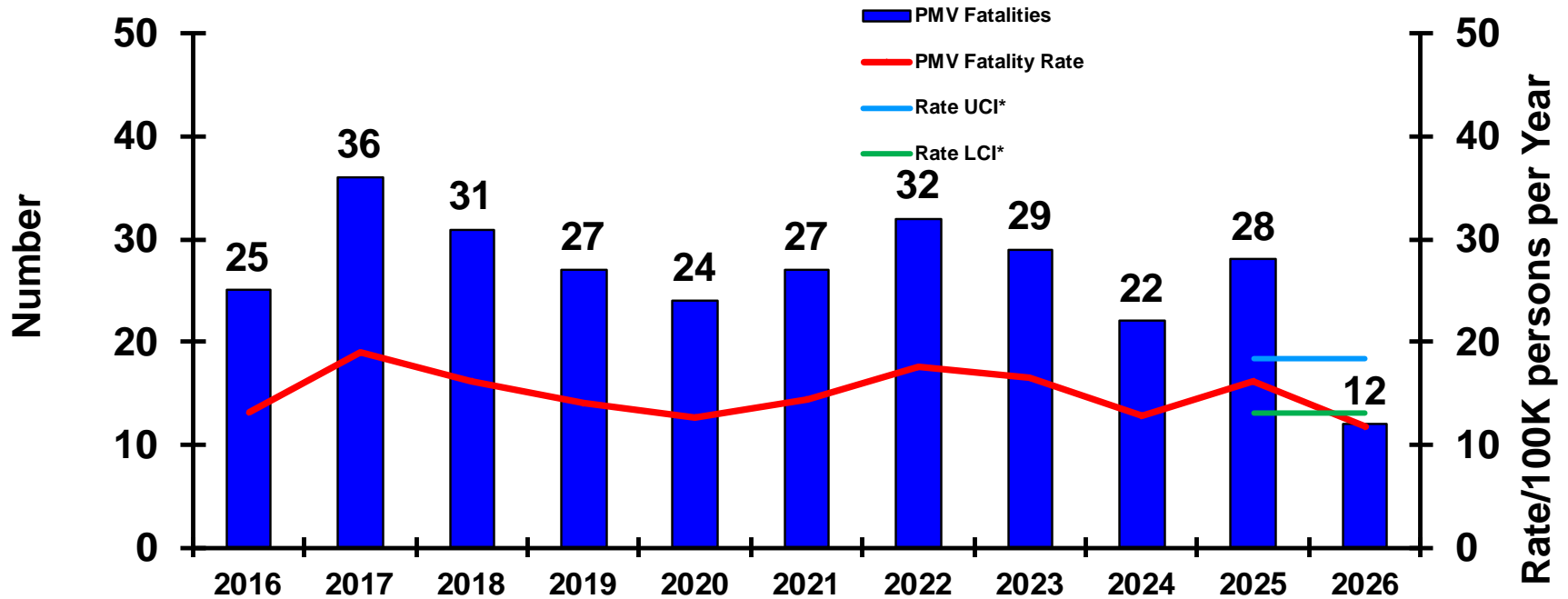
| CLASS A MISHAPS/MISHAP RATE FY COMPARISON: | PMV-4 | | PMV-2 | | PMV-0 | |
|--|------------|----------|------------|----------|-----------|----------|
| | 5-May-26 | 5-May-25 | 5-May-26 | 5-May-25 | 5-May-26 | 5-May-25 |
| FY25 MISHAPS/MISHAP RATE: | 11/6.37 | 7/6.85 | 15/8.69 | 9/8.81 | 3/1.74 | 2/1.96 |
| 10-YEAR AVERAGE (FY16-FY25) MISHAPS/MISHAP RATE: | 13.40/7.26 | | 11.90/6.45 | | 2.80/1.52 | |

*see last slide for definition of UCI/LCI



CLASS 'A' - PRIVATE MOTOR VEHICLE (PMV) FATALITIES

(This slide is the summary slide for Slides 41-43. Slides 41-43 provide additional detailed information)

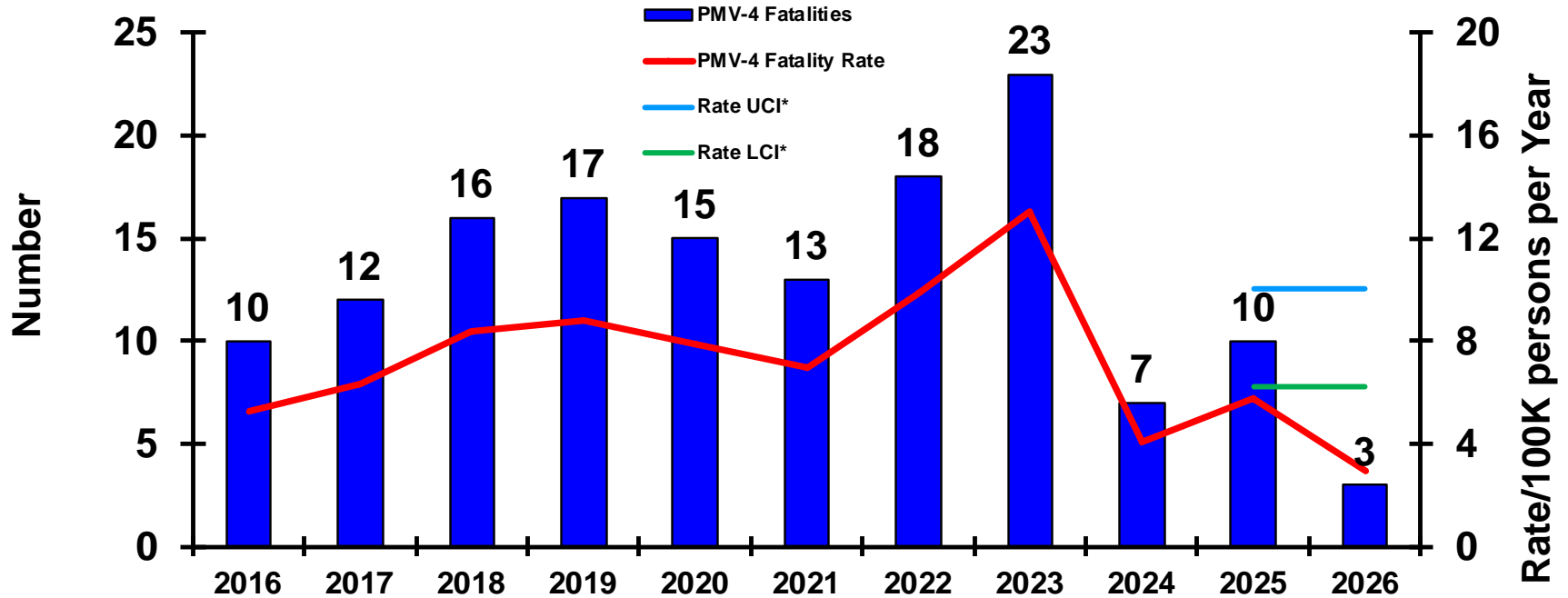


| | <u>5-May-26</u> | <u>5-May-25</u> |
|--|-----------------|-----------------|
| CLASS A FATALITIES/FATALITY RATE FY COMPARISON: | 12/11.75 | 17/16.64 |
| FY25 FATALITIES/FATALITY RATE: | 28/16.22 | |
| 10-YEAR AVERAGE (FY16-FY25) FATALITIES/FATALITY RATE: | 28.10/15.23 | |

*see last slide for definition of UCI/LCI



CLASS 'A' - AUTOMOBILE (PMV-4) FATALITIES



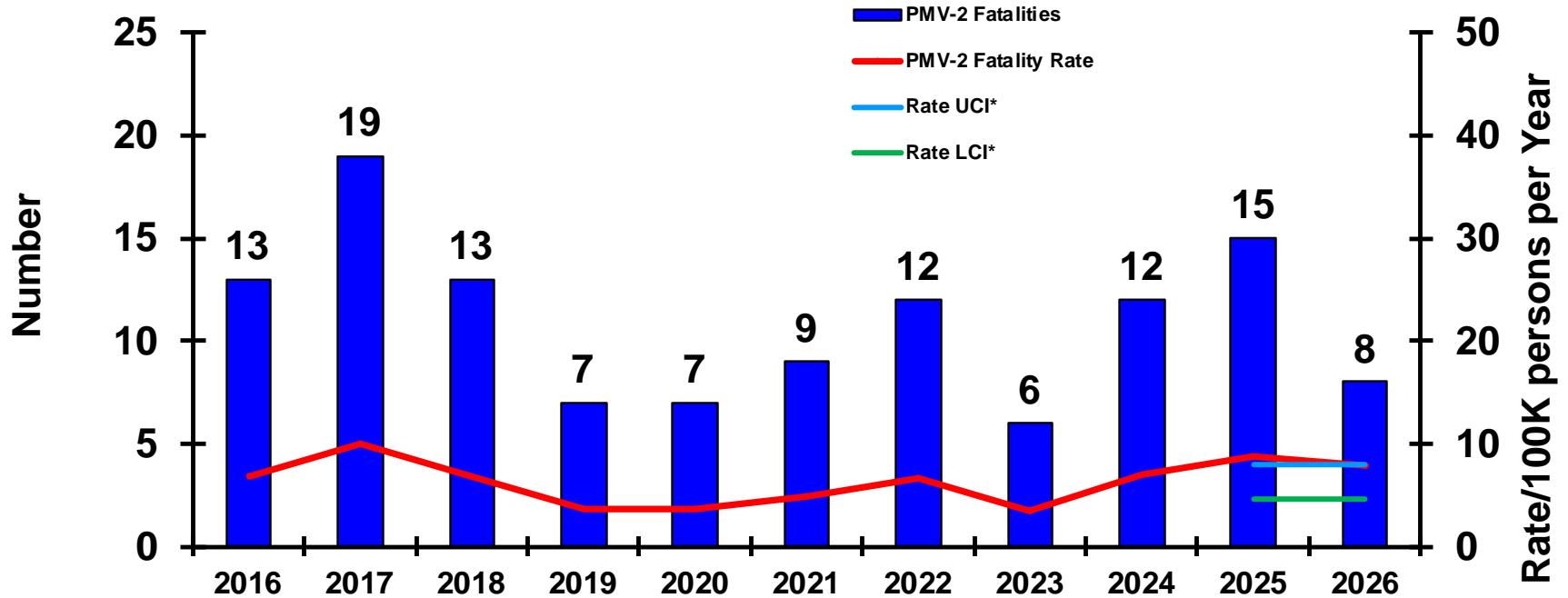
Slide does not show Permanent Total Disability (PTD) : FY26 - 0

| | 5-May-26 | 5-May-25 |
|--|------------|----------|
| CLASS A FATALITIES/FATALITY RATE FY COMPARISON: | 3/2.94 | 6/5.87 |
| FY25 FATALITIES/FATALITY RATE: | 10/5.79 | |
| 10-YEAR AVERAGE (FY16-FY25) FATALITIES/FATALITY RATE: | 14.10/7.64 | |

*see last slide for definition of UCI/LCI



CLASS 'A' - MOTORCYCLE (PMV-2) FATALITIES

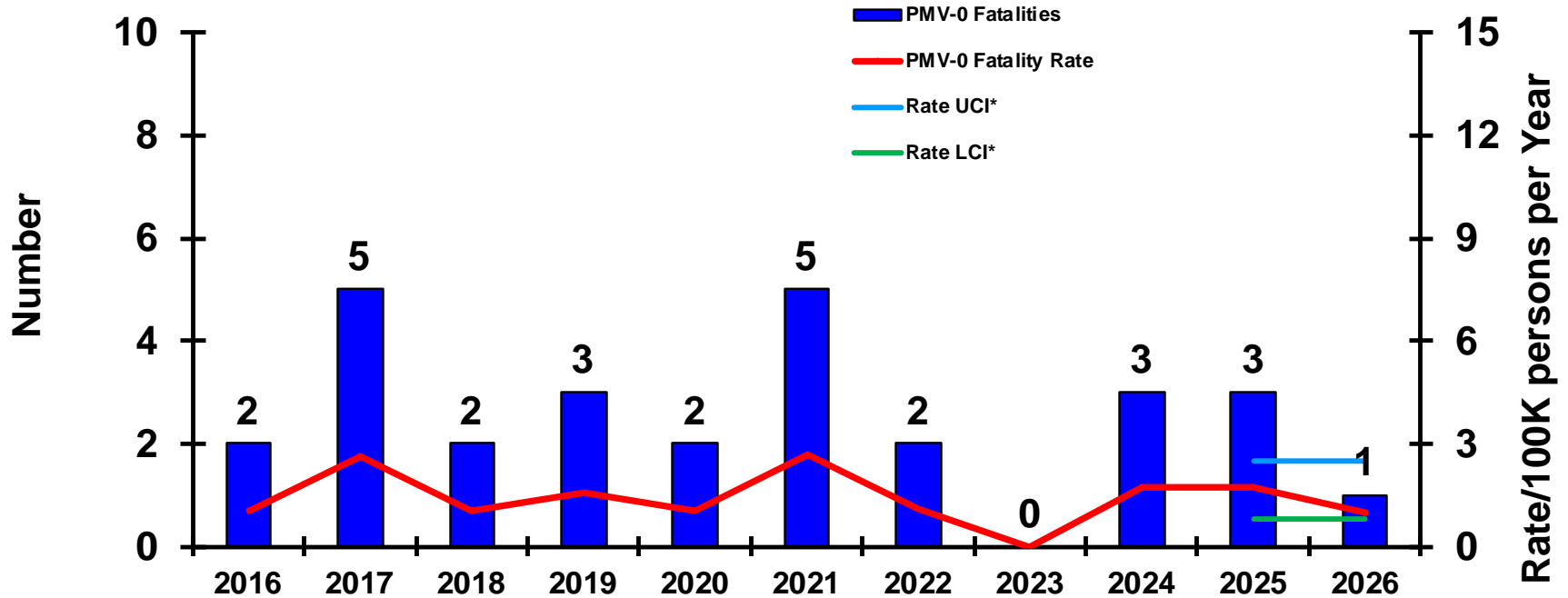


| | <u>5-May-26</u> | <u>5-May-25</u> |
|--|-----------------|-----------------|
| CLASS A FATALITIES/FATALITY RATE FY COMPARISON: | 8/7.83 | 9/8.81 |
| FY25 FATALITIES/FATALITY RATE: | 15/8.69 | |
| 10-YEAR AVERAGE (FY16-FY25) FATALITIES/FATALITY RATE: | 11.30/6.13 | |

*see last slide for definition of UCI/LCI



CLASS 'A' - PEDESTRIAN (PMV-0) FATALITIES

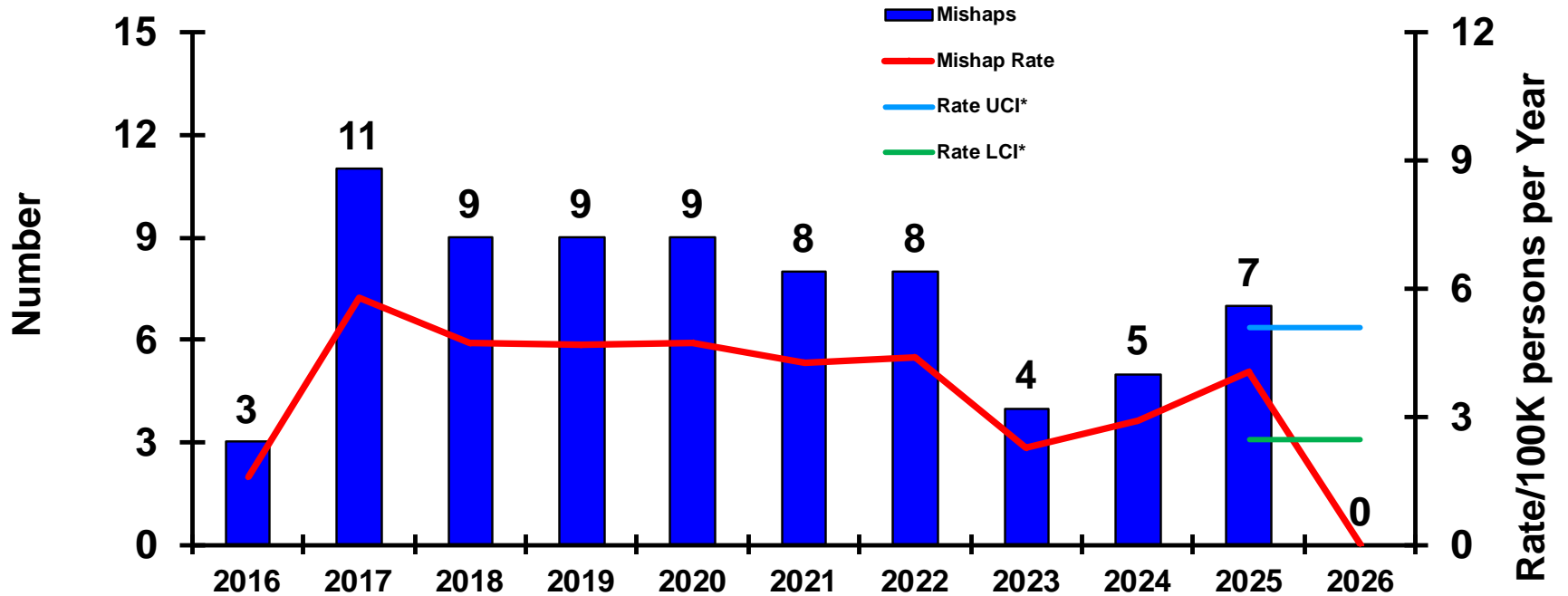


| | <u>5-May-26</u> | <u>5-May-25</u> |
|--|-----------------|-----------------|
| CLASS A FATALITIES/FATALITY RATE FY COMPARISON: | 1/0.98 | 2/1.96 |
| FY25 FATALITIES/FATALITY RATE: | 3/1.74 | |
| 10-YEAR AVERAGE (FY16-FY25) FATALITIES/FATALITY RATE: | 2.70/1.46 | |

*see last slide for definition of UCI/LCI



CLASS 'A' - OFF-DUTY/REC MISHAPS

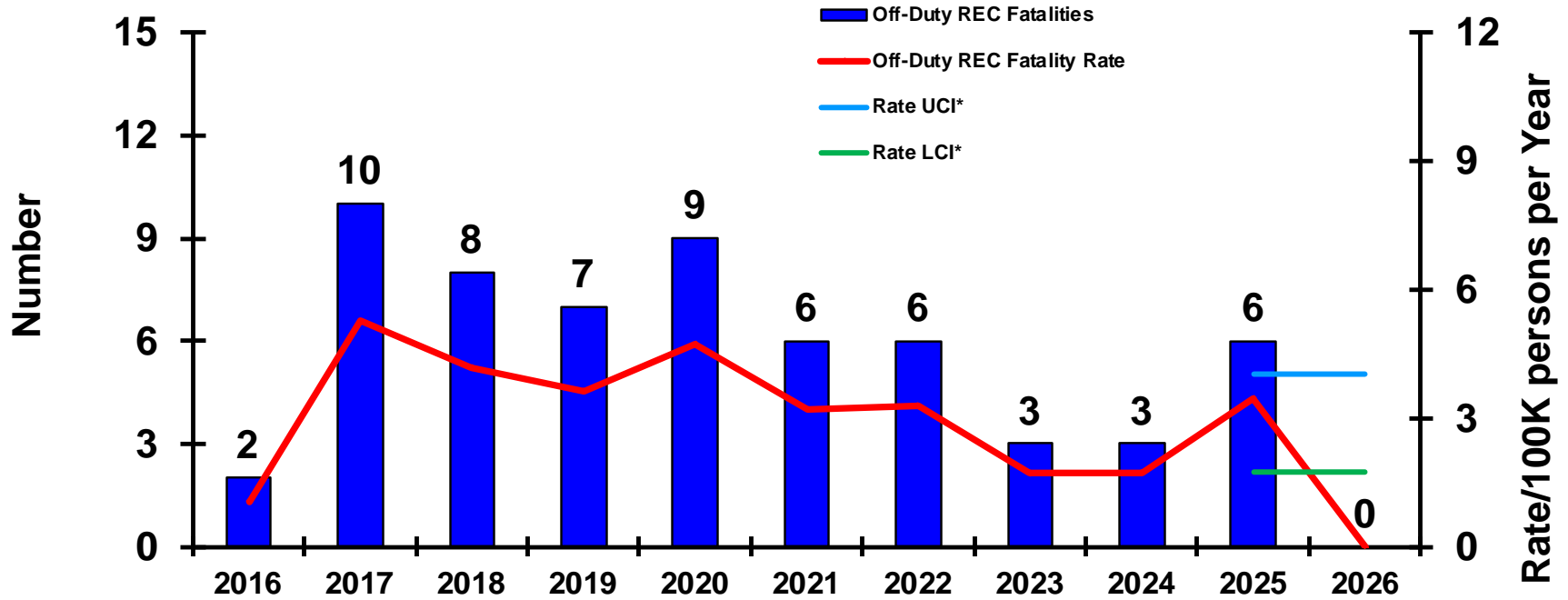


| | <u>5-May-26</u> | <u>5-May-25</u> |
|---|-----------------|-----------------|
| CLASS A MISHAPS/MISHAP RATE FY COMPARISON: | 0/0.00 | 4/3.92 |
| FY25 MISHAPS/MISHAP RATE: | 7/4.06 | |
| 10-YEAR AVERAGE (FY16-FY25) MISHAPS/MISHAP RATE: | 7.30/3.96 | |

*see last slide for definition of UCI/LCI



CLASS 'A' - OFF-DUTY/REC FATALITIES



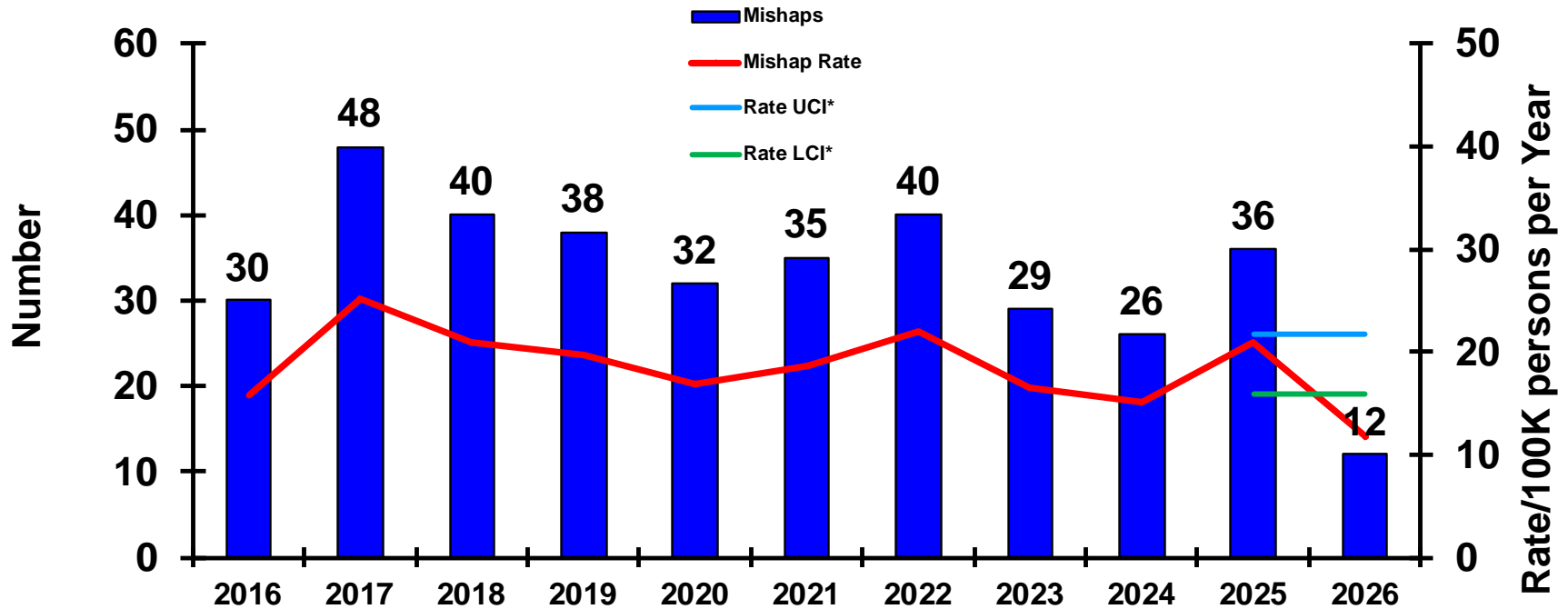
Slide does not show Permanent Total Disability (PTD) : FY26 - 0

| | 5-May-26 | 5-May-25 |
|--|-----------|----------|
| CLASS A FATALITIES/FATALITY RATE FY COMPARISON: | 0/0.00 | 3/2.94 |
| FY25 FATALITIES/FATALITY RATE: | 6/3.48 | |
| 10-YEAR AVERAGE (FY16-FY25) FATALITIES/FATALITY RATE: | 6.00/3.25 | |

*see last slide for definition of UCI/LCI



CLASS 'A' - OFF-DUTY MISHAPS

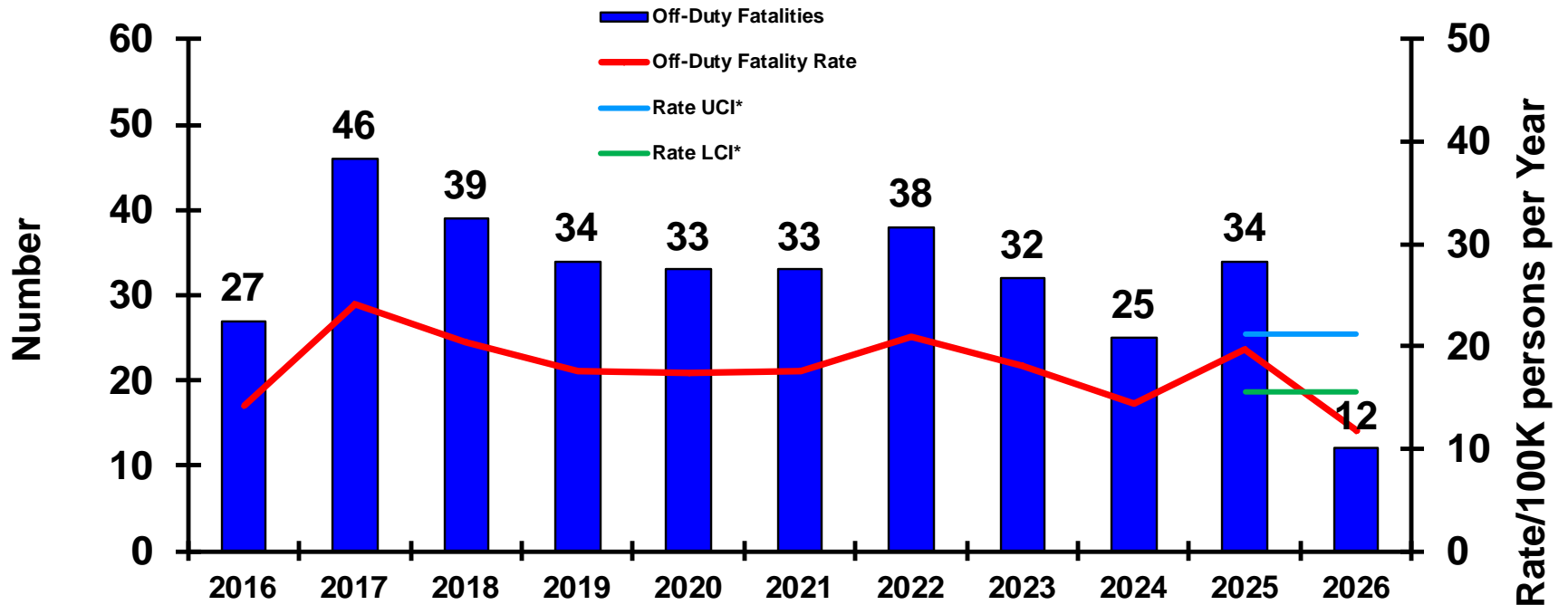


| | <u>5-May-26</u> | <u>5-May-25</u> |
|---|-----------------|-----------------|
| CLASS A MISHAPS/MISHAP RATE FY COMPARISON: | 12/11.75 | 22/21.54 |
| FY25 MISHAPS/MISHAP RATE: | 36/20.86 | |
| 10-YEAR AVERAGE (FY16-FY25) MISHAPS/MISHAP RATE: | 35.40/19.19 | |

*see last slide for definition of UCI/LCI



CLASS 'A' - OFF-DUTY FATALITIES



Slide does not show Government Civilian Fatalities: FY26 - 0

Slide does not show Permanent Total Disability (PTD) : FY26 - 0

| | <u>5-May-26</u> | <u>5-May-25</u> |
|--|-----------------|-----------------|
| CLASS A FATALITIES/FATALITY RATE FY COMPARISON: | 12/11.75 | 20/19.58 |
| FY25 FATALITIES/FATALITY RATE: | 34/19.70 | |
| 10-YEAR AVERAGE (FY16-FY25) FATALITIES/FATALITY RATE: | 34.10/18.49 | |

*see last slide for definition of UCI/LCI



USN - SHORT NARRATIVES

USN CLASS 'A' - AVIATION CLASS A MISHAPS (includes UAS/UAV, FRMs and AGMs not included in the Flight Slide) (10)

- **CLASS 'A' FLIGHT MISHAPS (3)**

- 25 Mar 2026 (Lemoore, CA) F/A-18F experienced engine fire on takeoff, landed safely. No injury to aircrew.
- 23 Jan 2026 (NAS Fallon, NV) F-16D damaged during aborted takeoff, no injury to aircrew.
- 26 Oct 2025 (Location Withheld – OPSEC) Multiple aircraft involved in at-sea mishap.

- **CLASS 'A' FLIGHT-RELATED MISHAPS (FREL) (0)**

- NSTR

- **CLASS 'A' AGM MISHAPS (5)**

- 19 Apr 2026 (Location Withheld – OPSEC) F/A-18F had engine fire on deck, no injury to aircrew nor maintenance personnel.
- 18 Mar 2026 (Location Withheld - OPSEC) Parked P-8A damaged when foreign aircraft taxied into it, no injury to aircrew.
- 19 Feb 2026 (NAS Lemoore, CA) F/A-18F sustained engine damage on deck during maintenance, no injury to personnel.
- 21 Jan 2026 (NAS Corpus Christi, TX) T-6B ground mishap, no injury to aircrew.
- 12 Dec 2025 (Location Withheld – OPSEC) MQ-4C: Aircraft damaged during maintenance, no injury to the crew.

- **CLASS 'A' MISHAP – UAV (2)**

- 27 Apr 2026 (Location Withheld – OPSEC) MQ-4C damaged during flight, landed safely, no injury to personnel.
- 9 Apr 2026 (Location Withheld – OPSEC) MQ-4C crashed, no injury to personnel.



USN - SHORT NARRATIVES

USN CLASS 'A' - AFLOAT MISHAPS (6)

- **CLASS A SURFACE SHIP MISHAPS (4)**

- 13 Mar 2026 (Location Withheld – OPSEC) USS Ship experienced fire underway, minor injury to two personnel.
- 11 Feb 2026 (Location Withheld – OPSEC) USNS and USS Ship had collision at sea, minor damage to vessels and minor injury to two personnel.
- 7 Feb 2026 (Location Withheld – OPSEC) SVM fell overboard underway, presumed deceased.
- 5 Feb 2026 (Location Withheld – OPSEC) USS Ship sustained damage to equipment, no injury to crew.

- **CLASS A SUBMARINE MISHAPS (0)**

- NSTR

- **CLASS A DIVE/CNIC/NSW/NECC/OTHER MISHAPS (0)**

- NSTR

- **CLASS 'A' MSC AFLOAT MISHAPS (2)**

- 24 Nov 2025 (Location Withheld – OPSEC) USNS ship had underway mishap, damage to equipment, no injury to personnel.
- 19 Oct 2025 (Sasebo, Japan) CIVMAR sustained serious injury during fall resulting in permanent total disability.

USN CLASS 'A' - SHORE MISHAPS (1)

- **CLASS A SHORE MISHAPS (1)**

- 22 Oct 2025 (Lake Pend Oreille, ID) Government Civilian mishap, died at scene.

- **CLASS 'A' PHYSICAL TRAINING MISHAPS (0)**

- NSTR



USN - SHORT NARRATIVES

USN CLASS 'A' - ON-DUTY MOTOR VEHICLE MISHAPS (1)

- CLASS 'A' TACTICAL VEHICLE MISHAPS (0)
 - NSTR

- CLASS 'A' COMMERCIAL VEHICLE MISHAPS (0)

- CLASS 'A' GOVERNMENT POV MISHAP (1)
 - 17 Oct 2025 (Jacksonville, FL) SVM involved in a motorcycle accident, died at hospital.

USN CLASS 'A' - PMV FATALITIES (19)

- PMV-4 FATALITIES (8)
 - 24 Apr 2026 (Roanoke Rapids, NC) SVM involved in motor vehicle accident, died at scene.
 - 12 Apr 2026 (La Mesa, CA) SVM involved in a motor vehicle accident, died at scene.
 - 18 Mar 2026 (Pomfret, CT) SVM involved in a motor vehicle accident, died at scene.
 - 15 Feb 2026 (Tacoma, WA) SVM involved in a motor vehicle accident, died at scene.
 - 8 Feb 2026 (Escondido, CA) SVM involved in motor vehicle mishap, succumbed to injuries on 9 Feb 2026.
 - 26 Jan 2026 (Waukegan, IL) SVM involved in a motor vehicle accident, died at scene.
 - 17 Jan 2026 (Camp Lemonnier, Djibouti) SVM involved in a motor vehicle accident, died at hospital.
 - 28 Dec 2025 (Santa Paula, CA) SVM involved in a motor vehicle accident, died at scene.

- PMV-2 FATALITIES (10)
 - 27 Mar 2026 (Chula Vista, CA) SVM involved in a motorcycle accident, died at scene.
 - 7 Mar 2026 (Norfolk, VA) SVM involved in a motorcycle accident, died at scene.
 - 3 Jan 2026 (Fountain Inn, SC) SVM involved in a motorcycle accident, died at scene.
 - 23 Dec 2025 (Jacksonville, FL) SVM involved in a motorcycle accident, died at scene.
 - 13 Dec 2025 (Norfolk, VA) SVM involved in a motorcycle accident, died at hospital.
 - 6 Nov 2025 (Honolulu, HI) SVM involved in a motorcycle accident, died at scene.
 - 25 Oct 2025 (Howard County, MD) SVM involved in a motorcycle accident, died at scene.
 - 25 Oct 2025 (Hanover County, MS) SVM involved in a motorcycle accident, died at hospital.
 - 7 Oct 2025 (New Braunfels, TX) SVM involved in a motorcycle accident, died at scene.
 - 1 Oct 2025 (Jacksonville, FL) SVM involved in a motorcycle accident, died at hospital.



USN - SHORT NARRATIVES

USN CLASS 'A' - PMV FATALITIES (18) - Continued

- **PMV-0 FATALITIES (1)**
 - 21 Jan 2026 (Oxnard, CA) SVM on bicycle hit by motor vehicle, died at hospital.

USN CLASS 'A' USN - OFF-DUTY/RECREATIONAL FATALITIES (8)

- **OFF-DUTY/REC FATALITIES (8)**
 - 7 Apr 2026 (Orlando, FL) SVM died from possible over-consumption of alcohol.
 - 7 Mar 2026 (Monterrey, CA) SVM found unresponsive in room, died at hospital.
 - 14 Feb 2026 (Morgantown, WV) SVM injured during snowboarding accident, succumbed to injuries on 5 Mar 2026.
 - 1 Jan 2026 (Mount Dora, FL) SVM injured while skateboarding, died at scene.
 - 24 Nov 2025 (IVO Lake Pontchartrain, LA) SVM involved in a recreational aircraft mishap, declared deceased.
 - 22 Nov 2025 (Kehaha, HI) SVM died from an apparent drowning.
 - 3 Nov 2025 (Jacksonville, FL) SVM found unresponsive in room, died at scene.
 - 5 Oct 2025 (Newport News, VA) SVM fell in home, died enroute to the hospital.

USN CLASS 'A' – PERMANENT TOTAL DISABILITIES (4)

- 15 Mar 2026 (Chula Vista, CA) SVM suffered life-threatening burns from residential house fire.
- 15 Feb 2026 (IVO Albany, NY) SVM involved in a skiing accident, resulting in permanent total disability.
- 19 Jan 2026 (Guam) SVM involved in a motorcycle accident, resulting in permanent total disability.
- 19 Oct 2025 (Sasebo, Japan) CIVMAR sustained serious injury during fall resulting in permanent total disability.



USMC - SHORT NARRATIVES

USMC CLASS 'A' AVIATION MISHAPS (includes UAS/UAV, FRMs and AGMs not included in the Flight Slide) (4)

- **CLASS A FLIGHT MISHAPS (3)**
 - 20 Mar 2026 (Location Withheld – OPSEC) AV-8B experienced mishap during aborted takeoff. No injury to aircrew.
 - 3 Feb 2026 (IVO Wheeler Army Airfield, HI) MV-22B engine failure in flight, aircraft landed safely, no injury to aircrew.
 - 16 Oct 2025 (MCAS Yuma, AZ) AH-1Z crashed during training mission, one pilot fatality and one pilot sustained serious injury.
- **CLASS 'A' FLIGHT-RELATED MISHAPS (FREL) (0)**
 - NSTR
- **CLASS 'A' AGM MISHAPS (1)**
 - 23 Mar 2026 (MCAS Iwakuni, Japan) F-35B engine damage discovered during maintenance. No injuries reported.
- **CLASS 'A' MISHAP – UAV (0)**
 - NSTR

USMC CLASS 'A' GROUND MISHAPS (2)

- **CLASS A GROUND MISHAPS (1)**
 - 30 Jan 2026 (Bridgeport, CA) SVM suffered medical emergency during training evolution, died at scene.
- **CLASS A PHYSICAL TRAINING MISHAPS (1)**
 - 5 Dec 2025 (Kailua, HI) SVM collapsed during command PT, succumbed to injuries at hospital.



USMC - SHORT NARRATIVES

USMC CLASS 'A' ON-DUTY MOTOR VEHICLE MISHAPS (1)

- **CLASS 'A' TACTICAL VEHICLE MISHAPS (1)**
 - 3 Dec 2025 (MCB Camp Pendleton, CA) SVM involved in a training mishap, died at scene.
- **CLASS 'A' COMMERCIAL VEHICLE MISHAPS (0)**
 - NSTR

USMC CLASS 'A' PMV FATALITIES (12)

- **PMV-4 FATALITIES (3)**
 - 20 Jan 2026 (Burgaw, NC) SVM involved in a motor vehicle accident, died at scene.
 - 12 Dec 2025 (Panorama City, CA) SVM involved in a motor vehicle accident, died at scene.
 - 10 Dec 2025 (Duplin, NC) SVM involved in a motor vehicle accident, died at scene.
- **PMV-2 FATALITIES (8)**
 - 25 Apr 2026 (Okinawa, Japan) SVM involved in a motorcycle accident, died at hospital.
 - 25 Apr 2026 (Benson, NC) SVM involved in a motorcycle accident, died at scene.
 - 17 Apr 2026 (Jacksonville, FL) SVM involved in a motorcycle accident, died at scene.
 - 19 Mar 2026 (La Jolla, CA) SVM involved in a motorcycle accident, died at hospital.
 - 7 Feb 2026 (Fallbrook, CA) SVM involved in a motorcycle accident, died at hospital.
 - 8 Dec 2025 (Lacey, WA) SVM involved in a motorcycle accident, died at scene.
 - 28 Oct 2025 (Irvine, CA) SVM involved in a motorcycle accident, died at scene.
 - 5 Oct 2025 (San Clemente, CA) SVM involved in a motorcycle accident, died at scene.
- **PMV-0 FATALITIES (1)**
 - 18 Apr 2026 (Hampton, VA) SVM involved in a motor vehicle accident, exited vehicle, hit by another vehicle, died at scene.



USMC - SHORT NARRATIVES

USMC CLASS 'A' OFF-DUTY/RECREATIONAL FATALITIES (0)

OFF-DUTY/REC FATALITIES (0)

- NSTR

USMC CLASS 'A' – PERMANENT TOTAL DISABILITIES (0)

- NSTR



Mishap Confidence Interval



- UCI = Upper Confidence Interval LCI = Lower Confidence Interval
- Rate values above the UCI or below the LCI infer a statistically significant change is probable. This is only an indicator. Significance cannot be determined until end-of-year.
- Values between the UCI and LCI infer that nothing significant has occurred to increase or decrease mishap rate.

(Confidence Interval is based on: Poisson Rate related to a Chi Squared Distribution and calculated using FY16-20 data except for the Lost Work Days and Lost Time Case slides which were based on a normal distribution).