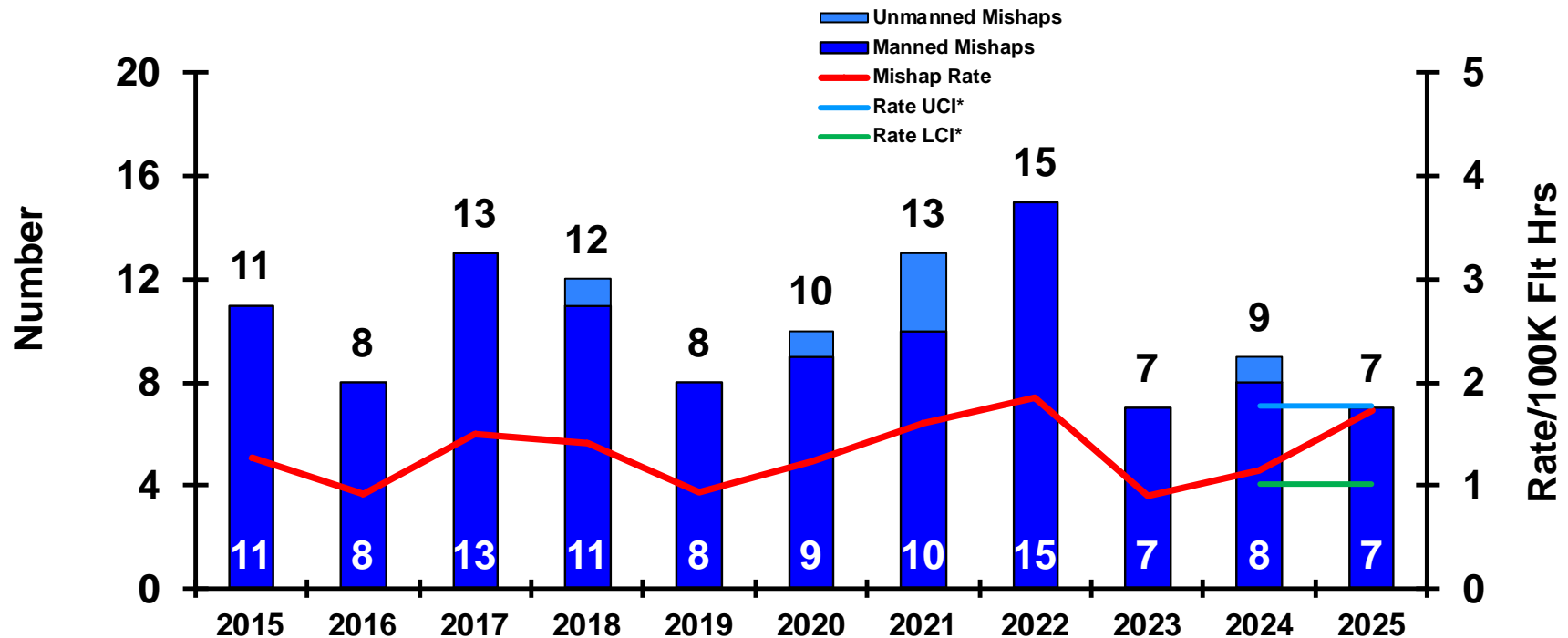




# CLASS 'A' - AVIATION MISHAPS

(This slide is the summary slide for Slides 2-4. Slides 2-4 provide additional detailed information)



**CLASS A MISHAPS/MISHAP RATE FY COMPARISON:**

**FY24 MISHAPS/MISHAP RATE:**

**10-YEAR AVERAGE (FY15-FY24) MISHAPS/MISHAP RATE:**

6-May-25

7/1.73

9/1.15

10.60/1.28

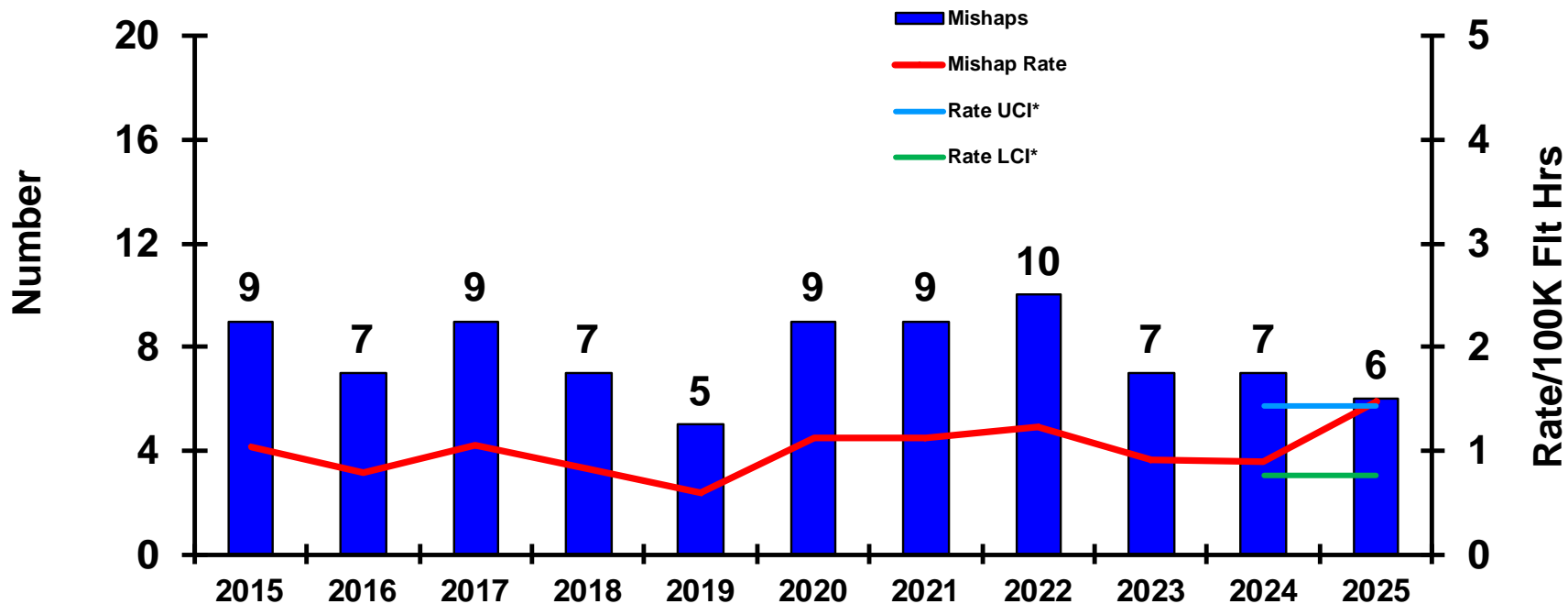
6-May-24

6/1.29



# **CLASS 'A' - FLIGHT MISHAPS**

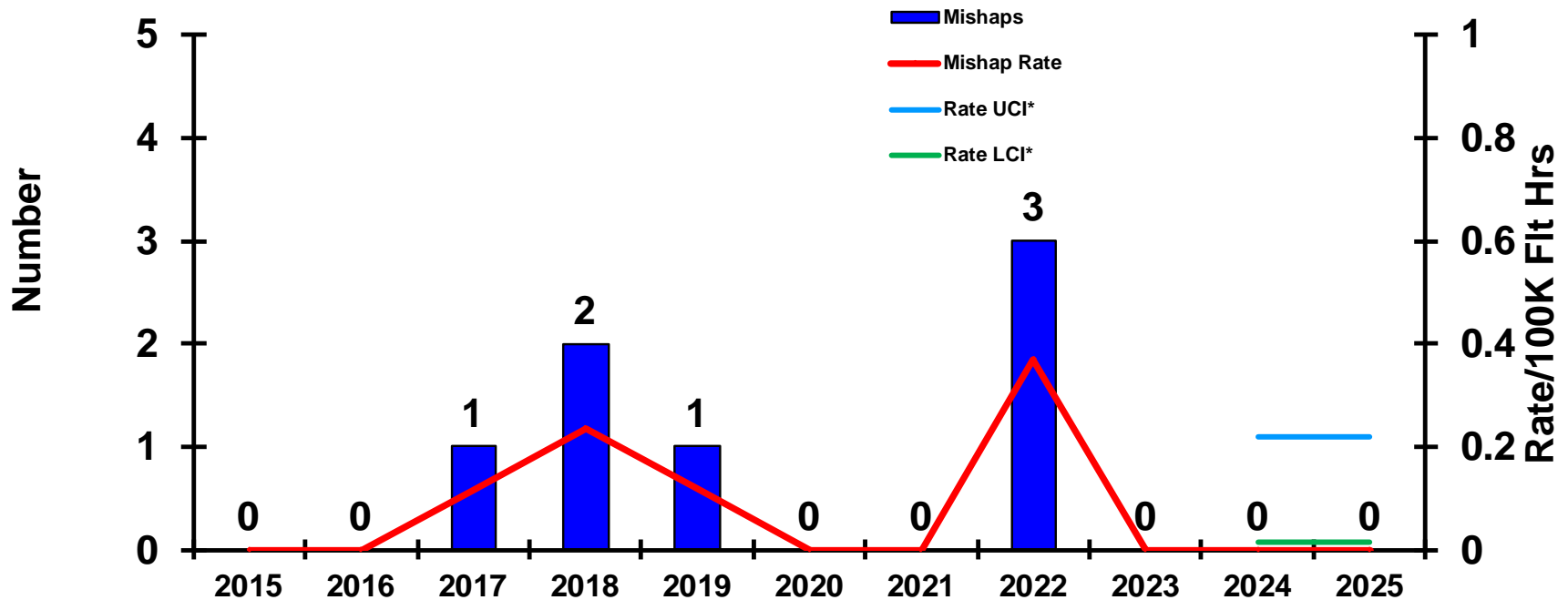
*Manned Aircraft Only*



	6-May-25	6-May-24
<b>CLASS A MISHAPS/MISHAP RATE FY COMPARISON:</b>	6/1.48	5/1.08
<b>FY24 MISHAPS/MISHAP RATE:</b>	7/0.90	
<b>10-YEAR AVERAGE (FY15-FY24) MISHAPS/MISHAP RATE:</b>	7.90/0.95	



# CLASS 'A' - FLIGHT-RELATED (FREL) MISHAPS *Manned Aircraft Only*



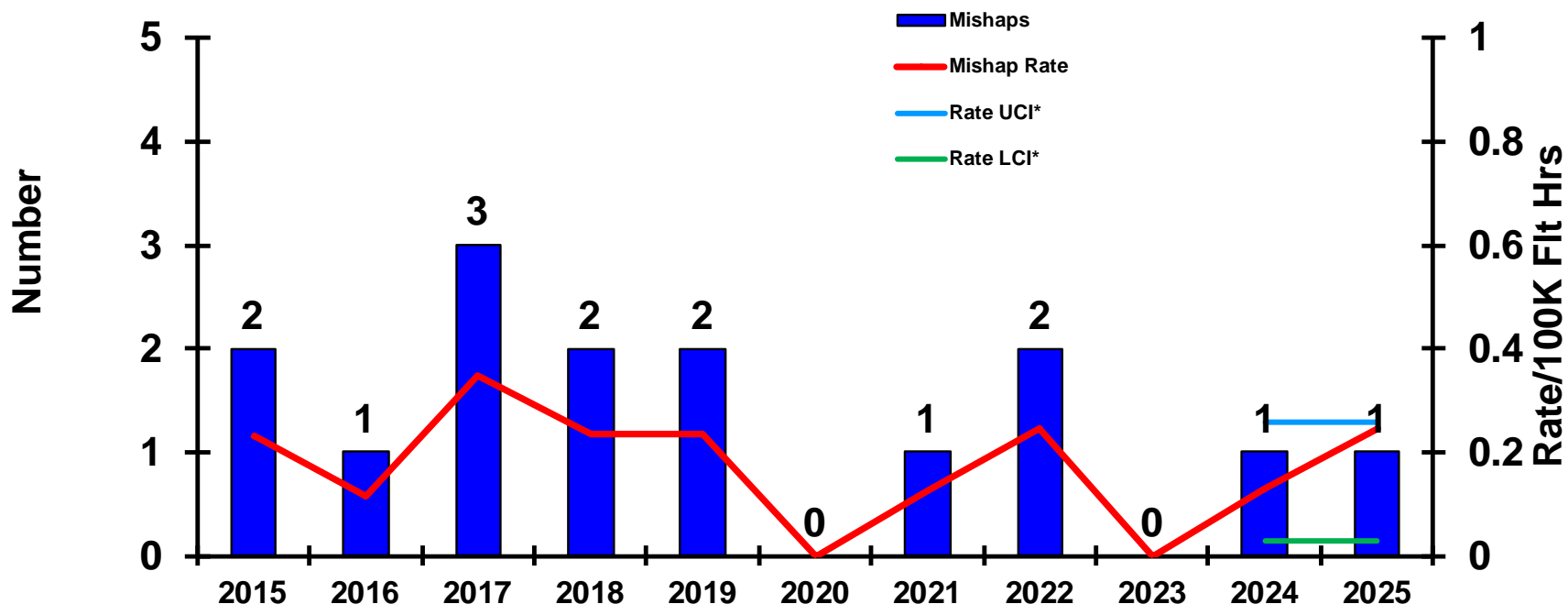
	6-May-25	6-May-24
CLASS A MISHAPS/MISHAP RATE FY COMPARISON:	0/0.00	0/0.00
FY24 MISHAPS/MISHAP RATE:	0/0.00	
10-YEAR AVERAGE (FY15-FY24) MISHAPS/MISHAP RATE:	0.70/0.08	



# **CLASS 'A' - AVIATION GROUND MISHAPS**

## **(AGM)**

*Manned Aircraft Only*



**CLASS A MISHAPS/MISHAP RATE FY COMPARISON:**

**FY24 MISHAPS/MISHAP RATE:**

**10-YEAR AVERAGE (FY15-FY24) MISHAPS/MISHAP RATE:**

**6-May-25**

1/0.25

1/0.13

1.40/0.17

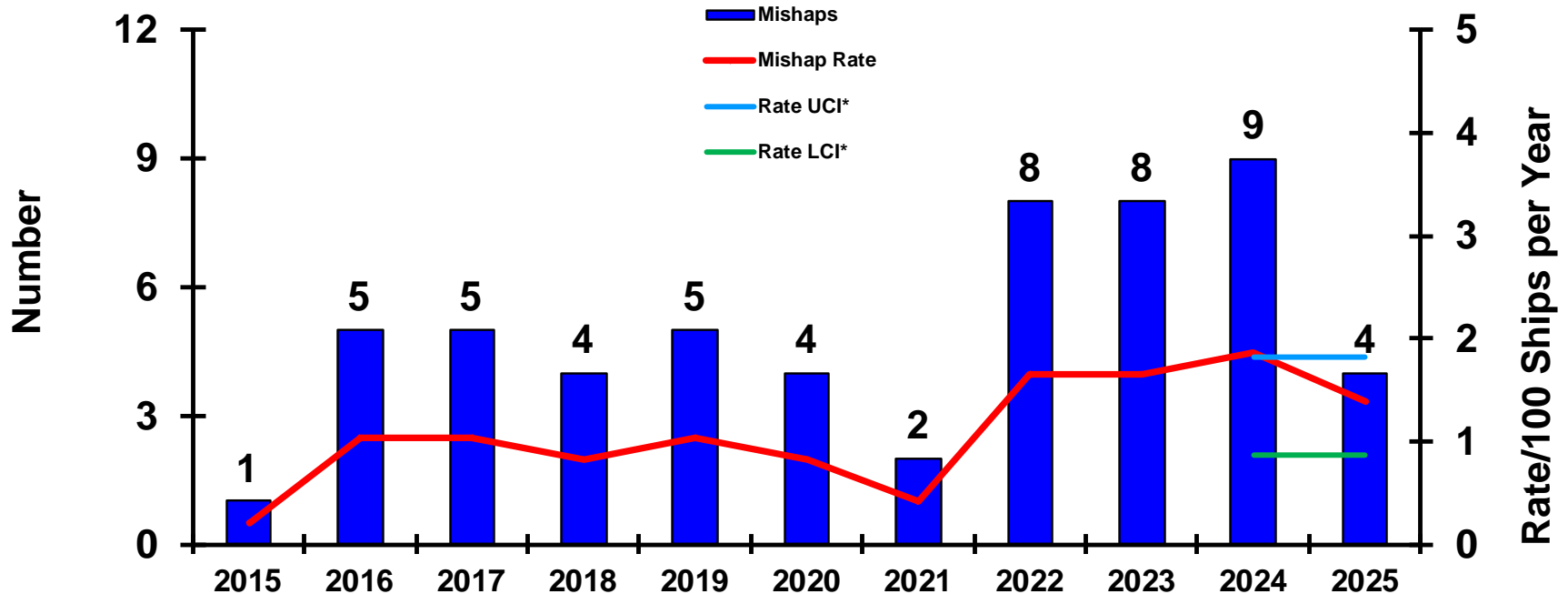
**6-May-24**

0/0.00



# CLASS 'A' - AFLOAT MISHAPS

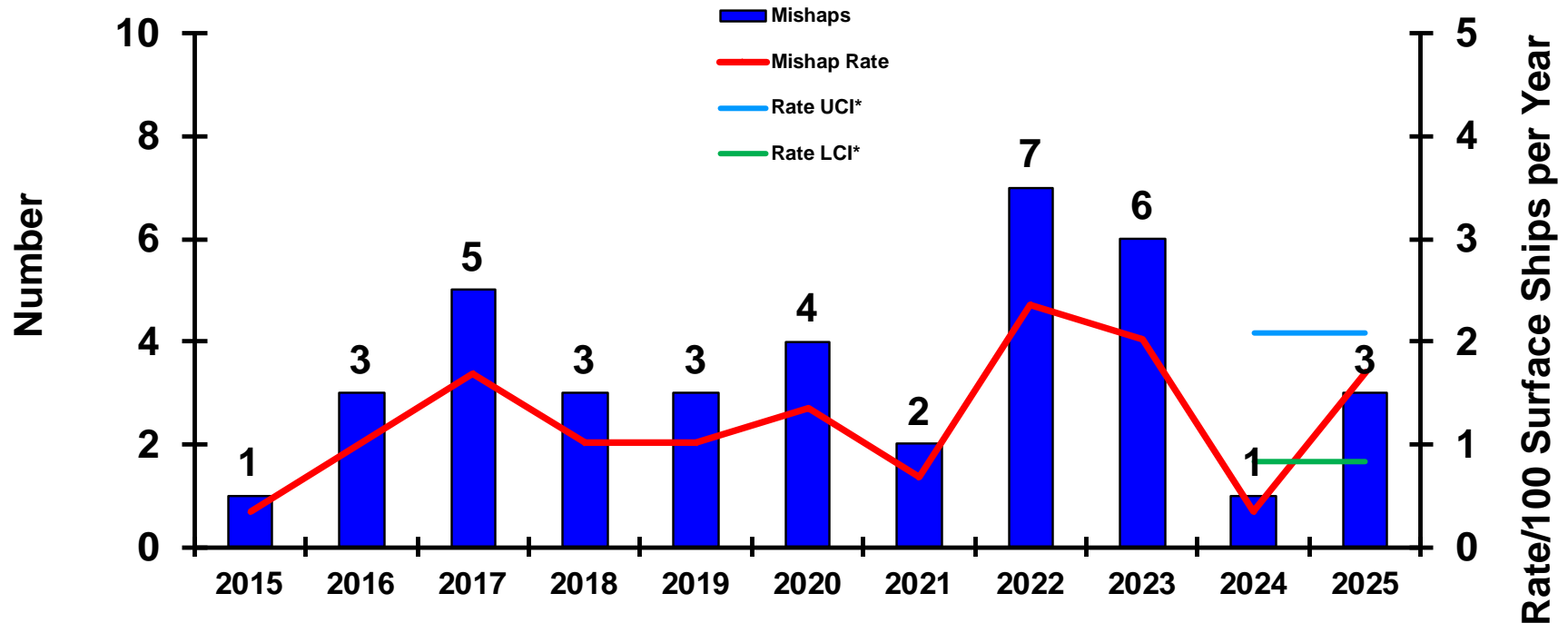
(This slide is the summary slide for Slides 6-9. Slides 6-9 provide additional detailed information)



	6-May-25	6-May-24
CLASS A MISHAPS/MISHAP RATE FY COMPARISON:	4/1.39	6/2.09
FY24 MISHAPS/MISHAP RATE:	9/1.86	
10-YEAR AVERAGE (FY15-FY24) MISHAPS/MISHAP RATE:	5.10/1.06	



# CLASS 'A' - SURFACE SHIP MISHAPS



**CLASS A MISHAPS/MISHAP RATE FY COMPARISON:**

**FY24 MISHAPS/MISHAP RATE:**

**10-YEAR AVERAGE (FY15-FY24) MISHAPS/MISHAP RATE:**

6-May-25

3/1.70

1/0.34

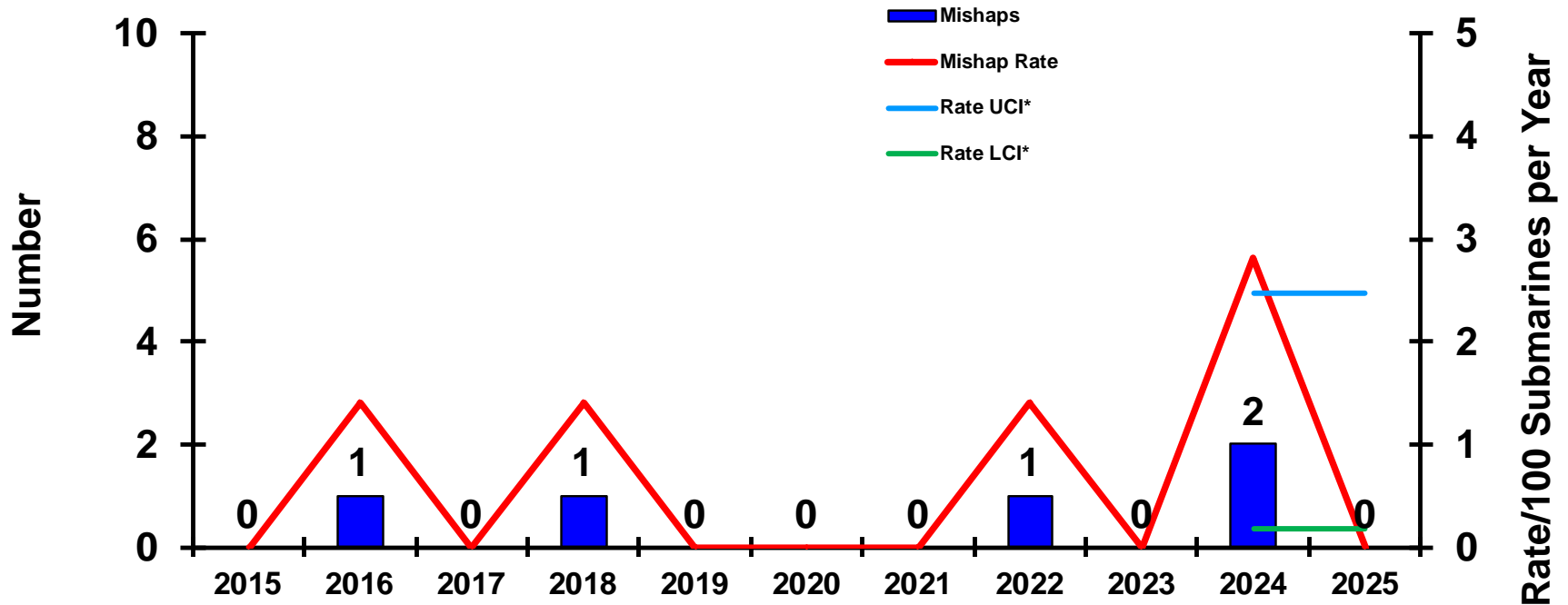
3.50/1.18

6-May-24

1/0.57



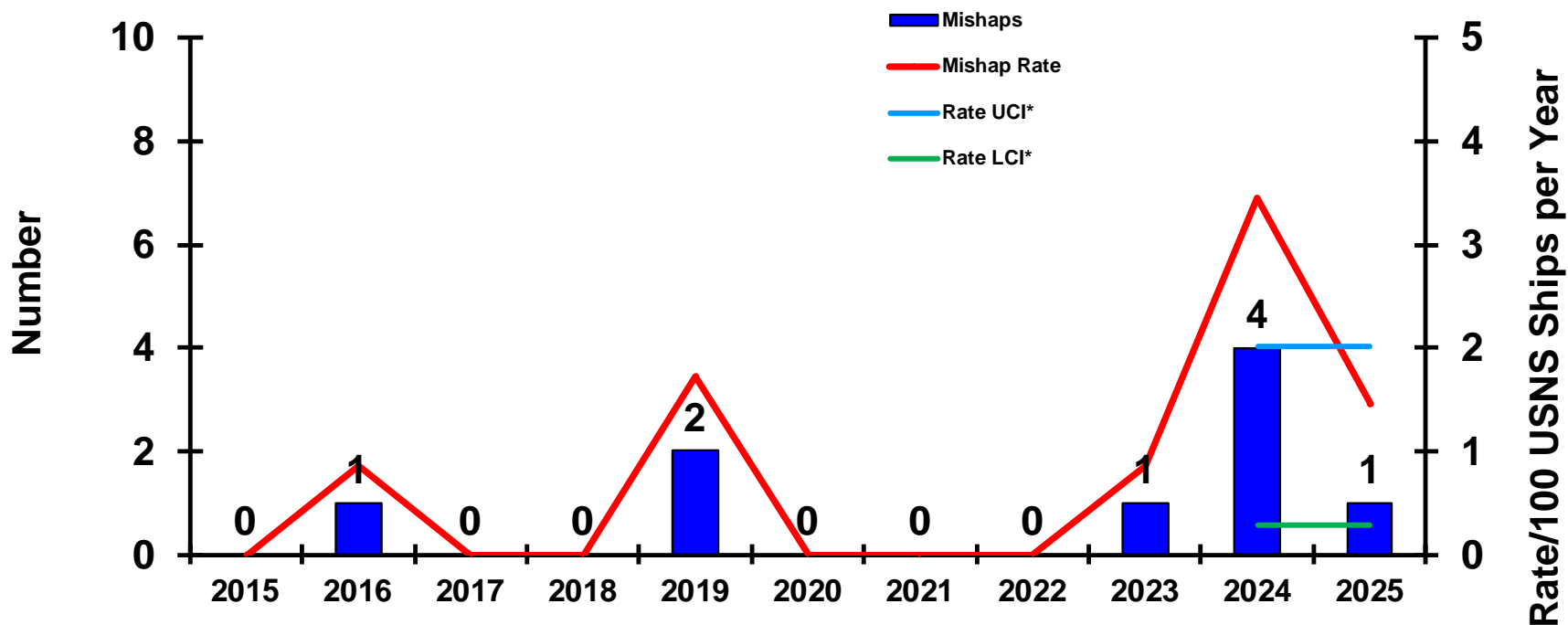
# CLASS 'A' - SUBMARINE MISHAPS



	6-May-25	6-May-24
CLASS A MISHAPS/MISHAP RATE FY COMPARISON:	0/0.00	1/2.37
FY24 MISHAPS/MISHAP RATE:	2/2.82	
10-YEAR AVERAGE (FY15-FY24) MISHAPS/MISHAP RATE:	0.50/0.70	



# **CLASS 'A' - MILITARY SEALIFT COMMAND** **(MSC) AFLOAT MISHAPS**

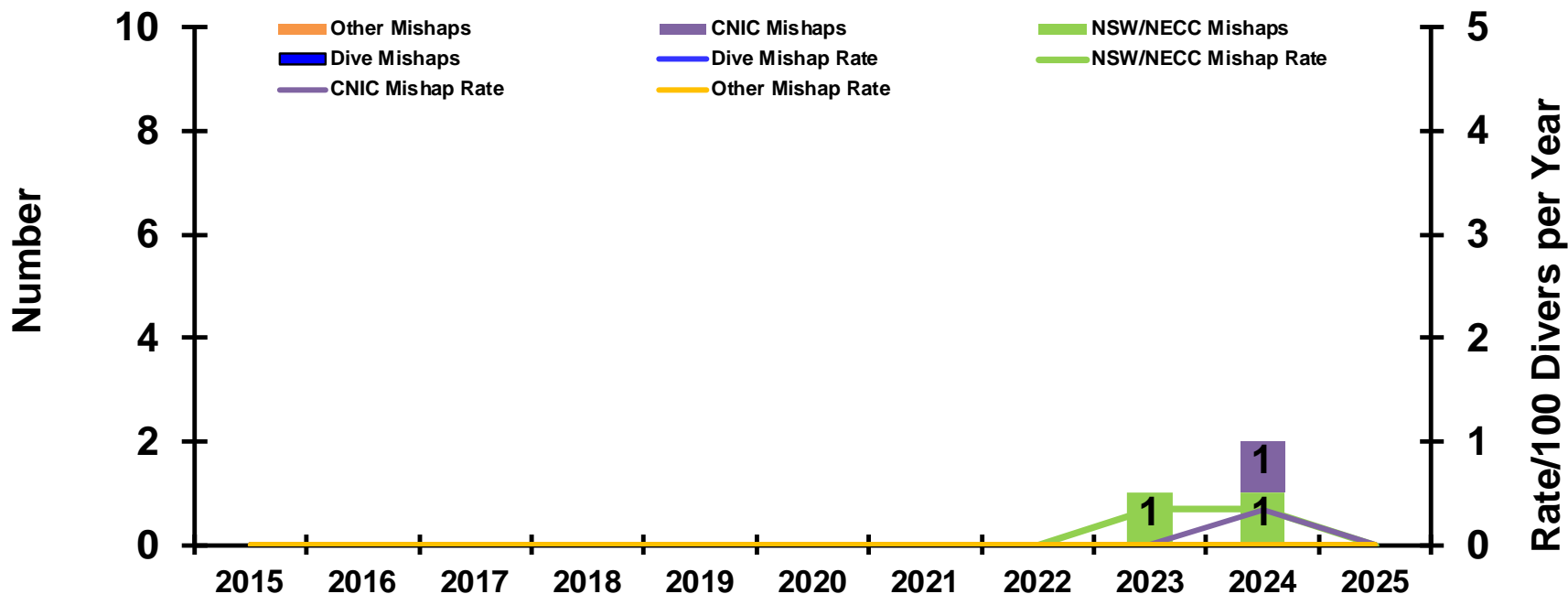


	6-May-25	6-May-24
<b>CLASS A MISHAPS/MISHAP RATE FY COMPARISON:</b>	1/1.45	2/2.90
<b>FY24 MISHAPS/MISHAP RATE:</b>	4/3.45	
<b>10-YEAR AVERAGE (FY15-FY24) MISHAPS/MISHAP RATE:</b>	0.80/0.69	





# CLASS 'A' – DIVE/CNIC/NSW/NECC/OTHER MISHAPS



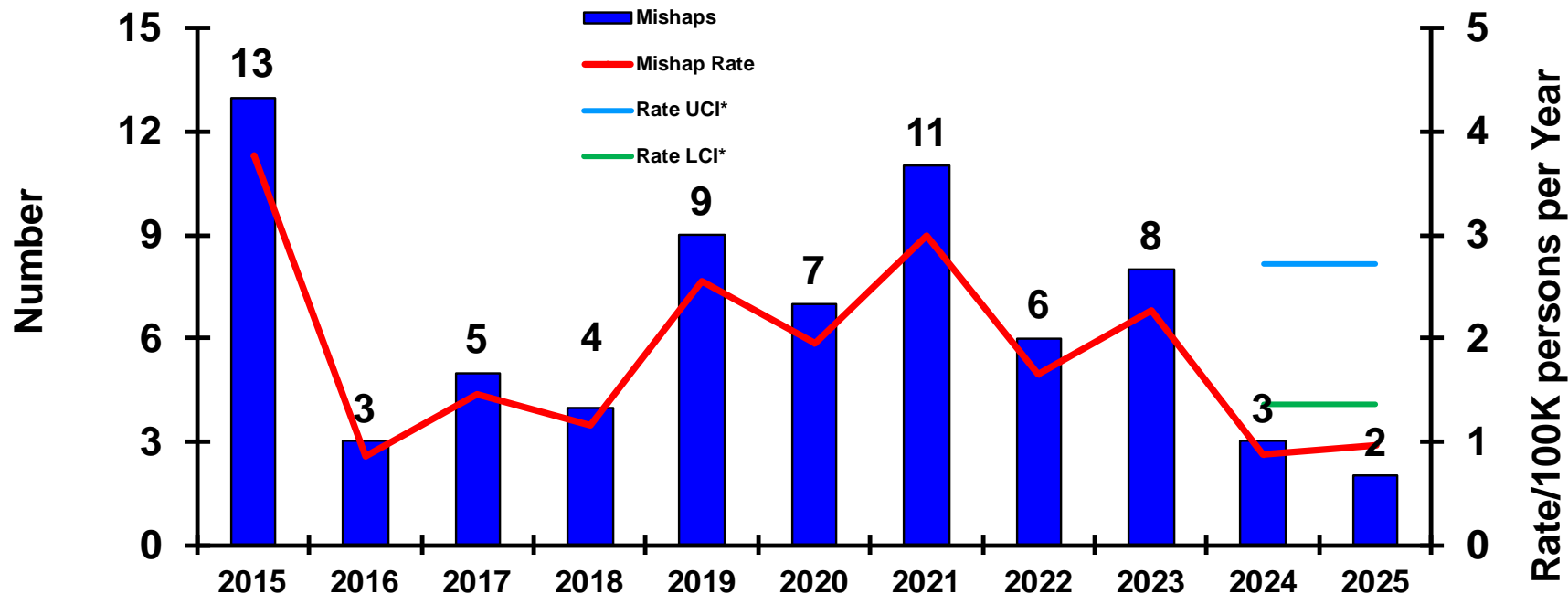
	Dive		NSW/NECC		CNIC		Other	
	6-May-25	6-May-24	6-May-25	6-May-24	6-May-25	6-May-24	6-May-25	6-May-24
CLASS A COMPARISON:	0/0.00	0/0.00	0/0.00	1/0.57	0/0.00	1/0.57	0/0.00	0/0.00
FY24 MISHAPS/MISHAP RATE:	0/0.00		1/0.34		1/0.34		0/0.00	
10-YEAR AVERAGE	0.00/0.00		0.20/0.07		0.10/0.03		0.00/0.00	

\*see last slide for definition of UCI/LCI



# CLASS 'A' - SHORE ON-DUTY MISHAPS

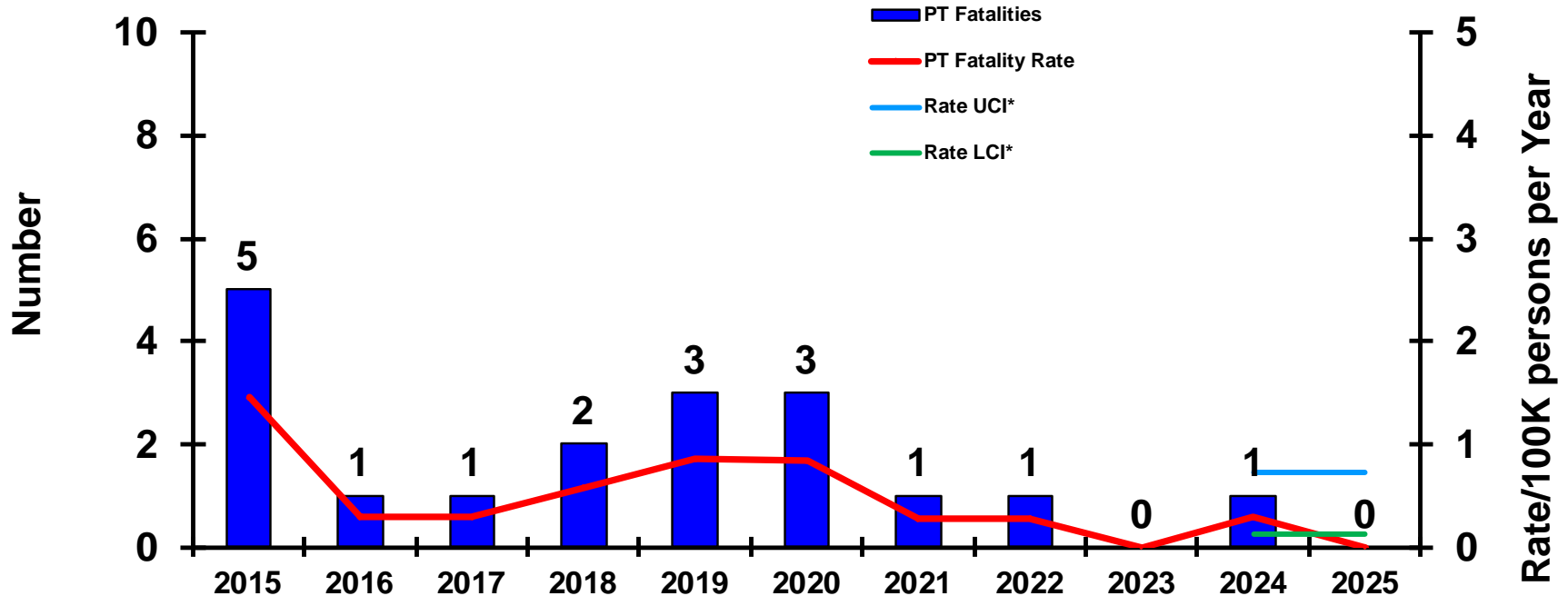
(This slide is the summary slide for Slides 11-14. Slides 11-14 provide additional detailed information)



	6-May-25	6-May-24
CLASS A MISHAPS/MISHAP RATE FY COMPARISON:	2/0.97	2/0.97
FY24 MISHAPS/MISHAP RATE:	3/0.87	
10-YEAR AVERAGE (FY15-FY24) MISHAPS/MISHAP RATE:	6.90/1.96	



# CLASS 'A' - PHYSICAL TRAINING FATALITIES

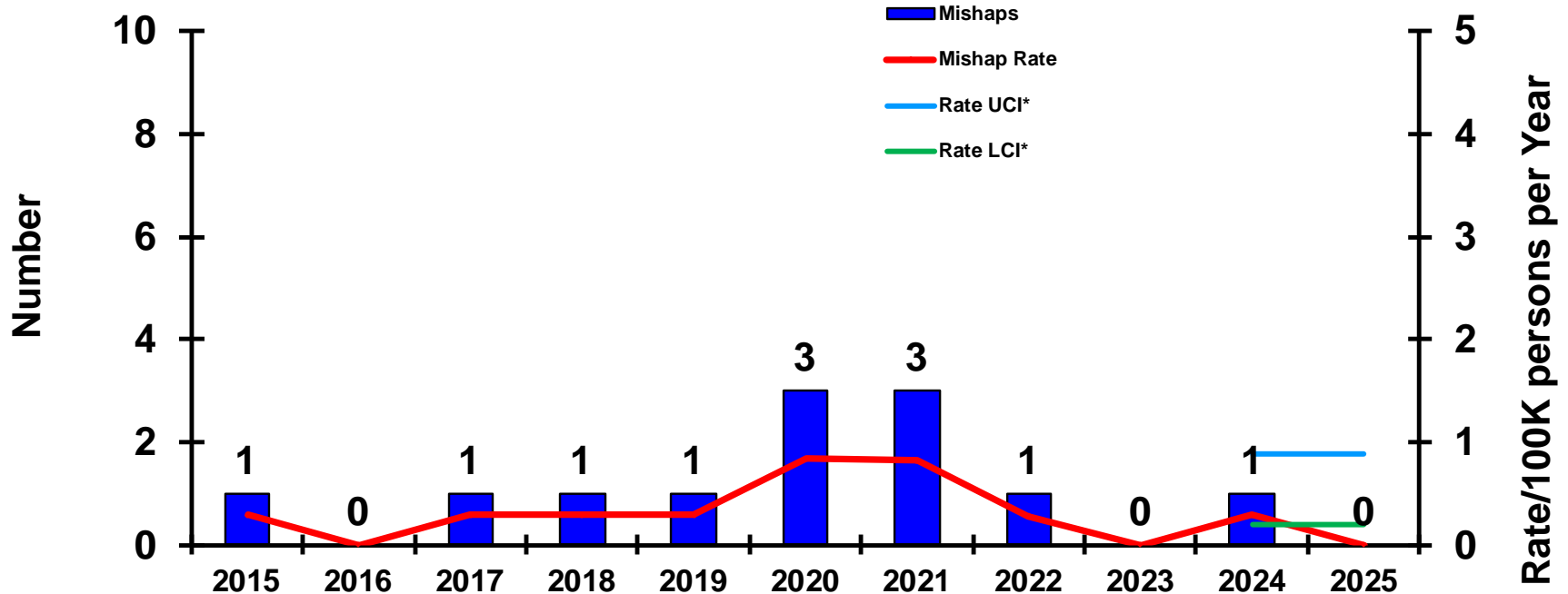


	6-May-25	6-May-24
CLASS A FATALITIES/FATALITY RATE FY COMPARISON:	0/0.00	1/0.49
FY24 FATALITIES/FATALITY RATE:	1/0.29	
10-YEAR AVERAGE (FY15-FY24) FATALITIES/FATALITY RATE:	1.80/0.51	

\*see last slide for definition of UCI/LCI



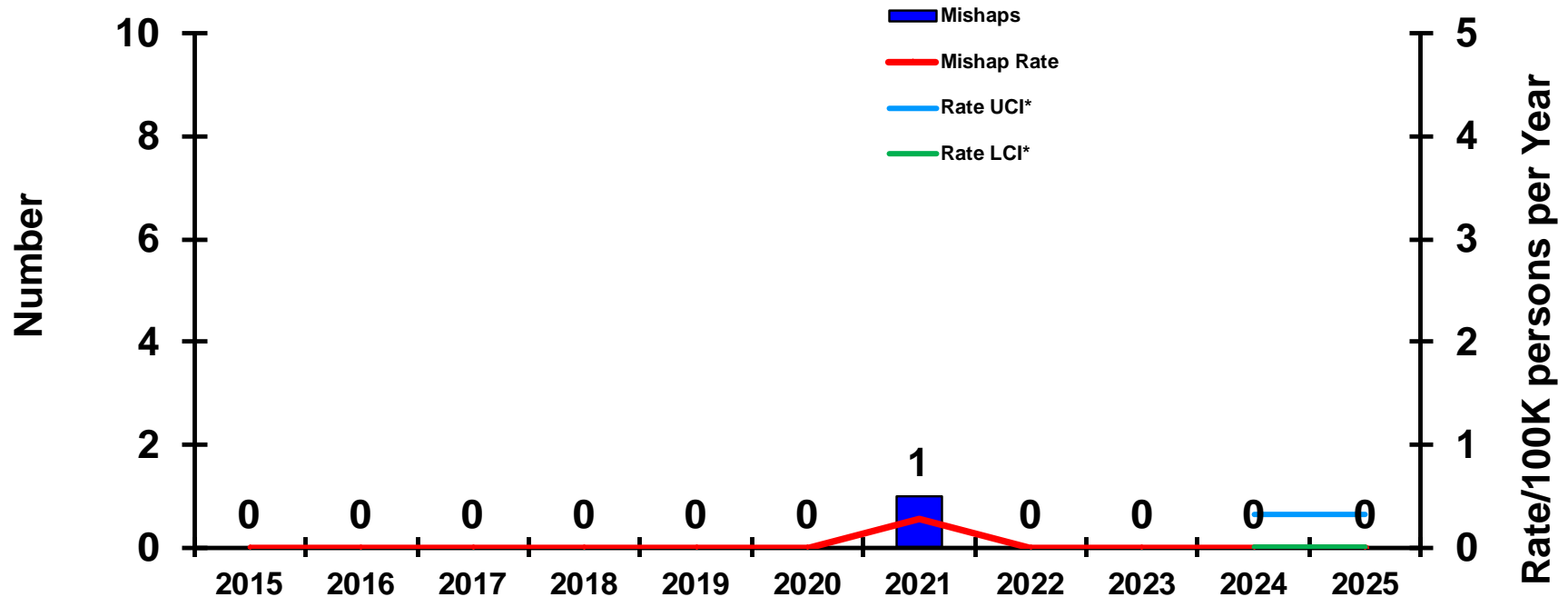
# CLASS 'A' - ON-DUTY MOTOR VEHICLE (MV) MISHAPS



	6-May-25	6-May-24
CLASS A MISHAPS/MISHAP RATE FY COMPARISON:	0/0.00	1/0.49
FY24 MISHAPS/MISHAP RATE:	1/0.29	
10-YEAR AVERAGE (FY15-FY24) MISHAPS/MISHAP RATE:	1.20/0.34	



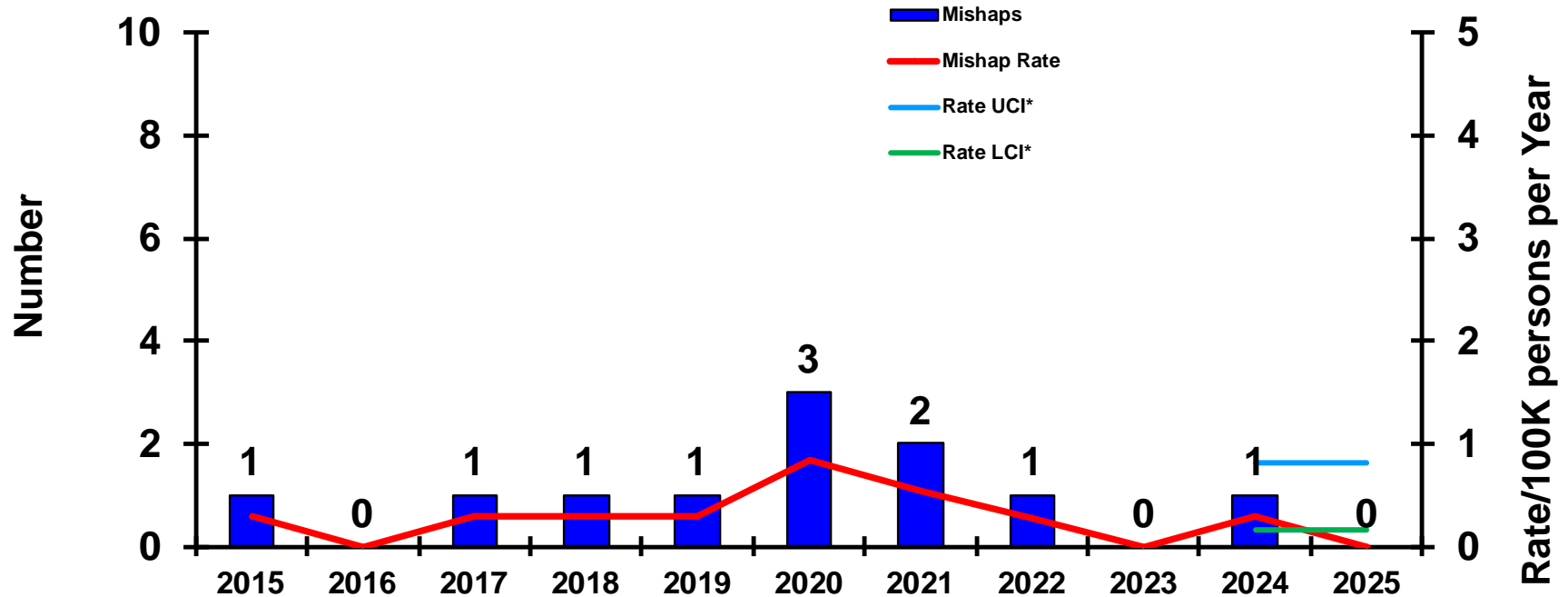
# CLASS 'A' - TACTICAL VEHICLE (TACVEH) MISHAPS



	6-May-25	6-May-24
CLASS A MISHAPS/MISHAP RATE FY COMPARISON:	0/0.00	0/0.00
FY24 MISHAPS/MISHAP RATE:	0/0.00	
10-YEAR AVERAGE (FY15-FY24) MISHAPS/MISHAP RATE:	0.10/0.03	



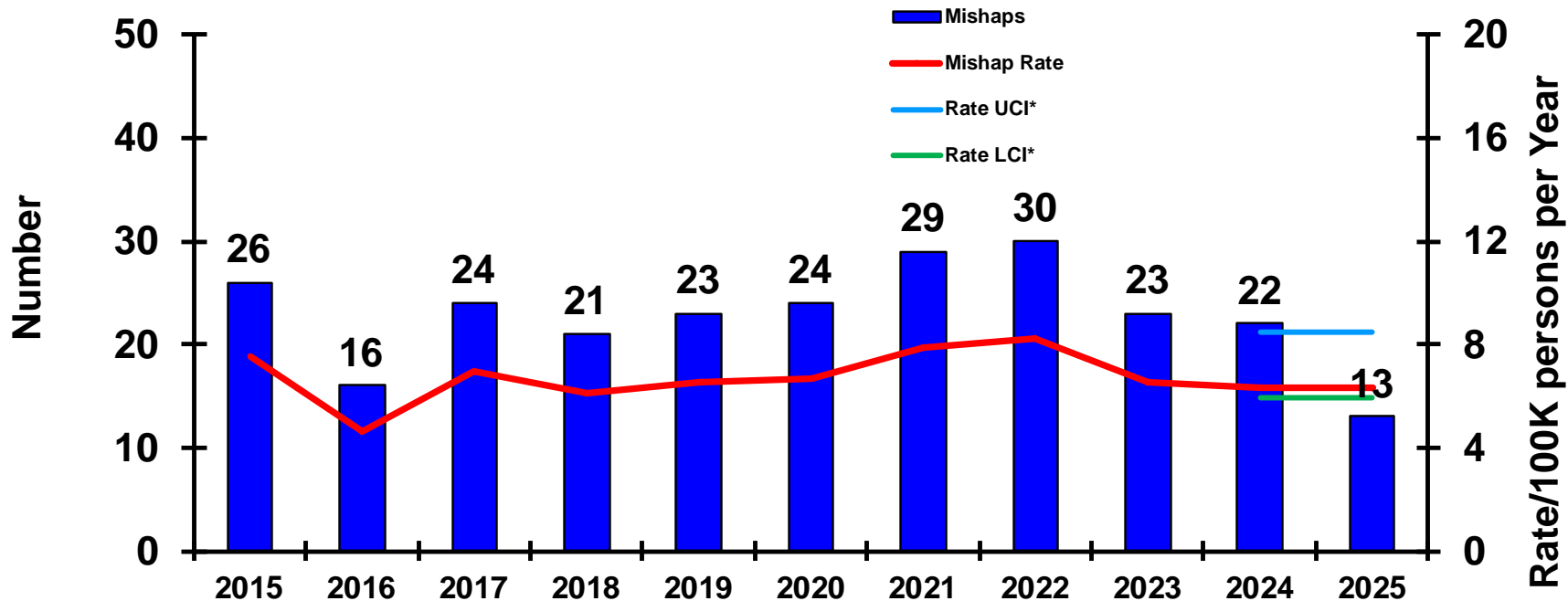
# CLASS 'A' - COMMERCIAL VEHICLE (COMMVEH) MISHAPS



	6-May-25	6-May-24
CLASS A MISHAPS/MISHAP RATE FY COMPARISON:	0/0.00	1/0.49
FY24 MISHAPS/MISHAP RATE:	1/0.29	
10-YEAR AVERAGE (FY15-FY24) MISHAPS/MISHAP RATE:	1.10/0.31	



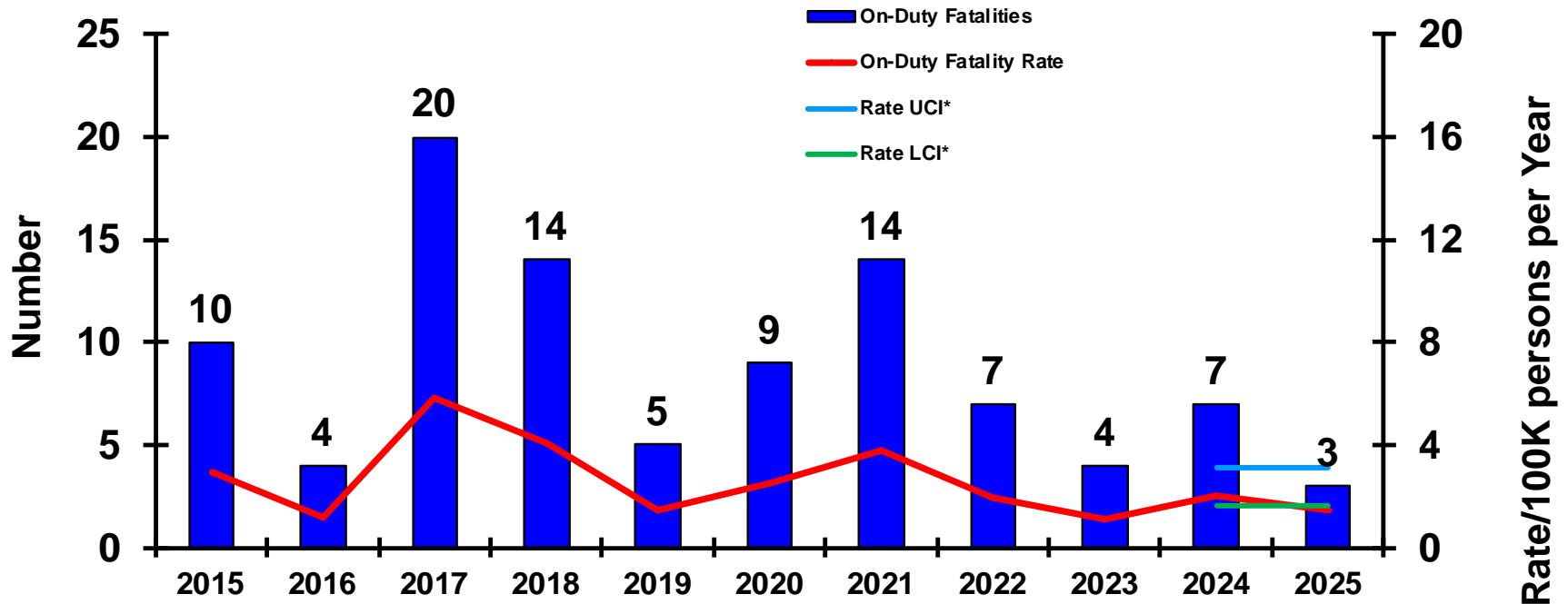
## CLASS 'A' - ON-DUTY MISHAPS



	6-May-25	6-May-24
CLASS A MISHAPS/MISHAP RATE FY COMPARISON:	13/6.31	15/7.29
FY24 MISHAPS/MISHAP RATE:	22/6.35	
10-YEAR AVERAGE (FY15-FY24) MISHAPS/MISHAP RATE:	23.80/6.75	



# CLASS 'A' - ON-DUTY FATALITIES



Slide does not show Government Civilian Fatalities: FY25 - 0

Slide does not show Permanent Total Disability (PTD) : FY25 - 0

	6-May-25	6-May-24
<b>CLASS A FATALITIES/FATALITY RATE FY COMPARISON:</b>	3/1.46	5/2.43
<b>FY24 FATALITIES/FATALITY RATE:</b>	7/2.02	
<b>10-YEAR AVERAGE (FY15-FY24) FATALITIES/FATALITY RATE:</b>	9.40/2.67	

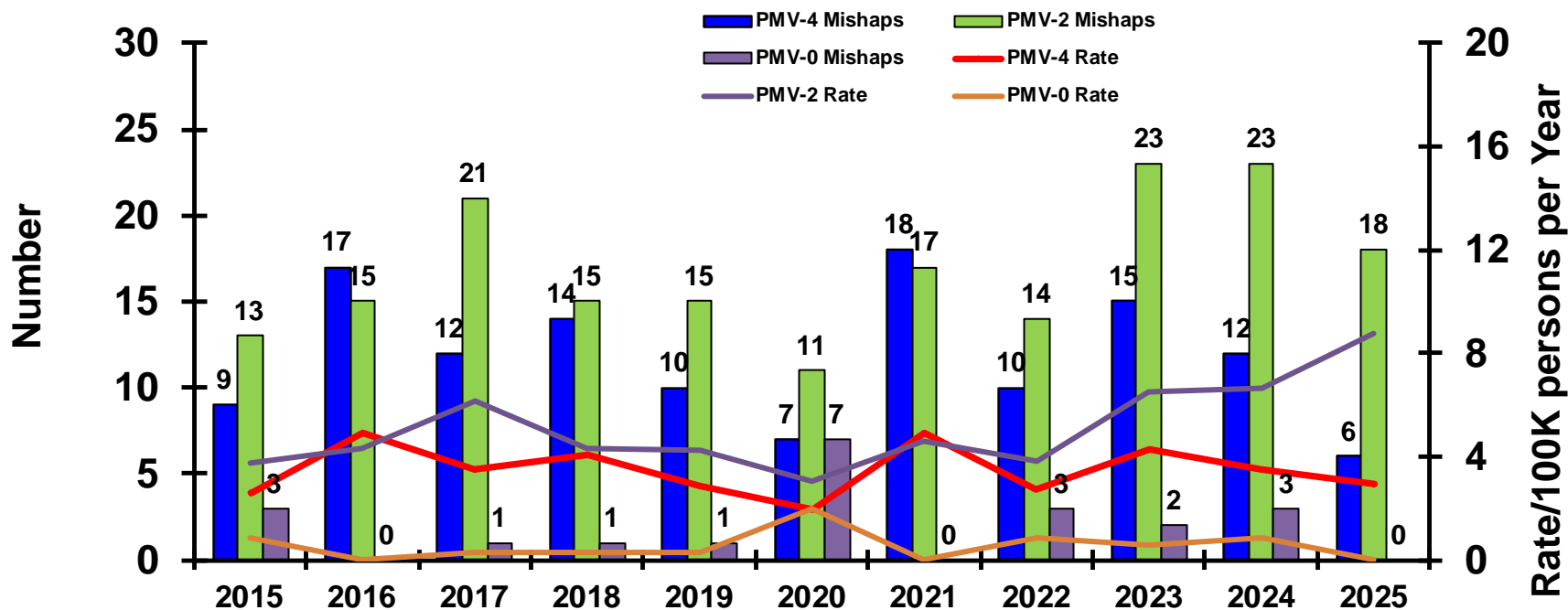
\*see last slide for definition of UCI/LCI





# CLASS 'A' - PRIVATE MOTOR VEHICLES (PMV) MISHAPS

(This slide is the summary slide for Slides 18-21. Slides 18-21 provide additional detailed information)



CLASS A MISHAPS/MISHAP RATE FY COMPARISON:

FY24 MISHAPS/MISHAP RATE:

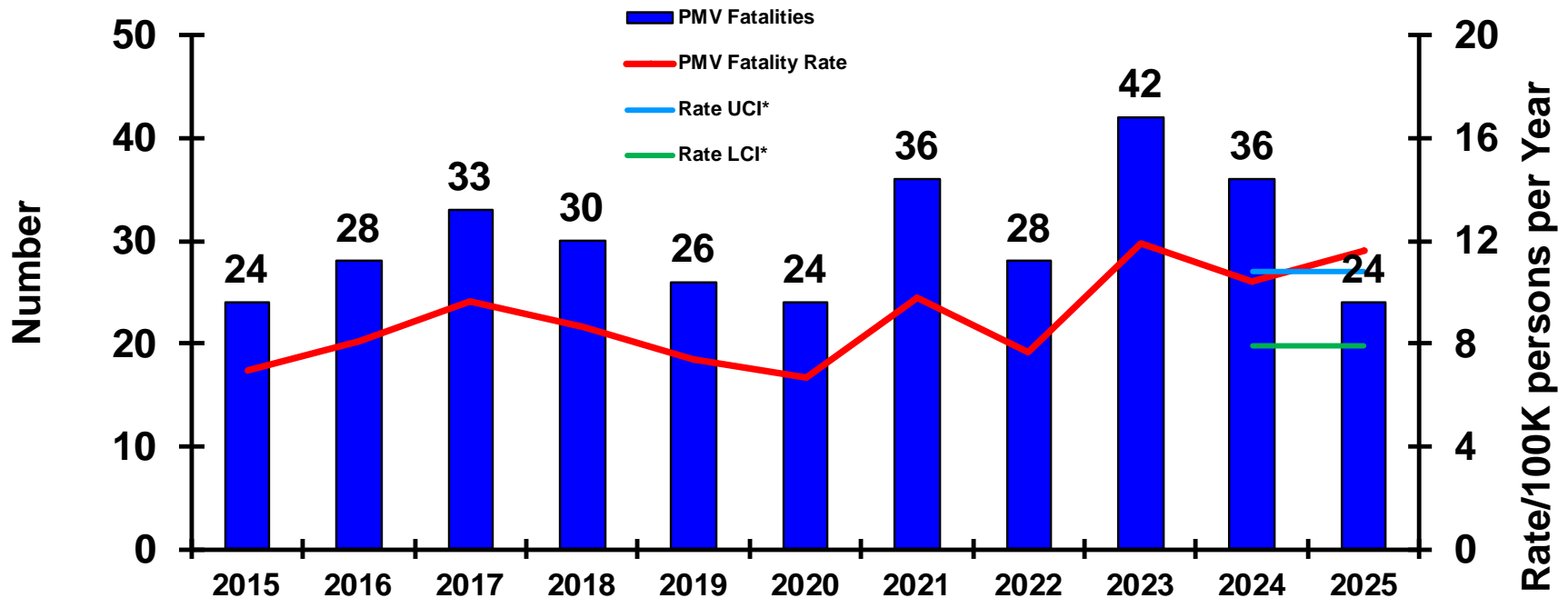
10-YEAR AVERAGE (FY15-FY24) MISHAPS/MISHAP RATE:

PMV-4		PMV-2		PMV-0	
6-May-25	6-May-24	6-May-25	6-May-24	6-May-25	6-May-24
6/2.91	4/1.94	18/8.74	12/5.83	0/0.00	3/1.46
		23/6.64		3/0.87	
		16.70/4.74		2.10/0.60	



# CLASS 'A' - PRIVATE MOTOR VEHICLE (PMV) FATALITIES

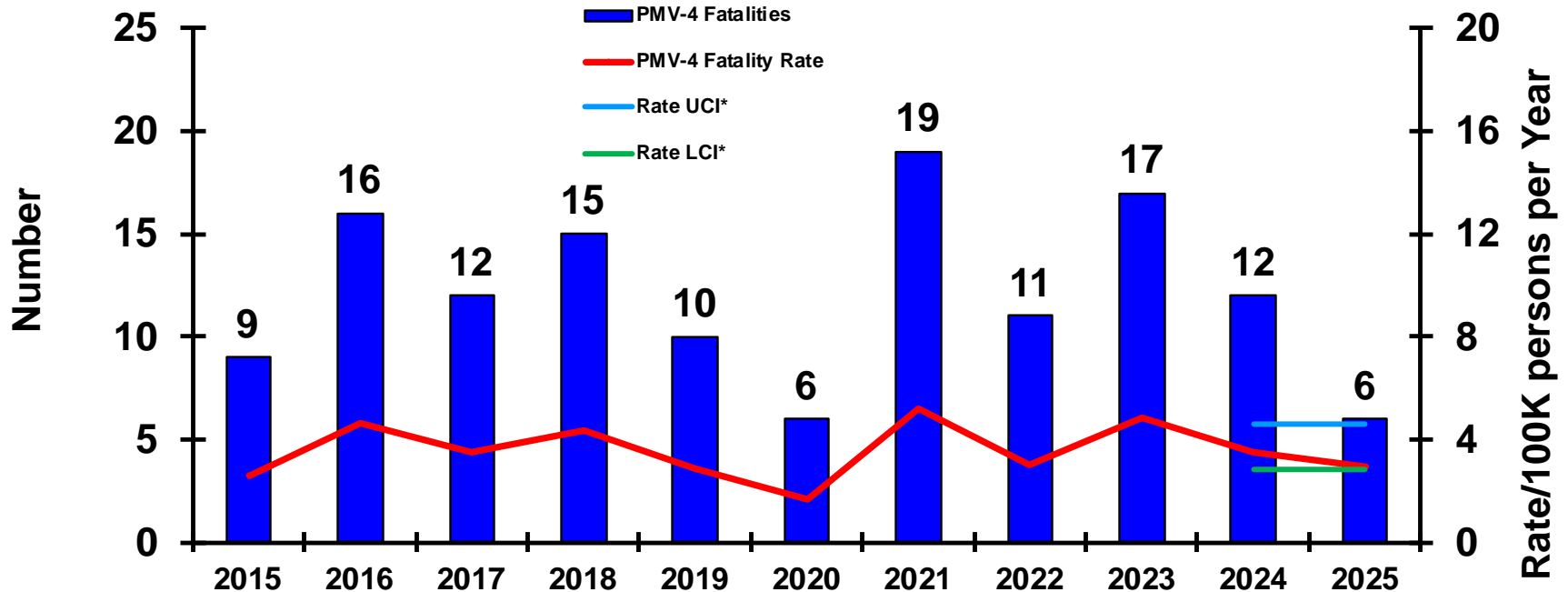
(This slide is the summary slide for Slides 19-21. Slides 19-21 provide additional detailed information)



	6-May-25	6-May-24
CLASS A FATALITIES/FATALITY RATE FY COMPARISON:	24/11.66	16/7.77
FY24 FATALITIES/FATALITY RATE:	36/10.40	
10-YEAR AVERAGE (FY15-FY24) FATALITIES/FATALITY RATE:	30.70/8.71	



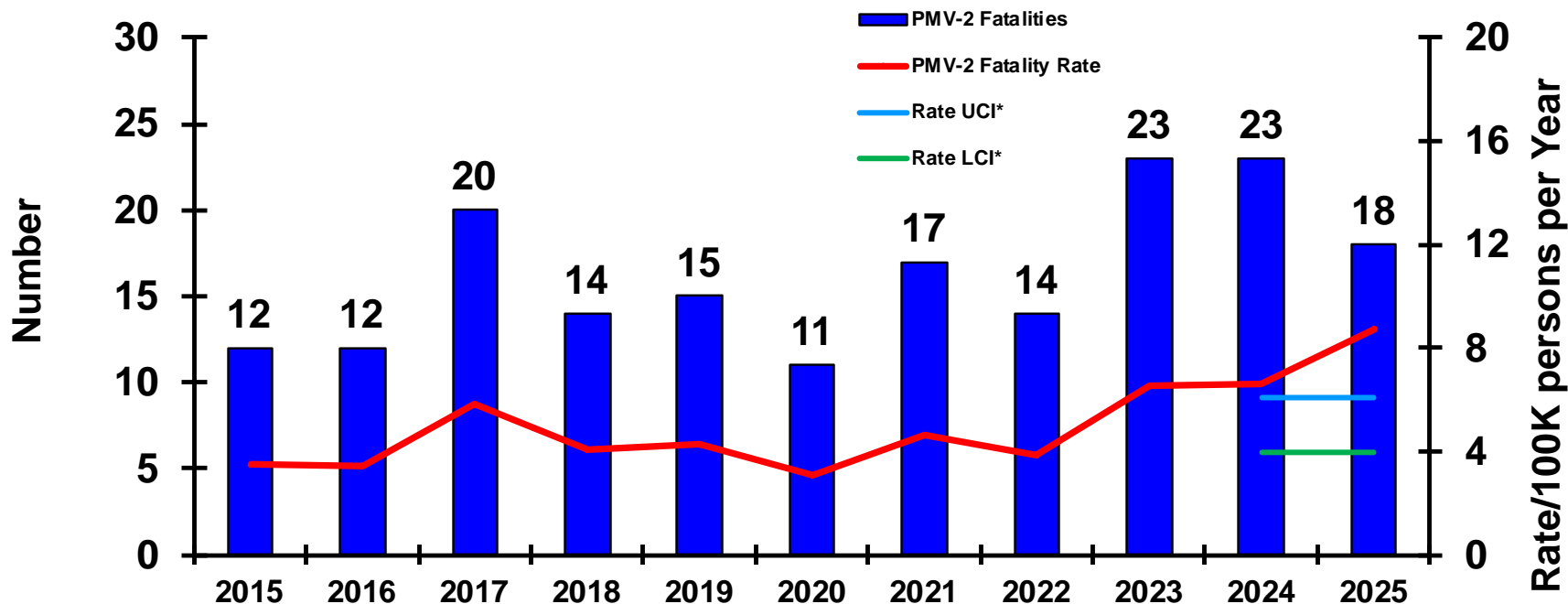
# CLASS 'A' - AUTOMOBILE (PMV-4) FATALITIES



	6-May-25	6-May-24
CLASS A FATALITIES/FATALITY RATE FY COMPARISON:	6/2.91	4/1.94
FY24 FATALITIES/FATALITY RATE:	12/3.47	
10-YEAR AVERAGE (FY15-FY24) FATALITIES/FATALITY RATE:	12.70/3.60	



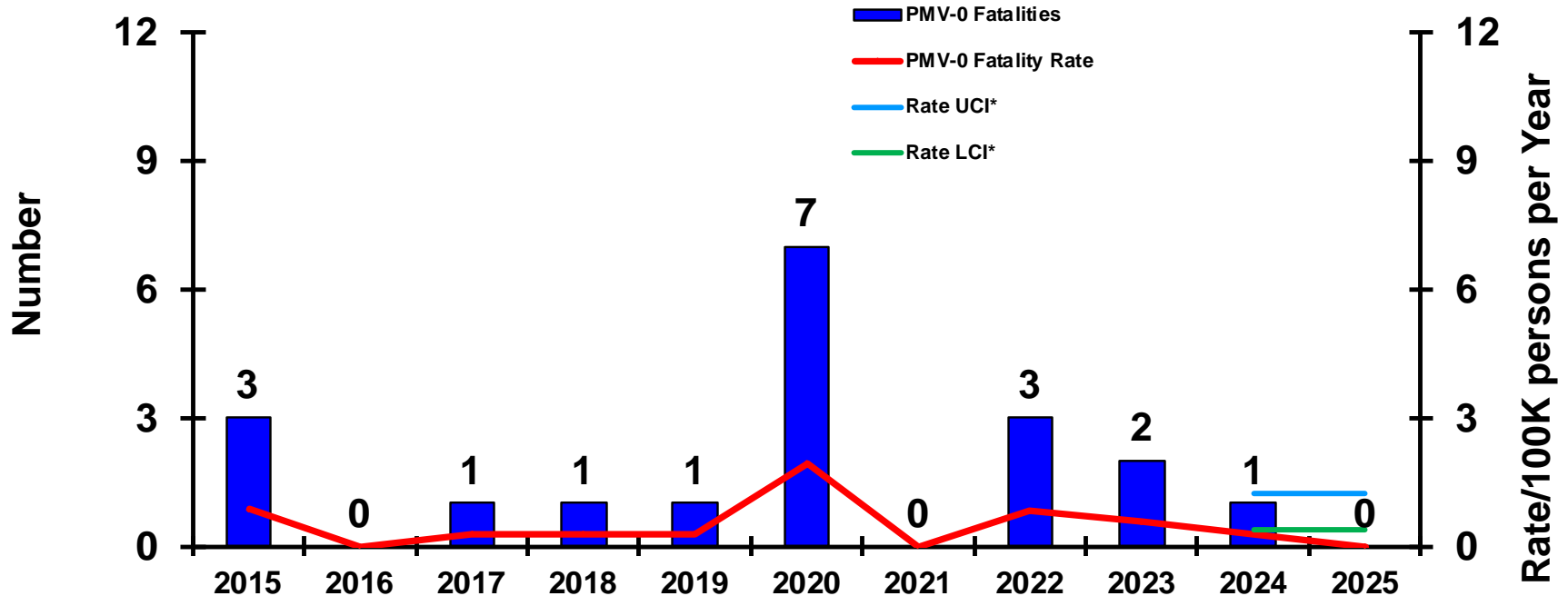
# CLASS 'A' - MOTORCYCLE (PMV-2) FATALITIES



	6-May-25	6-May-24
CLASS A FATALITIES/FATALITY RATE FY COMPARISON:	18/8.74	11/5.34
FY24 FATALITIES/FATALITY RATE:	23/6.64	
10-YEAR AVERAGE (FY15-FY24) FATALITIES/FATALITY RATE:	16.10/4.57	



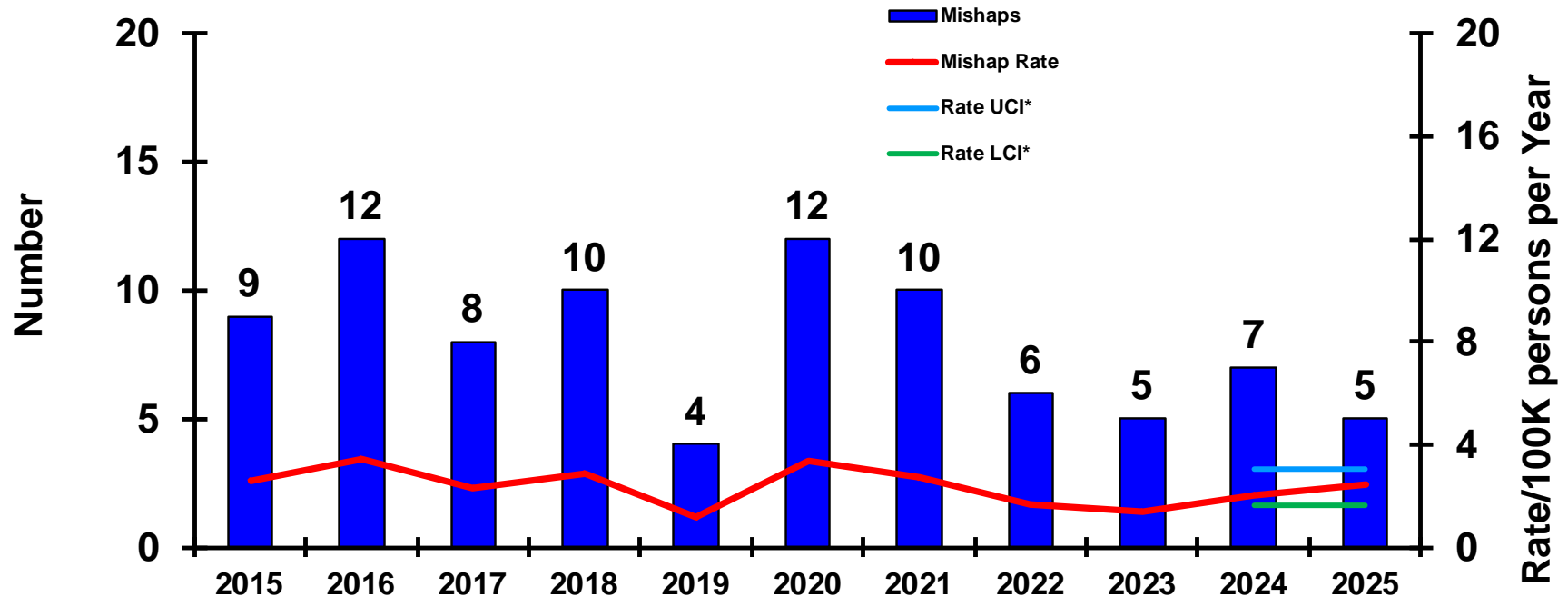
# CLASS 'A' - PEDESTRIAN (PMV-0) FATALITIES



	6-May-25	6-May-24
CLASS A FATALITIES/FATALITY RATE FY COMPARISON:	0/0.00	1/0.49
FY24 FATALITIES/FATALITY RATE:	1/0.29	
10-YEAR AVERAGE (FY15-FY24) FATALITIES/FATALITY RATE:	1.90/0.54	



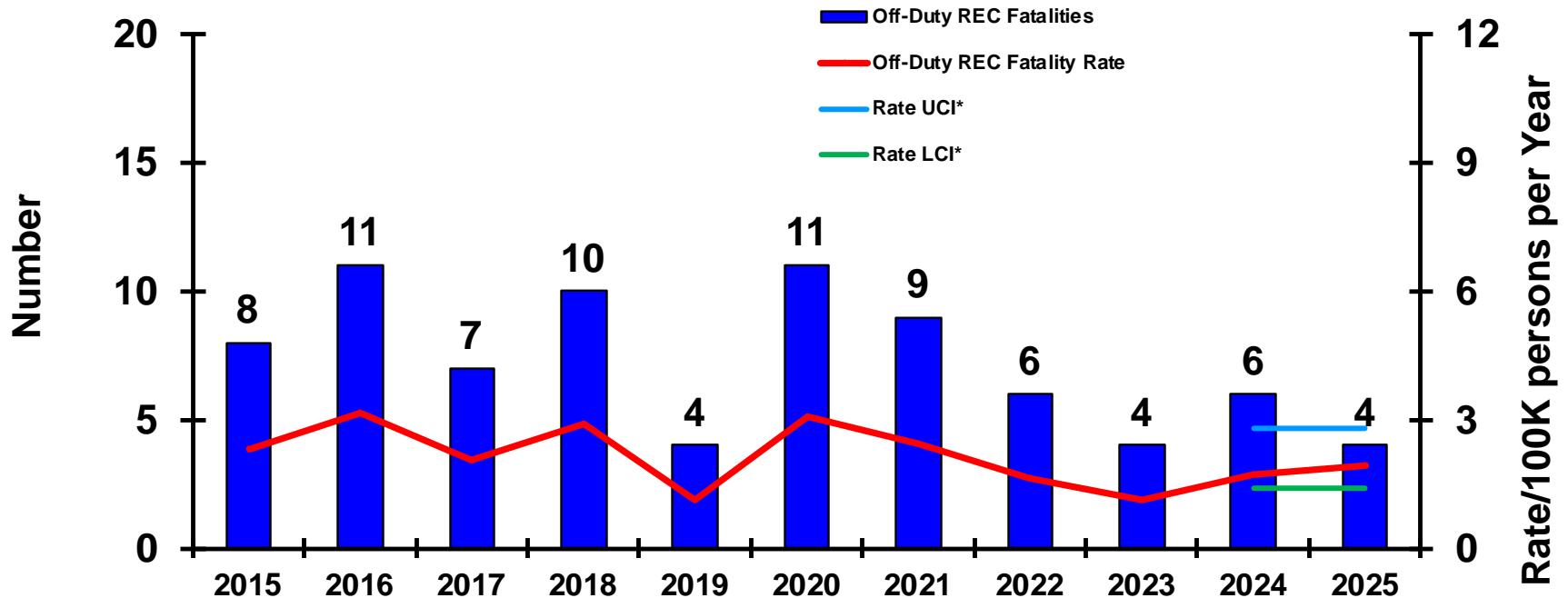
## CLASS 'A' - OFF-DUTY/REC MISHAPS



	6-May-25	6-May-24
CLASS A MISHAPS/MISHAP RATE FY COMPARISON:	5/2.43	2/0.97
FY24 MISHAPS/MISHAP RATE:	7/2.02	
10-YEAR AVERAGE (FY15-FY24) MISHAPS/MISHAP RATE:	8.30/2.36	



# CLASS 'A' - OFF-DUTY/REC FATALITIES

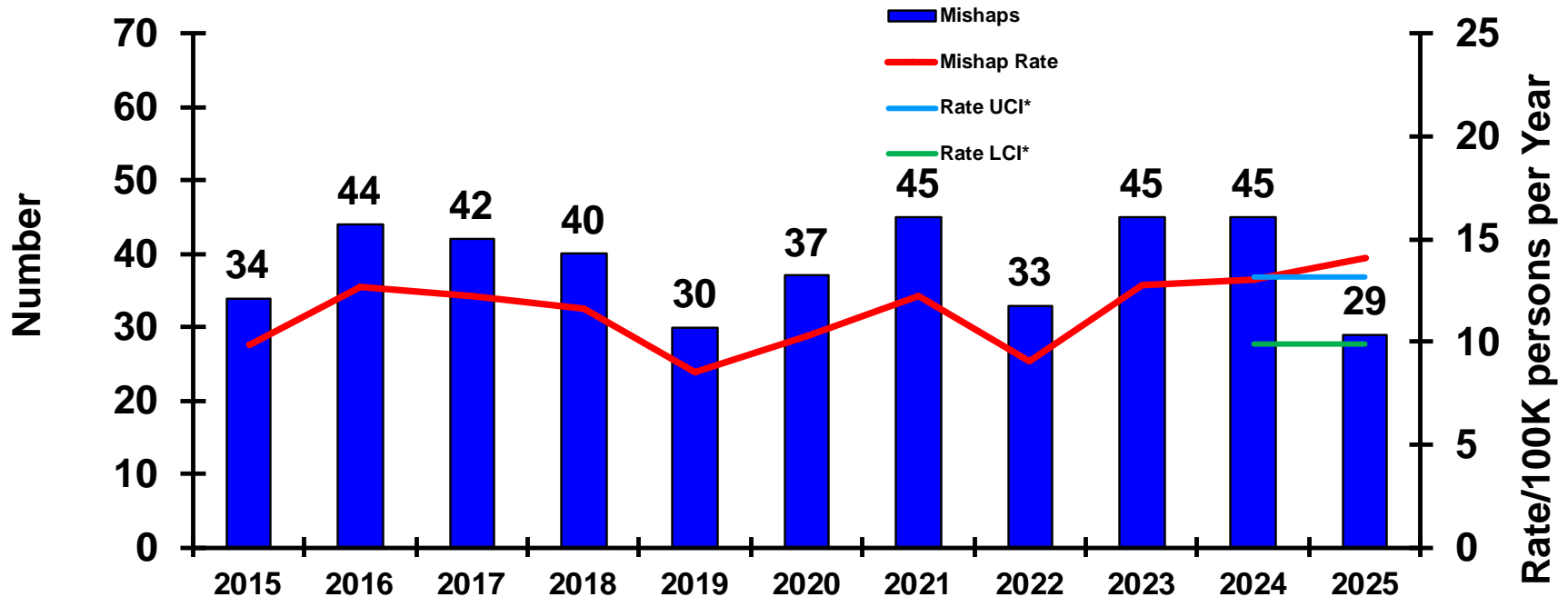


Slide does not show Permanent Total Disability (PTD) : FY25 - 2

	6-May-25	6-May-24
CLASS A FATALITIES/FATALITY RATE FY COMPARISON:	4/1.94	2/0.97
FY24 FATALITIES/FATALITY RATE:	6/1.73	
10-YEAR AVERAGE (FY15-FY24) FATALITIES/FATALITY RATE:	7.60/2.16	



## CLASS 'A' - OFF-DUTY MISHAPS

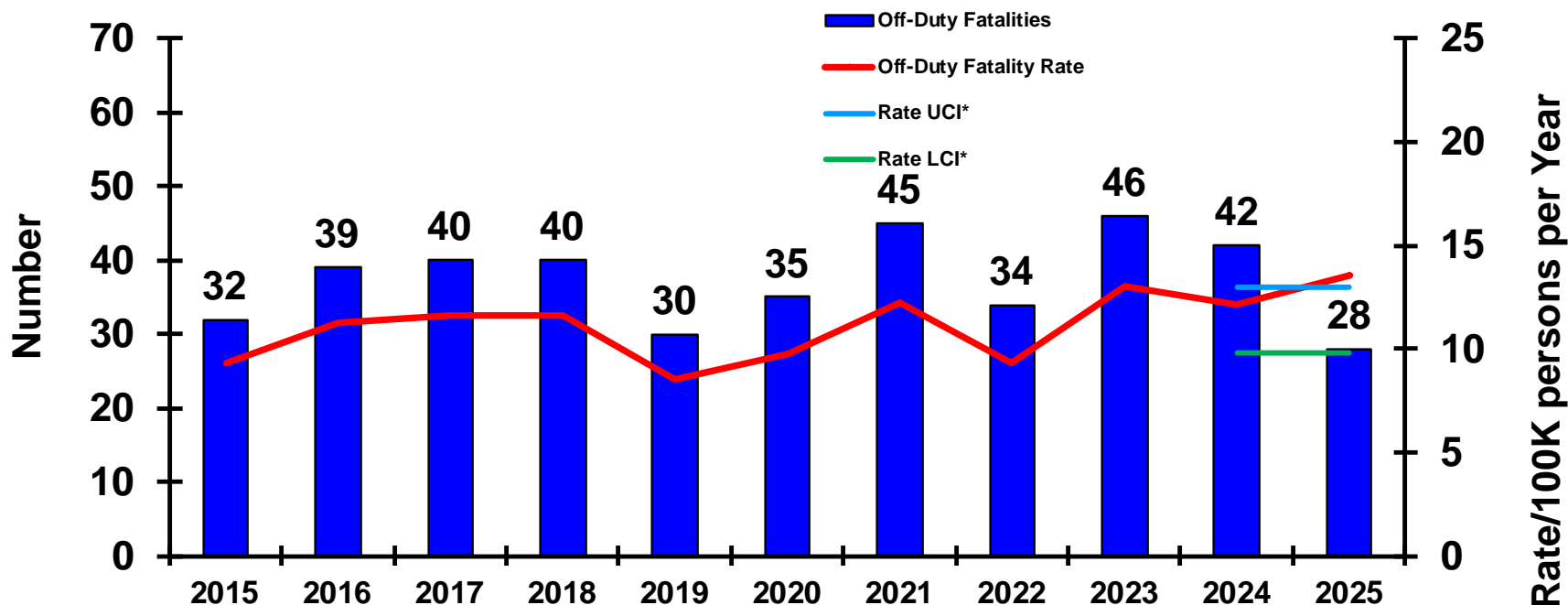


	6-May-25	6-May-24
CLASS A MISHAPS/MISHAP RATE FY COMPARISON:	29/14.09	21/10.20
FY24 MISHAPS/MISHAP RATE:	45/12.99	
10-YEAR AVERAGE (FY15-FY24) MISHAPS/MISHAP RATE:	39.50/11.21	





## CLASS 'A' - OFF-DUTY FATALITIES



Slide does not show Government Civilian Fatalities: FY25 - 0

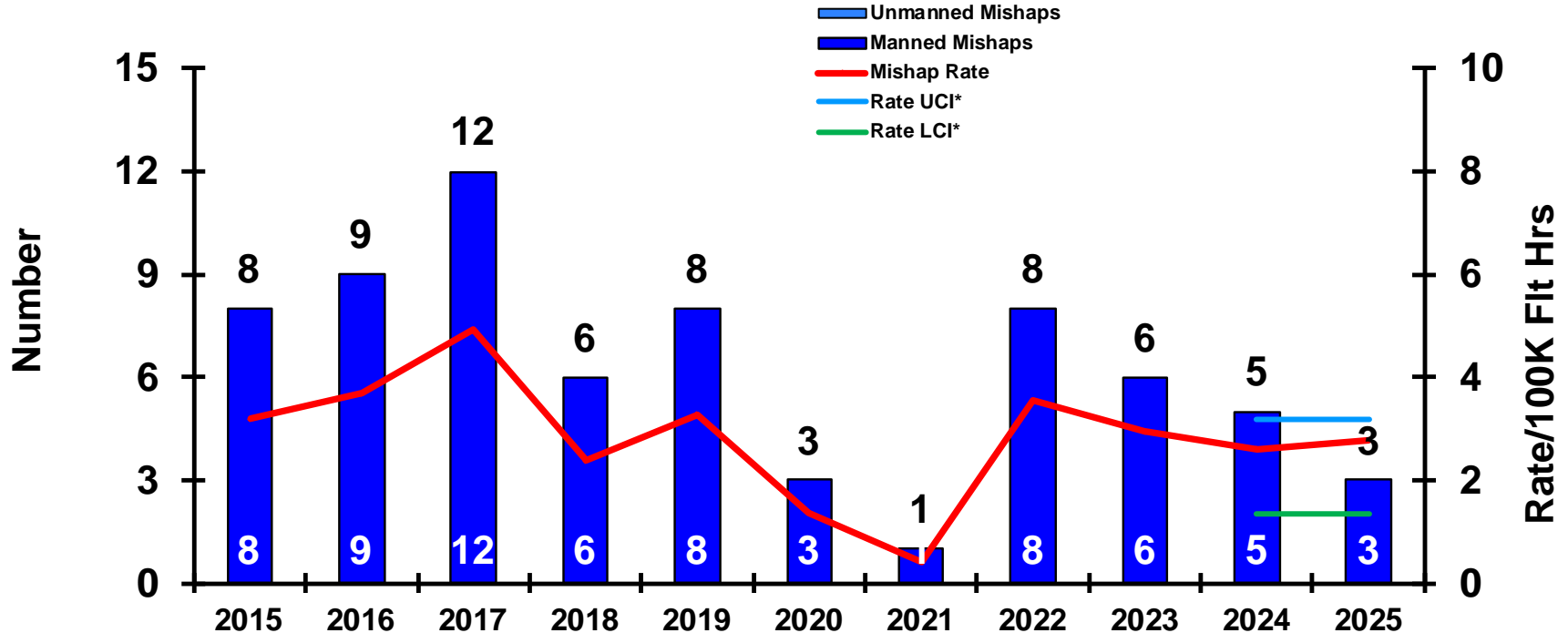
Slide does not show Permanent Total Disability (PTD) : FY25 - 2

	6-May-25	6-May-24
CLASS A FATALITIES/FATALITY RATE FY COMPARISON:	28/13.60	18/8.74
FY24 FATALITIES/FATALITY RATE:	42/12.13	
10-YEAR AVERAGE (FY15-FY24) FATALITIES/FATALITY RATE:	38.30/10.87	



# CLASS 'A' - AVIATION MISHAPS

(This slide is the summary slide for Slides 29-31. Slides 29-31 provide additional detailed information)

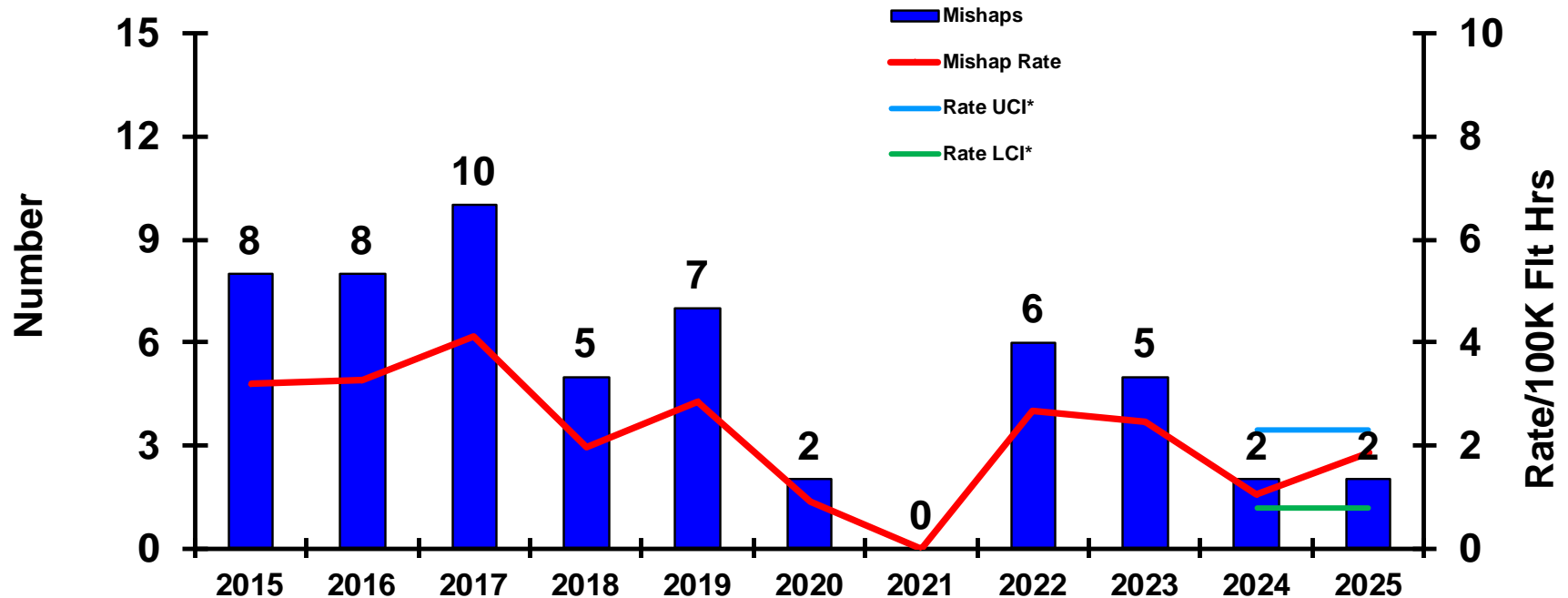


	6-May-25	6-May-24
CLASS A MISHAPS/MISHAP RATE FY COMPARISON:	3/2.79	5/4.37
FY24 MISHAPS/MISHAP RATE:	5/2.60	
10-YEAR AVERAGE (FY15-FY24) MISHAPS/MISHAP RATE:	6.60/2.85	



# CLASS 'A' - FLIGHT MISHAPS

*Manned Aircraft Only*



**CLASS A MISHAPS/MISHAP RATE FY COMPARISON:**

**FY24 MISHAPS/MISHAP RATE:**

**10-YEAR AVERAGE (FY15-FY24) MISHAPS/MISHAP RATE:**

6-May-25

2/1.86

2/1.04

5.30/2.29

6-May-24

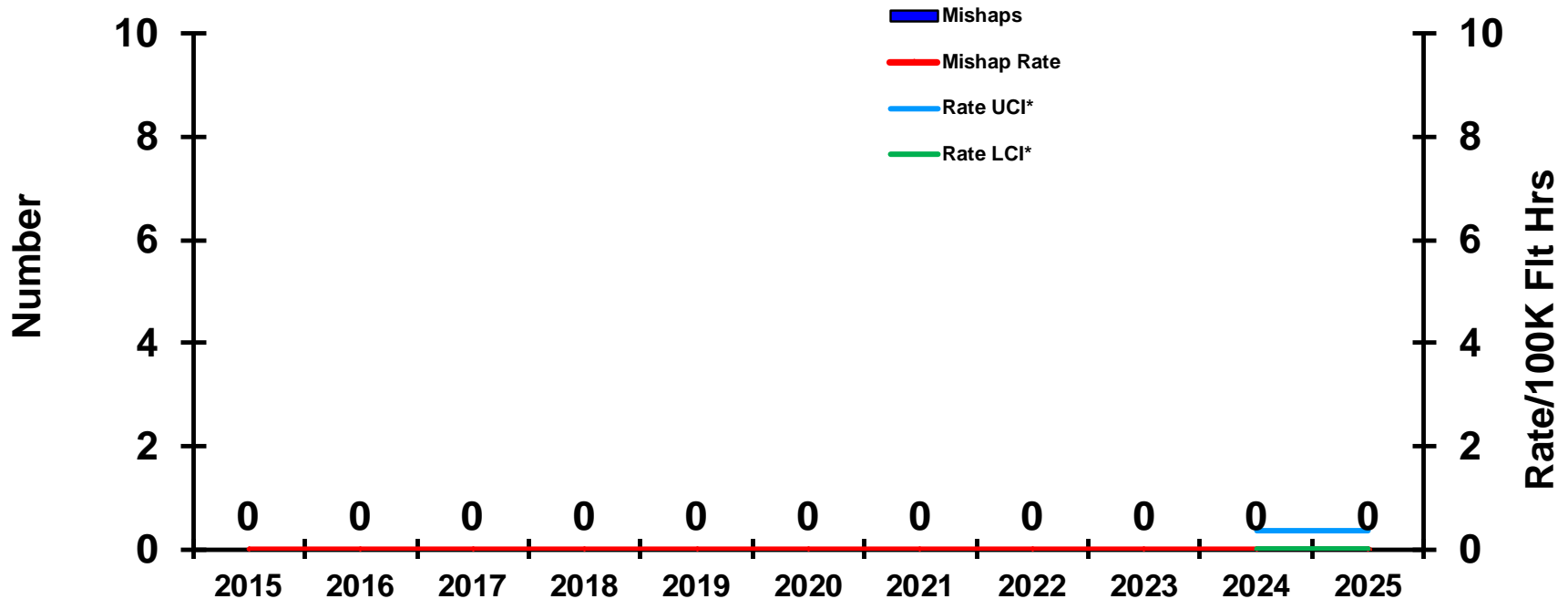
2/1.75



# CLASS 'A' - FLIGHT-RELATED (FREL)

## MISHAPS

*Manned Aircraft Only*

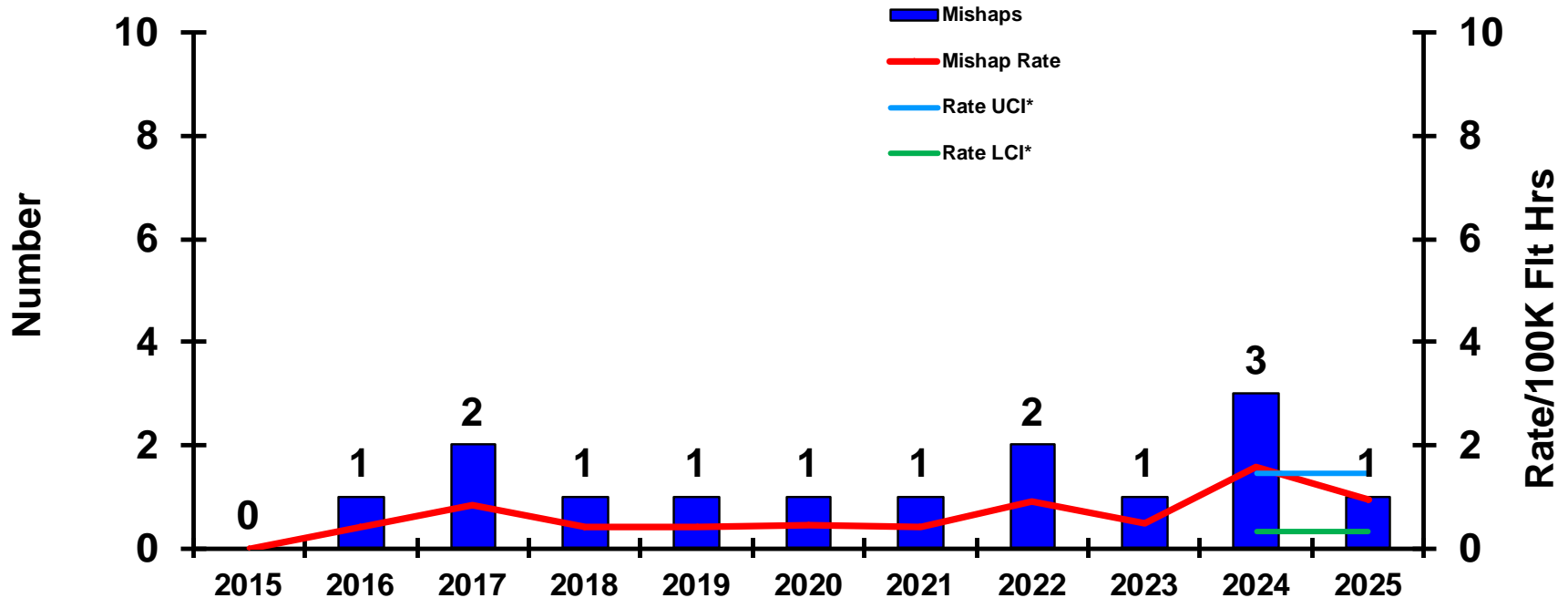


	6-May-25	6-May-24
CLASS A MISHAPS/MISHAP RATE FY COMPARISON:	0/0.00	0/0.00
FY24 MISHAPS/MISHAP RATE:	0/0.00	
10-YEAR AVERAGE (FY15-FY24) MISHAPS/MISHAP RATE:	0.00/0.00	



# CLASS 'A' - AVIATION GROUND MISHAPS (AGM)

*Manned Aircraft Only*



**CLASS A MISHAPS/MISHAP RATE FY COMPARISON:**

**FY24 MISHAPS/MISHAP RATE:**

**10-YEAR AVERAGE (FY15-FY24) MISHAPS/MISHAP RATE:**

6-May-25

1/0.93

3/1.56

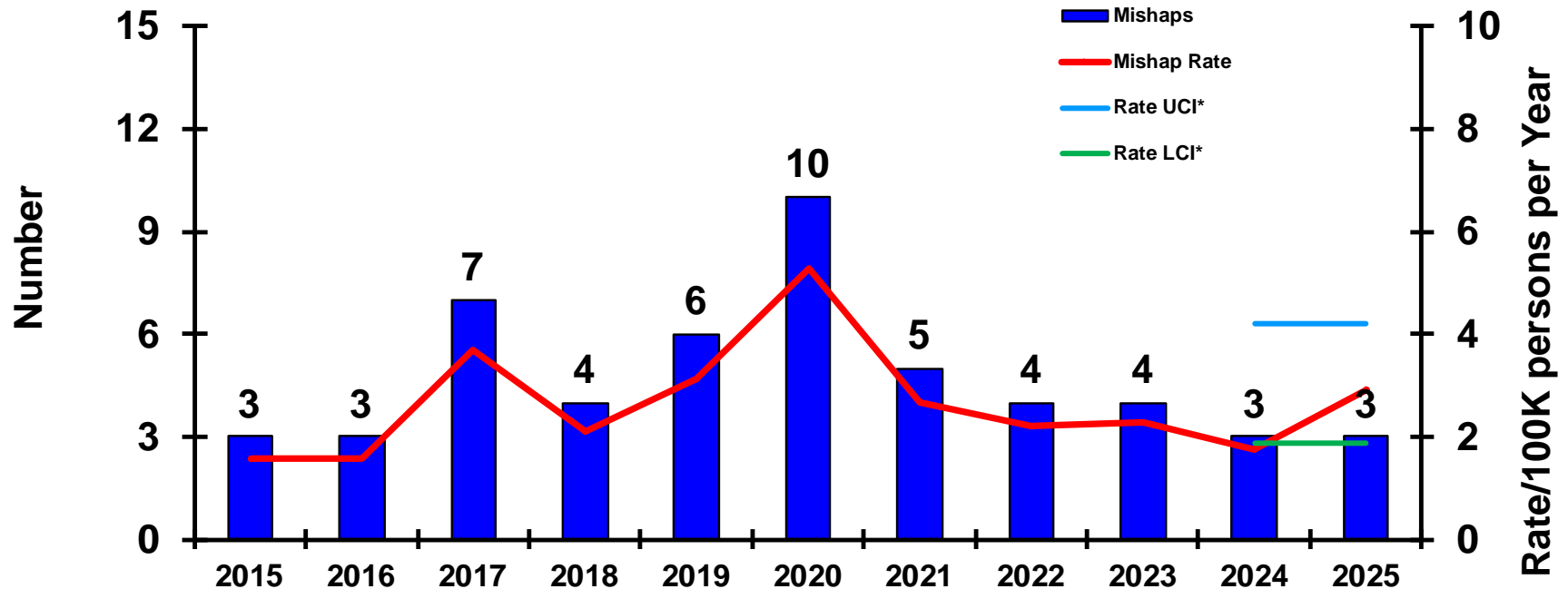
1.30/0.56

6-May-24

3/2.62



# CLASS 'A' - GROUND ON-DUTY MISHAPS

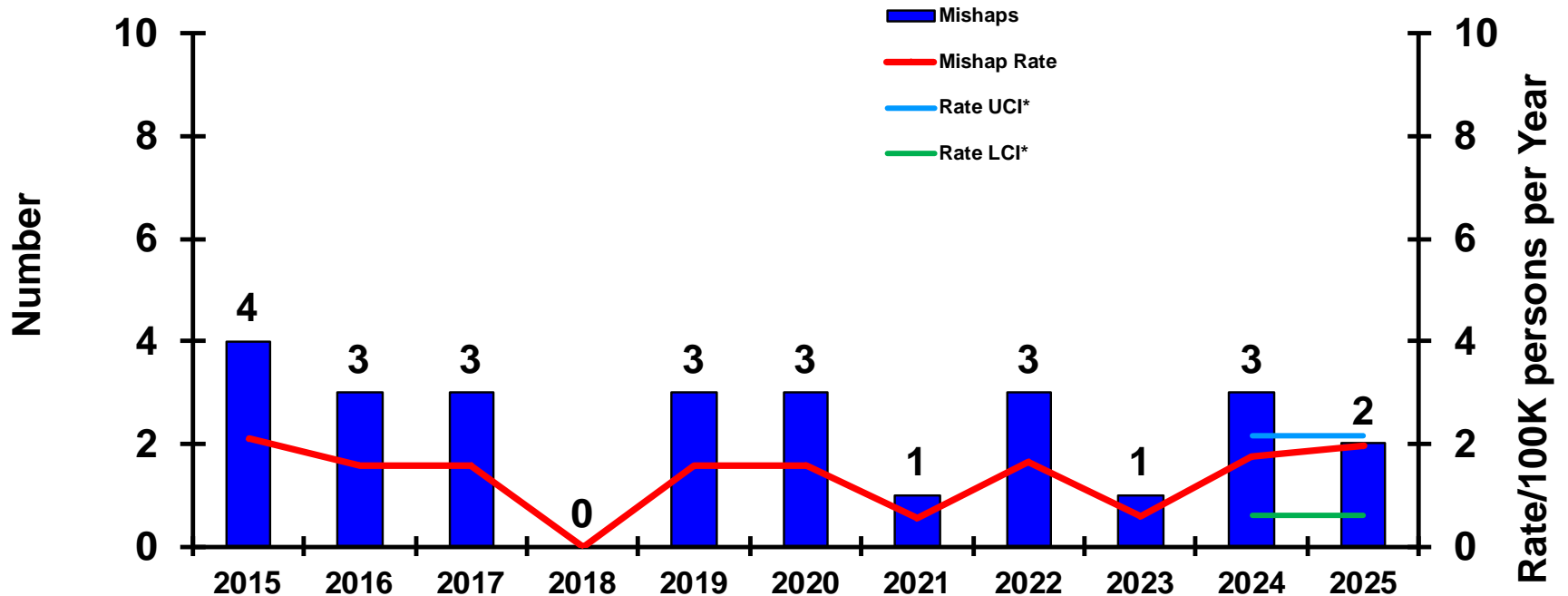


	6-May-25	6-May-24
CLASS A MISHAPS/MISHAP RATE FY COMPARISON:	3/2.92	3/2.92
FY24 MISHAPS/MISHAP RATE:	3/1.74	
10-YEAR AVERAGE (FY15-FY24) MISHAPS/MISHAP RATE:	4.90/2.63	



# **CLASS 'A' - ON-DUTY MOTOR VEHICLE (MV) MISHAPS**

(This slide is the summary slide for Slides 34-36. Slides 34-36 provide additional detailed information)

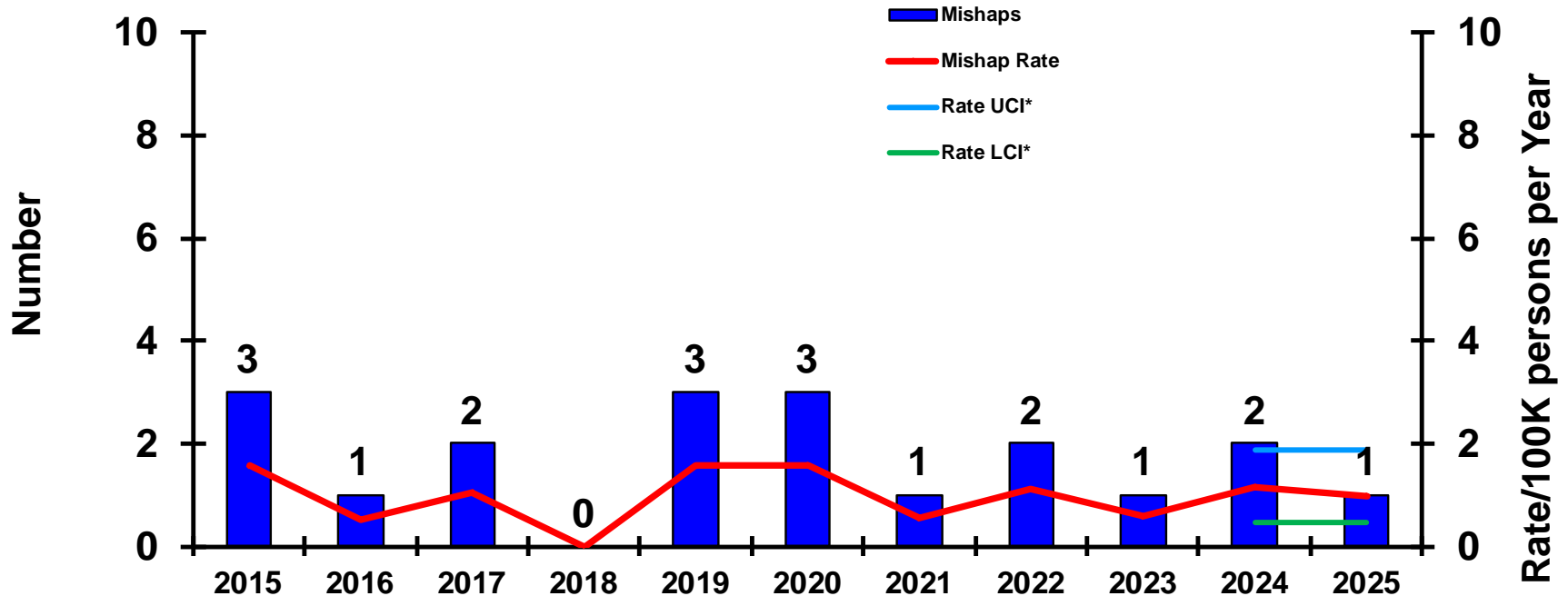


	6-May-25	6-May-24
<b>CLASS A MISHAPS/MISHAP RATE FY COMPARISON:</b>	2/1.95	2/1.95
<b>FY24 MISHAPS/MISHAP RATE:</b>	3/1.74	
<b>10-YEAR AVERAGE (FY15-FY24) MISHAPS/MISHAP RATE:</b>	2.40/1.29	



# CLASS 'A' - TACTICAL VEHICLE (TACVEH)

## MISHAPS

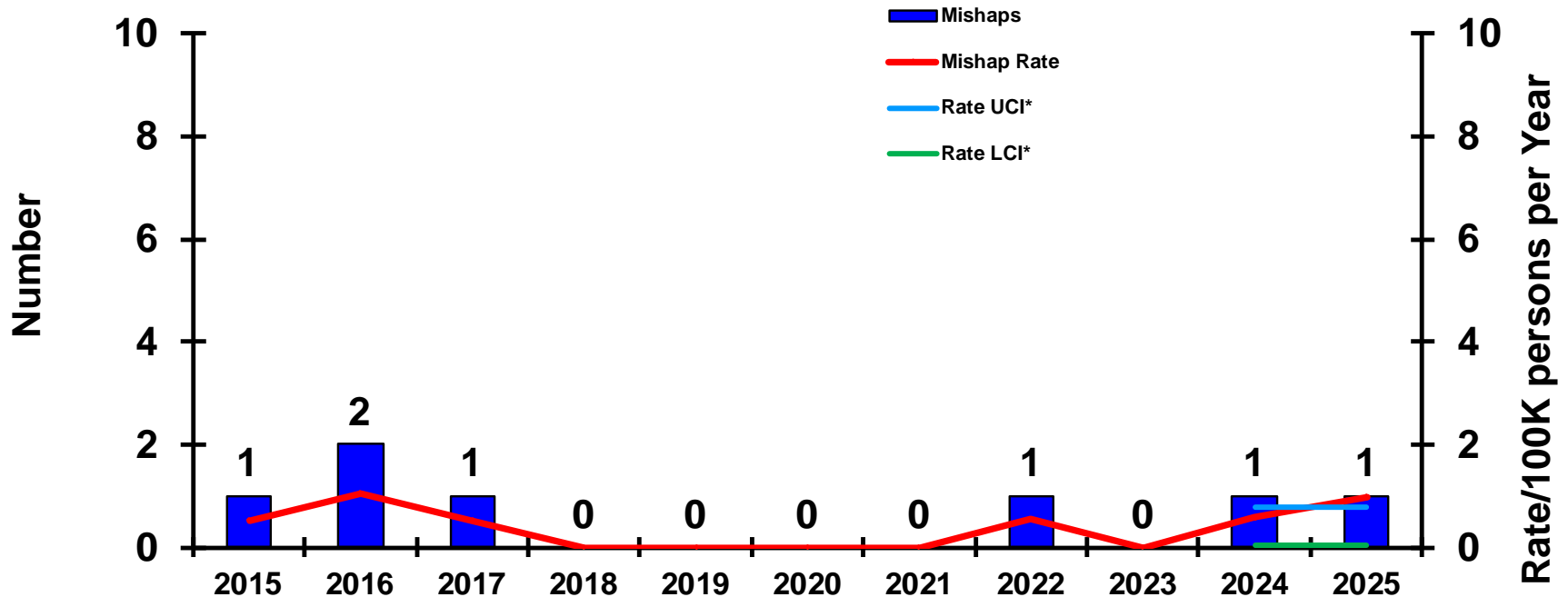


	6-May-25	6-May-24
CLASS A MISHAPS/MISHAP RATE FY COMPARISON:	1/0.97	1/0.97
FY24 MISHAPS/MISHAP RATE:	2/1.16	
10-YEAR AVERAGE (FY15-FY24) MISHAPS/MISHAP RATE:	1.80/0.97	





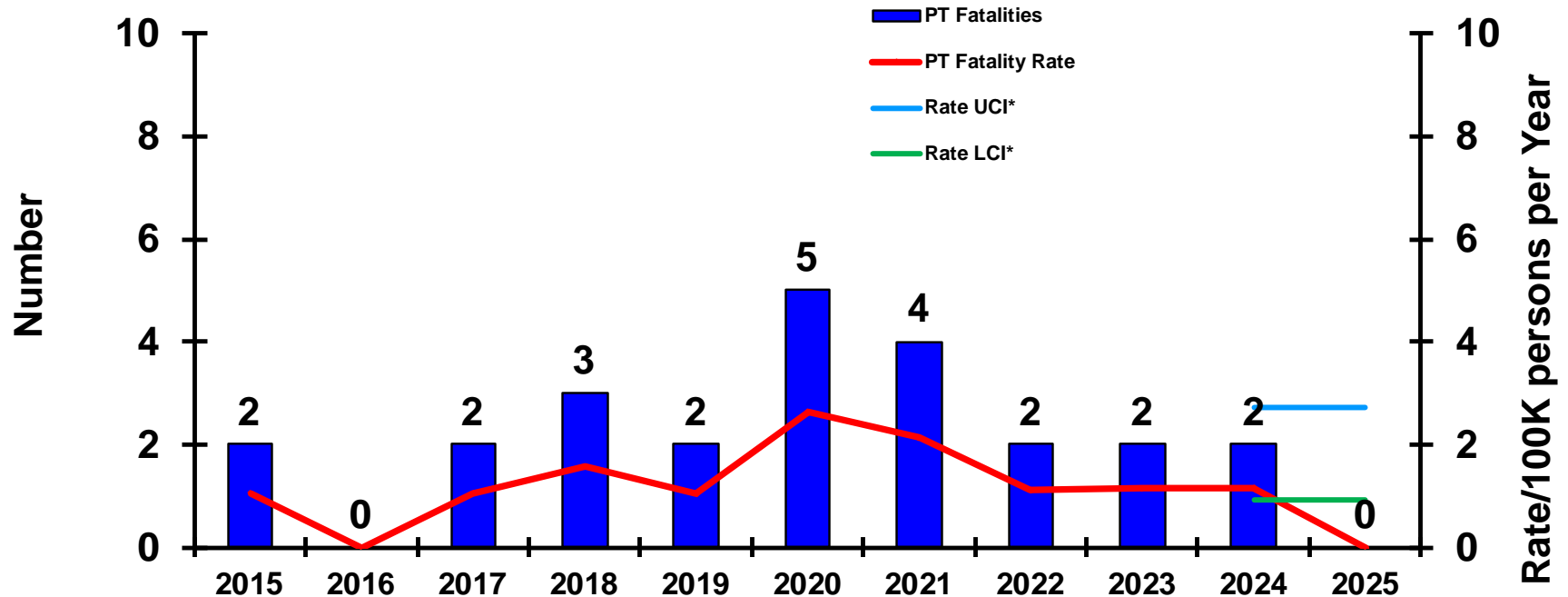
# CLASS 'A' - COMMERCIAL VEHICLE (COMMVEH) MISHAPS



	6-May-25	6-May-24
CLASS A MISHAPS/MISHAP RATE FY COMPARISON:	1/0.97	1/0.97
FY24 MISHAPS/MISHAP RATE:	1/0.58	
10-YEAR AVERAGE (FY15-FY24) MISHAPS/MISHAP RATE:	0.60/0.32	



# CLASS 'A' - PHYSICAL TRAINING FATALITIES

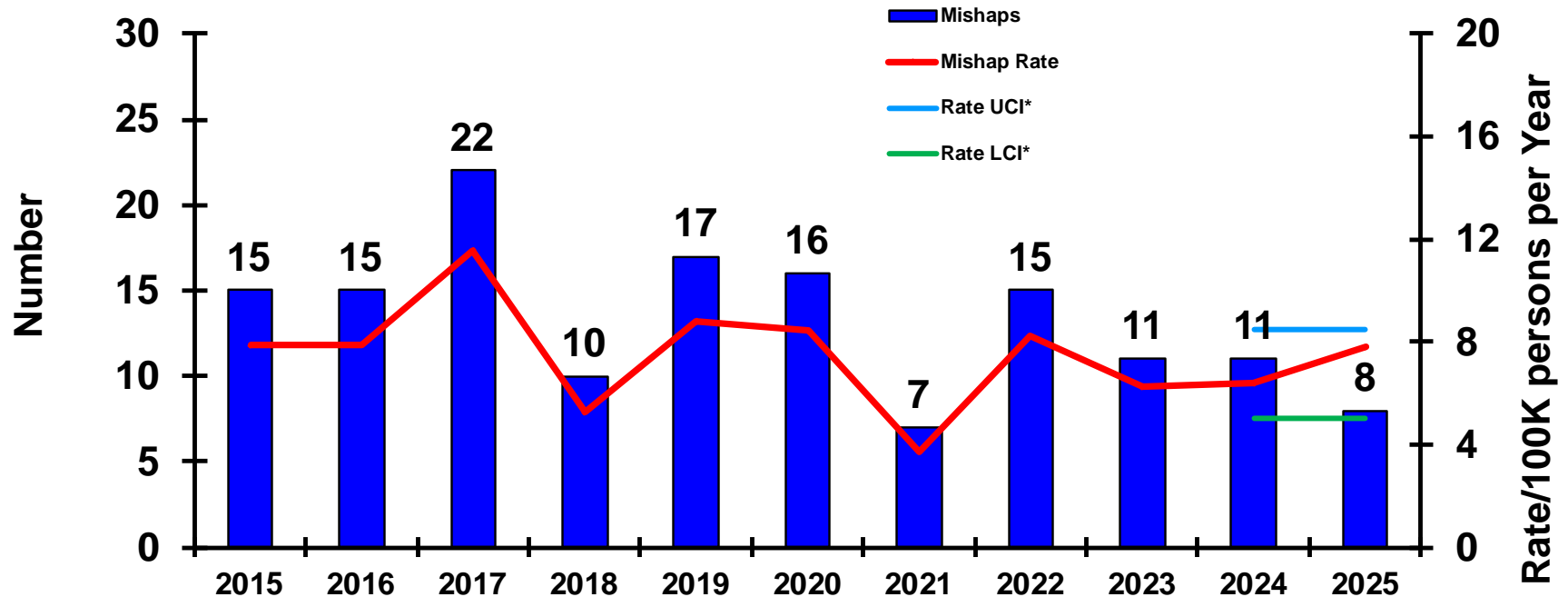


	6-May-25	6-May-24
CLASS A FATALITIES/FATALITY RATE FY COMPARISON:	0/0.00	2/1.95
FY24 FATALITIES/FATALITY RATE:	2/1.16	
10-YEAR AVERAGE (FY15-FY24) FATALITIES/FATALITY RATE:	2.40/1.29	

\*see last slide for definition of UCI/LCI



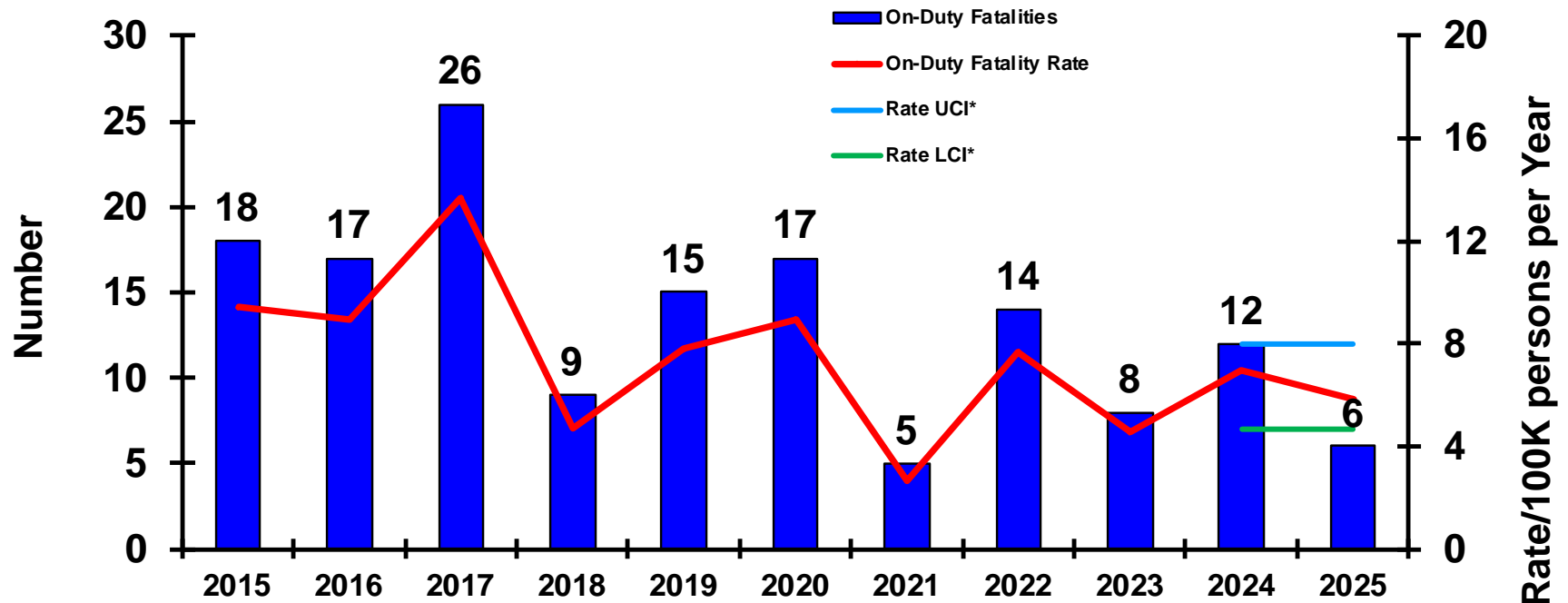
# CLASS 'A' - ON-DUTY MISHAPS



	6-May-25	6-May-24
CLASS A MISHAPS/MISHAP RATE FY COMPARISON:	8/7.80	10/9.75
FY24 MISHAPS/MISHAP RATE:	11/6.37	
10-YEAR AVERAGE (FY15-FY24) MISHAPS/MISHAP RATE:	13.90/7.46	



# CLASS 'A' - ON-DUTY FATALITIES



Slide does not show Government Civilian Fatalities: FY25 - 0

Slide does not show Permanent Total Disability (PTD) : FY25 - 1

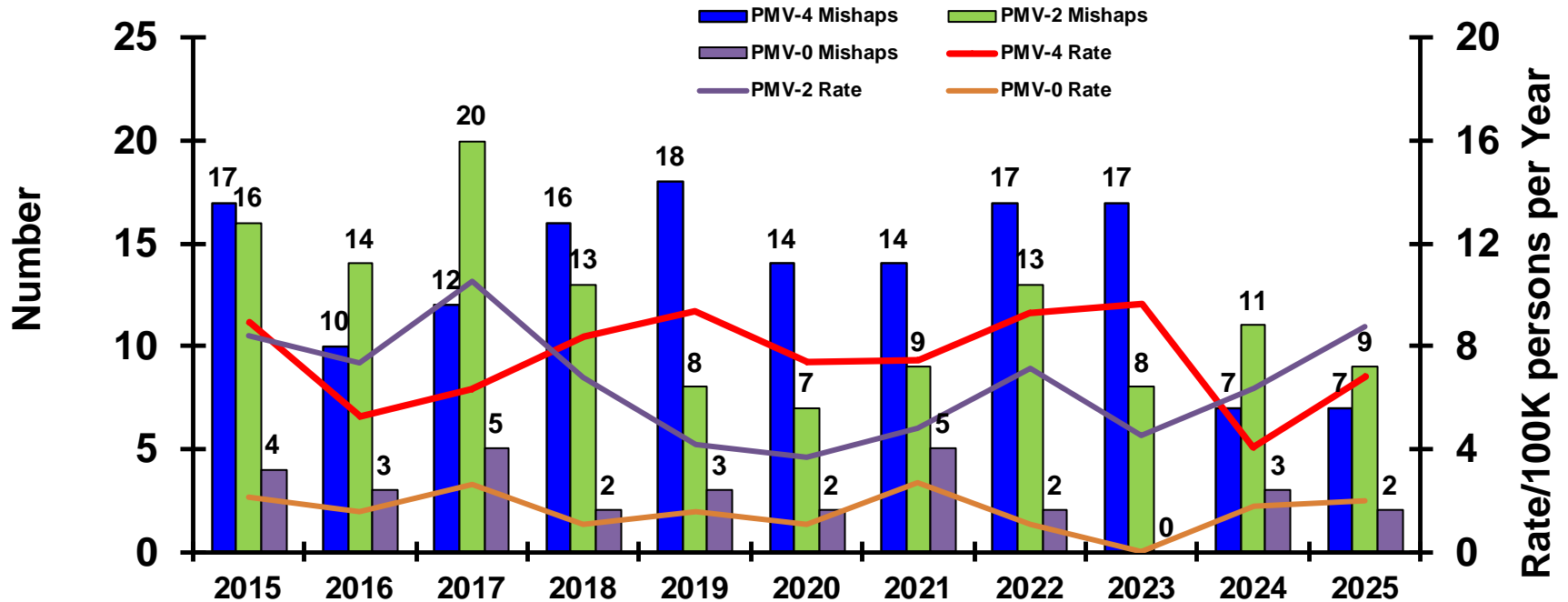
	6-May-25	6-May-24
<b>CLASS A FATALITIES/FATALITY RATE FY COMPARISON:</b>	6/5.85	11/10.72
<b>FY24 FATALITIES/FATALITY RATE:</b>	12/6.95	
<b>10-YEAR AVERAGE (FY15-FY24) FATALITIES/FATALITY RATE:</b>	14.10/7.57	

\*see last slide for definition of UCI/LCI



# CLASS 'A' - PRIVATE MOTOR VEHICLE (PMV) MISHAPS

(This slide is the summary slide for Slides 40-43. Slides 40-43 provide additional detailed information)

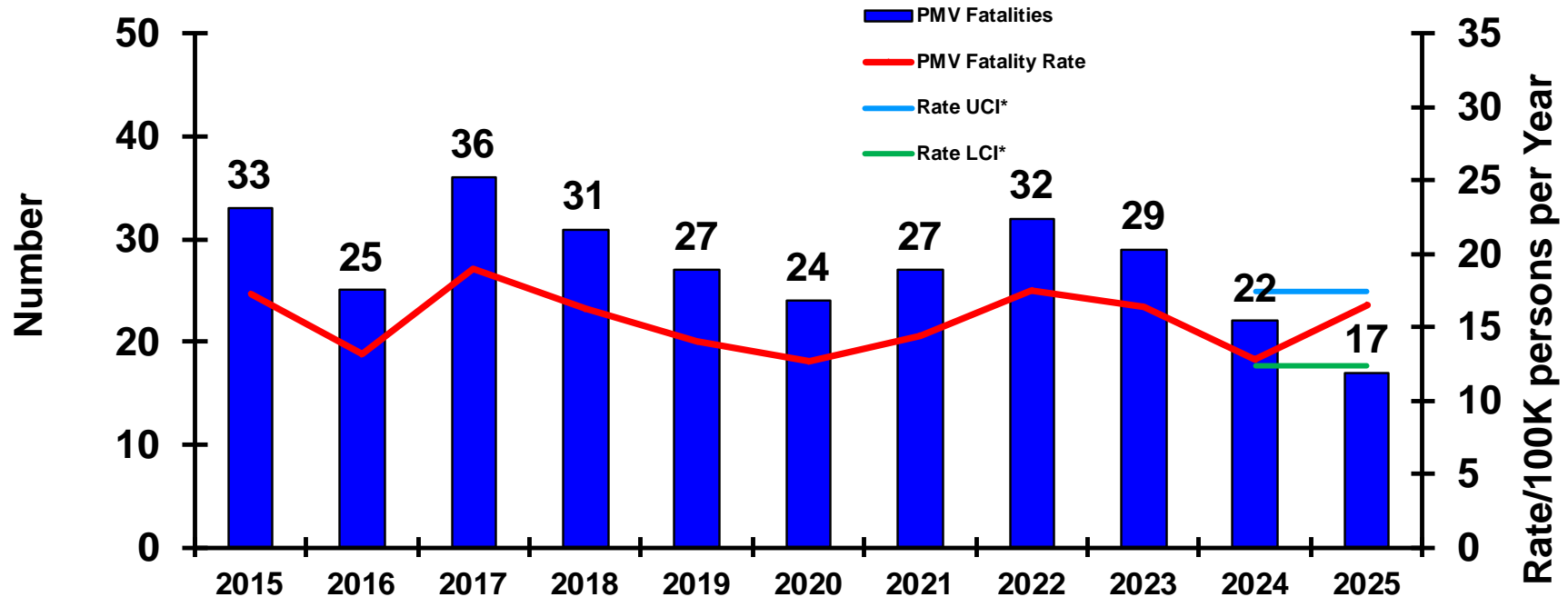


	PMV-4		PMV-2		PMV-0	
	6-May-25	6-May-24	6-May-25	6-May-24	6-May-25	6-May-24
CLASS A MISHAPS/MISHAP RATE FY COMPARISON:	7/6.82	5/4.87	9/8.77	9/8.77	2/1.95	0/0.00
FY24 MISHAPS/MISHAP RATE:	7/4.06		11/6.37		3/1.74	
10-YEAR AVERAGE (FY15-FY24) MISHAPS/MISHAP RATE:	14.20/7.62		11.90/6.39		2.90/1.56	



# CLASS 'A' - PRIVATE MOTOR VEHICLE (PMV) FATALITIES

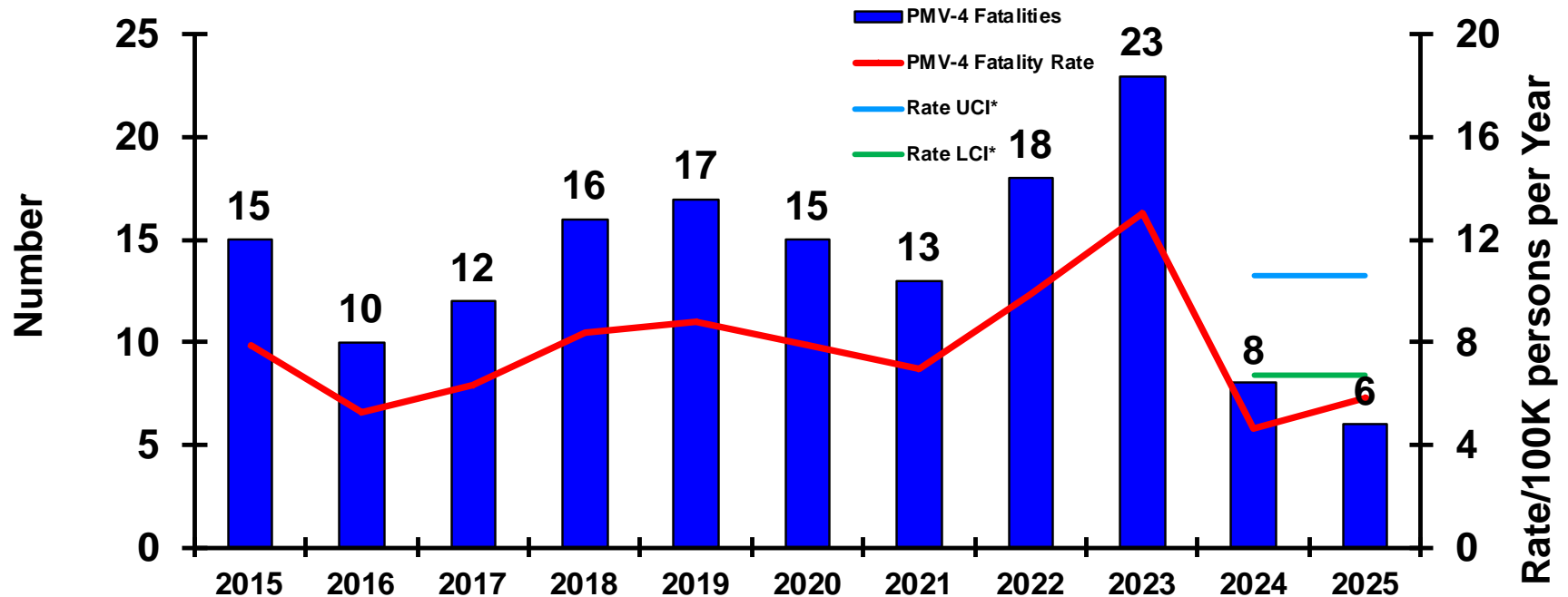
(This slide is the summary slide for Slides 41-43. Slides 41-43 provide additional detailed information)



	6-May-25	6-May-24
CLASS A FATALITIES/FATALITY RATE FY COMPARISON:	17/16.57	15/14.62
FY24 FATALITIES/FATALITY RATE:	22/12.75	
10-YEAR AVERAGE (FY15-FY24) FATALITIES/FATALITY RATE:	28.60/15.35	



# CLASS 'A' - AUTOMOBILE (PMV-4) FATALITIES

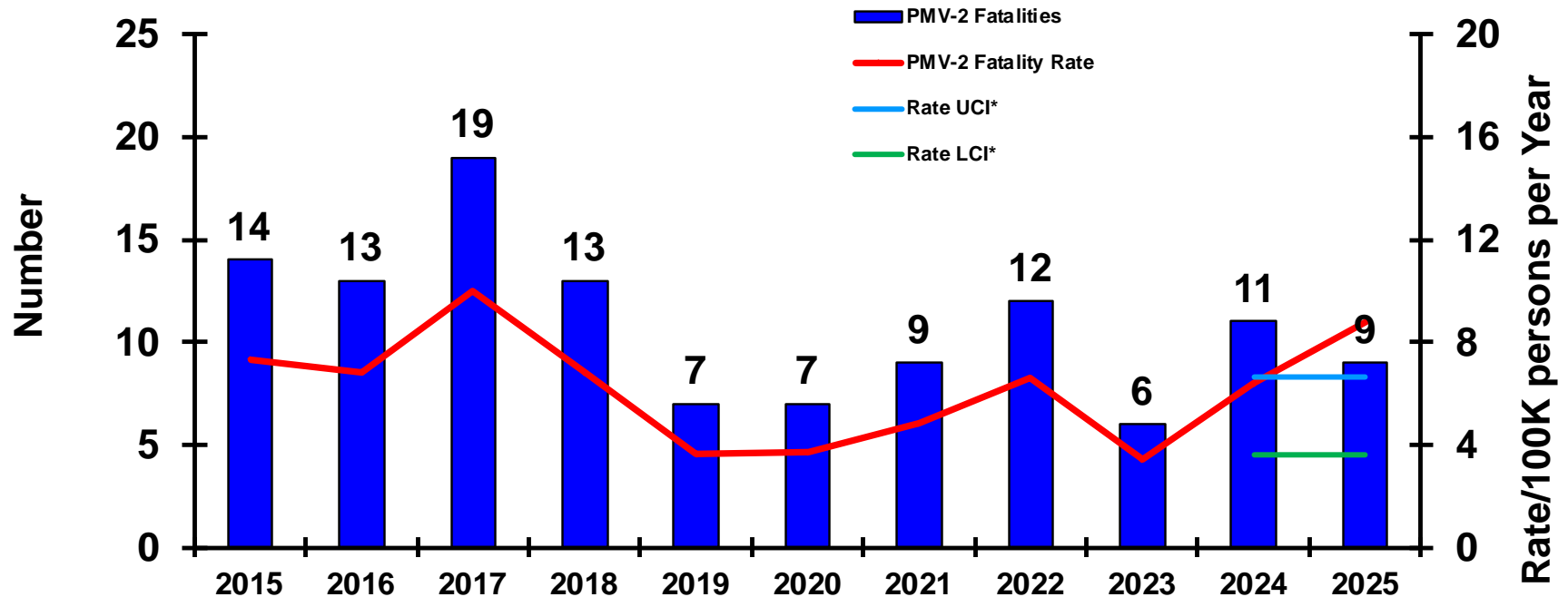


Slide does not show Permanent Total Disability (PTD) : FY25 - 1

	6-May-25	6-May-24
CLASS A FATALITIES/FATALITY RATE FY COMPARISON:	6/5.85	6/5.85
FY24 FATALITIES/FATALITY RATE:	8/4.64	
10-YEAR AVERAGE (FY15-FY24) FATALITIES/FATALITY RATE:	14.70/7.89	



# CLASS 'A' - MOTORCYCLE (PMV-2) FATALITIES

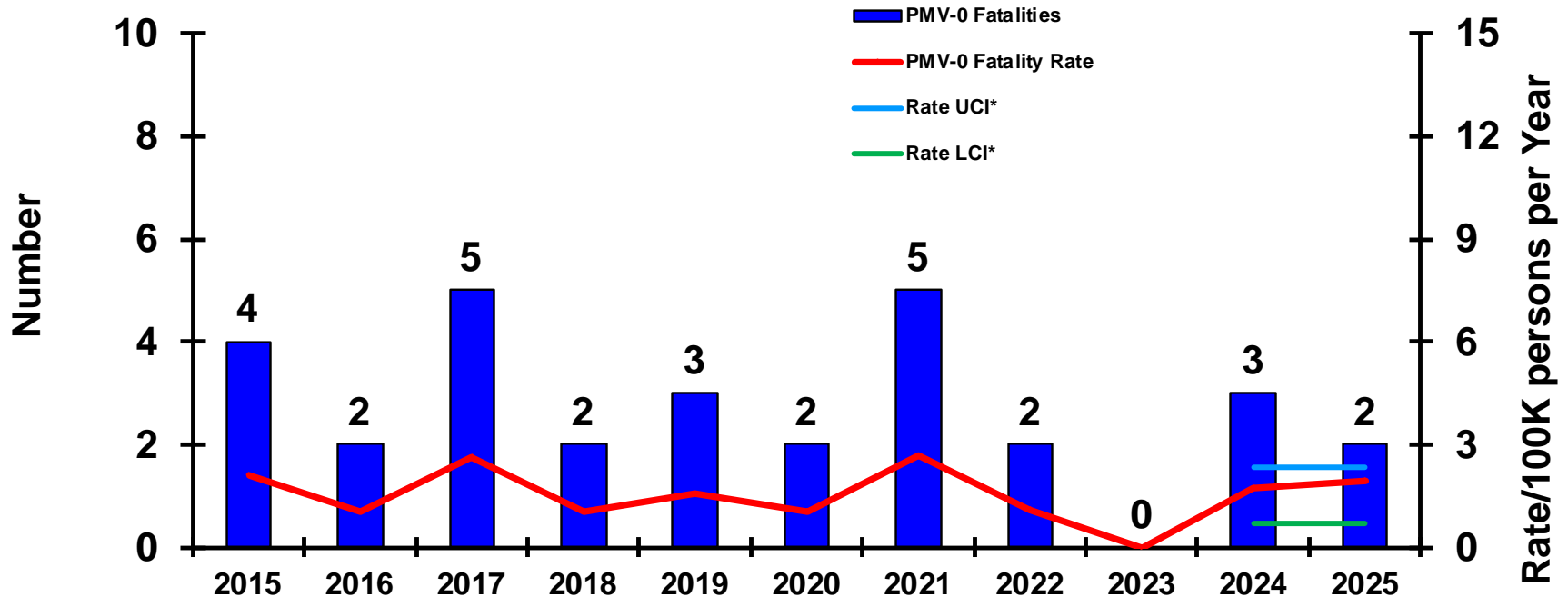


	6-May-25	6-May-24
CLASS A FATALITIES/FATALITY RATE FY COMPARISON:	9/8.77	9/8.77
FY24 FATALITIES/FATALITY RATE:	11/6.37	
10-YEAR AVERAGE (FY15-FY24) FATALITIES/FATALITY RATE:	11.10/5.96	





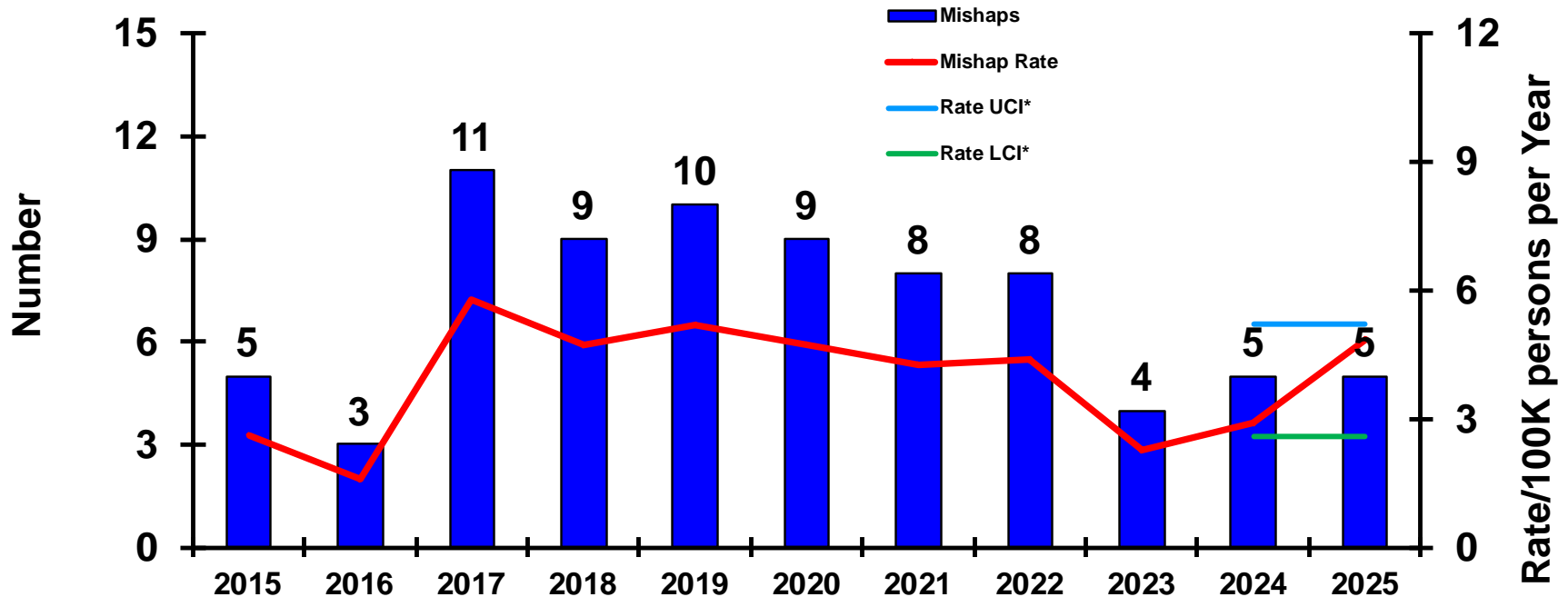
# CLASS 'A' - PEDESTRIAN (PMV-0) FATALITIES



	6-May-25	6-May-24
CLASS A FATALITIES/FATALITY RATE FY COMPARISON:	2/1.95	0/0.00
FY24 FATALITIES/FATALITY RATE:	3/1.74	
10-YEAR AVERAGE (FY15-FY24) FATALITIES/FATALITY RATE:	2.80/1.50	



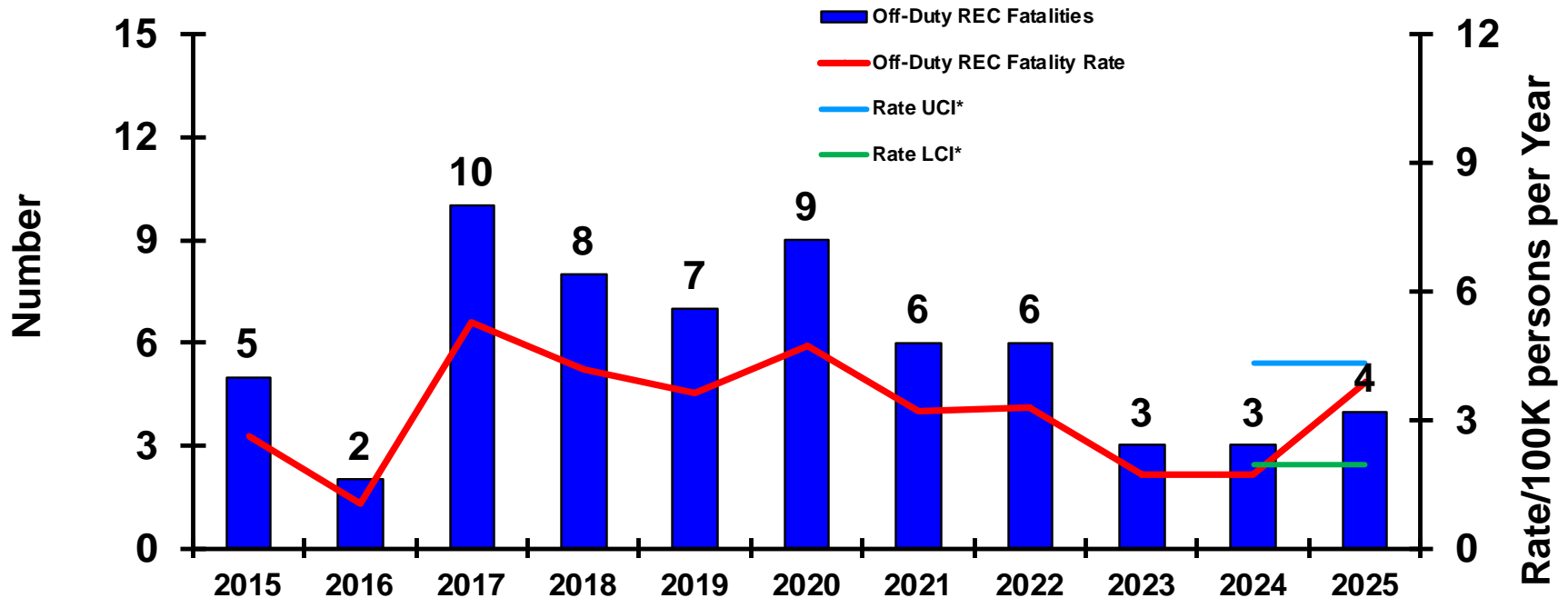
## CLASS 'A' - OFF-DUTY/REC MISHAPS



	6-May-25	6-May-24
CLASS A MISHAPS/MISHAP RATE FY COMPARISON:	5/4.87	2/1.95
FY24 MISHAPS/MISHAP RATE:	5/2.90	
10-YEAR AVERAGE (FY15-FY24) MISHAPS/MISHAP RATE:	7.20/3.86	



# CLASS 'A' - OFF-DUTY/REC FATALITIES

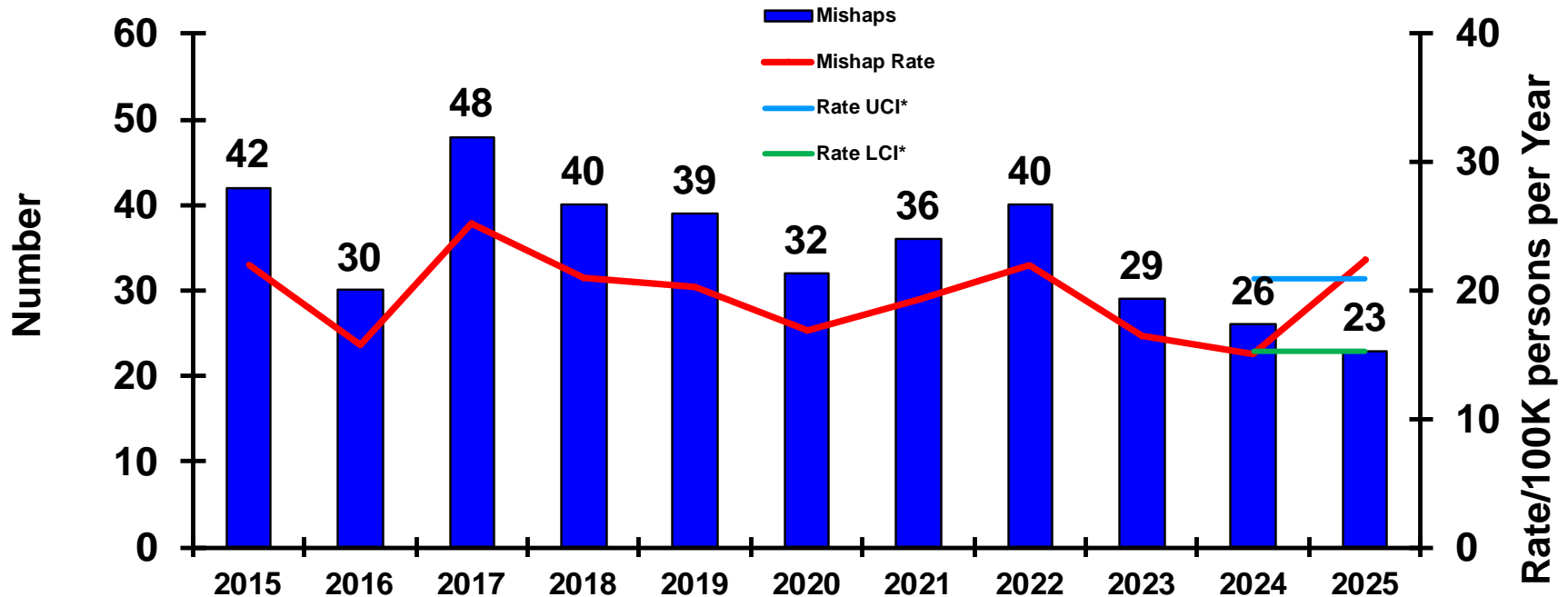


Slide does not show Permanent Total Disability (PTD) : FY25 - 1

	6-May-25	6-May-24
CLASS A FATALITIES/FATALITY RATE FY COMPARISON:	4/3.90	1/0.97
FY24 FATALITIES/FATALITY RATE:	3/1.74	
10-YEAR AVERAGE (FY15-FY24) FATALITIES/FATALITY RATE:	5.90/3.17	



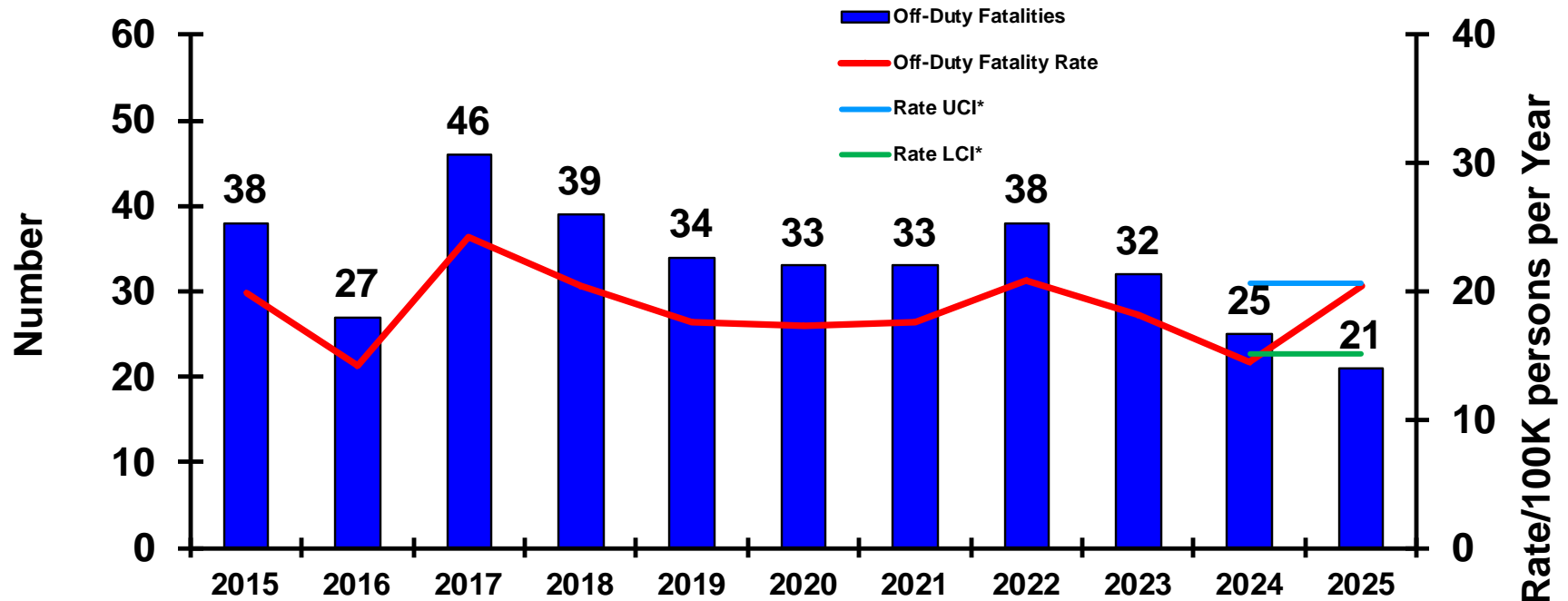
# CLASS 'A' - OFF-DUTY MISHAPS



	6-May-25	6-May-24
CLASS A MISHAPS/MISHAP RATE FY COMPARISON:	23/22.41	16/15.59
FY24 MISHAPS/MISHAP RATE:	26/15.06	
10-YEAR AVERAGE (FY15-FY24) MISHAPS/MISHAP RATE:	36.20/19.43	



# CLASS 'A' - OFF-DUTY FATALITIES



Slide does not show Government Civilian Fatalities: FY25 - 0

Slide does not show Permanent Total Disability (PTD) : FY25 - 2

	6-May-25	6-May-24
CLASS A FATALITIES/FATALITY RATE FY COMPARISON:	21/20.47	16/15.59
FY24 FATALITIES/FATALITY RATE:	25/14.48	
10-YEAR AVERAGE (FY15-FY24) FATALITIES/FATALITY RATE:	34.50/18.52	



# **USN - SHORT NARRATIVES**

## **USN CLASS 'A' - AVIATION CLASS A MISHAPS (includes UAS/UAV, FRMs and AGMs not included in the Flight Slide) (7)**

- **CLASS A FLIGHT MISHAPS (6)**
  - 28 Mar 2025 (Milton, FL) TH-57C experienced hard landing during taxiing, injury sustained by one aircrew.
  - 21 Mar 2025 (Location Withheld – OPSEC) E-2D had an inflight mishap, landed safely, no injury to aircrew.
  - 12 Feb 2025 (IVO NAS North Island, San Diego, CA) E/A-18G departed end of the runway, both aviators ejected safely with minor injuries.
  - 27 Dec 2024 (Location Withheld – OPSEC) MH-60S experienced hard landing, no injuries reported.
  - 22 Dec 2024 (Location Withheld – OPSEC) F/A-18F allegedly struck by friendly fire, both aircrew ejected safely, minor injuries reported.
  - 15 Oct 2024 (IVO Mt Rainer, Washington) EA-18G crashed during training evolution; crew deceased.
- **CLASS 'A' FLIGHT-RELATED MISHAPS (FREL) (0)**
  - NSTR
- **CLASS 'A' AGM MISHAPS (1)**
  - 16 Jan 2025 (NAS Fallon, NV) F-16C experienced engine damage during maintenance-related engine turn. No injuries reported.
- **CLASS 'A' MISHAP – UAV (0)**
  - NSTR



# **USN - SHORT NARRATIVES**

## **USN CLASS 'A' - AFLOAT MISHAPS (4)**

- **CLASS A SURFACE SHIP MISHAPS (3)**

- 12 Feb 2025 (Location Withheld – OPSEC) USS Ship had collision underway, no injury to crew.
- 27 Jan 2025 (Location Withheld – OPSEC) USS Ship sustained damage to equipment, no injury to crew.
- 13 Dec 2024 (Location Withheld – OPSEC) USS Ship sustained damage to equipment, no injury to crew.

- **CLASS A SUBMARINE MISHAPS (0)**

- NSTR

- **CLASS 'A' DIVING MISHAPS (0)**

- NSTR

- **CLASS 'A' MSC AFLOAT MISHAPS (1)**

- 18 Dec 2024 (Location Withheld – OPSEC) Material damaged during USNS VERTREP, no injury to crew.

## **USN CLASS 'A' - SHORE MISHAPS (2)**

- **CLASS A SHORE MISHAPS (2)**

- 24 Mar 2025 (Chesapeake, VA) SVM involved in a training mishap, died at hospital.
- 17 Nov 2024 (Craderock, MD) Fire damaged building and equipment inside. No injury to personnel.

- **CLASS 'A' PHYSICAL TRAINING MISHAPS (0)**

- NSTR

## **USN CLASS 'A' - ON-DUTY MOTOR VEHICLE MISHAPS (0)**

- **CLASS 'A' TACTICAL VEHICLE MISHAPS (0)**

- NSTR

- **CLASS 'A' COMMERCIAL VEHICLE MISHAPS (0)**

- NSTR



# **USN - SHORT NARRATIVES**

## **USN CLASS 'A' - PMV FATALITIES (24)**

- **PMV-4 FATALITIES (6)**
  - 4 May 2025 (Naval Base Great Lakes, IL) SVM involved in a motor vehicle accident on base, died at scene.
  - 12 Apr 2025 (Bremerton, WA) SVM involved in a motor vehicle accident, died at scene.
  - 29 Jan 2025 (Pensacola, FL) SVM involved in a motor vehicle accident, died at hospital on 5 Feb 2025.
  - 27 Nov 2024 (Vallejo, CA) SVM involved in a motor vehicle accident, died at scene.
  - 12 Nov 2024 (Chinquapin, NC) SVM involved in a motor vehicle accident, died at scene.
  - 7 Nov 2024 (Lumber City, GA) SVM involved in a motor vehicle accident, died at scene.
- **PMV-2 FATALITIES (18)**
  - 29 Apr 2025 (Jacksonville, FL) SVM involved in a motorcycle accident, died at scene.
  - 27 Apr 2025 (Sicily, IT) SVM involved in a motorcycle accident, succumbed to injuries on 28 Apr 25 in hospital.
  - 9 Apr 2025 (Honolulu, HI) SVM involved in a motorcycle accident, died at hospital.
  - 19 Mar 2025 (Charleston, SC) SVM involved in a motorcycle accident, died at hospital.
  - 14 Mar 2025 (Pensacola, FL) SVM involved in a motorcycle accident, died at hospital.
  - 23 Feb 2025 (Fairfax, VA) SVM involved in a motorcycle accident, died at scene.
  - 2 Feb 2025 (Hampton, VA) SVM involved in a motorcycle accident, died at scene.
  - 26 Jan 2025 (Jacksonville, FL) SVM involved in a motorcycle accident, died at scene.
  - 28 Dec 2024 (San Diego, CA) SVM involved in a motorcycle accident, died at scene.
  - 13 Dec 2024 (El Cajon, CA) SVM involved in a motorcycle accident, died at scene.
  - 1 Dec 2024 (Norfolk, VA) SVM involved in a motorcycle accident, died at scene.
  - 27 Nov 2024 (Jacksonville, FL) SVM involved in a motorcycle accident, died at scene.
  - 25 Nov 2024 (Hampton, VA) SVM involved in a motorcycle accident, died at scene.
  - 8 Nov 2024 (Groton, CT) SVM involved in a motorcycle accident, died at scene.
  - 7 Nov 2024 (Oak Harbor, WA) SVM involved in a motorcycle accident, died at hospital.
  - 31 Oct 2024 (St. Mary's, GA) SVM involved in a motorcycle accident, died at scene.
  - 22 Oct 2024 (Honolulu, HI) SVM involved in a motorcycle accident, died at scene.
  - 2 Oct 2024 (Kingsland, GA) SVM involved in a motorcycle accident, died at scene.
- **PMV-0 FATALITIES (0)**
  - NSTR





# **USN - SHORT NARRATIVES**

## **USN CLASS 'A' USN - OFF-DUTY/RECREATIONAL FATALITIES (5)**

- **OFF-DUTY/REC FATALITIES (4)**
  - 18 Jan 2025 (Maui, HI) SVM drowned while snorkeling, died at hospital.
  - 6 Dec 2024 (Ipan, Guam) SVM suffered drowning on beach, succumbed to injury on 7 Dec 24,
  - 25 Nov 2024 (Yokosuka, Japan) Sailor fell off base from an unknown height, succumbed to injuries.
  - 3 Nov 2024 (NS Meridian, MS) SVM suffered medical emergency, died at hospital.

## **USN CLASS 'A' – PERMANENT TOTAL DISABILITIES (1)**

- 19 Dec 2024 (Vail, CO) MIDN involved in a skiing accident while on leave, resulting on permanent total disability.



# **USMC - SHORT NARRATIVES**

## **USMC CLASS 'A' AVIATION MISHAPS (includes UAS/UAV, FRMs and AGMs not included in the Flight Slide) (3)**

- **CLASS A FLIGHT MISHAPS (2)**
  - 20 Dec 2024 (MCB Camp Pendleton, CA) CH-53E had inflight emergency, landed safely, all crew egressed, no injuries reported.
  - 25 Oct 2024 (MCAS Yuma, AZ) CH-53E: Aircraft crashed on takeoff. Aircraft repairable. Multiple minor injuries reported.
- **CLASS 'A' FLIGHT-RELATED MISHAPS (FREL) (0)**
  - NSTR
- **CLASS 'A' AGM MISHAPS (1)**
  - 30 Apr 2025 (MCAS Iwakuni, Japan) F-35B experience engine fire on deck during maintenance evolution, one person sustained minor injuries.
- **CLASS 'A' MISHAP – UAV (0)**
  - NSTR

## **USMC CLASS 'A' GROUND MISHAPS (3)**

- **CLASS A GROUND MISHAPS (3)**
  - 6 Feb 2025 (Location Withheld – OPSEC) SVM perished in an aircraft accident.
  - 20 Dec 2024 (Camp Lejeune, NC) SVM involved in a training event, died at hospital.
  - 7 Dec 2024 (MCB Camp Pendleton, CA) SVM involved in a command-directed hike, succumbed to injuries enroute to the hospital.
- **CLASS A PHYSICAL TRAINING MISHAPS (0)**
  - NSTR



# **USMC - SHORT NARRATIVES**

## **USMC CLASS 'A' ON-DUTY MOTOR VEHICLE MISHAPS (2)**

- **CLASS 'A' TACTICAL VEHICLE MISHAPS (1)**
  - 8 Nov 2024 (MCB Camp Pendleton, CA) SVM sustained fatal injury during work evolution.
- **CLASS 'A' COMMERCIAL VEHICLE MISHAPS (1)**
  - 15 April 2025 (El Paso, TX) 3 x SVM injured in a motor vehicle accident on duty, two succumbed to their injuries at the hospital.

## **USMC CLASS 'A' PMV FATALITIES (17)**

- **PMV-4 FATALITIES (6)**
  - 1 Mar 2025 (Holly Ridge, NC) SVM involved in a motor vehicle accident, died at scene.
  - 30 Dec 2024 (Houston, TX) SVM involved in a motor vehicle accident, died at hospital.
  - 24 Dec 2024 (Augusta, GA) SVM involved in a motor vehicle accident, succumbed to injuries on 24 Dec 24.
  - 22 Dec 2024 (Klamouth County, OR) SVM involved in a motor vehicle accident, died at scene.
  - 15 Dec 2024 (Punalu'u, HI) SVM involved in a motor vehicle accident, succumbed to injuries on 19 Dec 24.
  - 6 Dec 2024 (Richland, NC) SVM involved in a motor vehicle accident, died at scene.
- **PMV-2 FATALITIES (9)**
  - 31 Mar 2025 (Manning, SC) SVM involved in a motorcycle accident, died at scene.
  - 20 Mar 2025 (Escondido, CA) SVM involved in a motorcycle accident, died at hospital.
  - 19 Jan 2025 (Panorama, CA) SVM involved in a motorcycle accident, died at scene.
  - 14 Dec 2024 (Menifee, CA) SVM involved in a motorcycle accident, died at scene.
  - 19 Nov 2024 (IVO Kin, Okinawa, Japan) SVM involved in a motorcycle accident, died at hospital.
  - 31 Oct 2024 (Santa Ana, CA) SVM involved in a motorcycle accident, died at hospital on 4 Nov 24.
  - 27 Oct 2024 (St Louis, MO) SVM involved in a motorcycle accident, died at scene.
  - 17 Oct 2024 (Jacksonville, NC) SVM involved in a motorcycle accident, died at hospital.
  - 15 Oct 2024 (Oceanside, CA) SVM involved in a motorcycle accident, died at scene.
- **PMV-0 FATALITIES (2)**
  - 12 Mar 2025 (Tampa, FL) SVM was struck by motor vehicle while running, died at hospital.
  - 8 Feb 2025 (Los Angeles, CA) SVM was struck by motor vehicle on highway, deceased at scene.



# **USMC - SHORT NARRATIVES**

## **USMC CLASS 'A' OFF-DUTY/RECREATIONAL FATALITIES (4)**

- **OFF-DUTY/REC FATALITIES (4)**
  - 3 May 2025 (Mount Funaro, Japan) SVM on leave hiking with another service member, died at hospital.
  - 24 Dec 2024 (Grand Junction, CO) SVM involved in a skiing accident, died at hospital on 6 Jan 25.
  - 20 Dec 2024 (Bangui, Ilocos Norte, Philippines) SVM drowned during training event.
  - 12 Oct 2024 (Raleigh, NC) SVM sustained injury from accidental personal firearm discharge, died at scene.

## **USMC CLASS 'A' – PERMANENT TOTAL DISABILITIES (2)**

- 12 Apr 2025 (Jacksonville, FL) SVM involved in a motor vehicle accident, resulting in permanent total disability (PTD).
- 3 Nov 2024 (Martinsburg, WV) SVM involved in an off-duty/off-road motorcycle accident resulting in permanent total disability (PTD) .



## *Mishap Confidence Interval*



- UCI = Upper Confidence Interval    LCI = Lower Confidence Interval
- Rate values above the UCI or below the LCI infer a statistically significant change is probable. This is only an indicator. Significance cannot be determined until end-of-year.
- Values between the UCI and LCI infer that nothing significant has occurred to increase or decrease mishap rate.

(Confidence Interval is based on: Poisson Rate related to a Chi Squared Distribution and calculated using FY16-20 data except for the Lost Work Days and Lost Time Case slides which were based on a normal distribution).