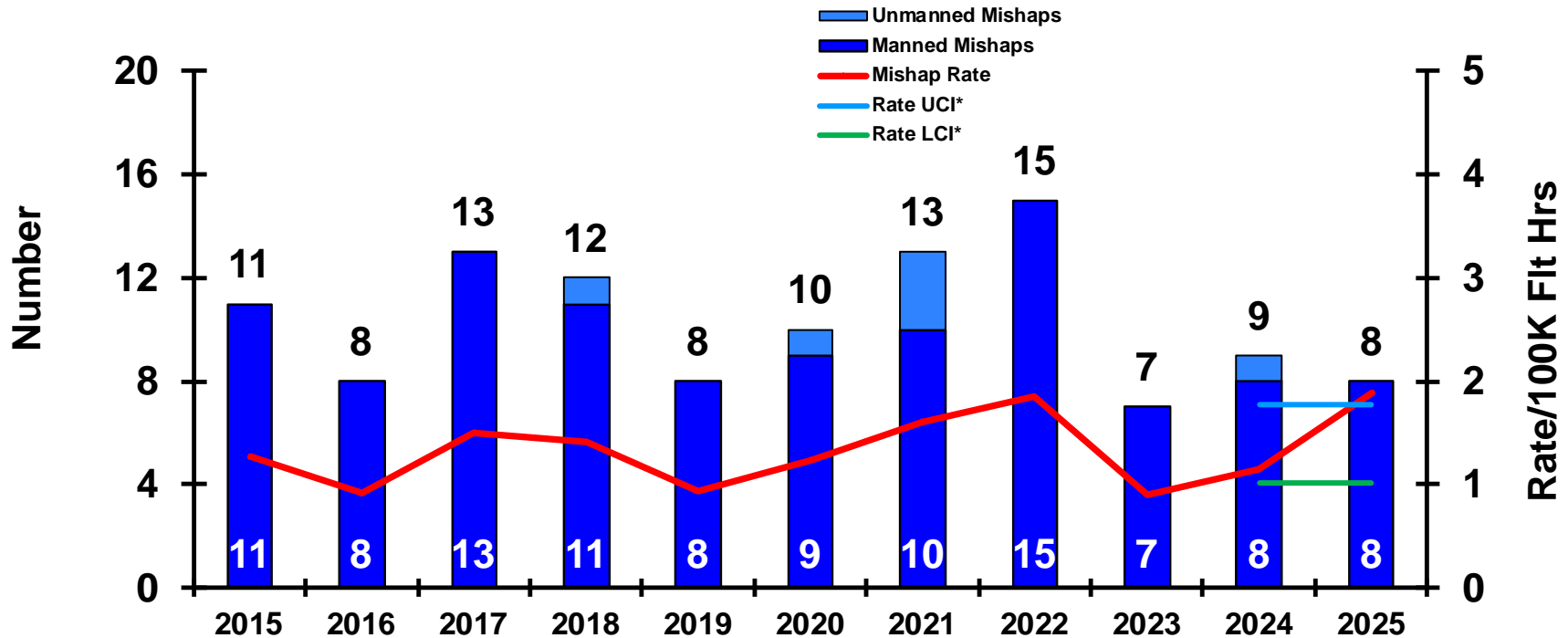




CLASS 'A' - AVIATION MISHAPS

(This slide is the summary slide for Slides 2-4. Slides 2-4 provide additional detailed information)



CLASS A MISHAPS/MISHAP RATE FY COMPARISON:

FY24 MISHAPS/MISHAP RATE:

10-YEAR AVERAGE (FY15-FY24) MISHAPS/MISHAP RATE:

20-May-25

8/1.88

9/1.15

10.60/1.28

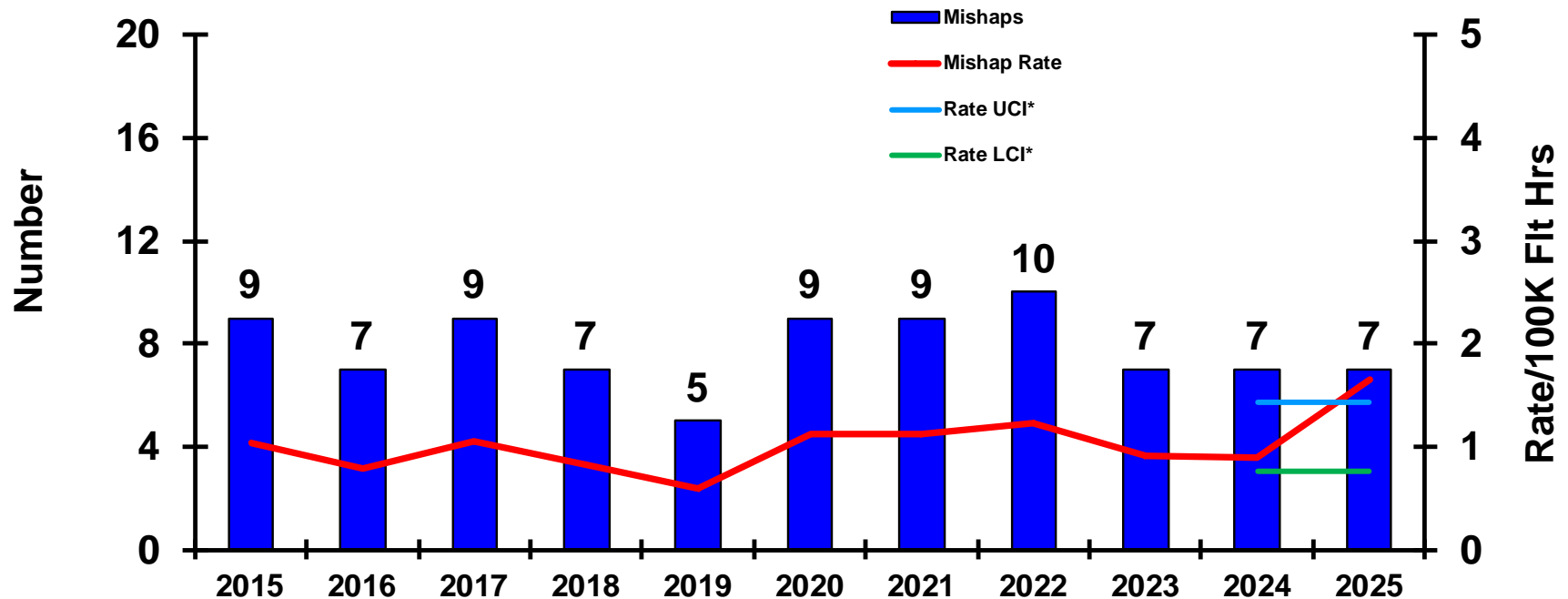
20-May-24

7/1.42



CLASS 'A' - FLIGHT MISHAPS

Manned Aircraft Only



CLASS A MISHAPS/MISHAP RATE FY COMPARISON:

FY24 MISHAPS/MISHAP RATE:

10-YEAR AVERAGE (FY15-FY24) MISHAPS/MISHAP RATE:

20-May-25

7/1.65

7/0.90

7.90/0.95

20-May-24

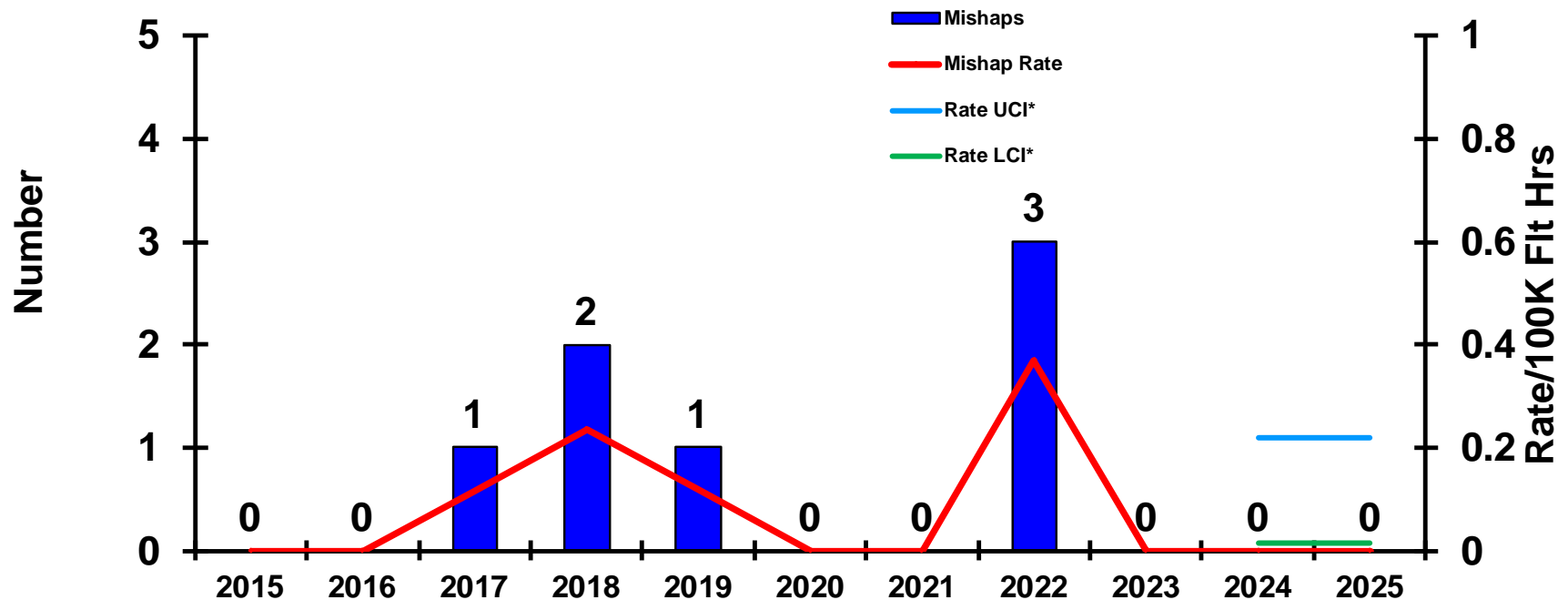
5/1.02



CLASS 'A' - FLIGHT-RELATED (FREL)

MISHAPS

Manned Aircraft Only



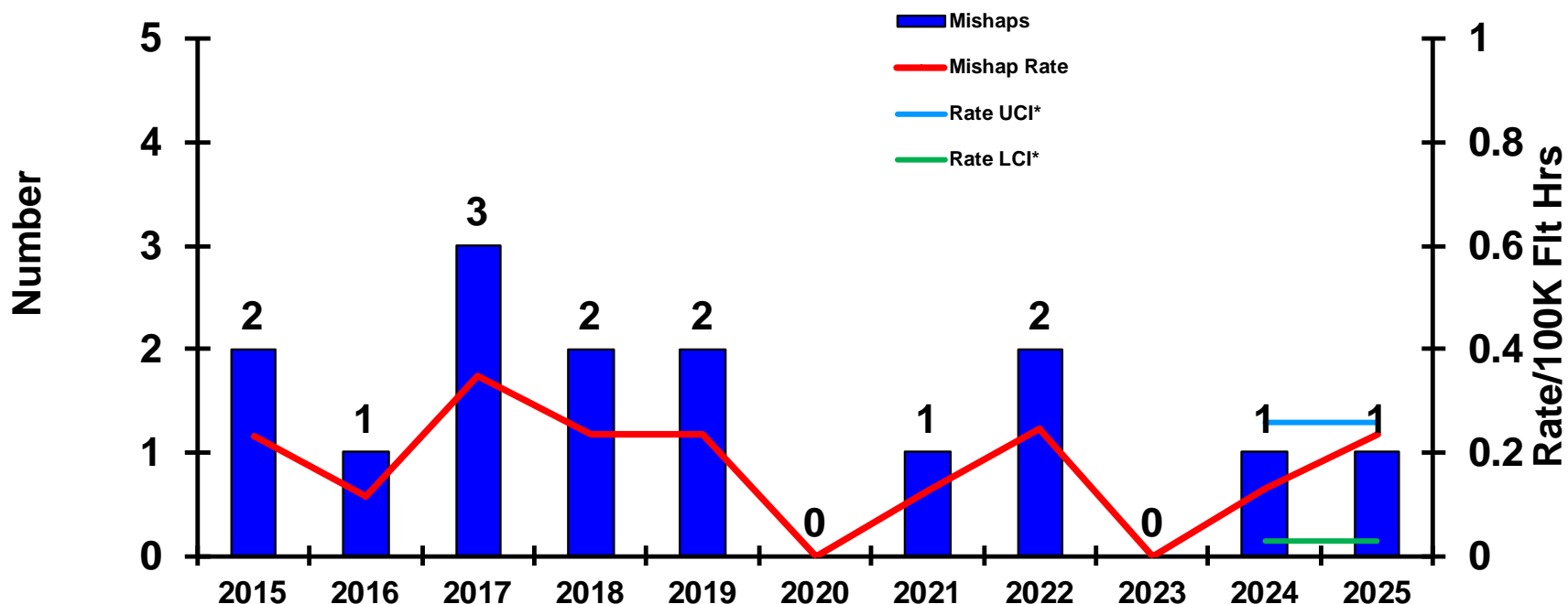
	20-May-25	20-May-24
CLASS A MISHAPS/MISHAP RATE FY COMPARISON:	0/0.00	0/0.00
FY24 MISHAPS/MISHAP RATE:	0/0.00	
10-YEAR AVERAGE (FY15-FY24) MISHAPS/MISHAP RATE:	0.70/0.08	



CLASS 'A' - AVIATION GROUND MISHAPS

(AGM)

Manned Aircraft Only



CLASS A MISHAPS/MISHAP RATE FY COMPARISON:

FY24 MISHAPS/MISHAP RATE:

10-YEAR AVERAGE (FY15-FY24) MISHAPS/MISHAP RATE:

20-May-25

1/0.24

1/0.13

1.40/0.17

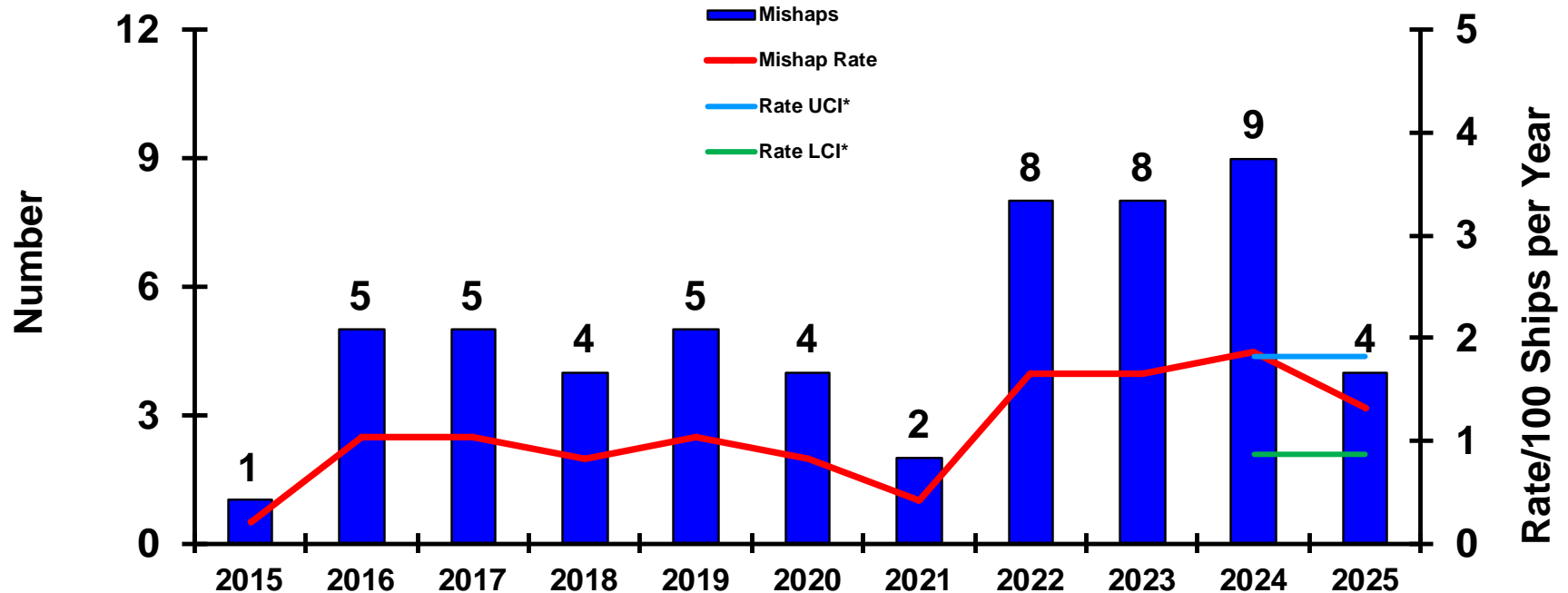
20-May-24

1/0.20



CLASS 'A' - AFLOAT MISHAPS

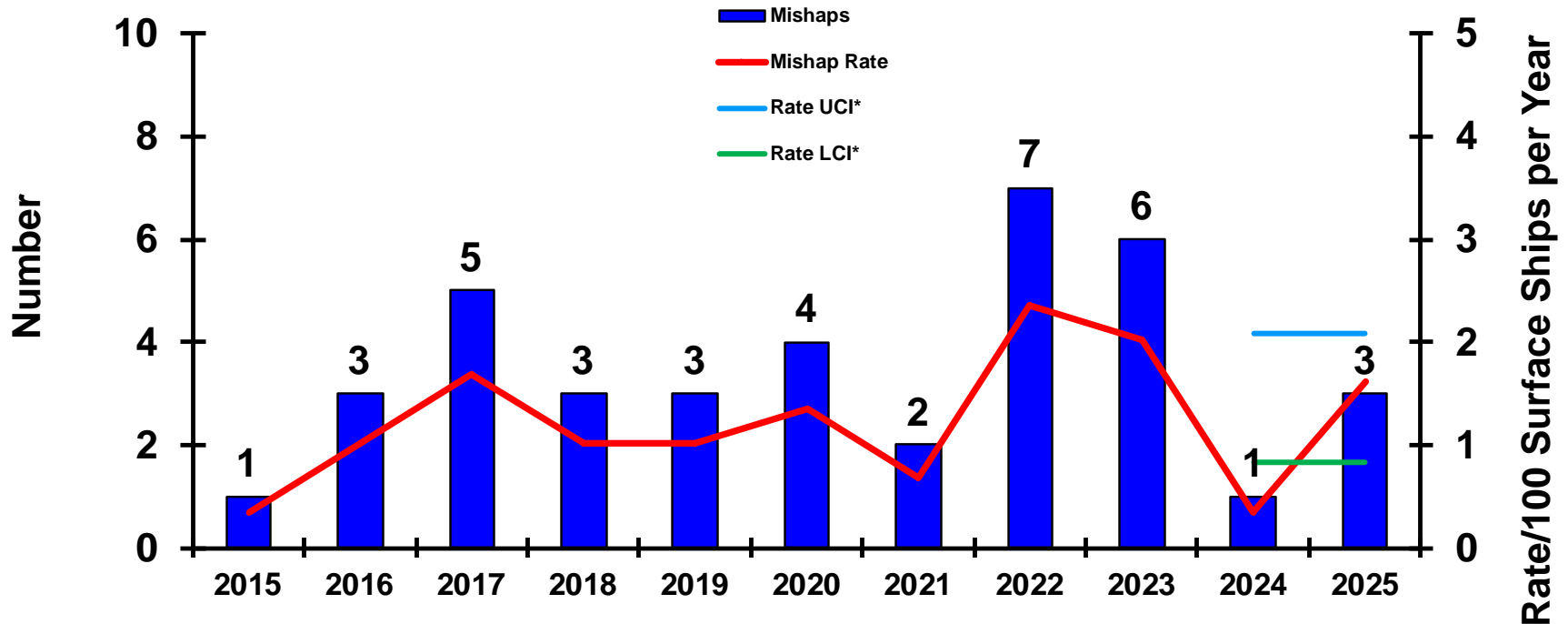
(This slide is the summary slide for Slides 6-9. Slides 6-9 provide additional detailed information)



	20-May-25	20-May-24
CLASS A MISHAPS/MISHAP RATE FY COMPARISON:	4/1.31	6/1.97
FY24 MISHAPS/MISHAP RATE:	9/1.86	
10-YEAR AVERAGE (FY15-FY24) MISHAPS/MISHAP RATE:	5.10/1.06	



CLASS 'A' - SURFACE SHIP MISHAPS



CLASS A MISHAPS/MISHAP RATE FY COMPARISON:

FY24 MISHAPS/MISHAP RATE:

10-YEAR AVERAGE (FY15-FY24) MISHAPS/MISHAP RATE:

20-May-25

3/1.61

1/0.34

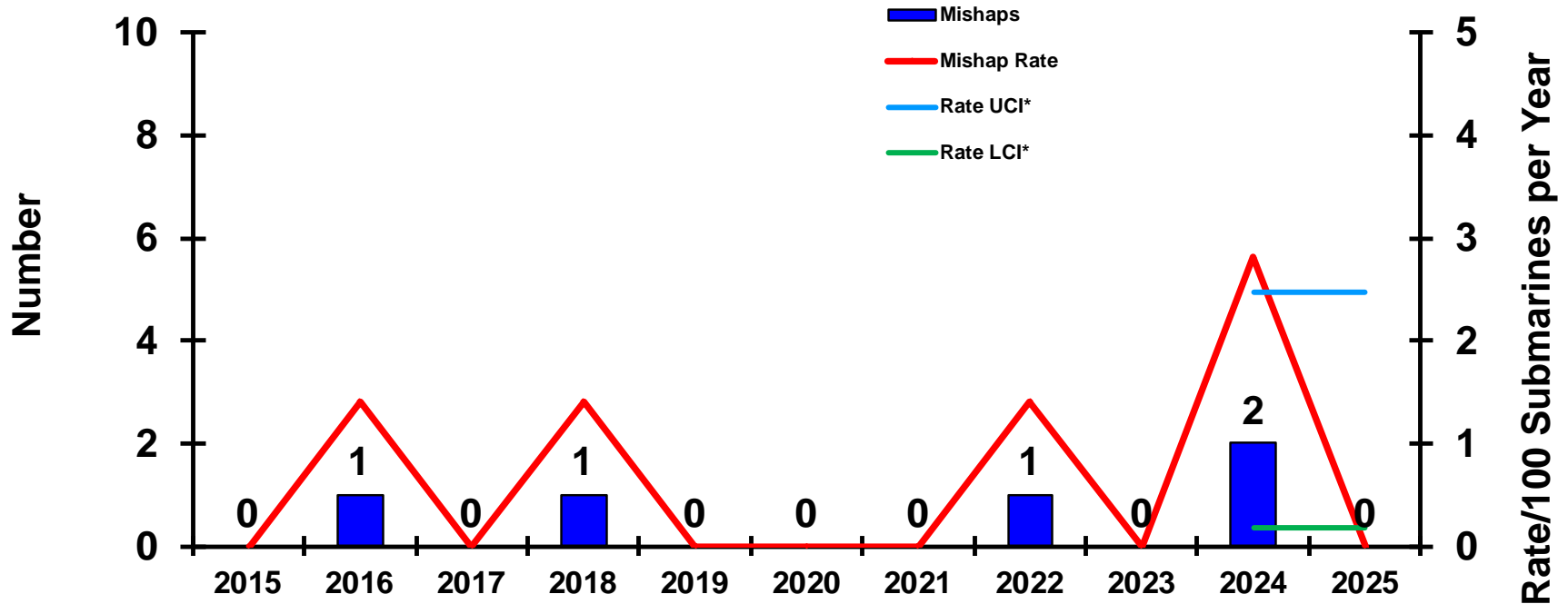
3.50/1.18

20-May-24

1/0.54



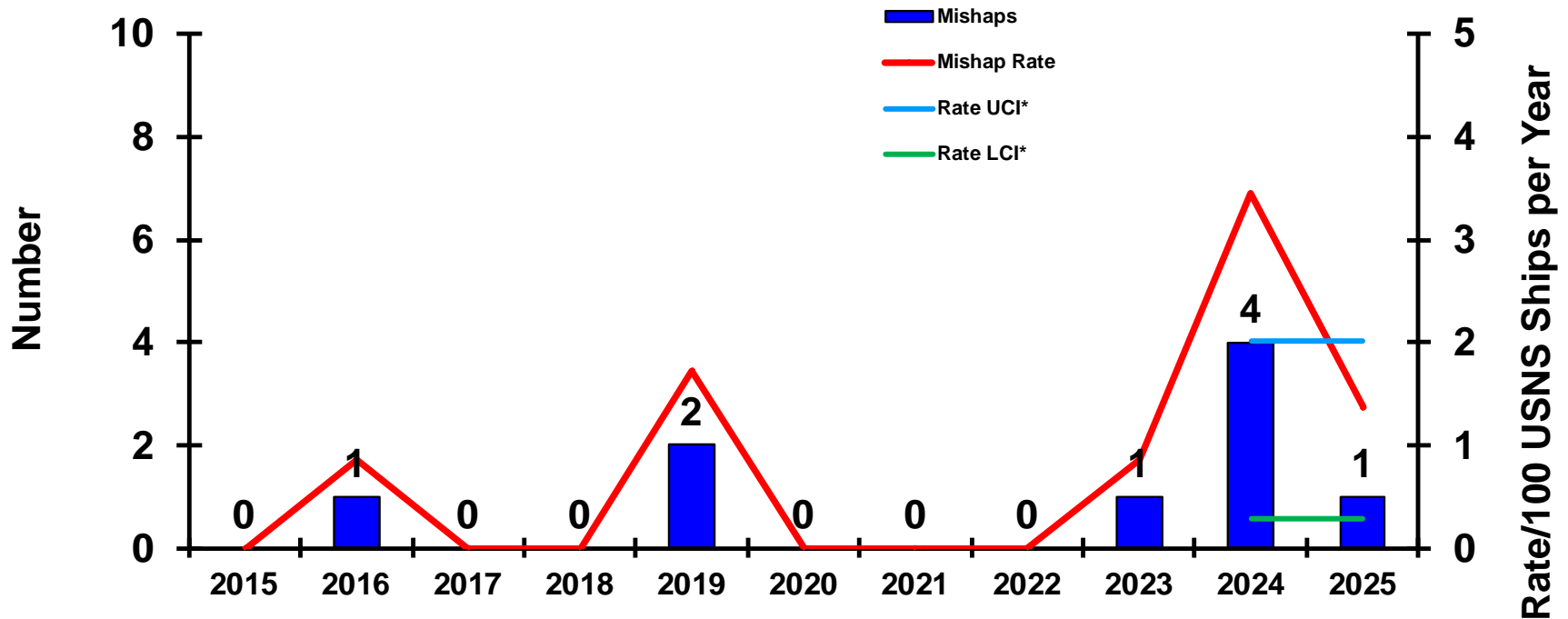
CLASS 'A' - SUBMARINE MISHAPS



	20-May-25	20-May-24
CLASS A MISHAPS/MISHAP RATE FY COMPARISON:	0/0.00	1/2.24
FY24 MISHAPS/MISHAP RATE:	2/2.82	
10-YEAR AVERAGE (FY15-FY24) MISHAPS/MISHAP RATE:	0.50/0.70	



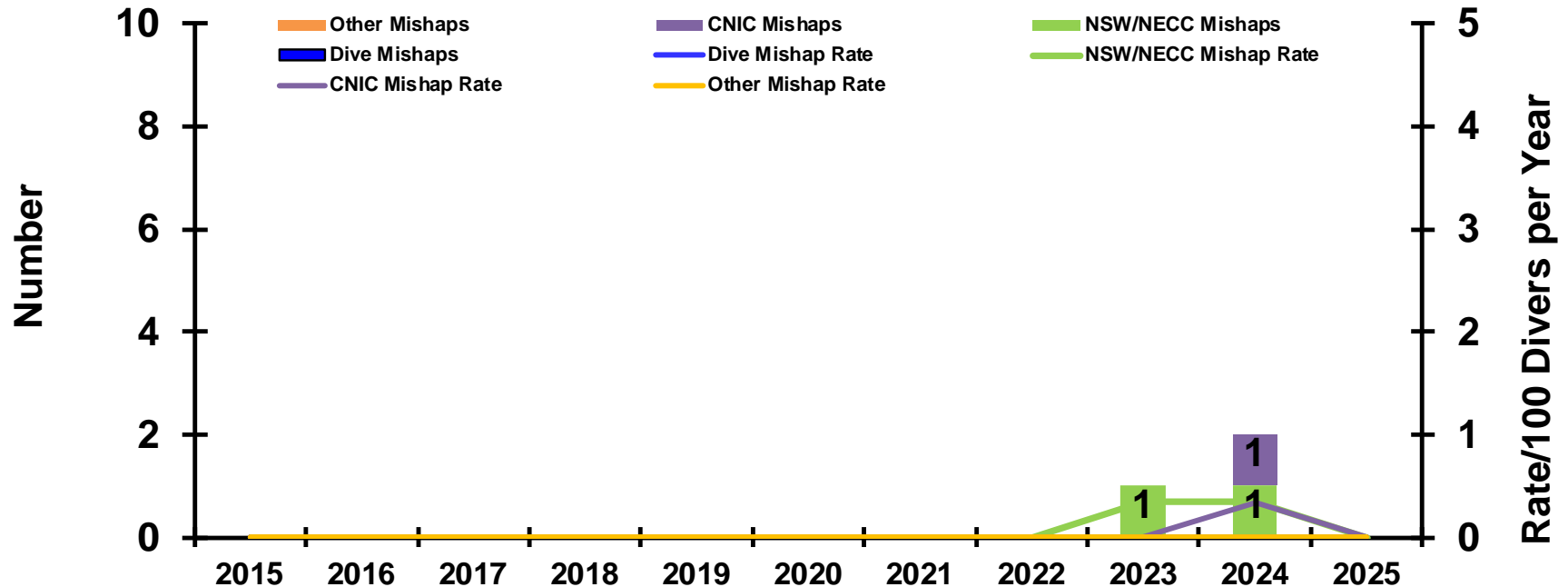
CLASS 'A' - MILITARY SEALIFT COMMAND **(MSC) AFLOAT MISHAPS**



	20-May-25	20-May-24
CLASS A MISHAPS/MISHAP RATE FY COMPARISON:	1/1.37	2/2.74
FY24 MISHAPS/MISHAP RATE:	4/3.45	
10-YEAR AVERAGE (FY15-FY24) MISHAPS/MISHAP RATE:	0.80/0.69	



CLASS 'A' – DIVE/CNIC/NSW/NECC/OTHER MISHAPS

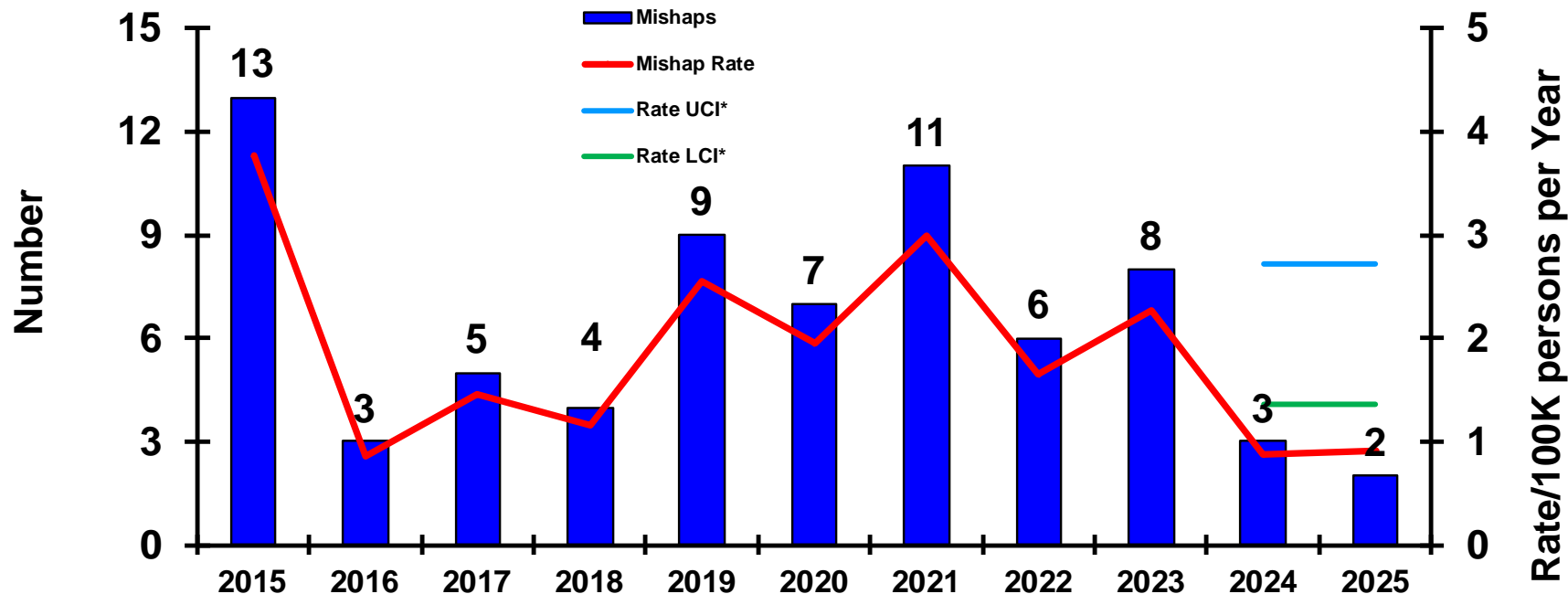


	Dive		NSW/NECC		CNIC		Other	
	20-May-25	20-May-24	20-May-25	20-May-24	20-May-25	20-May-24	20-May-25	20-May-24
CLASS A COMPARISON:	0/0.00	0/0.00	0/0.00	1/0.54	0/0.00	1/0.54	0/0.00	0/0.00
FY24 MISHAPS/MISHAP RATE:	0/0.00		1/0.34		1/0.34		0/0.00	
10-YEAR AVERAGE	0.00/0.00		0.20/0.07		0.10/0.03		0.00/0.00	



CLASS 'A' - SHORE ON-DUTY MISHAPS

(This slide is the summary slide for Slides 11-14. Slides 11-14 provide additional detailed information)



CLASS A MISHAPS/MISHAP RATE FY COMPARISON:

FY24 MISHAPS/MISHAP RATE:

10-YEAR AVERAGE (FY15-FY24) MISHAPS/MISHAP RATE:

20-May-25

2/0.92

3/0.87

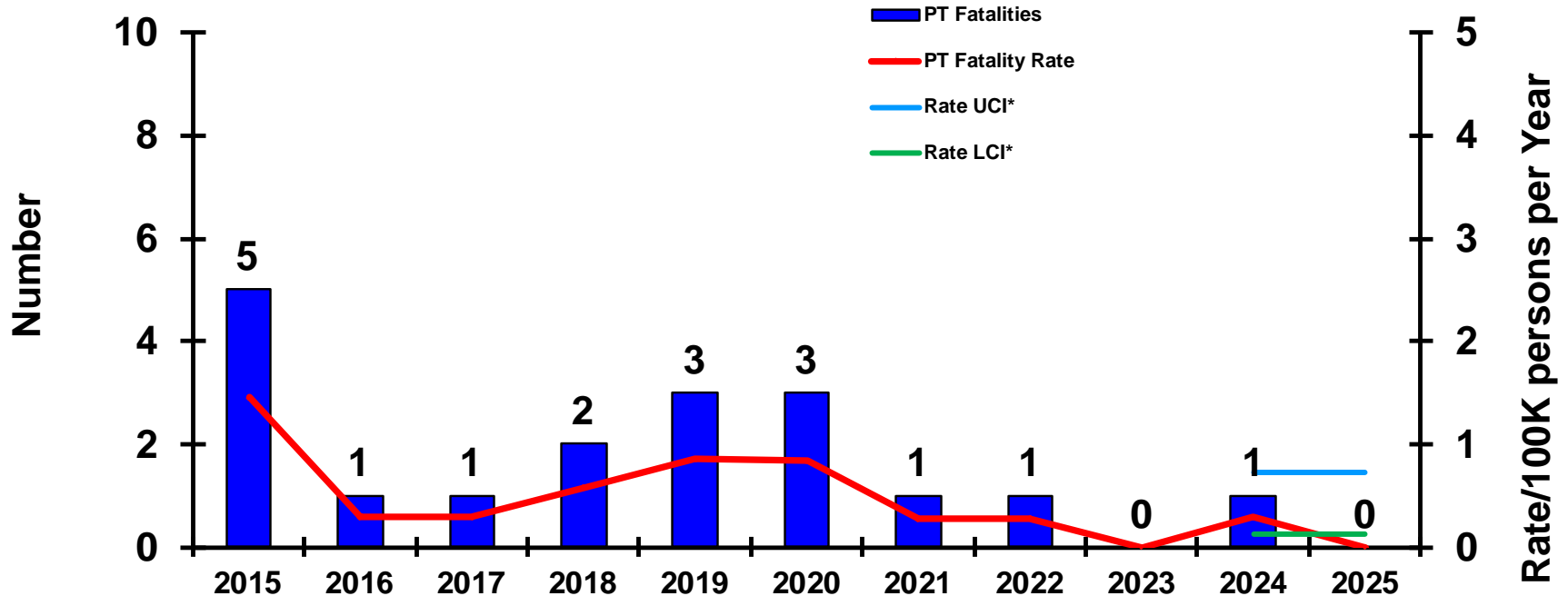
6.90/1.96

20-May-24

2/0.92



CLASS 'A' - PHYSICAL TRAINING FATALITIES

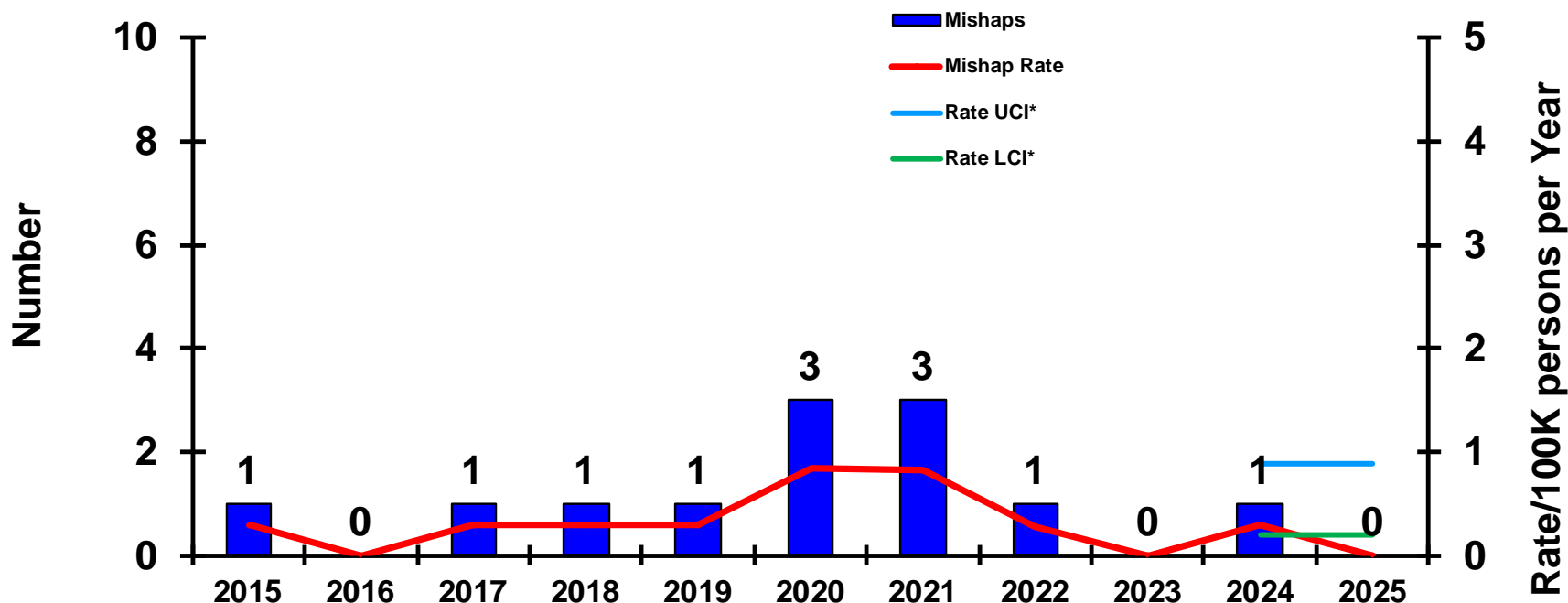


	20-May-25	20-May-24
CLASS A FATALITIES/FATALITY RATE FY COMPARISON:	0/0.00	1/0.46
FY24 FATALITIES/FATALITY RATE:	1/0.29	
10-YEAR AVERAGE (FY15-FY24) FATALITIES/FATALITY RATE:	1.80/0.51	

*see last slide for definition of UCI/LCI



CLASS 'A' - ON-DUTY MOTOR VEHICLE (MV) MISHAPS

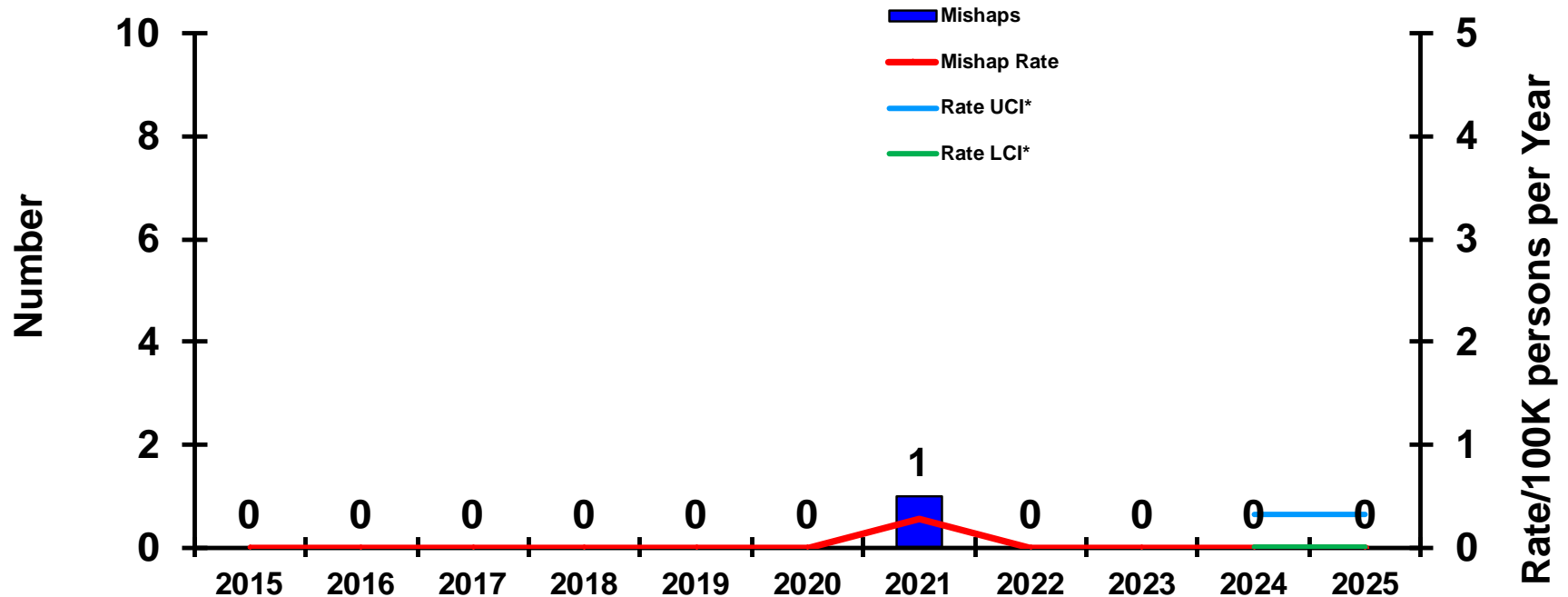


	20-May-25	20-May-24
CLASS A MISHAPS/MISHAP RATE FY COMPARISON:	0/0.00	1/0.46
FY24 MISHAPS/MISHAP RATE:	1/0.29	
10-YEAR AVERAGE (FY15-FY24) MISHAPS/MISHAP RATE:	1.20/0.34	



CLASS 'A' - TACTICAL VEHICLE (TACVEH)

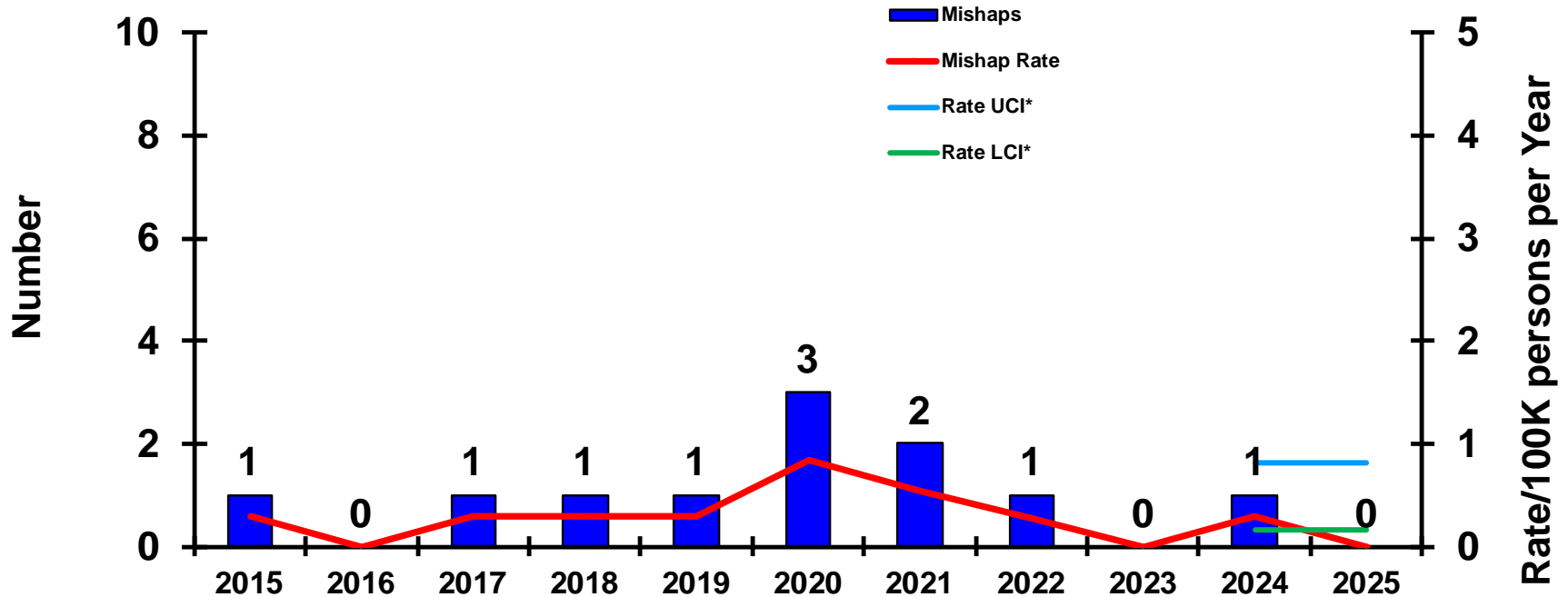
MISHAPS



	20-May-25	20-May-24
CLASS A MISHAPS/MISHAP RATE FY COMPARISON:	0/0.00	0/0.00
FY24 MISHAPS/MISHAP RATE:	0/0.00	
10-YEAR AVERAGE (FY15-FY24) MISHAPS/MISHAP RATE:	0.10/0.03	



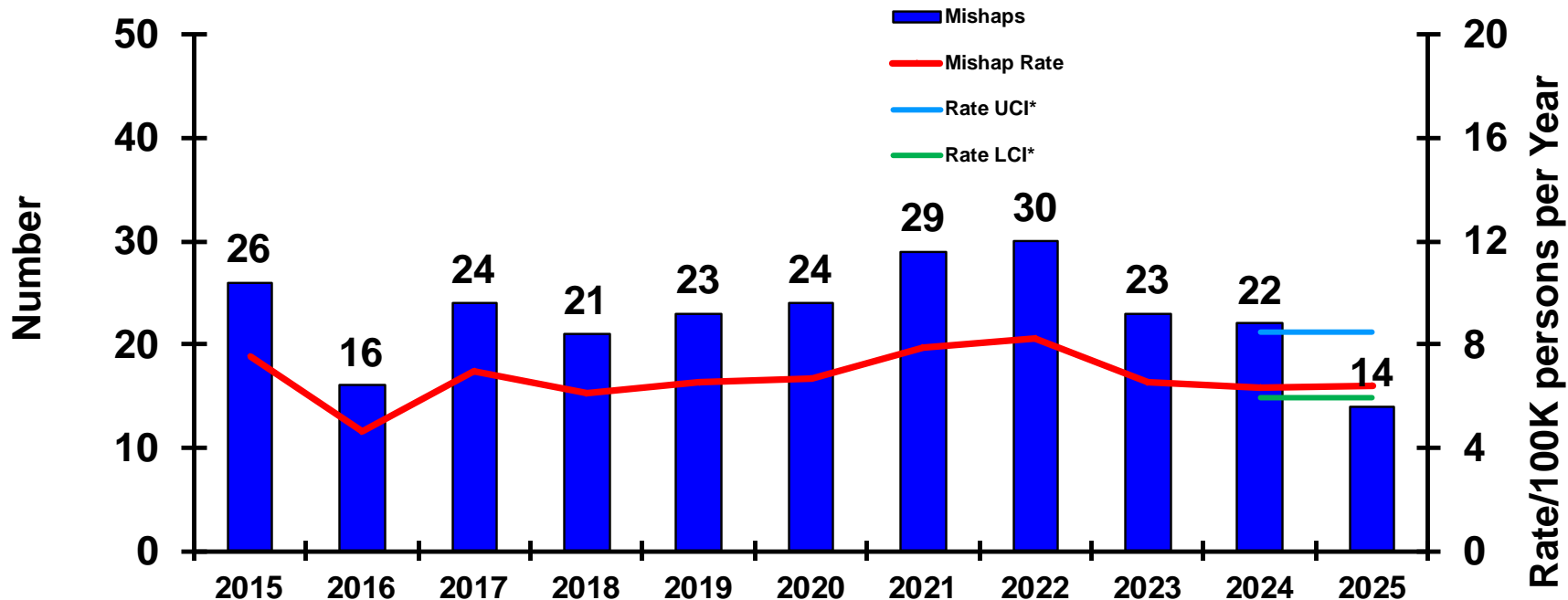
CLASS 'A' - COMMERCIAL VEHICLE (COMMVEH) MISHAPS



	20-May-25	20-May-24
CLASS A MISHAPS/MISHAP RATE FY COMPARISON:	0/0.00	1/0.46
FY24 MISHAPS/MISHAP RATE:	1/0.29	
10-YEAR AVERAGE (FY15-FY24) MISHAPS/MISHAP RATE:	1.10/0.31	



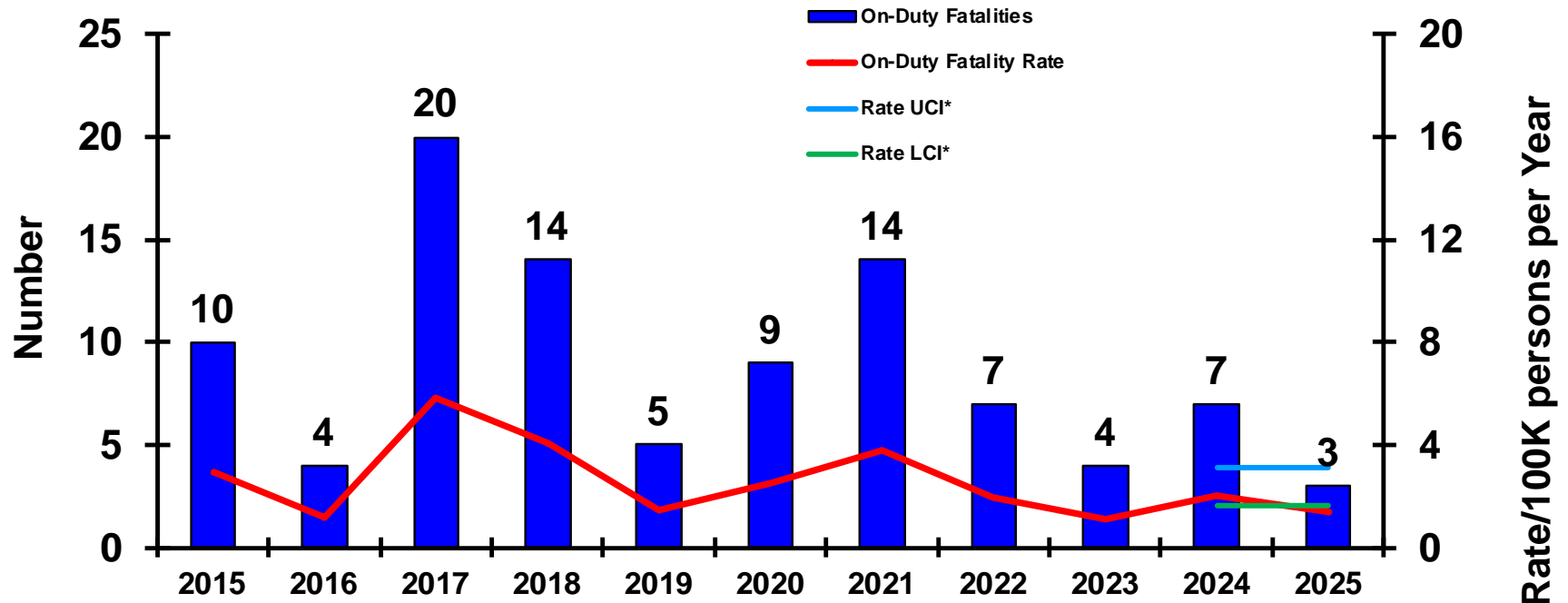
CLASS 'A' - ON-DUTY MISHAPS



	20-May-25	20-May-24
CLASS A MISHAPS/MISHAP RATE FY COMPARISON:	14/6.42	16/7.33
FY24 MISHAPS/MISHAP RATE:	22/6.35	
10-YEAR AVERAGE (FY15-FY24) MISHAPS/MISHAP RATE:	23.80/6.75	



CLASS 'A' - ON-DUTY FATALITIES



Slide does not show Government Civilian Fatalities: FY25 - 0

Slide does not show Permanent Total Disability (PTD) : FY25 - 0

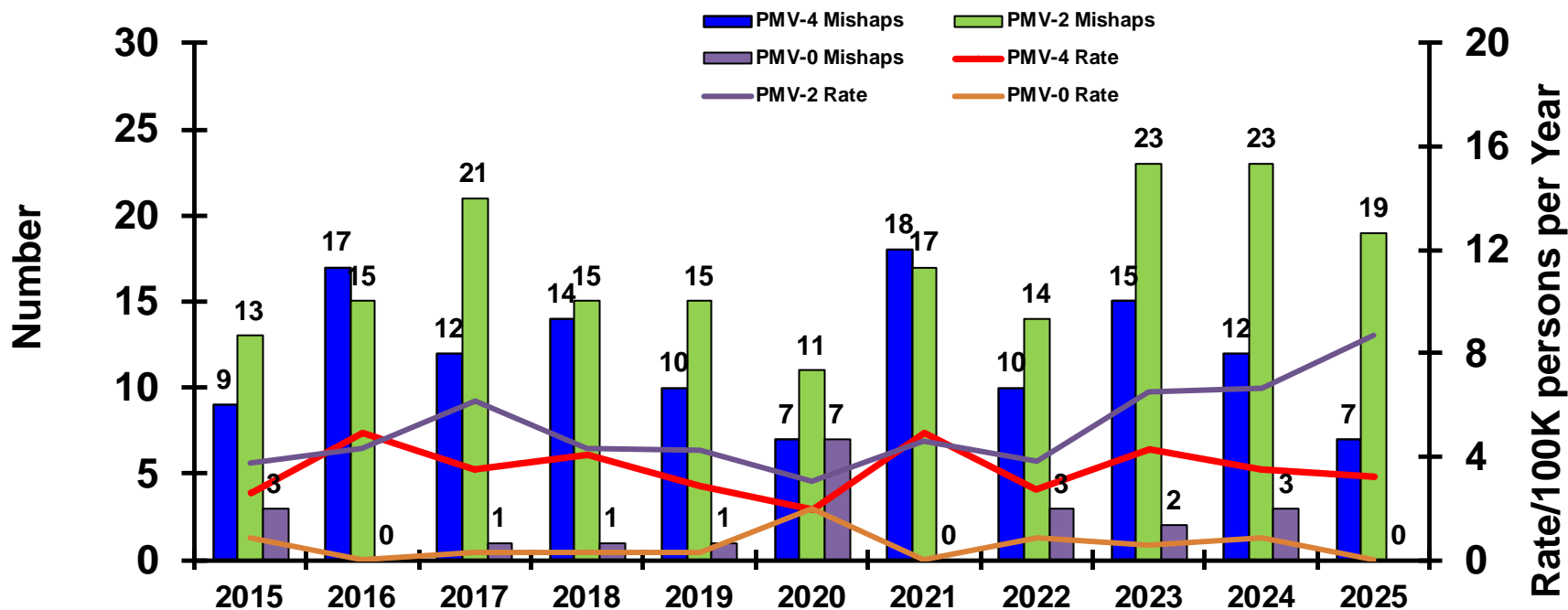
	20-May-25	20-May-24
CLASS A FATALITIES/FATALITY RATE FY COMPARISON:	3/1.37	5/2.29
FY24 FATALITIES/FATALITY RATE:	7/2.02	
10-YEAR AVERAGE (FY15-FY24) FATALITIES/FATALITY RATE:	9.40/2.67	

*see last slide for definition of UCI/LCI



CLASS 'A' - PRIVATE MOTOR VEHICLES (PMV) MISHAPS

(This slide is the summary slide for Slides 18-21. Slides 18-21 provide additional detailed information)



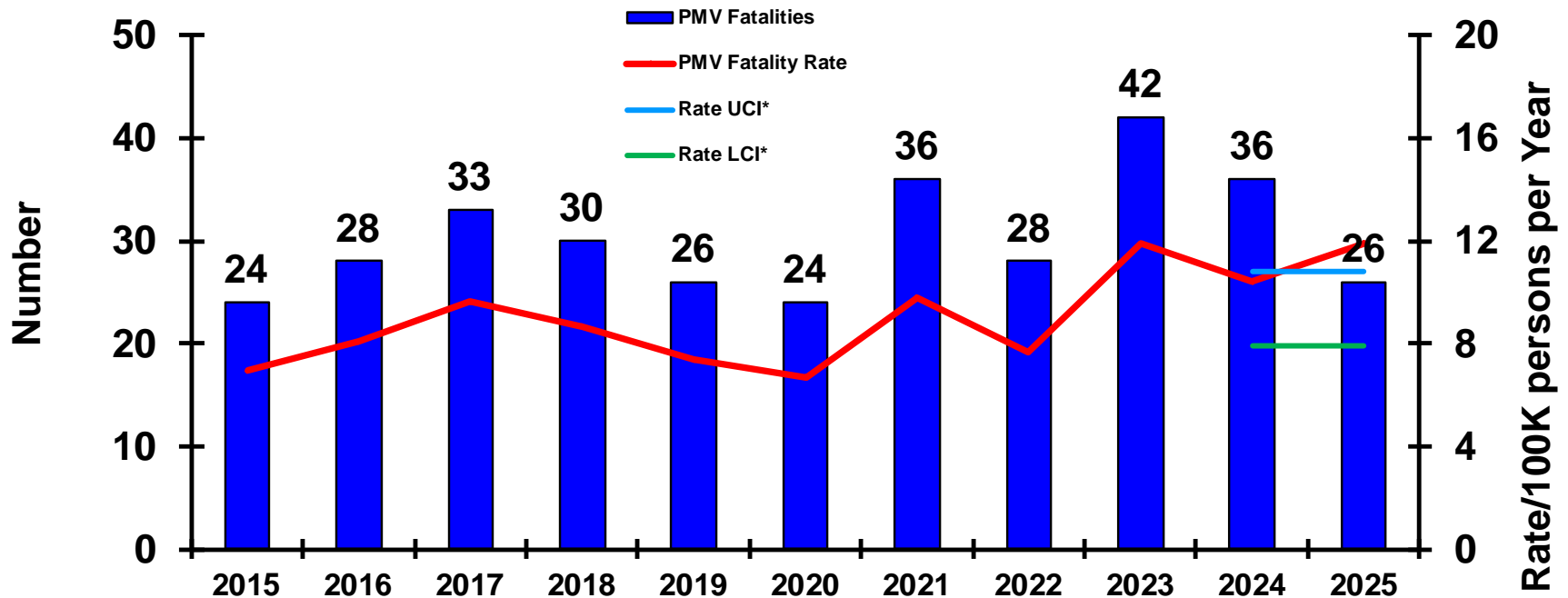
	PMV-4		PMV-2		PMV-0	
	20-May-25	20-May-24	20-May-25	20-May-24	20-May-25	20-May-24
CLASS A MISHAPS/MISHAP RATE FY COMPARISON:	7/3.21	5/2.29	19/8.71	12/5.50	0/0.00	3/1.37
FY24 MISHAPS/MISHAP RATE:	12/3.47		23/6.64		3/0.87	
10-YEAR AVERAGE (FY15-FY24) MISHAPS/MISHAP RATE:	12.40/3.52		16.70/4.74		2.10/0.60	

*see last slide for definition of UCI/LCI



CLASS 'A' - PRIVATE MOTOR VEHICLE (PMV) FATALITIES

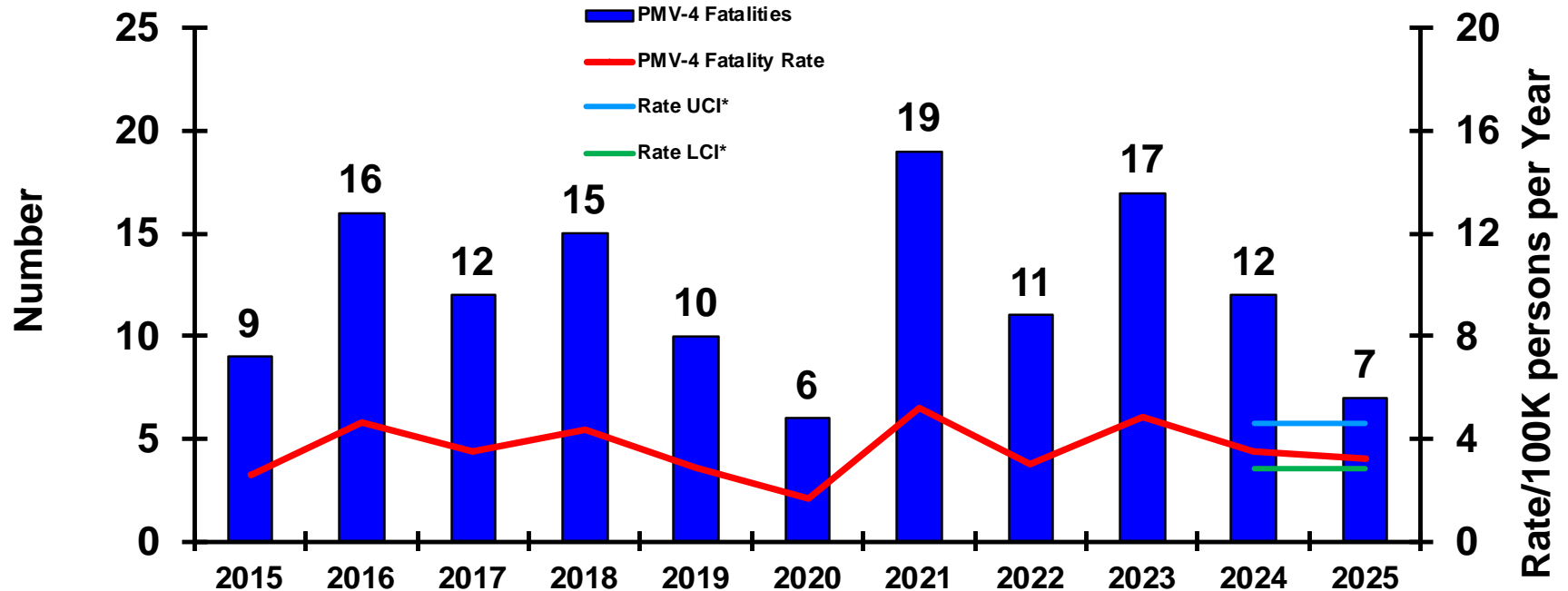
(This slide is the summary slide for Slides 19-21. Slides 19-21 provide additional detailed information)



	20-May-25	20-May-24
CLASS A FATALITIES/FATALITY RATE FY COMPARISON:	26/11.91	17/7.79
FY24 FATALITIES/FATALITY RATE:	36/10.40	
10-YEAR AVERAGE (FY15-FY24) FATALITIES/FATALITY RATE:	30.70/8.71	



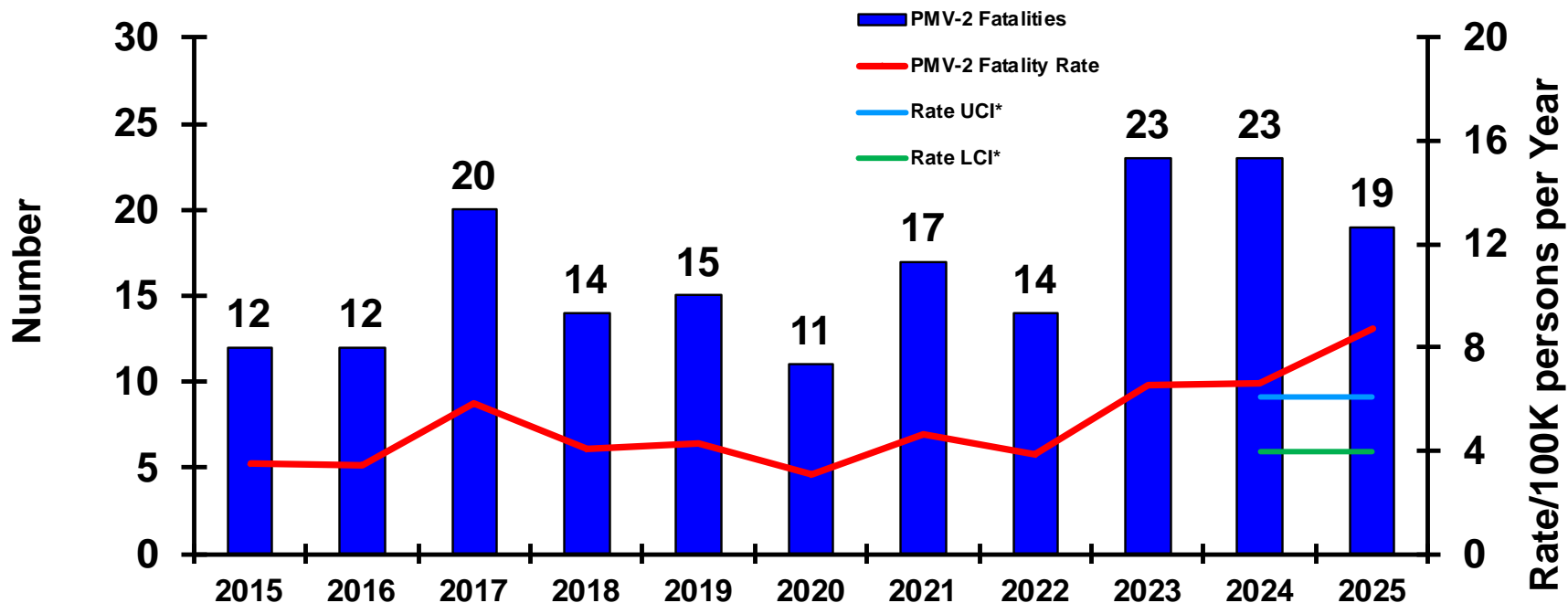
CLASS 'A' - AUTOMOBILE (PMV-4) FATALITIES



	20-May-25	20-May-24
CLASS A FATALITIES/FATALITY RATE FY COMPARISON:	7/3.21	5/2.29
FY24 FATALITIES/FATALITY RATE:	12/3.47	
10-YEAR AVERAGE (FY15-FY24) FATALITIES/FATALITY RATE:	12.70/3.60	



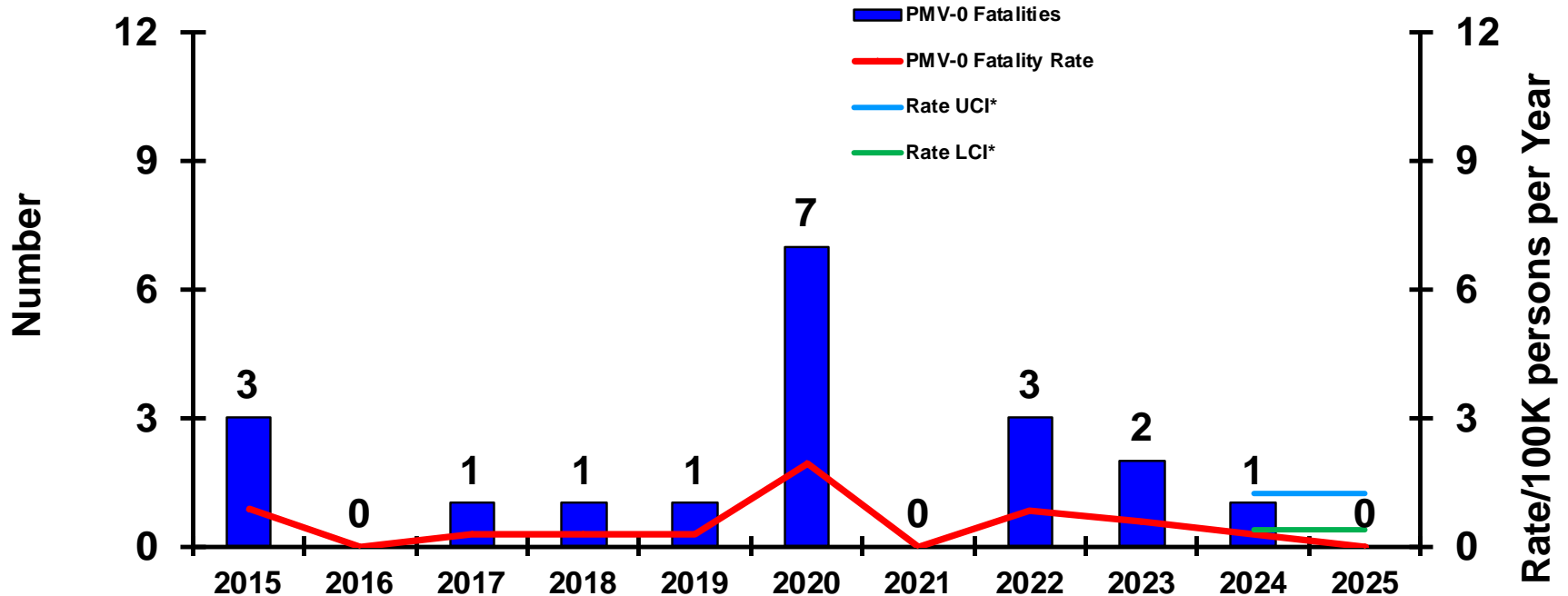
CLASS 'A' - MOTORCYCLE (PMV-2) FATALITIES



	20-May-25	20-May-24
CLASS A FATALITIES/FATALITY RATE FY COMPARISON:	19/8.71	11/5.04
FY24 FATALITIES/FATALITY RATE:	23/6.64	
10-YEAR AVERAGE (FY15-FY24) FATALITIES/FATALITY RATE:	16.10/4.57	



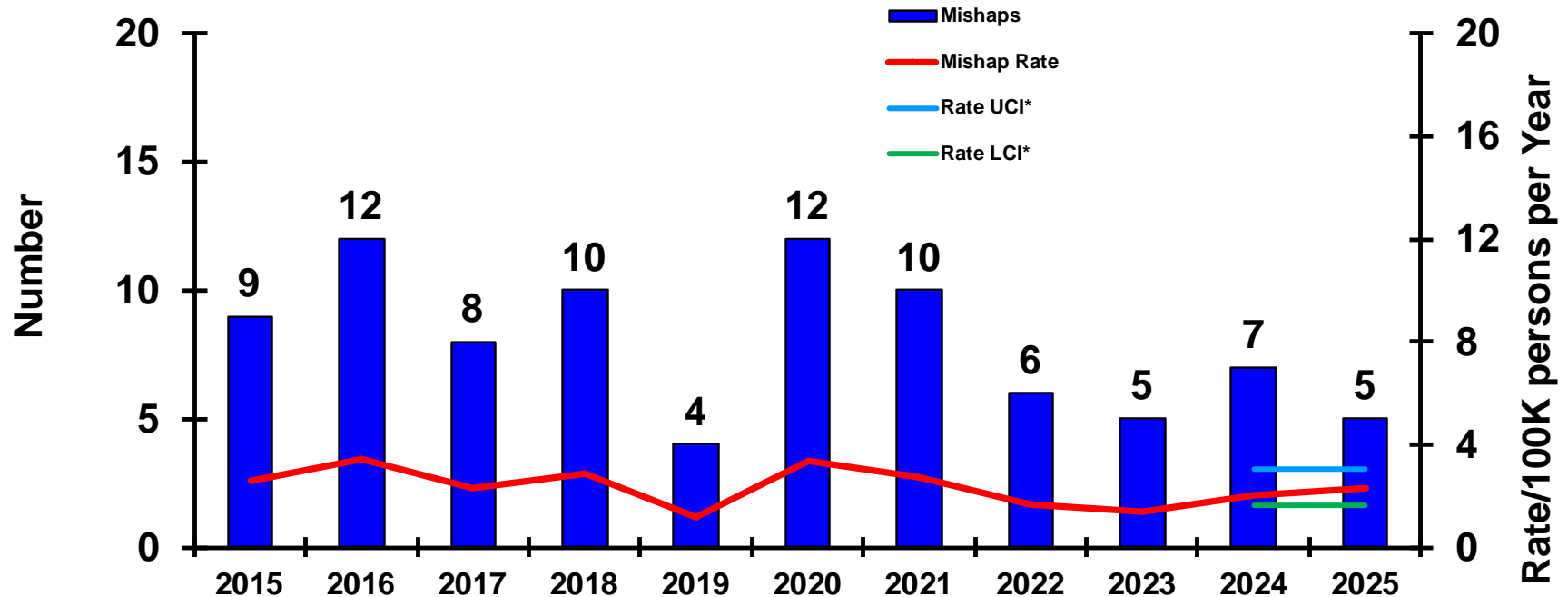
CLASS 'A' - PEDESTRIAN (PMV-0) FATALITIES



	20-May-25	20-May-24
CLASS A FATALITIES/FATALITY RATE FY COMPARISON:	0/0.00	1/0.46
FY24 FATALITIES/FATALITY RATE:	1/0.29	
10-YEAR AVERAGE (FY15-FY24) FATALITIES/FATALITY RATE:	1.90/0.54	



CLASS 'A' - OFF-DUTY/REC MISHAPS



CLASS A MISHAPS/MISHAP RATE FY COMPARISON:

FY24 MISHAPS/MISHAP RATE:

10-YEAR AVERAGE (FY15-FY24) MISHAPS/MISHAP RATE:

20-May-25

5/2.29

7/2.02

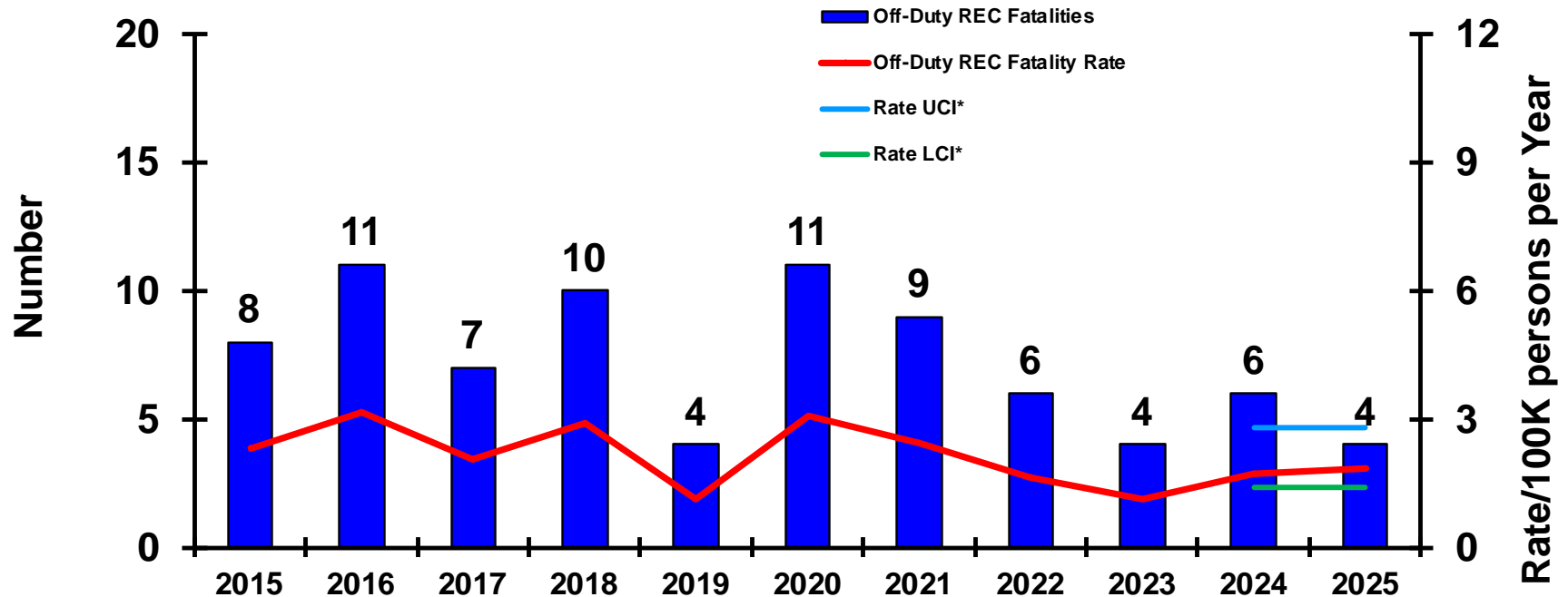
8.30/2.36

20-May-24

2/0.92



CLASS 'A' - OFF-DUTY/REC FATALITIES

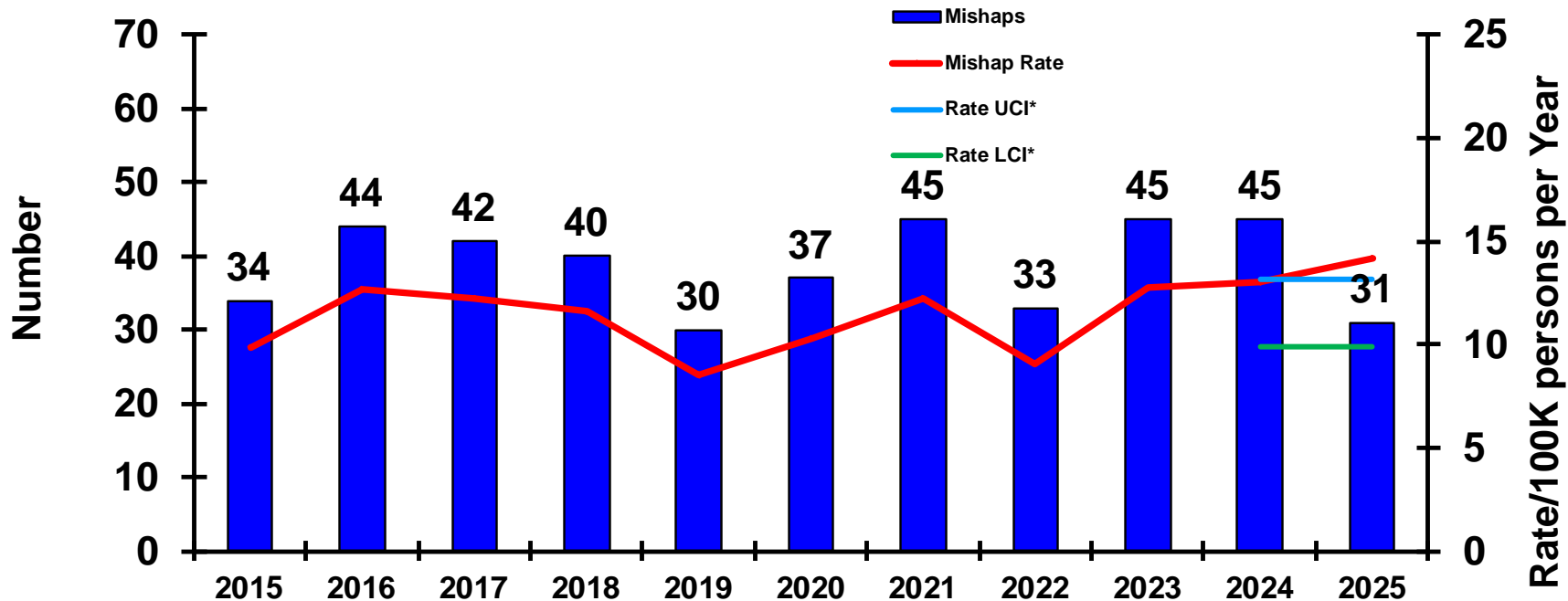


Slide does not show Permanent Total Disability (PTD) : FY25 - 2

	20-May-25	20-May-24
CLASS A FATALITIES/FATALITY RATE FY COMPARISON:	4/1.83	2/0.92
FY24 FATALITIES/FATALITY RATE:	6/1.73	
10-YEAR AVERAGE (FY15-FY24) FATALITIES/FATALITY RATE:	7.60/2.16	



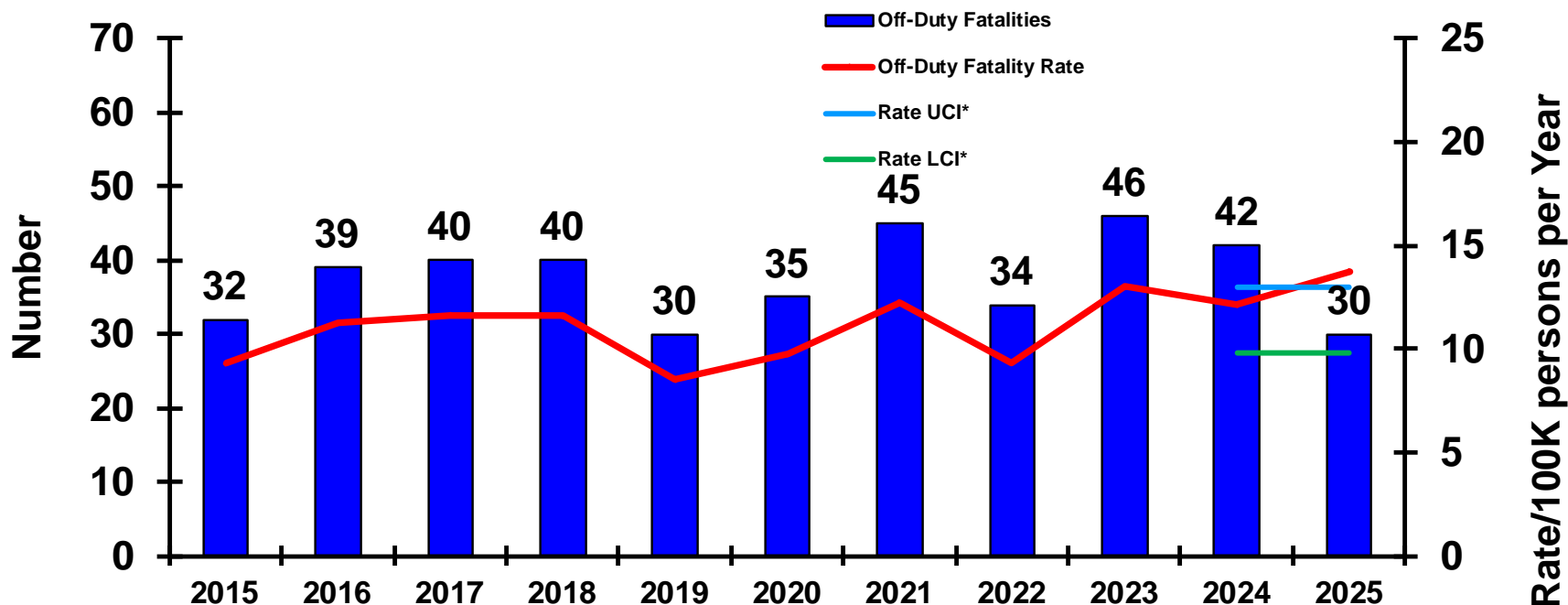
CLASS 'A' - OFF-DUTY MISHAPS



	20-May-25	20-May-24
CLASS A MISHAPS/MISHAP RATE FY COMPARISON:	31/14.21	22/10.08
FY24 MISHAPS/MISHAP RATE:	45/12.99	
10-YEAR AVERAGE (FY15-FY24) MISHAPS/MISHAP RATE:	39.50/11.21	



CLASS 'A' - OFF-DUTY FATALITIES



Slide does not show Government Civilian Fatalities: FY25 - 0

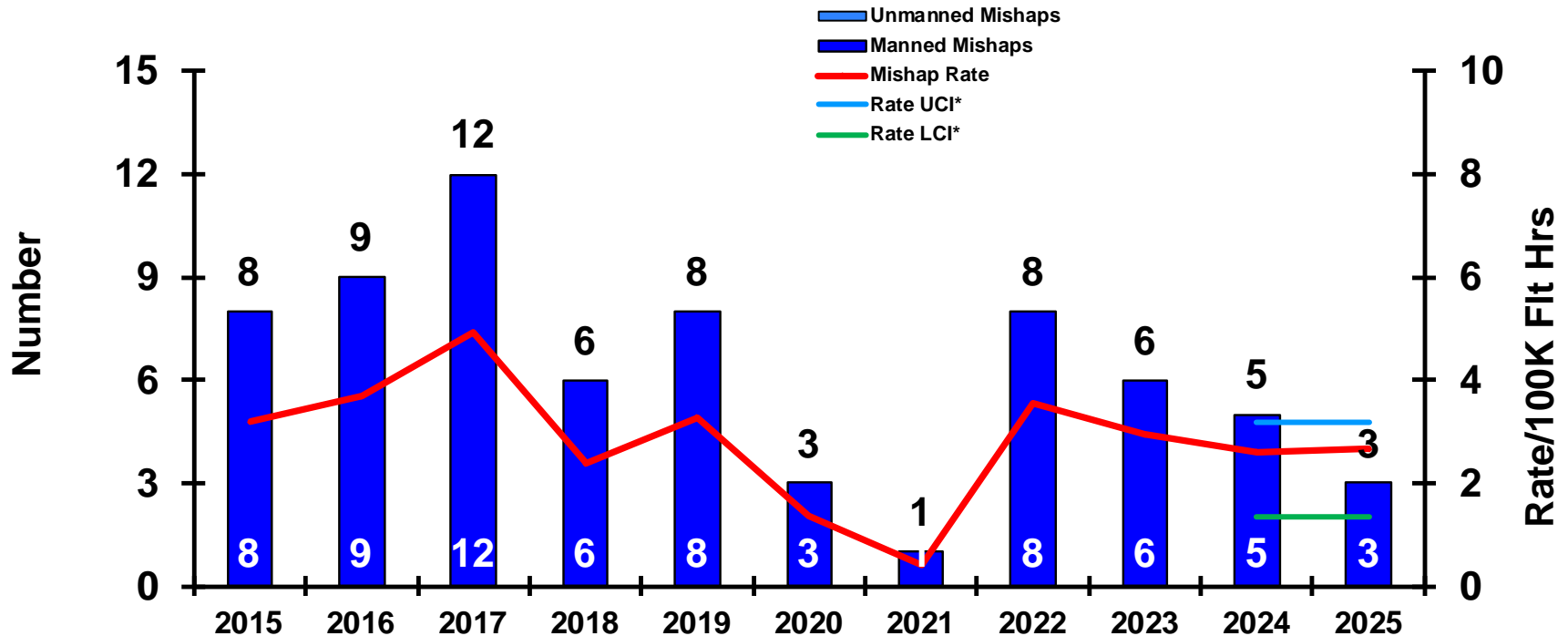
Slide does not show Permanent Total Disability (PTD) : FY25 - 2

	20-May-25	20-May-24
CLASS A FATALITIES/FATALITY RATE FY COMPARISON:	30/13.75	19/8.71
FY24 FATALITIES/FATALITY RATE:	42/12.13	
10-YEAR AVERAGE (FY15-FY24) FATALITIES/FATALITY RATE:	38.30/10.87	



CLASS 'A' - AVIATION MISHAPS

(This slide is the summary slide for Slides 29-31. Slides 29-31 provide additional detailed information)

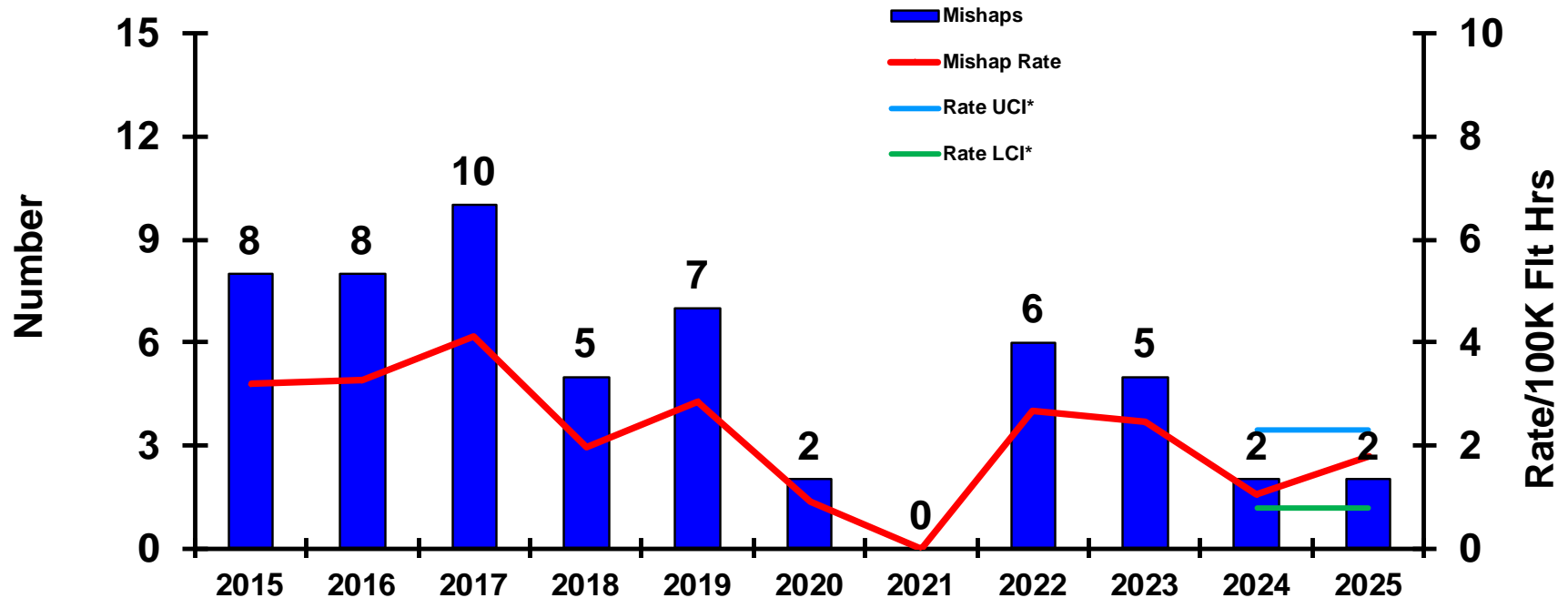


	20-May-25	20-May-24
CLASS A MISHAPS/MISHAP RATE FY COMPARISON:	3/2.66	5/4.12
FY24 MISHAPS/MISHAP RATE:	5/2.60	
10-YEAR AVERAGE (FY15-FY24) MISHAPS/MISHAP RATE:	6.60/2.85	



CLASS 'A' - FLIGHT MISHAPS

Manned Aircraft Only



CLASS A MISHAPS/MISHAP RATE FY COMPARISON:

FY24 MISHAPS/MISHAP RATE:

10-YEAR AVERAGE (FY15-FY24) MISHAPS/MISHAP RATE:

20-May-25

2/1.77

2/1.04

5.30/2.29

20-May-24

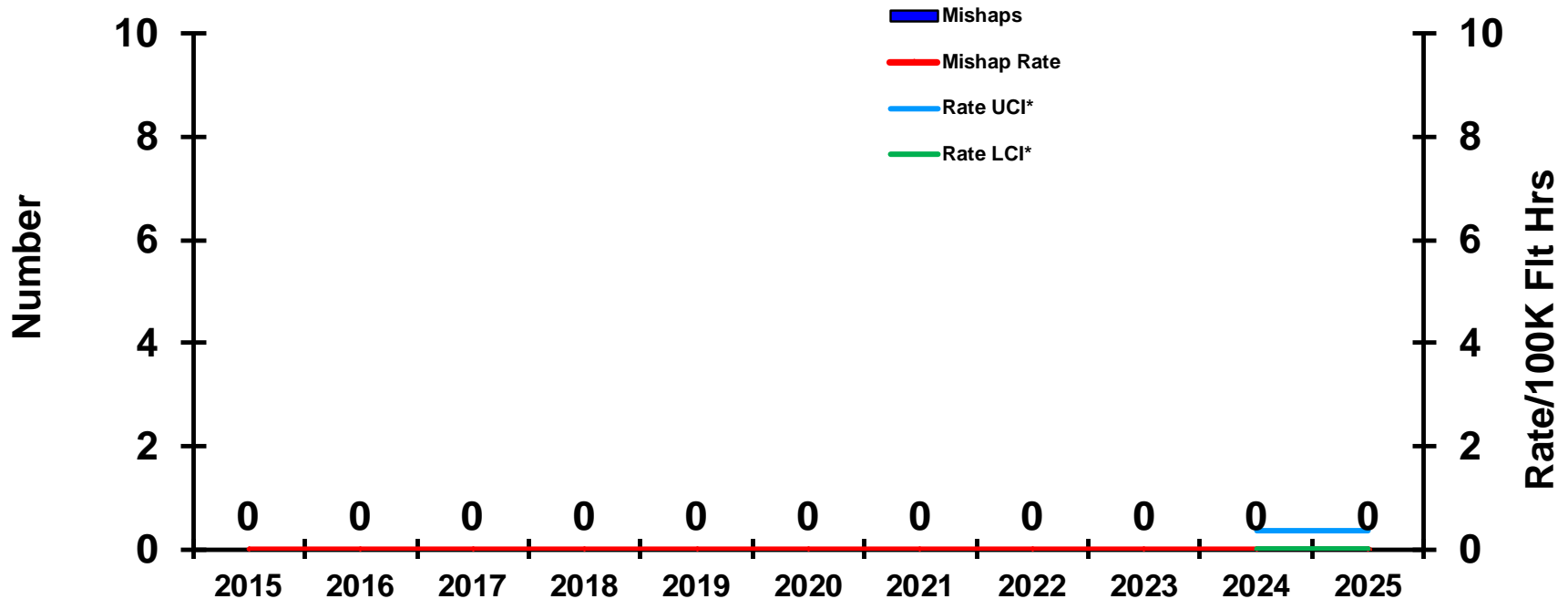
2/1.65



CLASS 'A' - FLIGHT-RELATED (FREL)

MISHAPS

Manned Aircraft Only

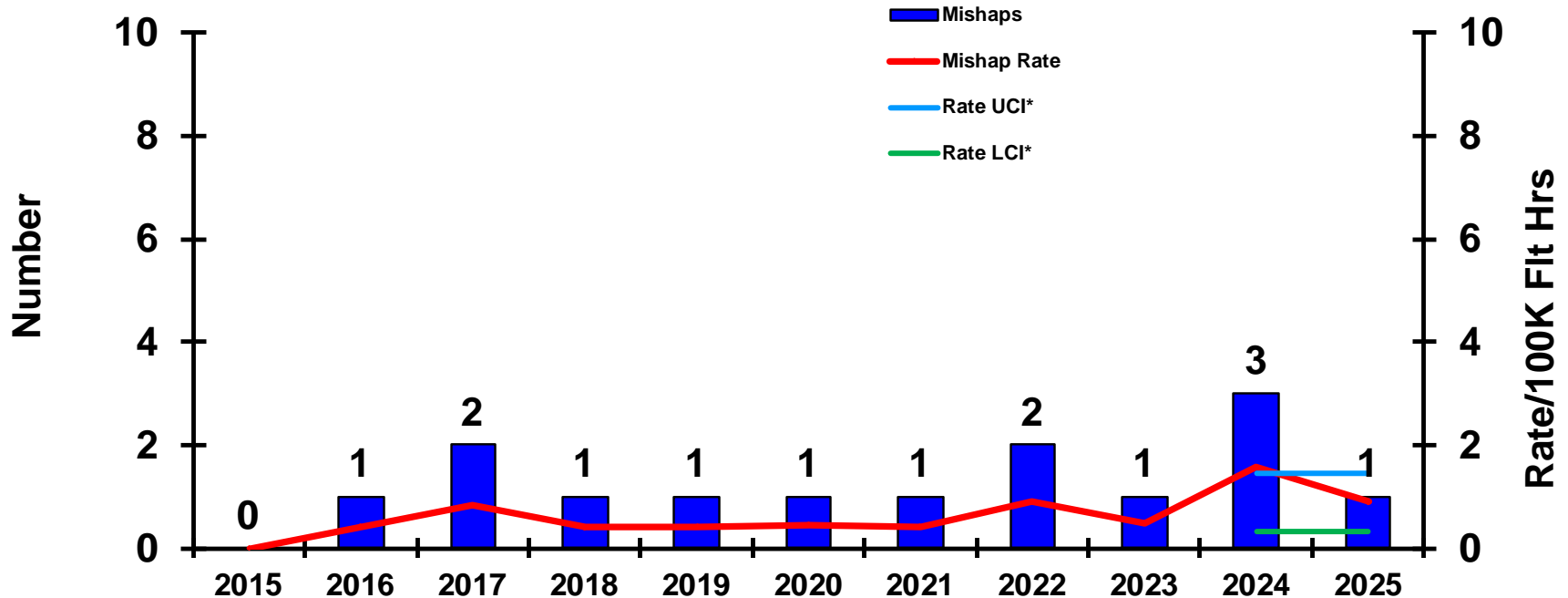


	20-May-25	20-May-24
CLASS A MISHAPS/MISHAP RATE FY COMPARISON:	0/0.00	0/0.00
FY24 MISHAPS/MISHAP RATE:	0/0.00	
10-YEAR AVERAGE (FY15-FY24) MISHAPS/MISHAP RATE:	0.00/0.00	



CLASS 'A' - AVIATION GROUND MISHAPS (AGM)

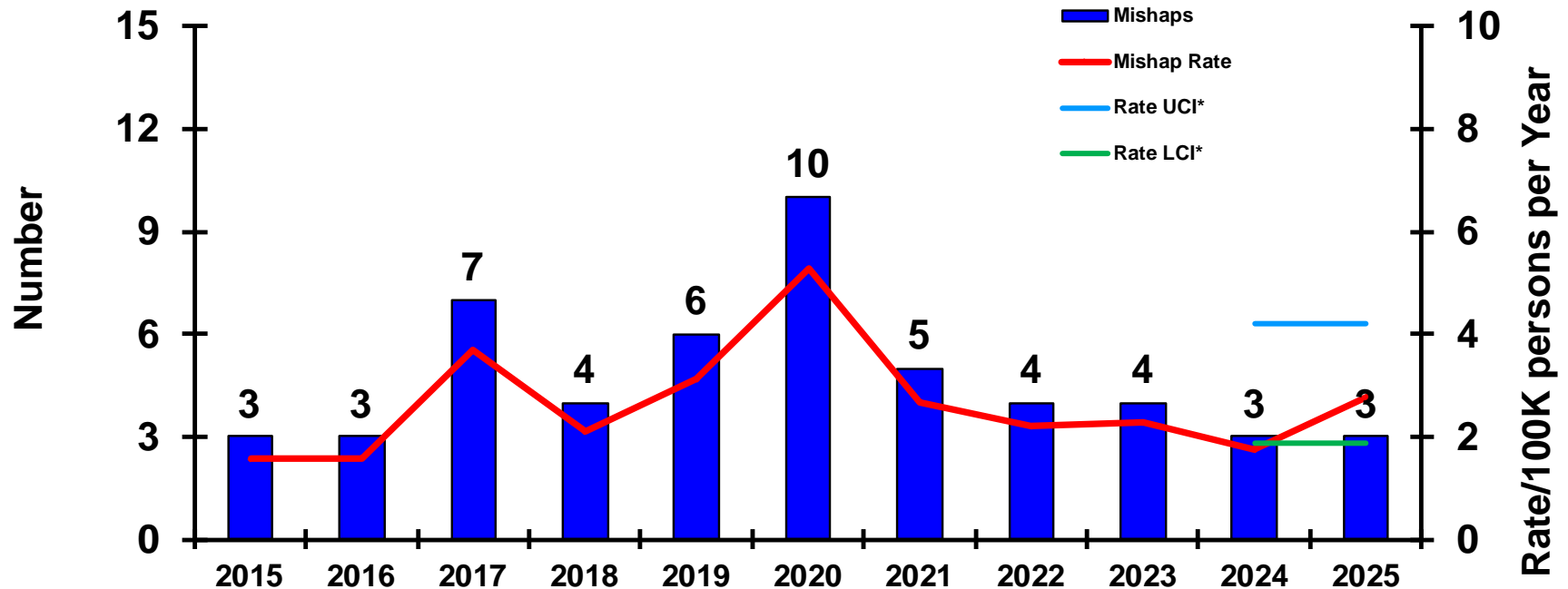
Manned Aircraft Only



	20-May-25	20-May-24
CLASS A MISHAPS/MISHAP RATE FY COMPARISON:	1/0.89	3/2.47
FY24 MISHAPS/MISHAP RATE:	3/1.56	
10-YEAR AVERAGE (FY15-FY24) MISHAPS/MISHAP RATE:	1.30/0.56	



CLASS 'A' - GROUND ON-DUTY MISHAPS

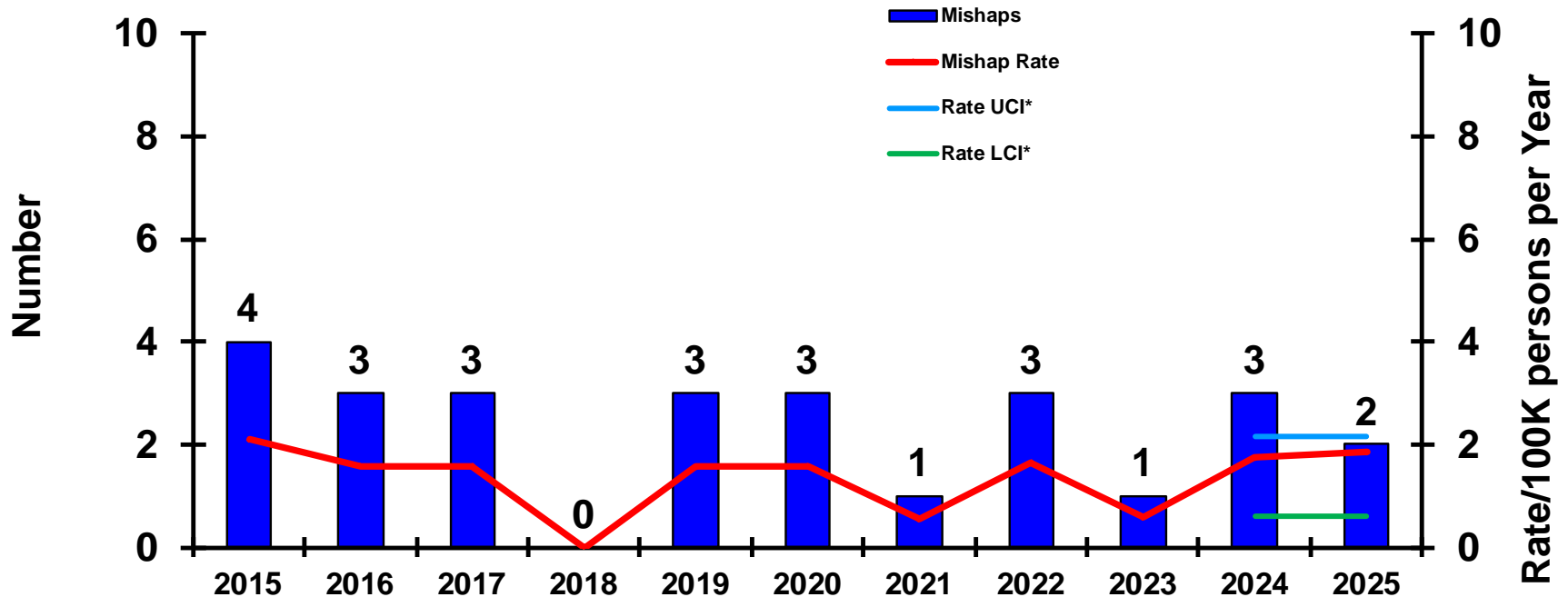


	20-May-25	20-May-24
CLASS A MISHAPS/MISHAP RATE FY COMPARISON:	3/2.76	3/2.76
FY24 MISHAPS/MISHAP RATE:	3/1.74	
10-YEAR AVERAGE (FY15-FY24) MISHAPS/MISHAP RATE:	4.90/2.63	



CLASS 'A' - ON-DUTY MOTOR VEHICLE (MV) MISHAPS

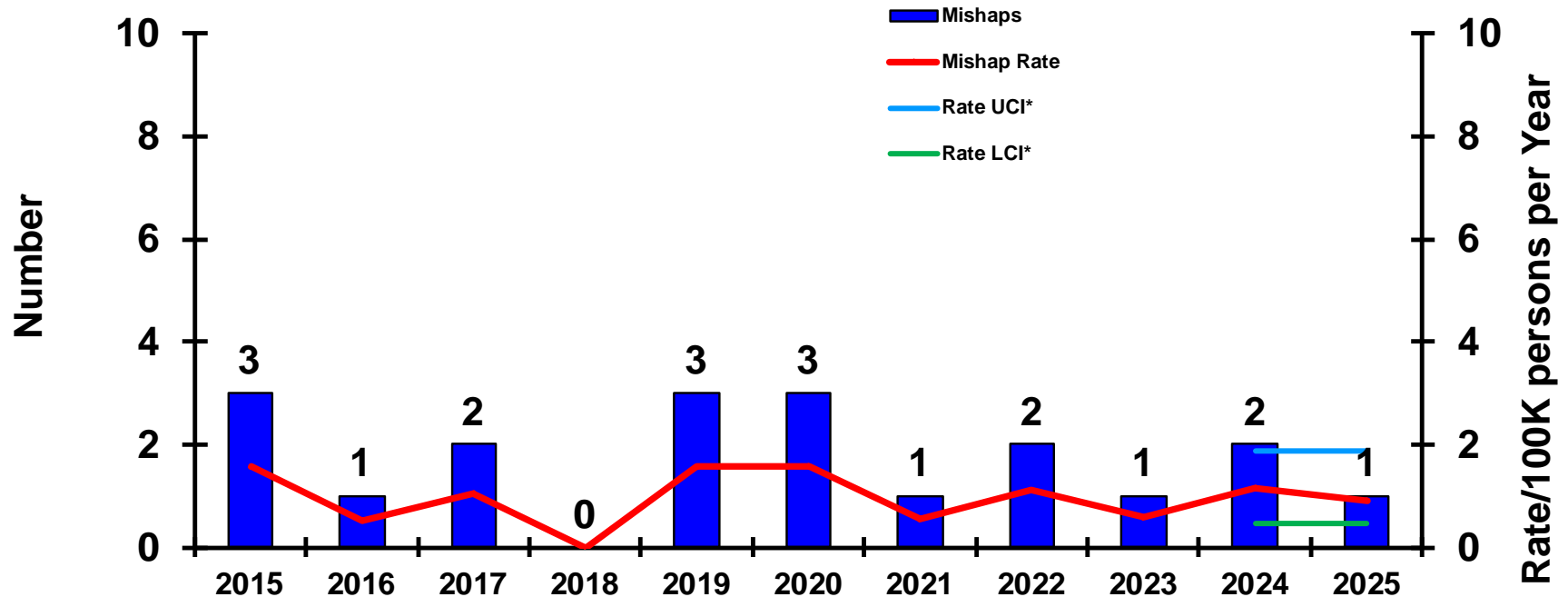
(This slide is the summary slide for Slides 34-36. Slides 34-36 provide additional detailed information)



	20-May-25	20-May-24
CLASS A MISHAPS/MISHAP RATE FY COMPARISON:	2/1.84	2/1.84
FY24 MISHAPS/MISHAP RATE:	3/1.74	
10-YEAR AVERAGE (FY15-FY24) MISHAPS/MISHAP RATE:	2.40/1.29	



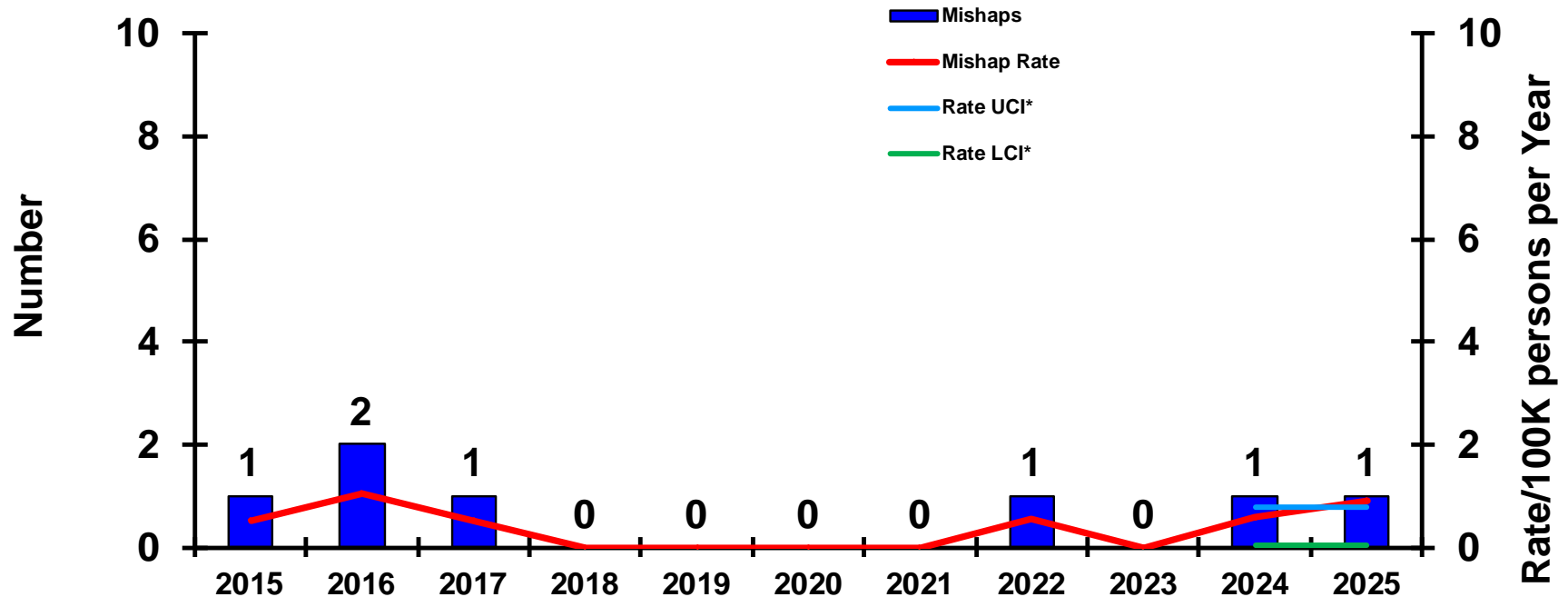
CLASS 'A' - TACTICAL VEHICLE (TACVEH) MISHAPS



	20-May-25	20-May-24
CLASS A MISHAPS/MISHAP RATE FY COMPARISON:	1/0.92	1/0.92
FY24 MISHAPS/MISHAP RATE:	2/1.16	
10-YEAR AVERAGE (FY15-FY24) MISHAPS/MISHAP RATE:	1.80/0.97	



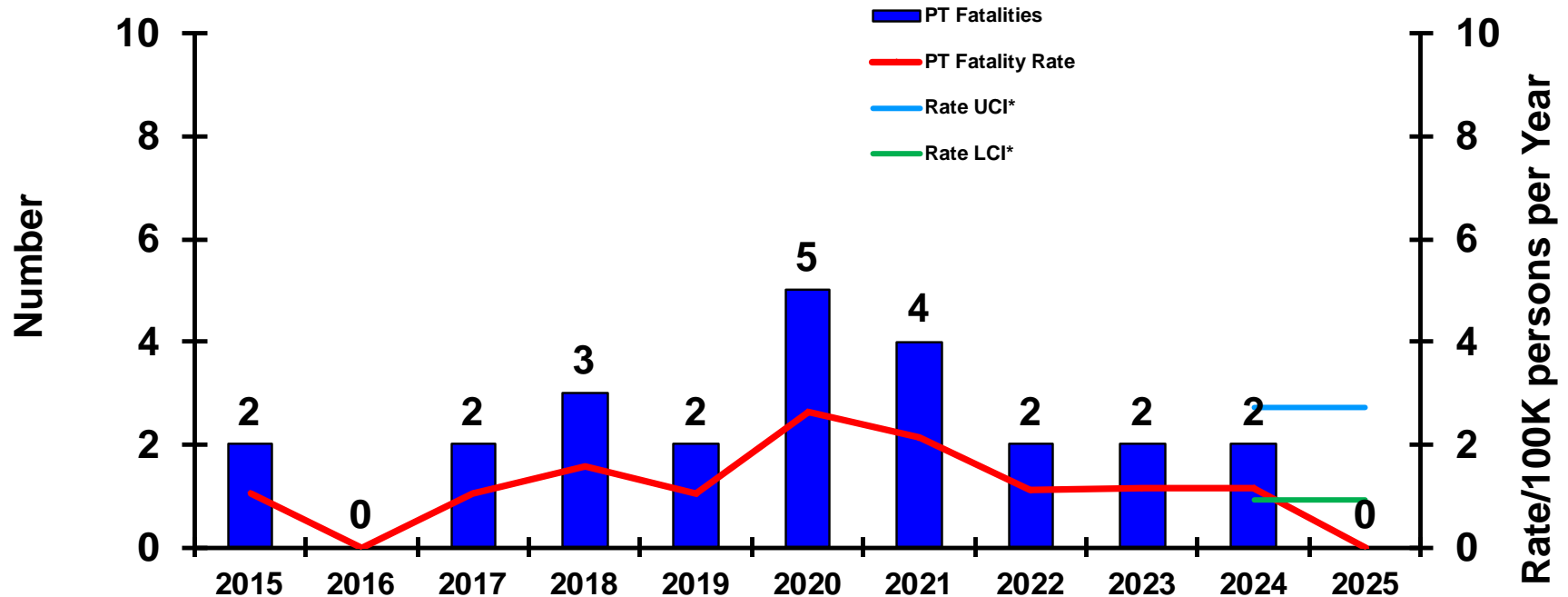
CLASS 'A' - COMMERCIAL VEHICLE (COMMVEH) MISHAPS



	20-May-25	20-May-24
CLASS A MISHAPS/MISHAP RATE FY COMPARISON:	1/0.92	1/0.92
FY24 MISHAPS/MISHAP RATE:	1/0.58	
10-YEAR AVERAGE (FY15-FY24) MISHAPS/MISHAP RATE:	0.60/0.32	



CLASS 'A' - PHYSICAL TRAINING FATALITIES

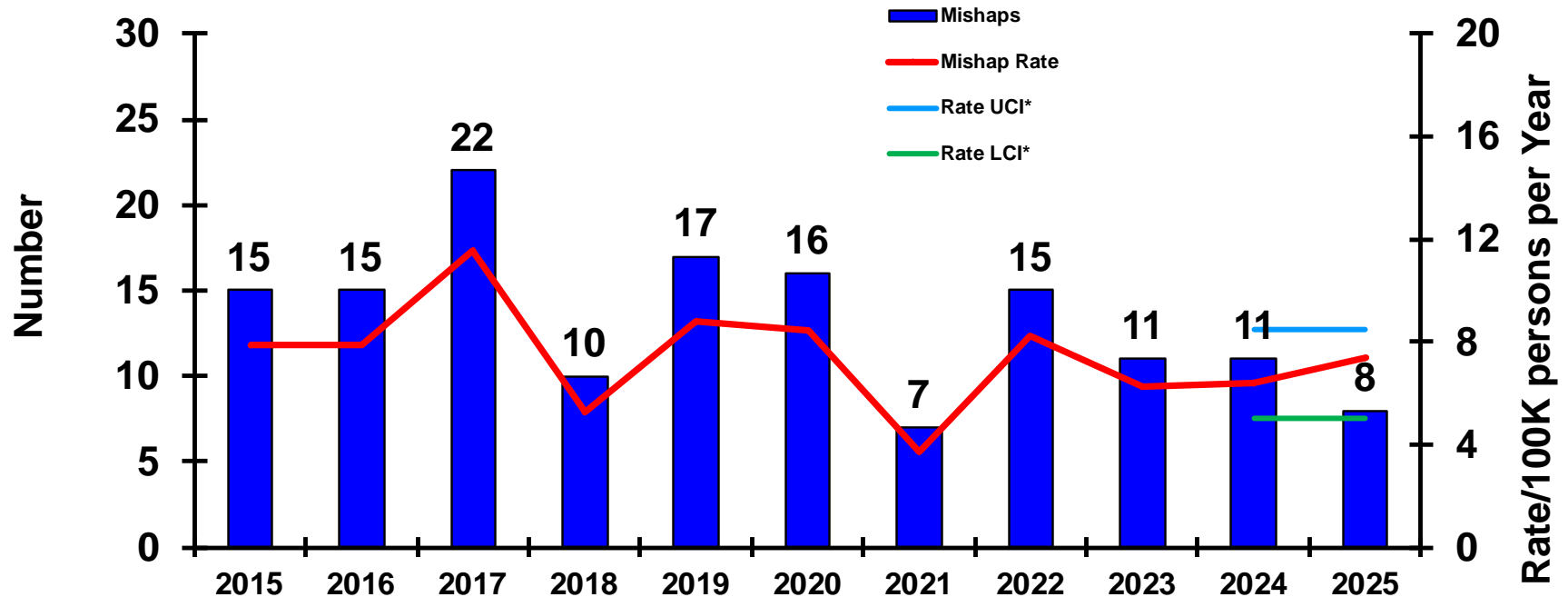


	20-May-25	20-May-24
CLASS A FATALITIES/FATALITY RATE FY COMPARISON:	0/0.00	2/1.84
FY24 FATALITIES/FATALITY RATE:	2/1.16	
10-YEAR AVERAGE (FY15-FY24) FATALITIES/FATALITY RATE:	2.40/1.29	

*see last slide for definition of UCI/LCI



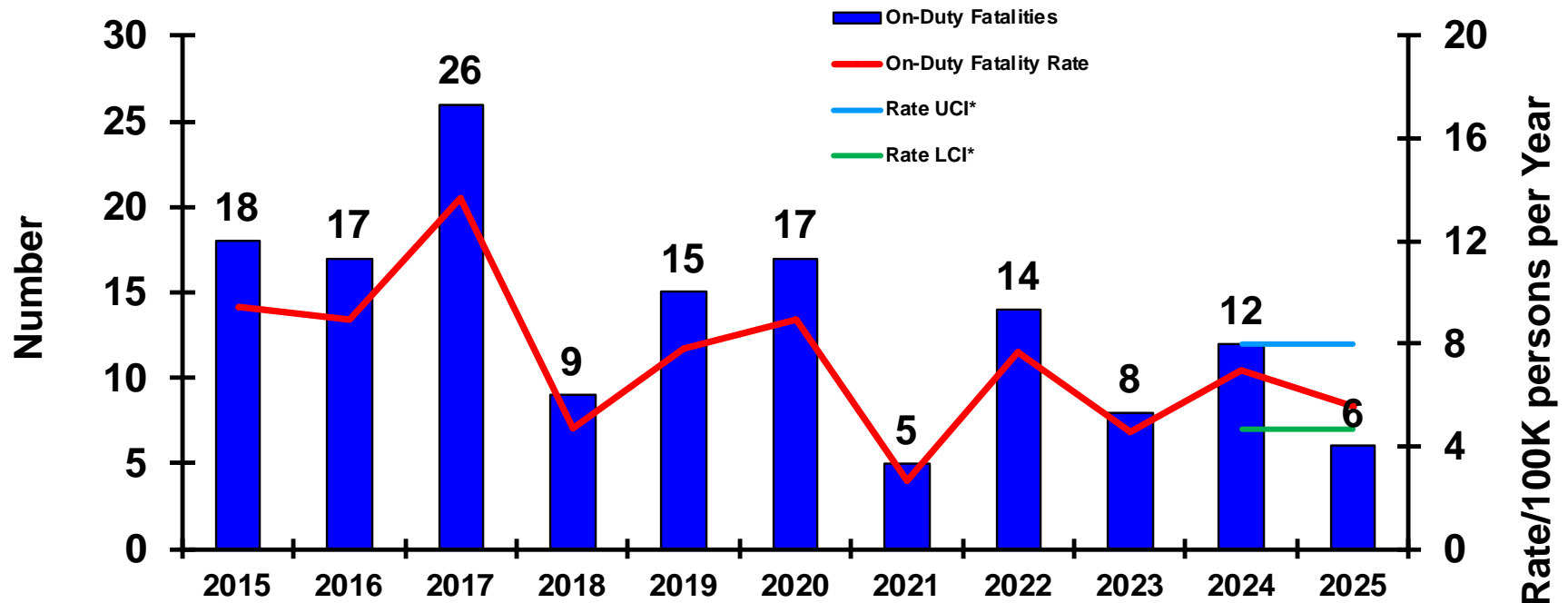
CLASS 'A' - ON-DUTY MISHAPS



	20-May-25	20-May-24
CLASS A MISHAPS/MISHAP RATE FY COMPARISON:	8/7.36	10/9.19
FY24 MISHAPS/MISHAP RATE:	11/6.37	
10-YEAR AVERAGE (FY15-FY24) MISHAPS/MISHAP RATE:	13.90/7.46	



CLASS 'A' - ON-DUTY FATALITIES



Slide does not show Government Civilian Fatalities: FY25 - 0

Slide does not show Permanent Total Disability (PTD) : FY25 - 1

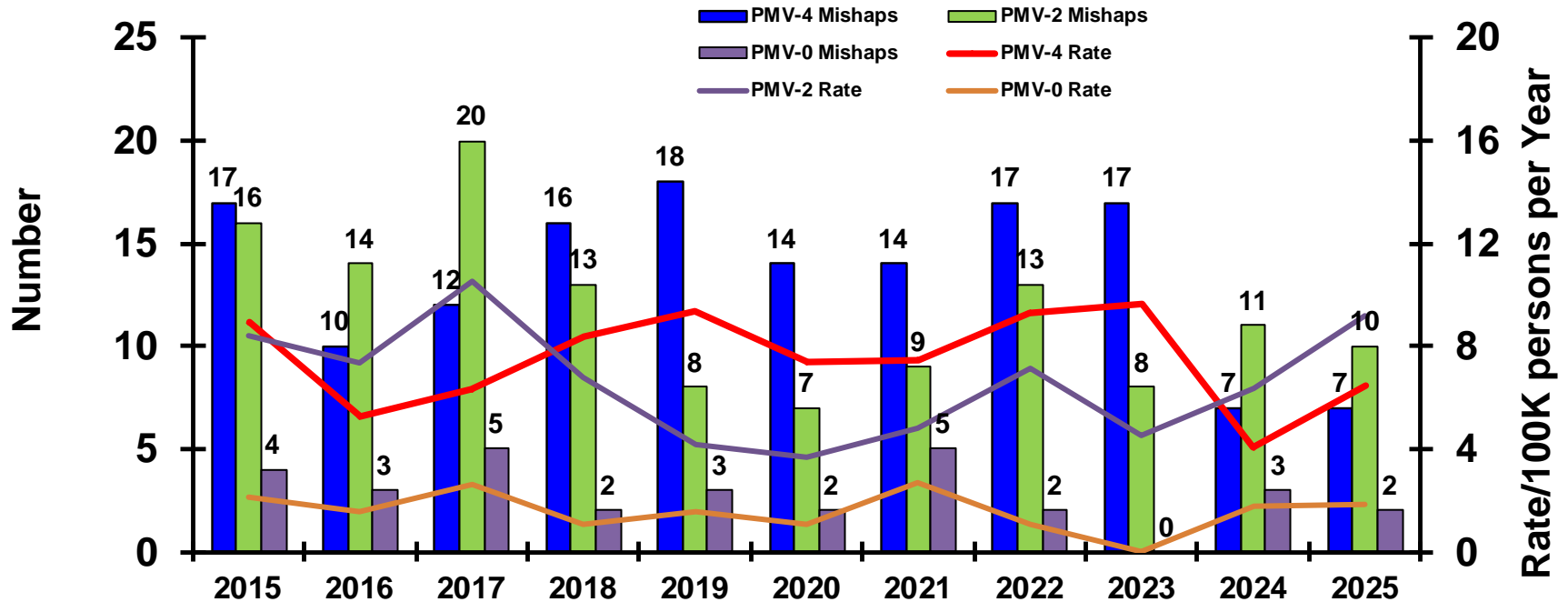
	20-May-25	20-May-24
CLASS A FATALITIES/FATALITY RATE FY COMPARISON:	6/5.52	11/10.11
FY24 FATALITIES/FATALITY RATE:	12/6.95	
10-YEAR AVERAGE (FY15-FY24) FATALITIES/FATALITY RATE:	14.10/7.57	

*see last slide for definition of UCI/LCI



CLASS 'A' - PRIVATE MOTOR VEHICLE (PMV) MISHAPS

(This slide is the summary slide for Slides 40-43. Slides 40-43 provide additional detailed information)



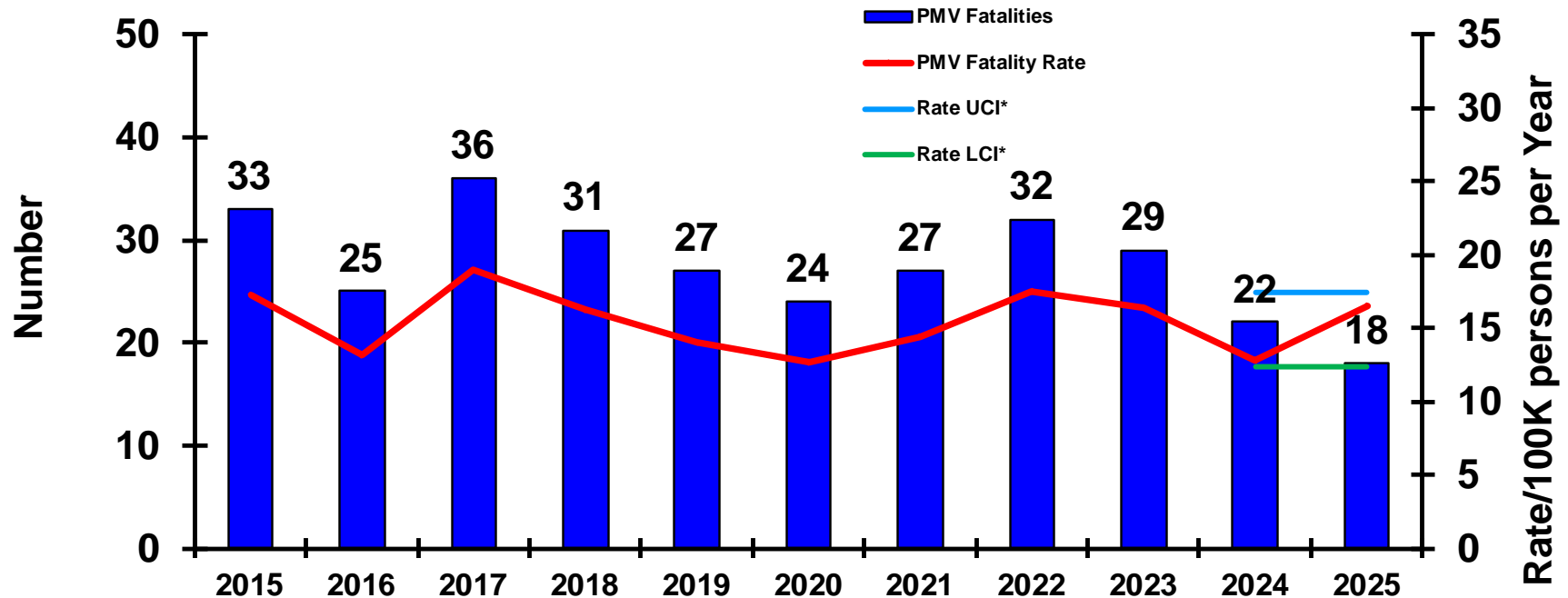
	PMV-4		PMV-2		PMV-0	
	20-May-25	20-May-24	20-May-25	20-May-24	20-May-25	20-May-24
CLASS A MISHAPS/MISHAP RATE FY COMPARISON:	7/6.44	5/4.60	10/9.19	9/8.28	2/1.84	1/0.92
FY24 MISHAPS/MISHAP RATE:	7/4.06		11/6.37		3/1.74	
10-YEAR AVERAGE (FY15-FY24) MISHAPS/MISHAP RATE:	14.20/7.62		11.90/6.39		2.90/1.56	

*see last slide for definition of UCI/LCI



CLASS 'A' - PRIVATE MOTOR VEHICLE (PMV) FATALITIES

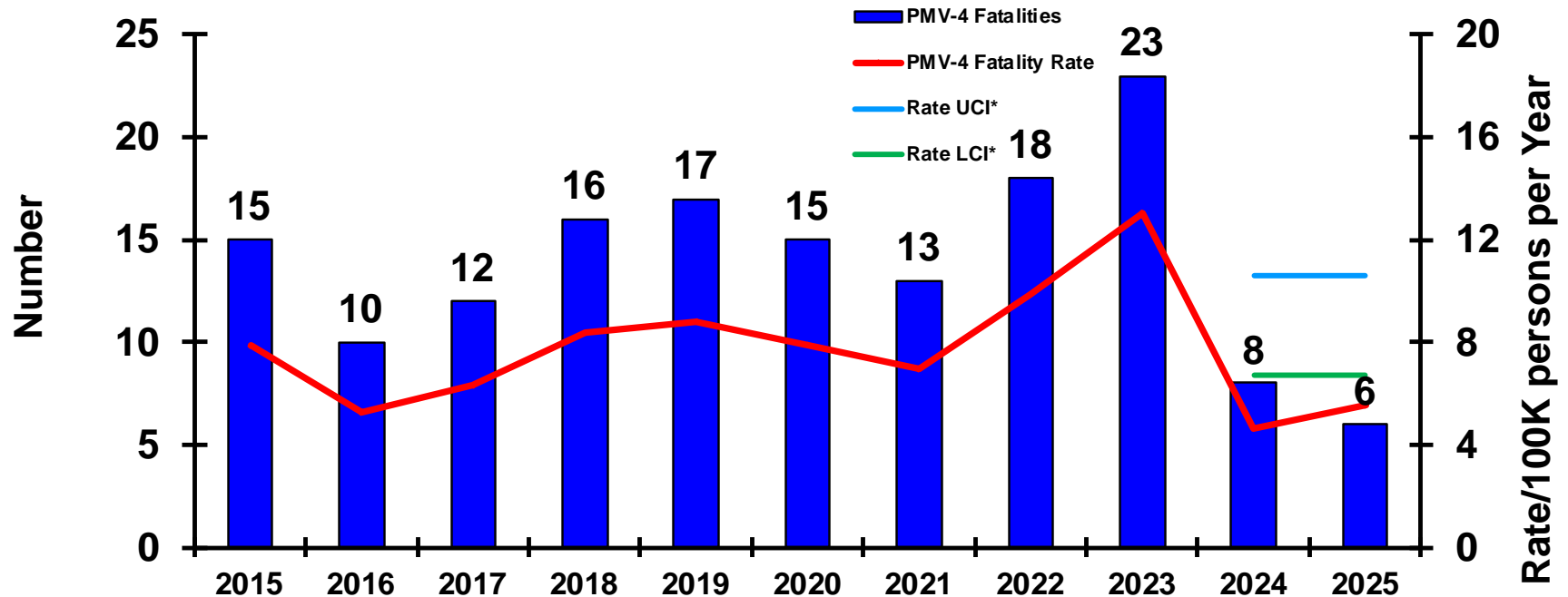
(This slide is the summary slide for Slides 41-43. Slides 41-43 provide additional detailed information)



	20-May-25	20-May-24
CLASS A FATALITIES/FATALITY RATE FY COMPARISON:	18/16.55	16/14.71
FY24 FATALITIES/FATALITY RATE:	22/12.75	
10-YEAR AVERAGE (FY15-FY24) FATALITIES/FATALITY RATE:	28.60/15.35	



CLASS 'A' - AUTOMOBILE (PMV-4) FATALITIES

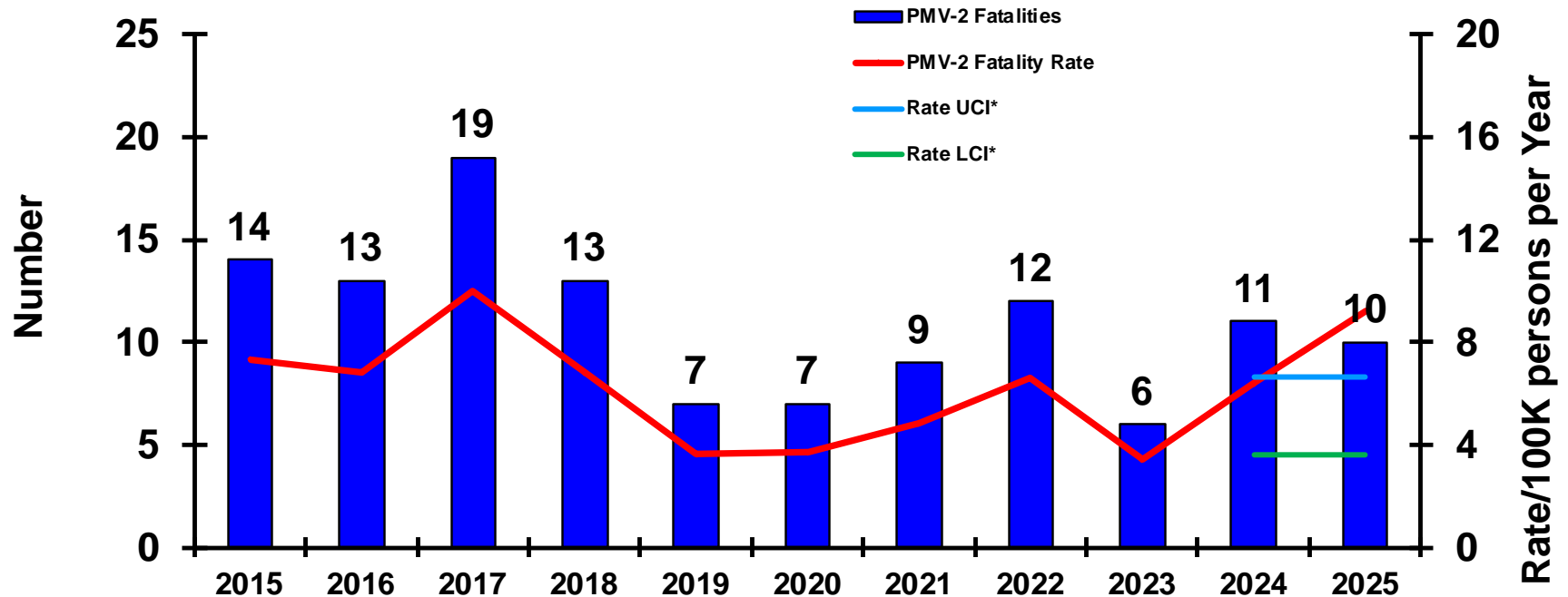


Slide does not show Permanent Total Disability (PTD) : FY25 - 1

	20-May-25	20-May-24
CLASS A FATALITIES/FATALITY RATE FY COMPARISON:	6/5.52	6/5.52
FY24 FATALITIES/FATALITY RATE:	8/4.64	
10-YEAR AVERAGE (FY15-FY24) FATALITIES/FATALITY RATE:	14.70/7.89	



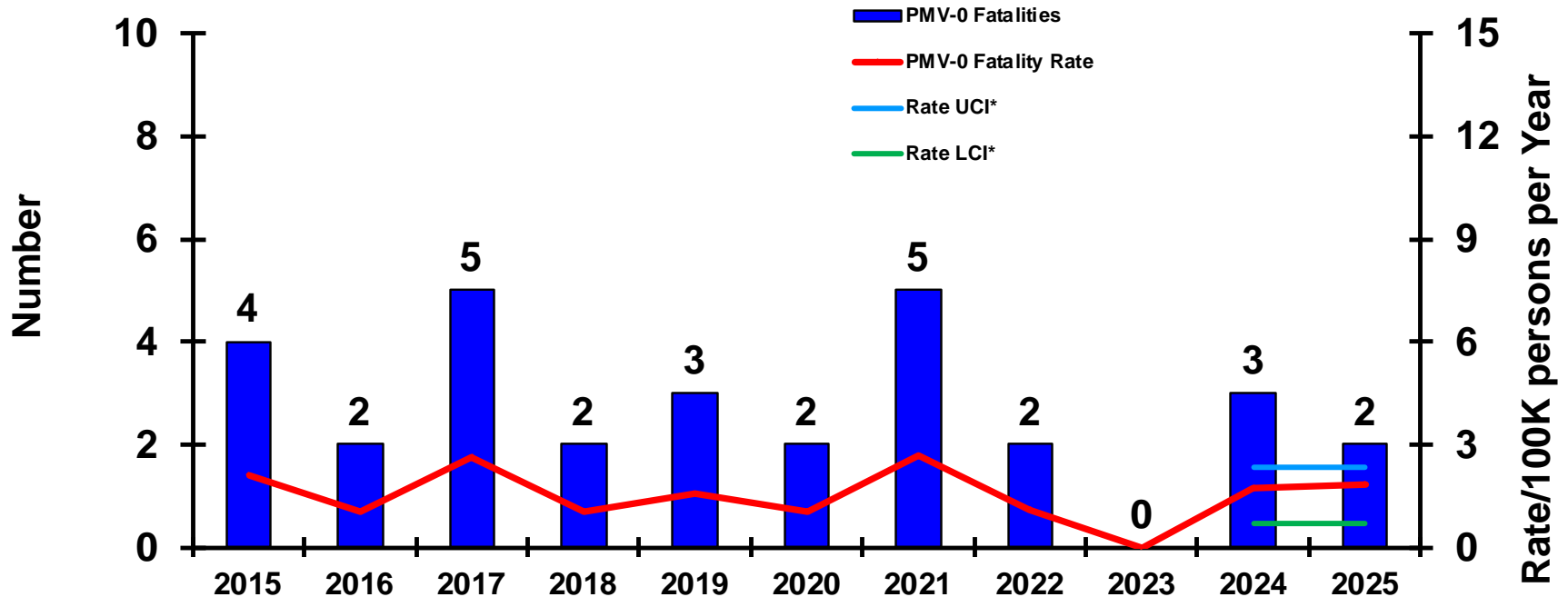
CLASS 'A' - MOTORCYCLE (PMV-2) FATALITIES



	20-May-25	20-May-24
CLASS A FATALITIES/FATALITY RATE FY COMPARISON:	10/9.19	9/8.28
FY24 FATALITIES/FATALITY RATE:	11/6.37	
10-YEAR AVERAGE (FY15-FY24) FATALITIES/FATALITY RATE:	11.10/5.96	



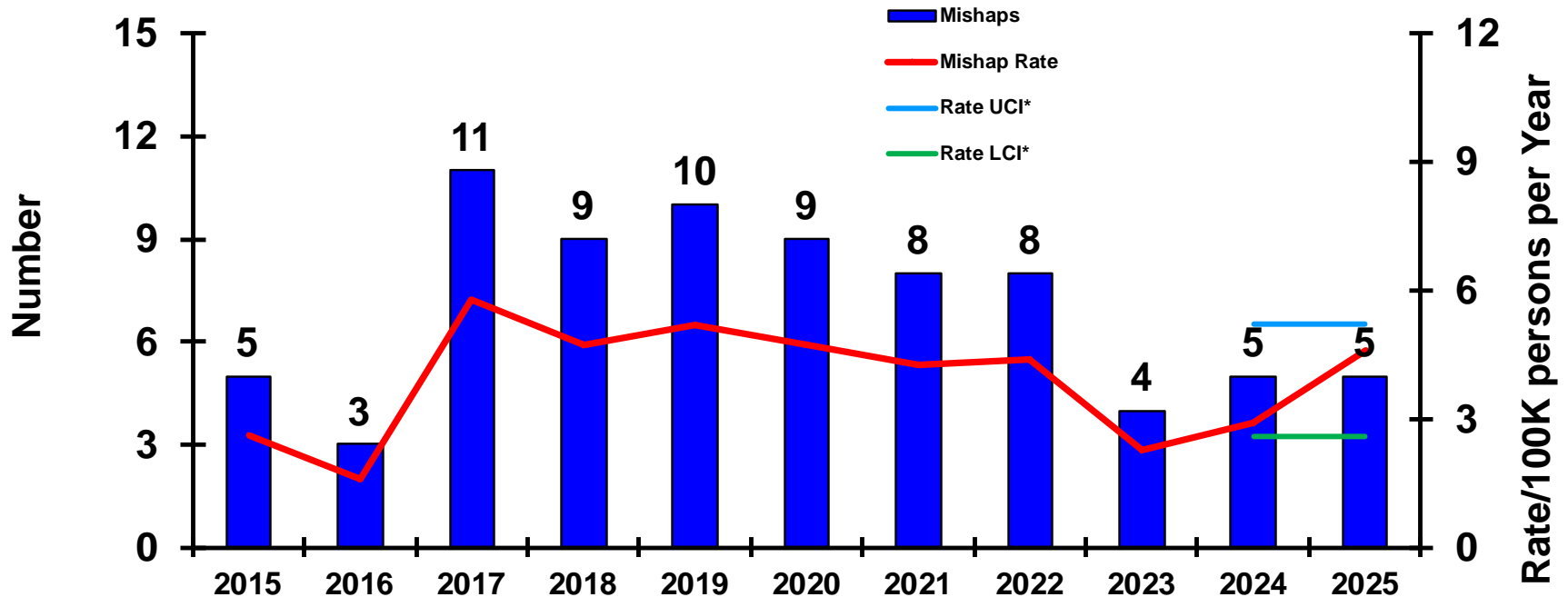
CLASS 'A' - PEDESTRIAN (PMV-0) FATALITIES



	20-May-25	20-May-24
CLASS A FATALITIES/FATALITY RATE FY COMPARISON:	2/1.84	1/0.92
FY24 FATALITIES/FATALITY RATE:	3/1.74	
10-YEAR AVERAGE (FY15-FY24) FATALITIES/FATALITY RATE:	2.80/1.50	



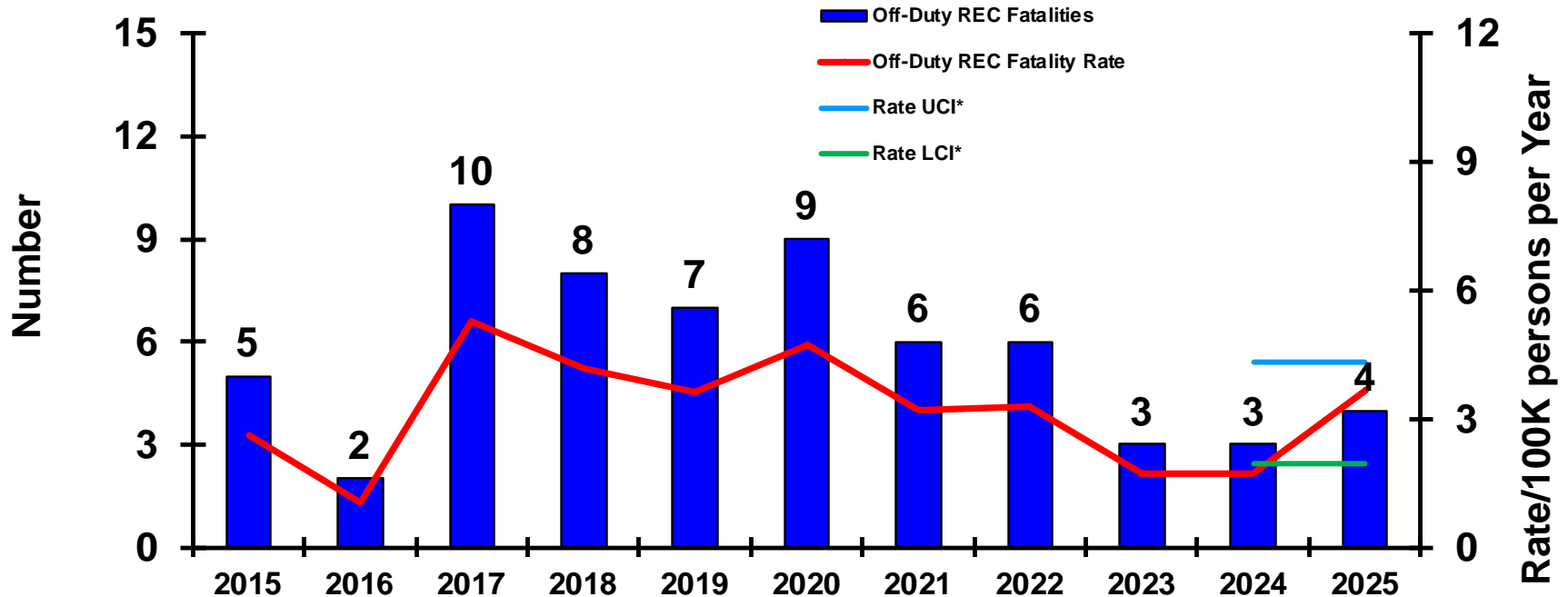
CLASS 'A' - OFF-DUTY/REC MISHAPS



	20-May-25	20-May-24
CLASS A MISHAPS/MISHAP RATE FY COMPARISON:	5/4.60	2/1.84
FY24 MISHAPS/MISHAP RATE:	5/2.90	
10-YEAR AVERAGE (FY15-FY24) MISHAPS/MISHAP RATE:	7.20/3.86	



CLASS 'A' - OFF-DUTY/REC FATALITIES

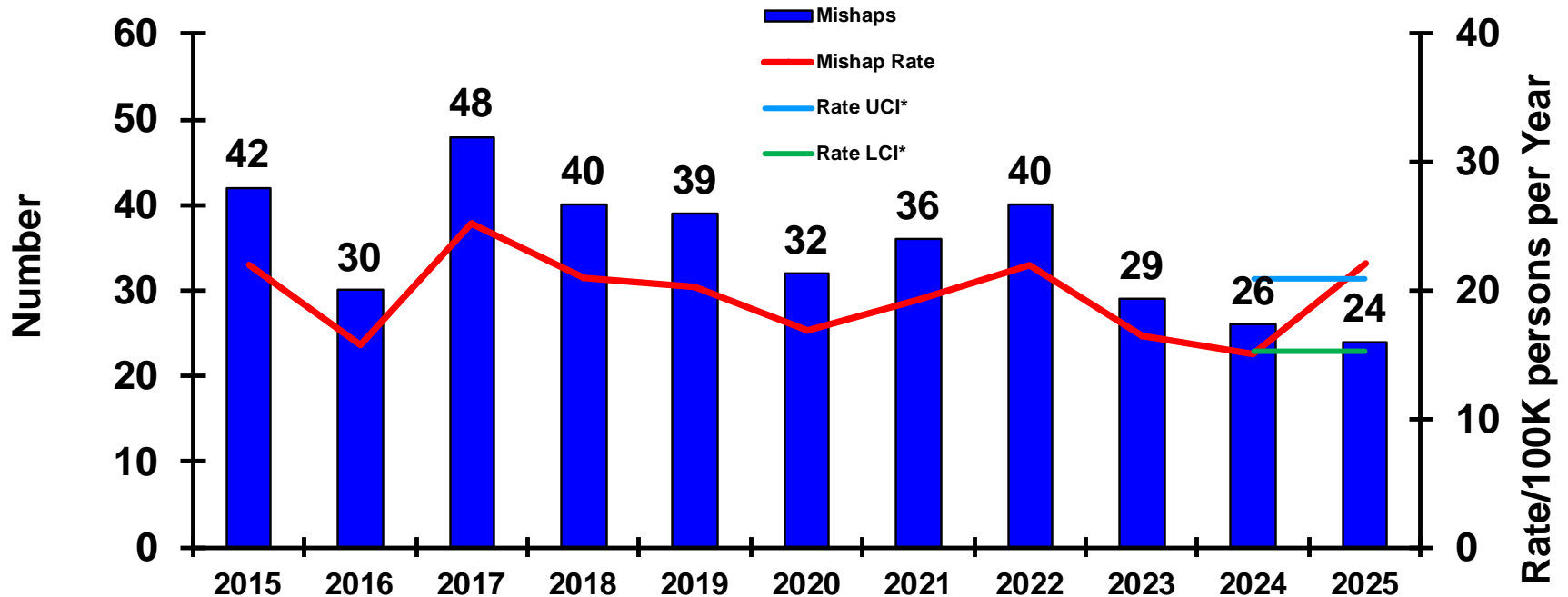


Slide does not show Permanent Total Disability (PTD) : FY25 - 1

	20-May-25	20-May-24
CLASS A FATALITIES/FATALITY RATE FY COMPARISON:	4/3.68	1/0.92
FY24 FATALITIES/FATALITY RATE:	3/1.74	
10-YEAR AVERAGE (FY15-FY24) FATALITIES/FATALITY RATE:	5.90/3.17	



CLASS 'A' - OFF-DUTY MISHAPS



CLASS A MISHAPS/MISHAP RATE FY COMPARISON:

FY24 MISHAPS/MISHAP RATE:

10-YEAR AVERAGE (FY15-FY24) MISHAPS/MISHAP RATE:

20-May-25

24/22.07

26/15.06

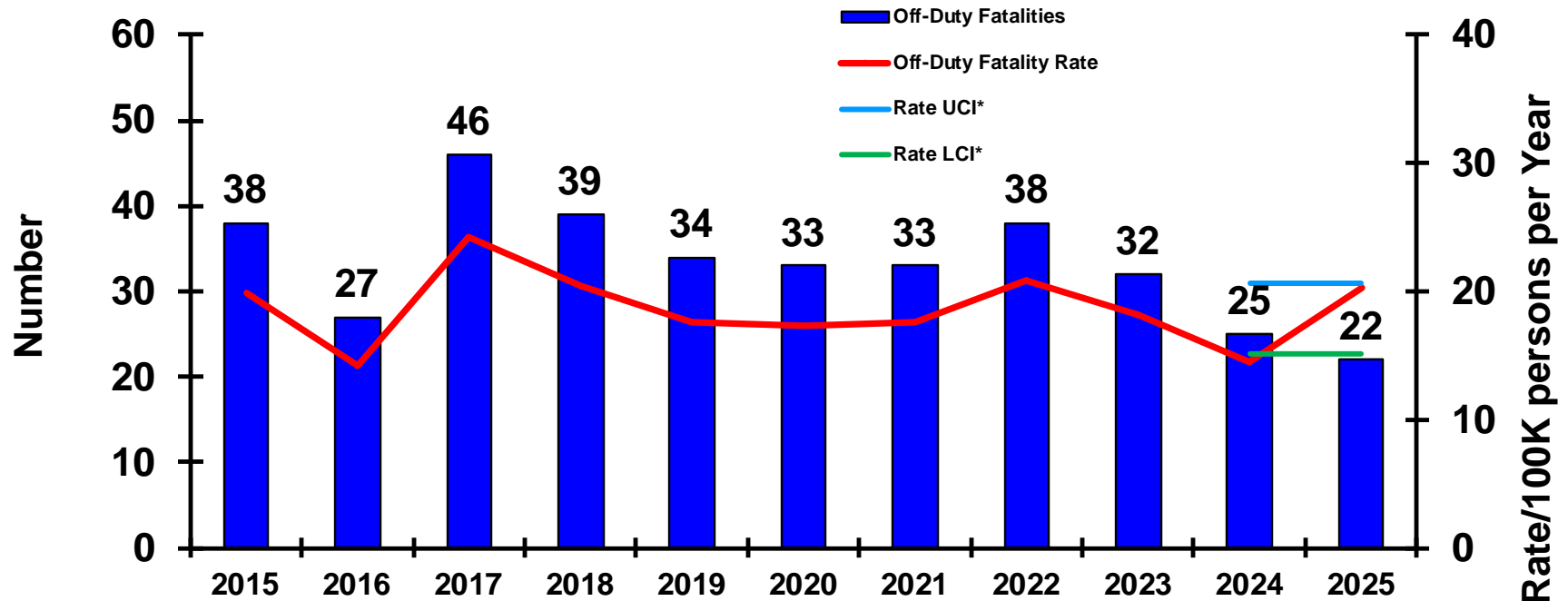
36.20/19.43

20-May-24

17/15.63



CLASS 'A' - OFF-DUTY FATALITIES



Slide does not show Government Civilian Fatalities: FY25 - 0

Slide does not show Permanent Total Disability (PTD) : FY25 - 2

	20-May-25	20-May-24
CLASS A FATALITIES/FATALITY RATE FY COMPARISON:	22/20.23	17/15.63
FY24 FATALITIES/FATALITY RATE:	25/14.48	
10-YEAR AVERAGE (FY15-FY24) FATALITIES/FATALITY RATE:	34.50/18.52	



USN - SHORT NARRATIVES

USN CLASS 'A' - AVIATION CLASS A MISHAPS (includes UAS/UAV, FRMs and AGMs not included in the Flight Slide) (8)

- **CLASS A FLIGHT MISHAPS (7)**
 - 6 May 2025 (Location Withheld – OPSEC) F/A-18F experienced landing mishap, both aircrew ejected and sustained minor injuries.
 - 28 Mar 2025 (Milton, FL) TH-57C experienced hard landing during taxiing, injury sustained by one aircrew.
 - 21 Mar 2025 (Location Withheld – OPSEC) E-2D had an inflight mishap, landed safely, no injury to aircrew.
 - 12 Feb 2025 (IVO NAS North Island, San Diego, CA) E/A-18G departed end of the runway, both aviators ejected safely with minor injuries.
 - 27 Dec 2024 (Location Withheld – OPSEC) MH-60S experienced hard landing, no injuries reported.
 - 22 Dec 2024 (Location Withheld – OPSEC) F/A-18F allegedly struck by friendly fire, both aircrew ejected safely, minor injuries reported.
 - 15 Oct 2024 (IVO Mt Rainer, Washington) EA-18G crashed during training evolution; crew deceased.
- **CLASS 'A' FLIGHT-RELATED MISHAPS (FREL) (0)**
 - NSTR
- **CLASS 'A' AGM MISHAPS (1)**
 - 16 Jan 2025 (NAS Fallon, NV) F-16C experienced engine damage during maintenance-related engine turn. No injuries reported.
- **CLASS 'A' MISHAP – UAV (0)**
 - NSTR



USN - SHORT NARRATIVES

USN CLASS 'A' - AFLOAT MISHAPS (4)

- **CLASS A SURFACE SHIP MISHAPS (3)**

- 12 Feb 2025 (Location Withheld – OPSEC) USS Ship had collision underway, no injury to crew.
- 27 Jan 2025 (Location Withheld – OPSEC) USS Ship sustained damage to equipment, no injury to crew.
- 13 Dec 2024 (Location Withheld – OPSEC) USS Ship sustained damage to equipment, no injury to crew.

- **CLASS A SUBMARINE MISHAPS (0)**

- NSTR

- **CLASS 'A' DIVING MISHAPS (0)**

- NSTR

- **CLASS 'A' MSC AFLOAT MISHAPS (1)**

- 18 Dec 2024 (Location Withheld – OPSEC) Material damaged during USNS VERTREP, no injury to crew.

USN CLASS 'A' - SHORE MISHAPS (2)

- **CLASS A SHORE MISHAPS (2)**

- 24 Mar 2025 (Chesapeake, VA) SVM involved in a training mishap, died at hospital.
- 17 Nov 2024 (Craderock, MD) Fire damaged building and equipment inside. No injury to personnel.

- **CLASS 'A' PHYSICAL TRAINING MISHAPS (0)**

- NSTR

USN CLASS 'A' - ON-DUTY MOTOR VEHICLE MISHAPS (0)

- **CLASS 'A' TACTICAL VEHICLE MISHAPS (0)**

- NSTR

- **CLASS 'A' COMMERCIAL VEHICLE MISHAPS (0)**

- NSTR



USN - SHORT NARRATIVES

USN CLASS 'A' - PMV FATALITIES (26)

- **PMV-4 FATALITIES (7)**
 - 10 May 2025 (San Diego, CA) SVM involved in a motor vehicle accident on base, died at scene.
 - 4 May 2025 (Naval Base Great Lakes, IL) SVM involved in a motor vehicle accident on base, died at scene.
 - 12 Apr 2025 (Bremerton, WA) SVM involved in a motor vehicle accident, died at scene.
 - 29 Jan 2025 (Pensacola, FL) SVM involved in a motor vehicle accident, died at hospital on 5 Feb 2025.
 - 27 Nov 2024 (Vallejo, CA) SVM involved in a motor vehicle accident, died at scene.
 - 12 Nov 2024 (Chinquapin, NC) SVM involved in a motor vehicle accident, died at scene.
 - 7 Nov 2024 (Lumber City, GA) SVM involved in a motor vehicle accident, died at scene.
- **PMV-2 FATALITIES (19)**
 - 12 May 2025 (Norfolk, VA) SVM involved in a motorcycle accident, died at hospital.
 - 29 Apr 2025 (Jacksonville, FL) SVM involved in a motorcycle accident, died at scene.
 - 27 Apr 2025 (Sicily, IT) SVM involved in a motorcycle accident, succumbed to injuries on 28 Apr 25 in hospital.
 - 9 Apr 2025 (Honolulu, HI) SVM involved in a motorcycle accident, died at hospital.
 - 19 Mar 2025 (Charleston, SC) SVM involved in a motorcycle accident, died at hospital.
 - 14 Mar 2025 (Pensacola, FL) SVM involved in a motorcycle accident, died at hospital.
 - 23 Feb 2025 (Fairfax, VA) SVM involved in a motorcycle accident, died at scene.
 - 2 Feb 2025 (Hampton, VA) SVM involved in a motorcycle accident, died at scene.
 - 26 Jan 2025 (Jacksonville, FL) SVM involved in a motorcycle accident, died at scene.
 - 28 Dec 2024 (San Diego, CA) SVM involved in a motorcycle accident, died at scene.
 - 13 Dec 2024 (El Cajon, CA) SVM involved in a motorcycle accident, died at scene.
 - 1 Dec 2024 (Norfolk, VA) SVM involved in a motorcycle accident, died at scene.
 - 27 Nov 2024 (Jacksonville, FL) SVM involved in a motorcycle accident, died at scene.
 - 25 Nov 2024 (Hampton, VA) SVM involved in a motorcycle accident, died at scene.
 - 8 Nov 2024 (Groton, CT) SVM involved in a motorcycle accident, died at scene.
 - 7 Nov 2024 (Oak Harbor, WA) SVM involved in a motorcycle accident, died at hospital.
 - 31 Oct 2024 (St. Mary's, GA) SVM involved in a motorcycle accident, died at scene.
 - 22 Oct 2024 (Honolulu, HI) SVM involved in a motorcycle accident, died at scene.
 - 2 Oct 2024 (Kingsland, GA) SVM involved in a motorcycle accident, died at scene.
- **PMV-0 FATALITIES (0)**
 - NSTR



USN - SHORT NARRATIVES

USN CLASS 'A' USN - OFF-DUTY/RECREATIONAL FATALITIES (5)

- **OFF-DUTY/REC FATALITIES (4)**
 - 18 Jan 2025 (Maui, HI) SVM drowned while snorkeling, died at hospital.
 - 6 Dec 2024 (Ipan, Guam) SVM suffered drowning on beach, succumbed to injury on 7 Dec 24,
 - 25 Nov 2024 (Yokosuka, Japan) Sailor fell off base from an unknown height, succumbed to injuries.
 - 3 Nov 2024 (NS Meridian, MS) SVM suffered medical emergency, died at hospital.

USN CLASS 'A' – PERMANENT TOTAL DISABILITIES (1)

- 19 Dec 2024 (Vail, CO) MIDN involved in a skiing accident while on leave, resulting on permanent total disability.



USMC - SHORT NARRATIVES

USMC CLASS 'A' AVIATION MISHAPS (includes UAS/UAV, FRMs and AGMs not included in the Flight Slide) (3)

- **CLASS A FLIGHT MISHAPS (2)**
 - 20 Dec 2024 (MCB Camp Pendleton, CA) CH-53E had inflight emergency, landed safely, all crew egressed, no injuries reported.
 - 25 Oct 2024 (MCAS Yuma, AZ) CH-53E: Aircraft crashed on takeoff. Aircraft repairable. Multiple minor injuries reported.
- **CLASS 'A' FLIGHT-RELATED MISHAPS (FREL) (0)**
 - NSTR
- **CLASS 'A' AGM MISHAPS (1)**
 - 30 Apr 2025 (MCAS Iwakuni, Japan) F-35B experience engine fire on deck during maintenance evolution, one person sustained minor injuries.
- **CLASS 'A' MISHAP – UAV (0)**
 - NSTR

USMC CLASS 'A' GROUND MISHAPS (3)

- **CLASS A GROUND MISHAPS (3)**
 - 6 Feb 2025 (Location Withheld – OPSEC) SVM perished in an aircraft accident.
 - 20 Dec 2024 (Camp Lejeune, NC) SVM involved in a training event, died at hospital.
 - 7 Dec 2024 (MCB Camp Pendleton, CA) SVM involved in a command-directed hike, succumbed to injuries enroute to the hospital.
- **CLASS A PHYSICAL TRAINING MISHAPS (0)**
 - NSTR



USMC - SHORT NARRATIVES

USMC CLASS 'A' ON-DUTY MOTOR VEHICLE MISHAPS (2)

- CLASS 'A' TACTICAL VEHICLE MISHAPS (1)
 - 8 Nov 2024 (MCB Camp Pendleton, CA) SVM sustained fatal injury during work evolution.
- CLASS 'A' COMMERCIAL VEHICLE MISHAPS (1)
 - 15 April 2025 (El Paso, TX) 3 x SVM injured in a motor vehicle accident on duty, two succumbed to their injuries at the hospital.

USMC CLASS 'A' PMV FATALITIES (18)

- PMV-4 FATALITIES (6)
 - 1 Mar 2025 (Holly Ridge, NC) SVM involved in a motor vehicle accident, died at scene.
 - 30 Dec 2024 (Houston, TX) SVM involved in a motor vehicle accident, died at hospital.
 - 24 Dec 2024 (Augusta, GA) SVM involved in a motor vehicle accident, succumbed to injuries on 24 Dec 24.
 - 22 Dec 2024 (Klamouth County, OR) SVM involved in a motor vehicle accident, died at scene.
 - 15 Dec 2024 (Punalu'u, HI) SVM involved in a motor vehicle accident, succumbed to injuries on 19 Dec 24.
 - 6 Dec 2024 (Richland, NC) SVM involved in a motor vehicle accident, died at scene.
- PMV-2 FATALITIES (10)
 - 15 May 2025 (Okinawa, Japan) SVM involved in a motorcycle accident, died at scene.
 - 31 Mar 2025 (Manning, SC) SVM involved in a motorcycle accident, died at scene.
 - 20 Mar 2025 (Escondido, CA) SVM involved in a motorcycle accident, died at hospital.
 - 19 Jan 2025 (Panorama, CA) SVM involved in a motorcycle accident, died at scene.
 - 14 Dec 2024 (Menifee, CA) SVM involved in a motorcycle accident, died at scene.
 - 19 Nov 2024 (IVO Kin, Okinawa, Japan) SVM involved in a motorcycle accident, died at hospital.
 - 31 Oct 2024 (Santa Ana, CA) SVM involved in a motorcycle accident, died at hospital on 4 Nov 24.
 - 27 Oct 2024 (St Louis, MO) SVM involved in a motorcycle accident, died at scene.
 - 17 Oct 2024 (Jacksonville, NC) SVM involved in a motorcycle accident, died at hospital.
 - 15 Oct 2024 (Oceanside, CA) SVM involved in a motorcycle accident, died at scene.
- PMV-0 FATALITIES (2)
 - 12 Mar 2025 (Tampa, FL) SVM was struck by motor vehicle while running, died at hospital.
 - 8 Feb 2025 (Los Angeles, CA) SVM was struck by motor vehicle on highway, deceased at scene.



USMC - SHORT NARRATIVES

USMC CLASS 'A' OFF-DUTY/RECREATIONAL FATALITIES (4)

- **OFF-DUTY/REC FATALITIES (4)**
 - 3 May 2025 (Mount Funaro, Japan) SVM on leave hiking with another service member, died at hospital.
 - 24 Dec 2024 (Grand Junction, CO) SVM involved in a skiing accident, died at hospital on 6 Jan 25.
 - 20 Dec 2024 (Bangui, Ilocos Norte, Philippines) SVM drowned during training event.
 - 12 Oct 2024 (Raleigh, NC) SVM sustained injury from accidental personal firearm discharge, died at scene.

USMC CLASS 'A' – PERMANENT TOTAL DISABILITIES (2)

- 12 Apr 2025 (Jacksonville, FL) SVM involved in a motor vehicle accident, resulting in permanent total disability (PTD).
- 3 Nov 2024 (Martinsburg, WV) SVM involved in an off-duty/off-road motorcycle accident resulting in permanent total disability (PTD) .



Mishap Confidence Interval



- UCI = Upper Confidence Interval LCI = Lower Confidence Interval
- Rate values above the UCI or below the LCI infer a statistically significant change is probable. This is only an indicator. Significance cannot be determined until end-of-year.
- Values between the UCI and LCI infer that nothing significant has occurred to increase or decrease mishap rate.

(Confidence Interval is based on: Poisson Rate related to a Chi Squared Distribution and calculated using FY16-20 data except for the Lost Work Days and Lost Time Case slides which were based on a normal distribution).