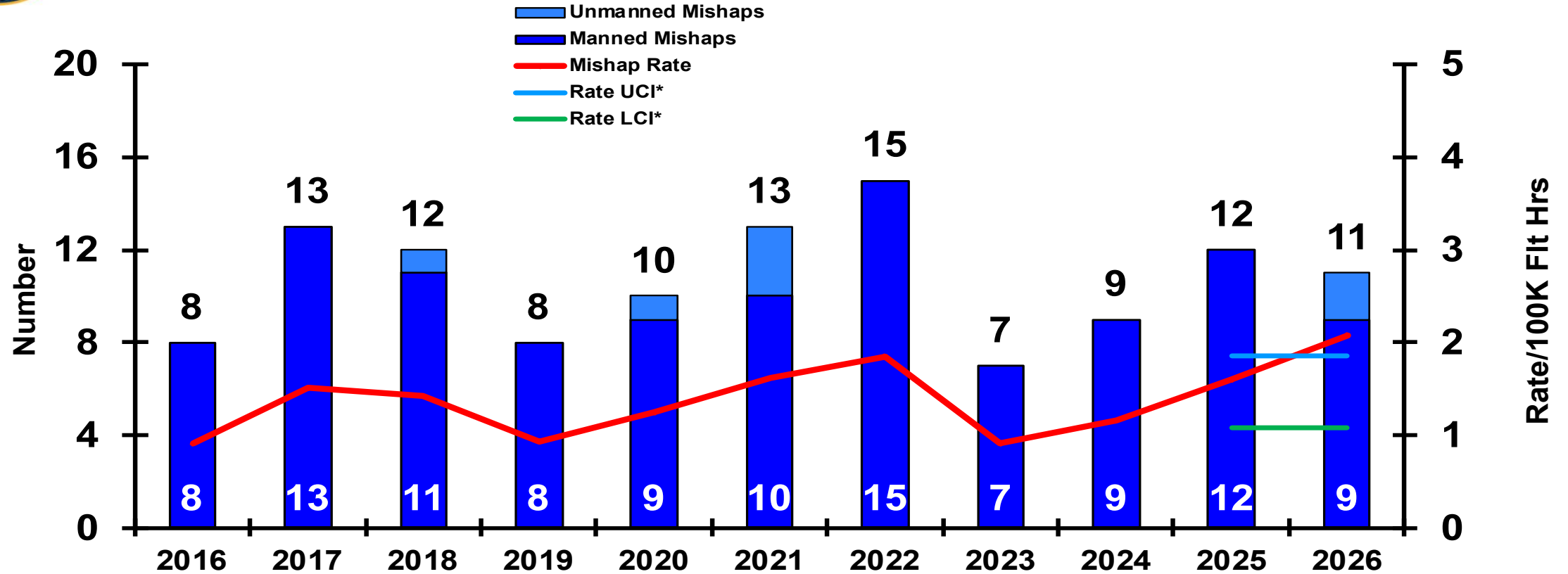




# CLASS 'A' - AVIATION MISHAPS

(This slide is the summary slide for Slides 2-4. Slides 2-4 provide additional detailed information)



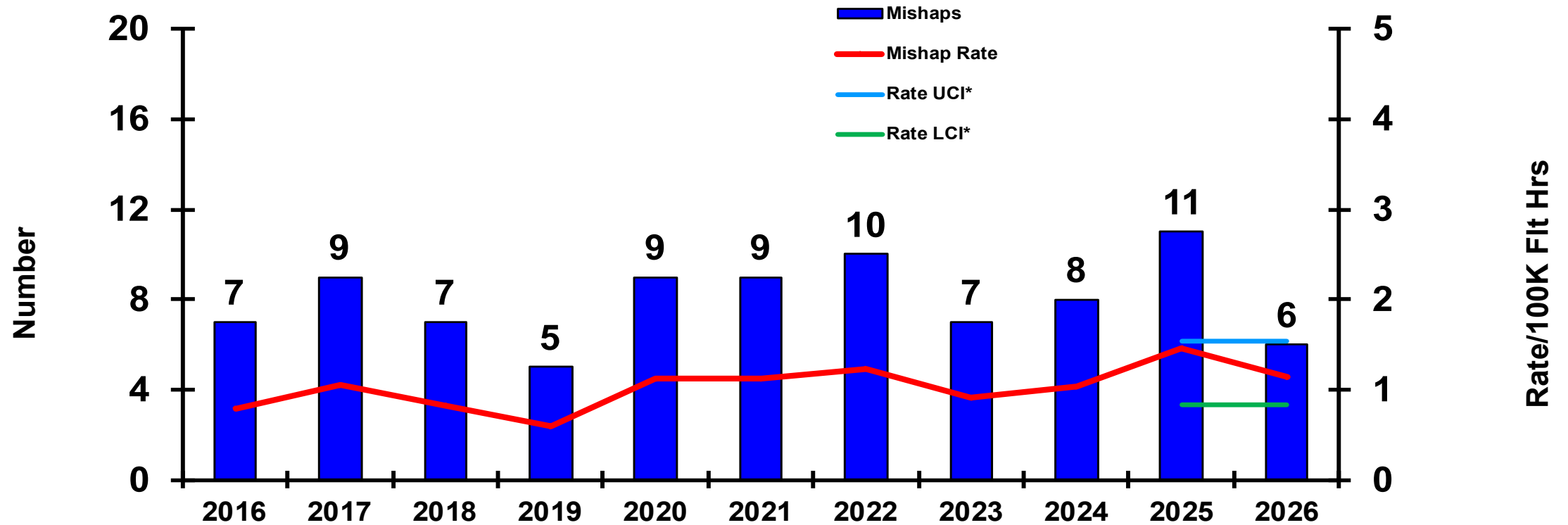
	<u>23-Jun-26</u>	<u>23-Jun-25</u>
<b>CLASS A MISHAPS/MISHAP RATE FY COMPARISON:</b>	11/2.08	9/1.65
<b>FY25 MISHAPS/MISHAP RATE:</b>	12/1.60	
<b>10-YEAR AVERAGE (FY16-FY25) MISHAPS/MISHAP RATE:</b>	10.70/1.31	

\*see last slide for definition of UCI/LCI



# CLASS 'A' - FLIGHT MISHAPS

*Manned Aircraft Only*



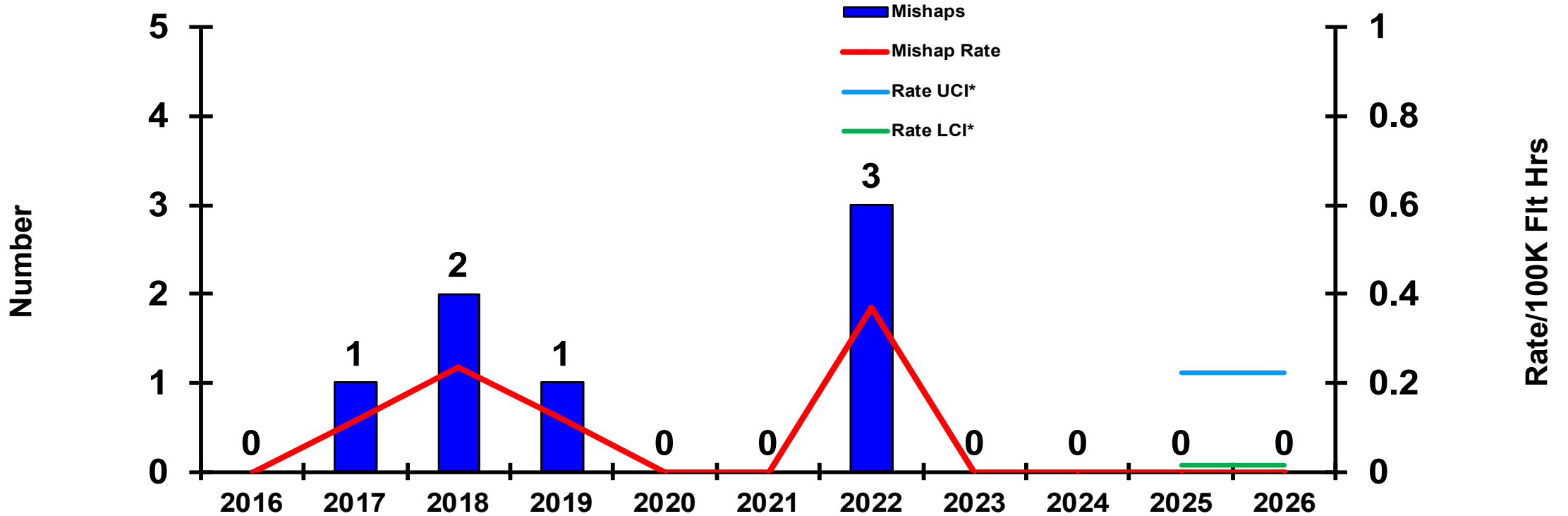
	<u>23-Jun-26</u>	<u>23-Jun-25</u>
<b>CLASS A MISHAPS/MISHAP RATE FY COMPARISON:</b>	6/1.13	8/1.47
<b>FY25 MISHAPS/MISHAP RATE:</b>	11/1.46	
<b>10-YEAR AVERAGE (FY16-FY25) MISHAPS/MISHAP RATE:</b>	8.20/1.00	

\*see last slide for definition of UCI/LCI



# CLASS 'A' - FLIGHT-RELATED (FREL) MISHAPS

Manned Aircraft Only



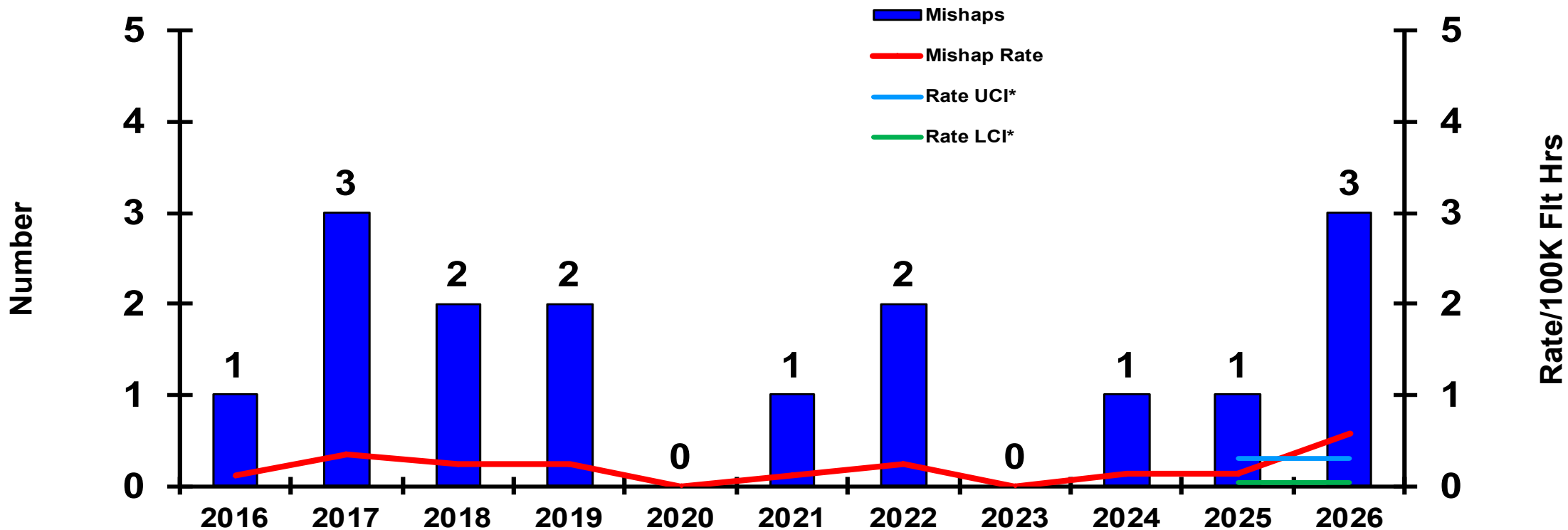
	<u>23-Jun-26</u>	<u>23-Jun-25</u>
<b>CLASS A MISHAPS/MISHAP RATE FY COMPARISON:</b>	0/0.00	0/0.00
<b>FY25 MISHAPS/MISHAP RATE:</b>	0/0.00	
<b>10-YEAR AVERAGE (FY16-FY25) MISHAPS/MISHAP RATE:</b>	0.70/0.09	

\*see last slide for definition of UCI/LCI



# CLASS 'A' - AVIATION GROUND MISHAPS (AGM)

Manned Aircraft Only



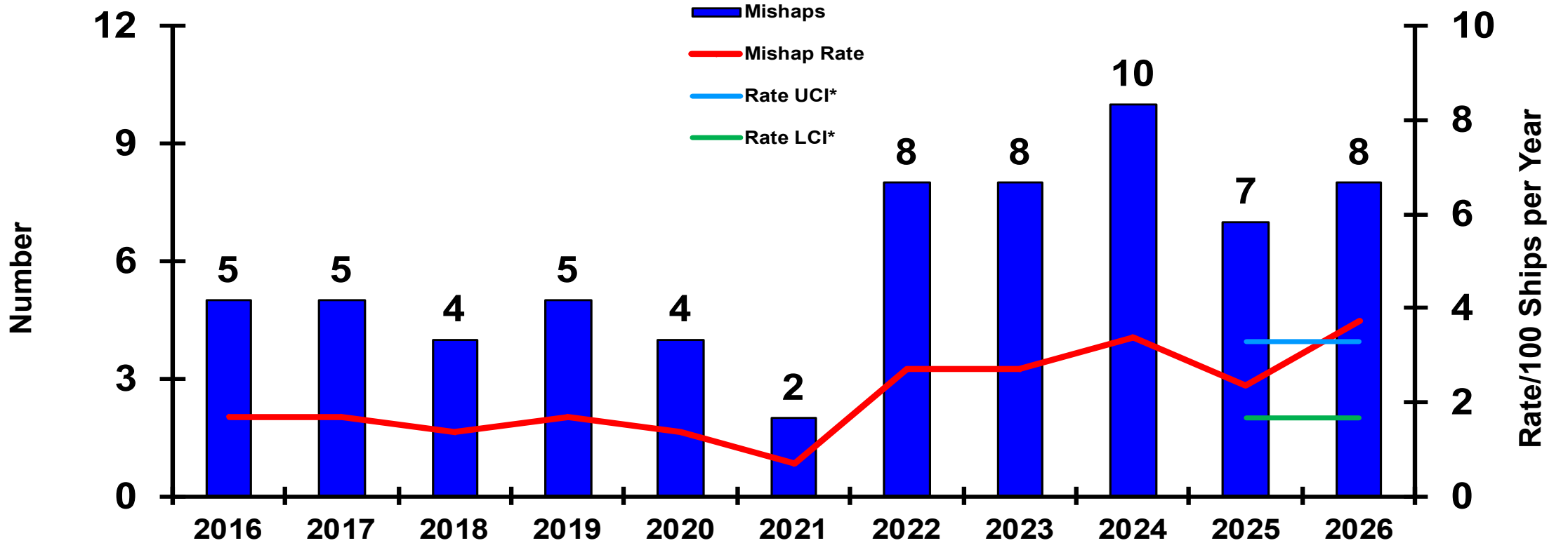
	<u>23-Jun-26</u>	<u>23-Jun-25</u>
<b>CLASS A MISHAPS/MISHAP RATE FY COMPARISON:</b>	3/0.57	1/0.18
<b>FY25 MISHAPS/MISHAP RATE:</b>	1/0.13	
<b>10-YEAR AVERAGE (FY16-FY25) MISHAPS/MISHAP RATE:</b>	1.30/0.16	

\*see last slide for definition of UCI/LCI



# CLASS 'A' - AFLOAT MISHAPS

(This slide is the summary slide for Slides 6-9. Slides 6-9 provide additional detailed information)

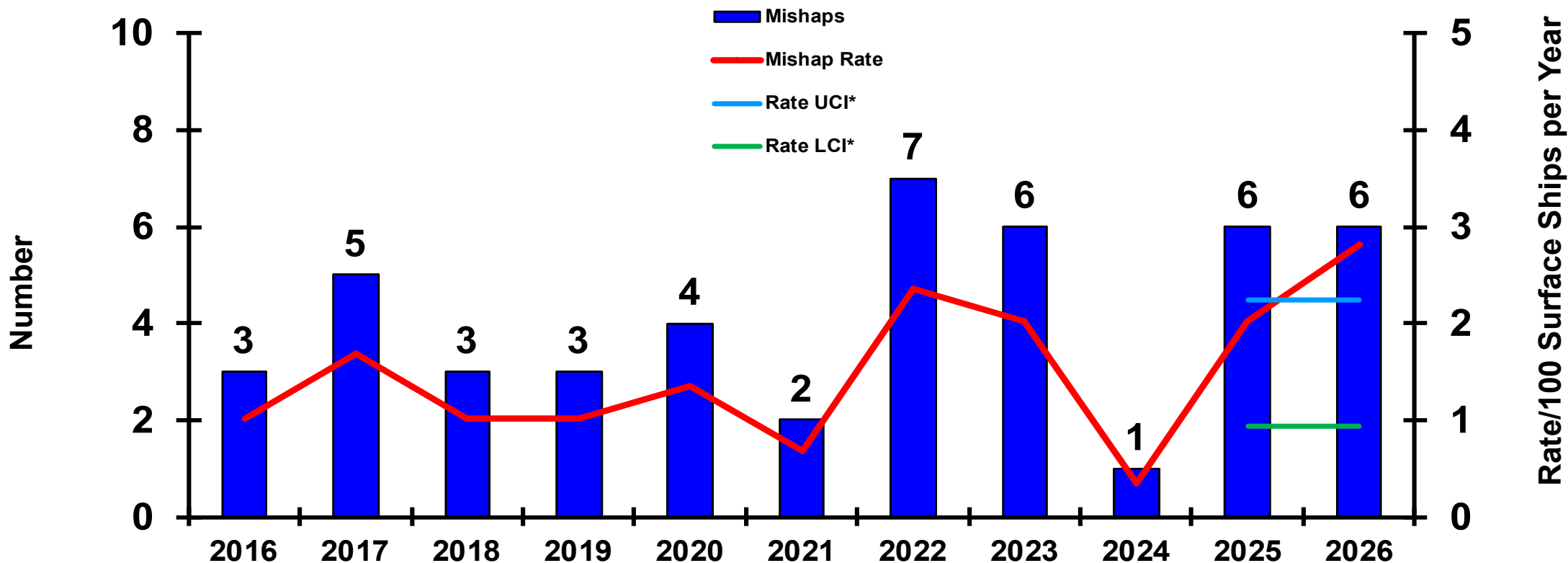


	<u>23-Jun-26</u>	<u>23-Jun-25</u>
<b>CLASS A MISHAPS/MISHAP RATE FY COMPARISON:</b>	8/3.72	3/1.40
<b>FY25 MISHAPS/MISHAP RATE:</b>	7/2.36	
<b>10-YEAR AVERAGE (FY16-FY25) MISHAPS/MISHAP RATE:</b>	5.80/1.96	

\*see last slide for definition of UCI/LCI



# CLASS 'A' - SURFACE SHIP MISHAPS

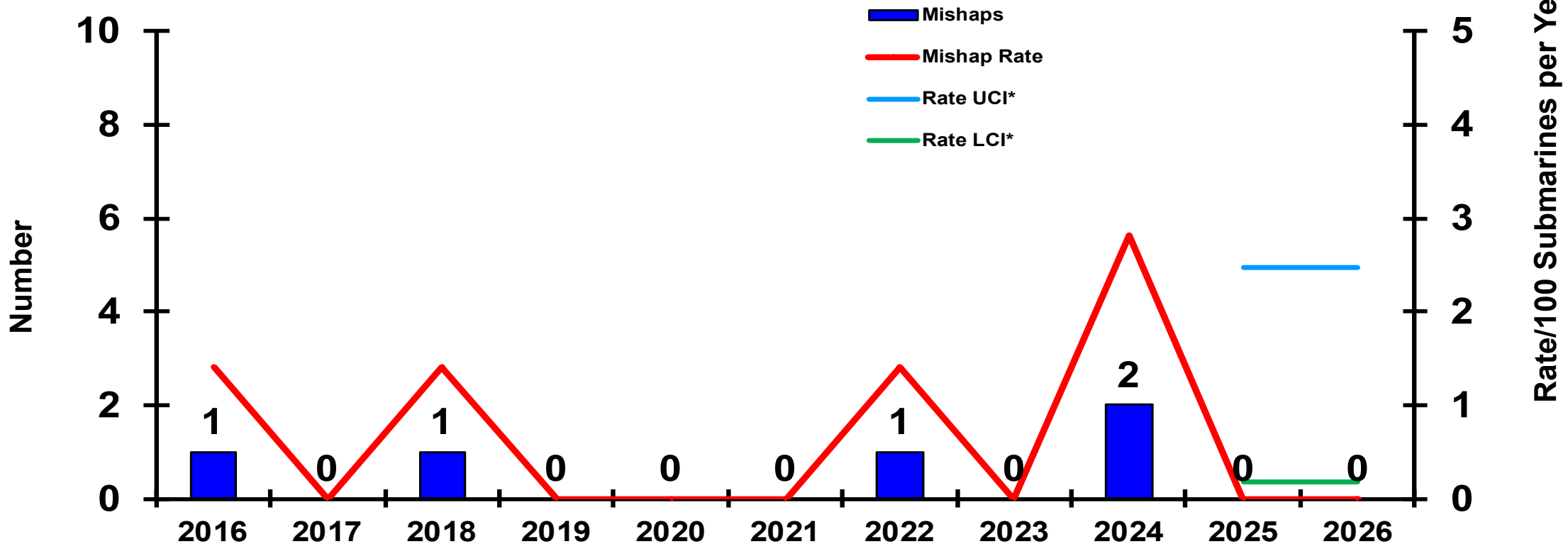


	<u>23-Jun-26</u>	<u>23-Jun-25</u>
<b>CLASS A MISHAPS/MISHAP RATE FY COMPARISON:</b>	6/2.82	2/0.93
<b>FY25 MISHAPS/MISHAP RATE:</b>	6/2.03	
<b>10-YEAR AVERAGE (FY16-FY25) MISHAPS/MISHAP RATE:</b>	4.00/1.35	

\*see last slide for definition of UCI/LCI



# CLASS 'A' - SUBMARINE MISHAPS

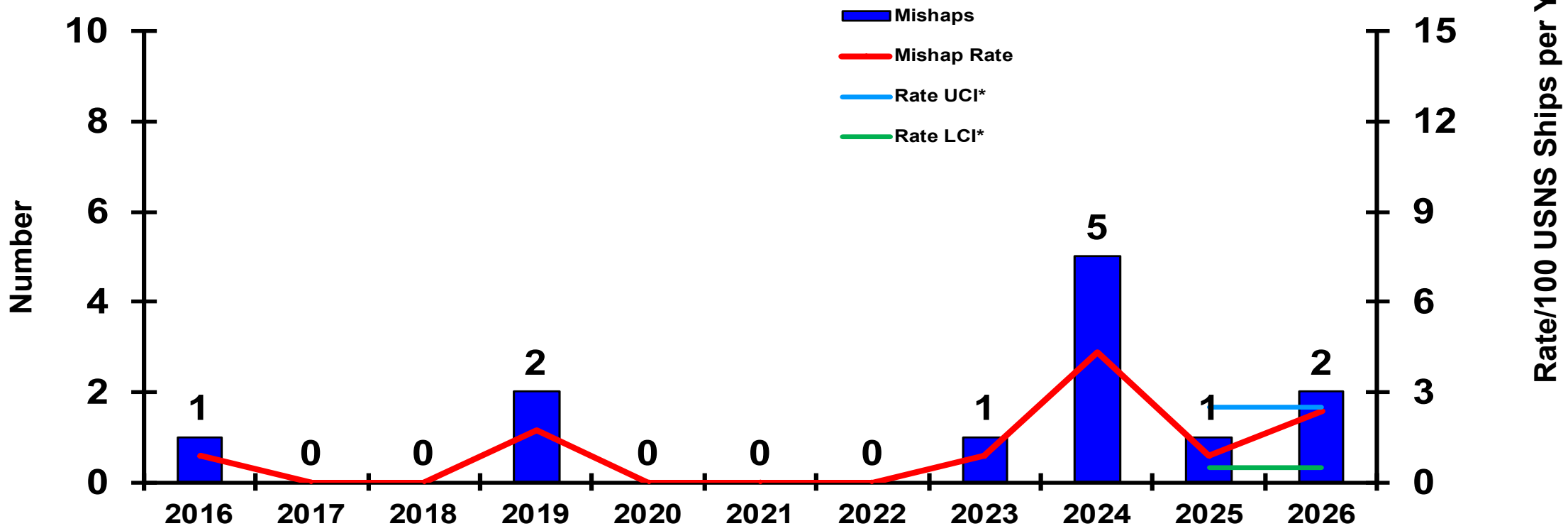


	<u>23-Jun-26</u>	<u>23-Jun-25</u>
<b>CLASS A MISHAPS/MISHAP RATE FY COMPARISON:</b>	0/0.00	0/0.00
<b>FY25 MISHAPS/MISHAP RATE:</b>	0/0.00	
<b>10-YEAR AVERAGE (FY16-FY25) MISHAPS/MISHAP RATE:</b>	0.50/0.70	

\*see last slide for definition of UCI/LCI



# CLASS 'A' - MILITARY SEALIFT COMMAND (MSC) AFLOAT MISHAPS

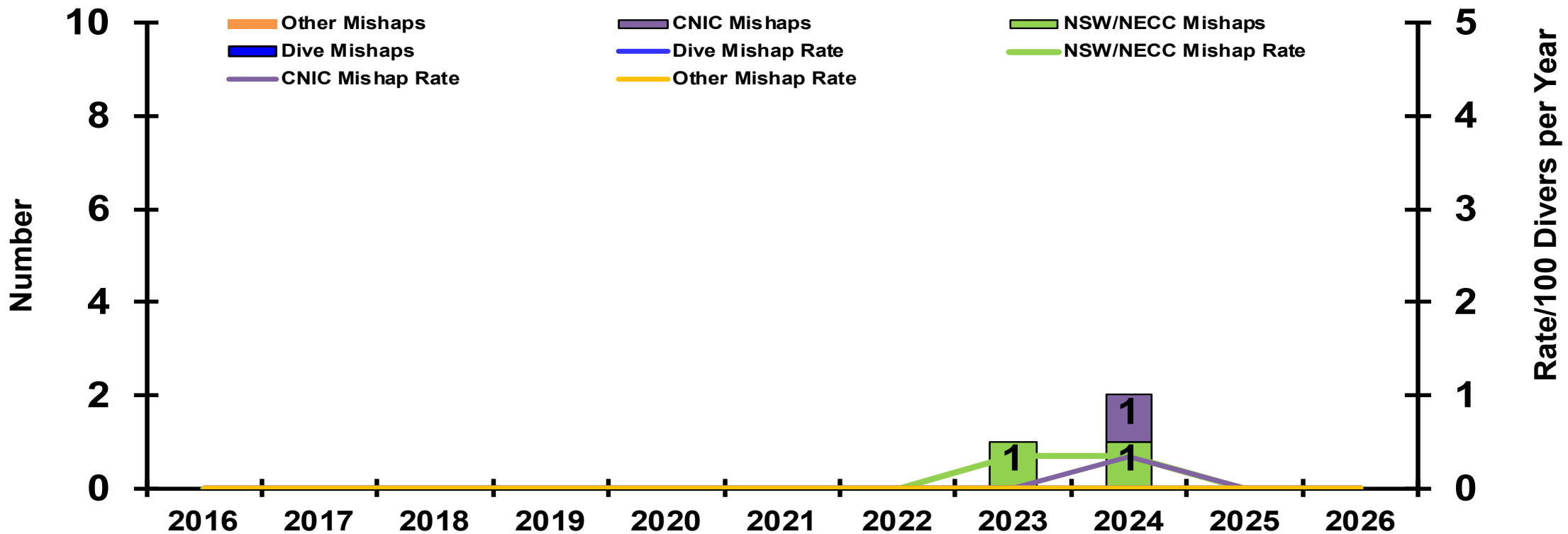


	<u>23-Jun-26</u>	<u>23-Jun-25</u>
<b>CLASS A MISHAPS/MISHAP RATE FY COMPARISON:</b>	2/2.37	1/1.19
<b>FY25 MISHAPS/MISHAP RATE:</b>	1/0.86	
<b>10-YEAR AVERAGE (FY16-FY25) MISHAPS/MISHAP RATE:</b>	1.00/0.86	

\*see last slide for definition of UCI/LCI



# CLASS 'A' – DIVE/CNIC/NSW/NECC/OTHER MISHAPS



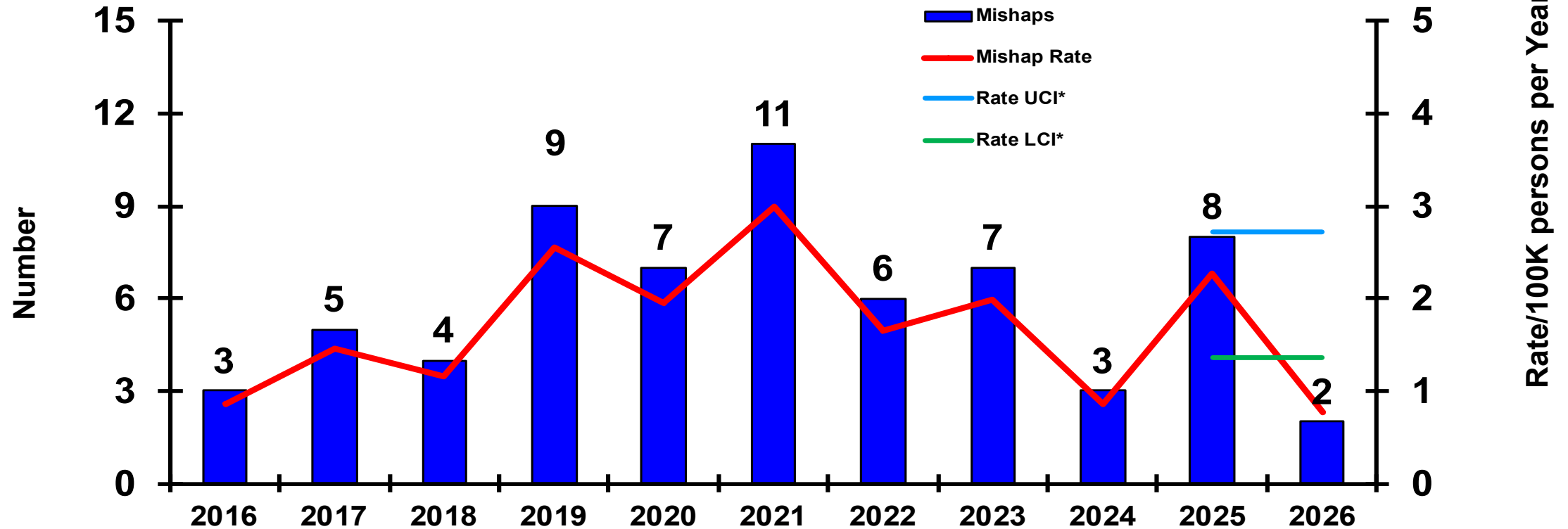
	Dive		NSW/NECC		CNIC		Other	
	23-Jun-26	23-Jun-25	23-Jun-26	23-Jun-25	23-Jun-26	23-Jun-25	23-Jun-26	23-Jun-25
CLASS A COMPARISON:	0/0.00	0/0.00	0/0.00	0/0.00	0/0.00	0/0.00	0/0.00	0/0.00
FY25 MISHAPS/MISHAP RATE:	0/0.00		0/0.00		0/0.00		0/0.00	
10-YEAR AVERAGE	0.00/0.00		0.20/0.07		0.10/0.03		0.00/0.00	

\*see last slide for definition of UCI/LCI



# CLASS 'A' - SHORE ON-DUTY MISHAPS

(This slide is the summary slide for Slides 11-14. Slides 11-14 provide additional detailed information)

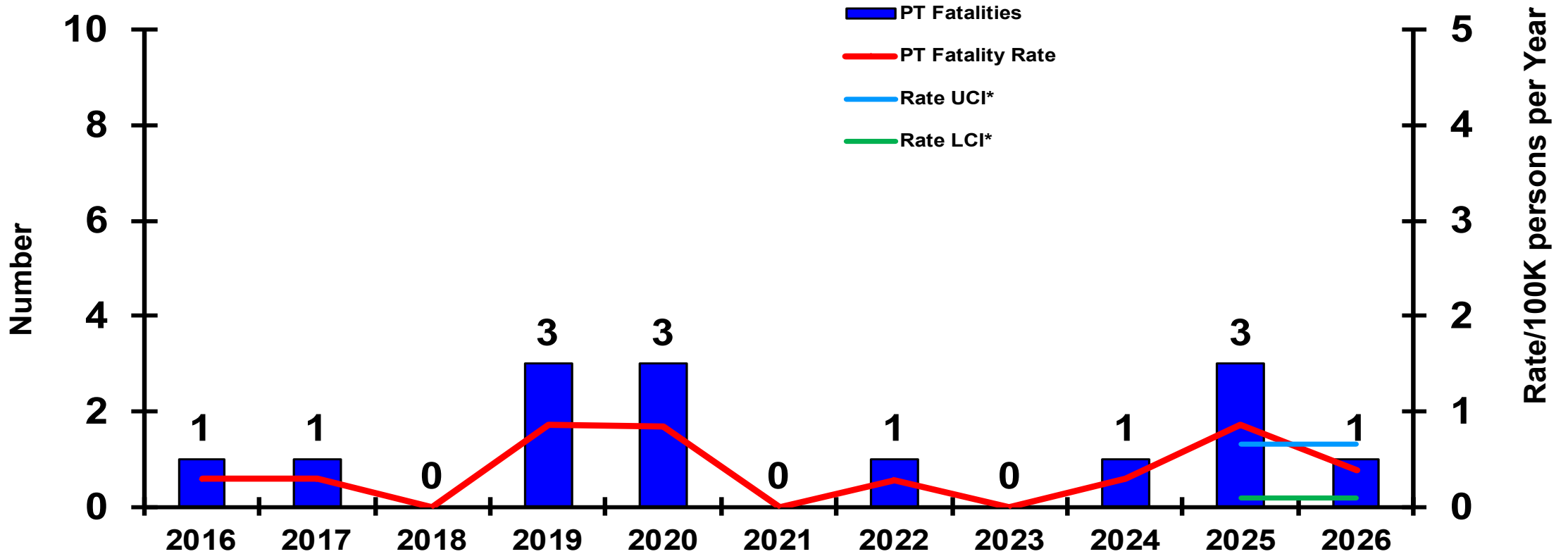


	<u>23-Jun-26</u>	<u>23-Jun-25</u>
<b>CLASS A MISHAPS/MISHAP RATE FY COMPARISON:</b>	2/0.77	3/1.17
<b>FY25 MISHAPS/MISHAP RATE:</b>	8/2.27	
<b>10-YEAR AVERAGE (FY16-FY25) MISHAPS/MISHAP RATE:</b>	6.30/1.78	

\*see last slide for definition of UCI/LCI



# CLASS 'A' - PHYSICAL TRAINING FATALITIES

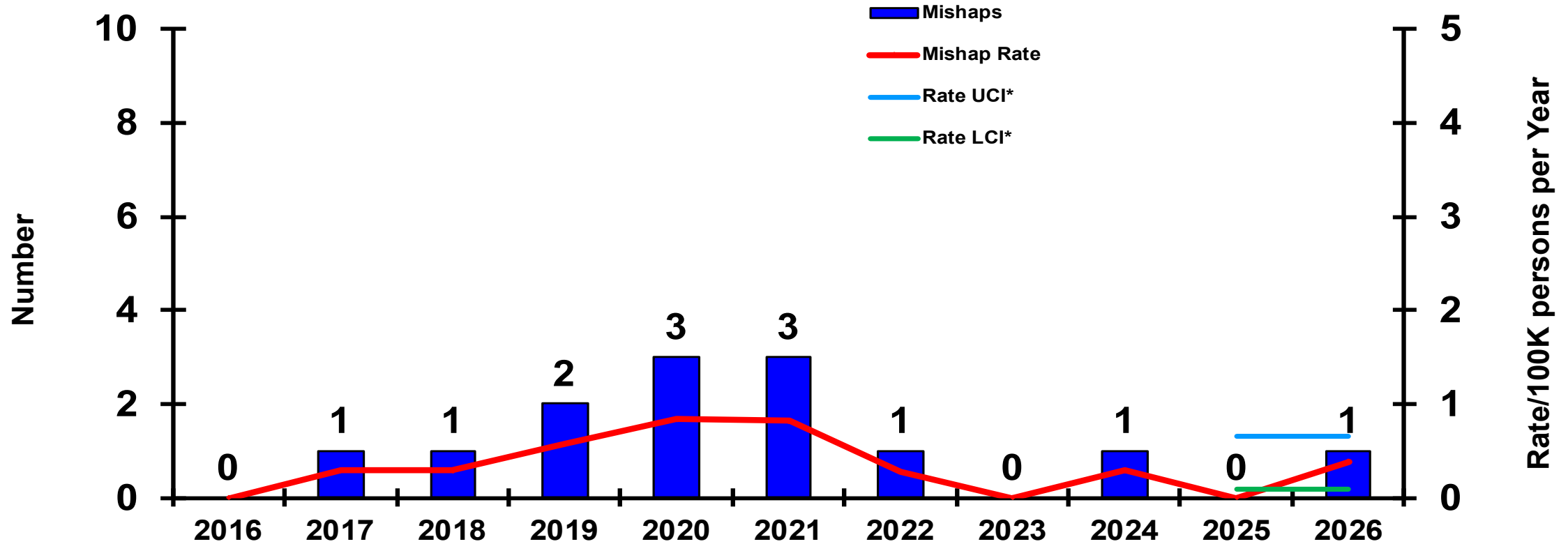


	<u>23-Jun-26</u>	<u>23-Jun-25</u>
<b>CLASS A FATALITIES/FATALITY RATE FY COMPARISON:</b>	1/0.39	1/0.39
<b>FY25 FATALITIES/FATALITY RATE:</b>	3/0.85	
<b>10-YEAR AVERAGE (FY16-FY25) FATALITIES/FATALITY RATE:</b>	1.30/0.37	

\*see last slide for definition of UCI/LCI



# CLASS 'A' - ON-DUTY MOTOR VEHICLE (MV) MISHAPS

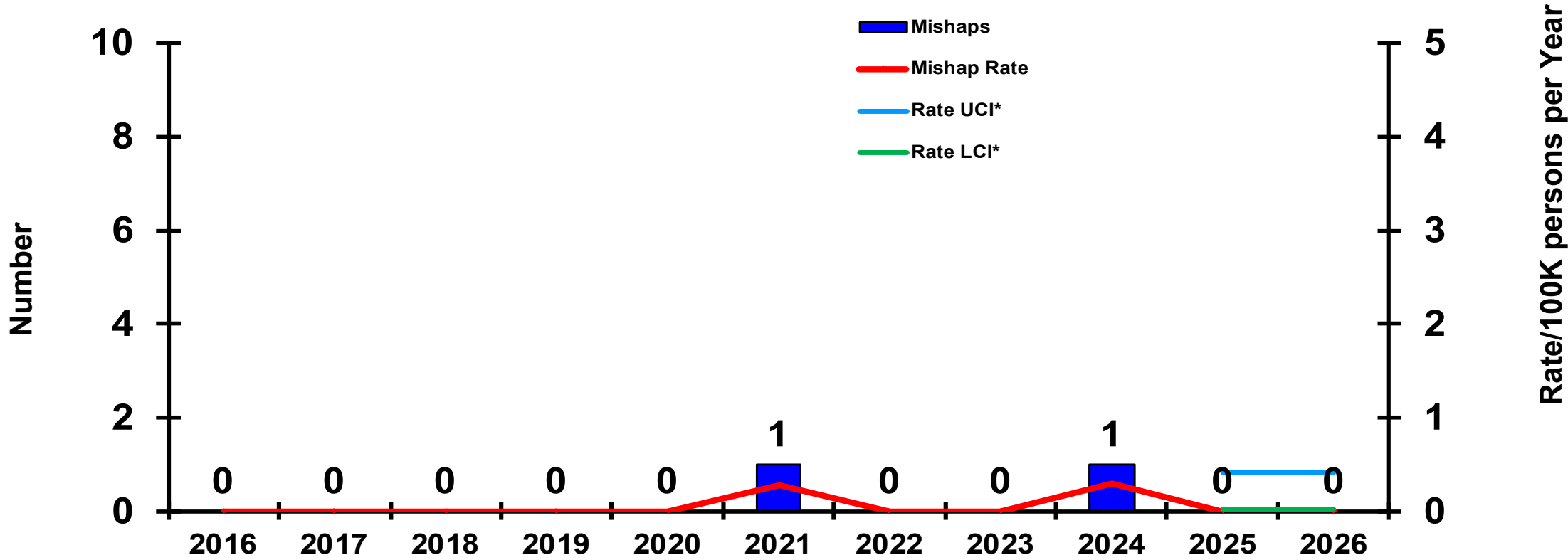


	<u>23-Jun-26</u>	<u>23-Jun-25</u>
<b>CLASS A MISHAPS/MISHAP RATE FY COMPARISON:</b>	1/0.39	0/0.00
<b>FY25 MISHAPS/MISHAP RATE:</b>	0/0.00	
<b>10-YEAR AVERAGE (FY16-FY25) MISHAPS/MISHAP RATE:</b>	1.20/0.34	

\*see last slide for definition of UCI/LCI



# CLASS 'A' - TACTICAL VEHICLE (TACVEH) MISHAPS

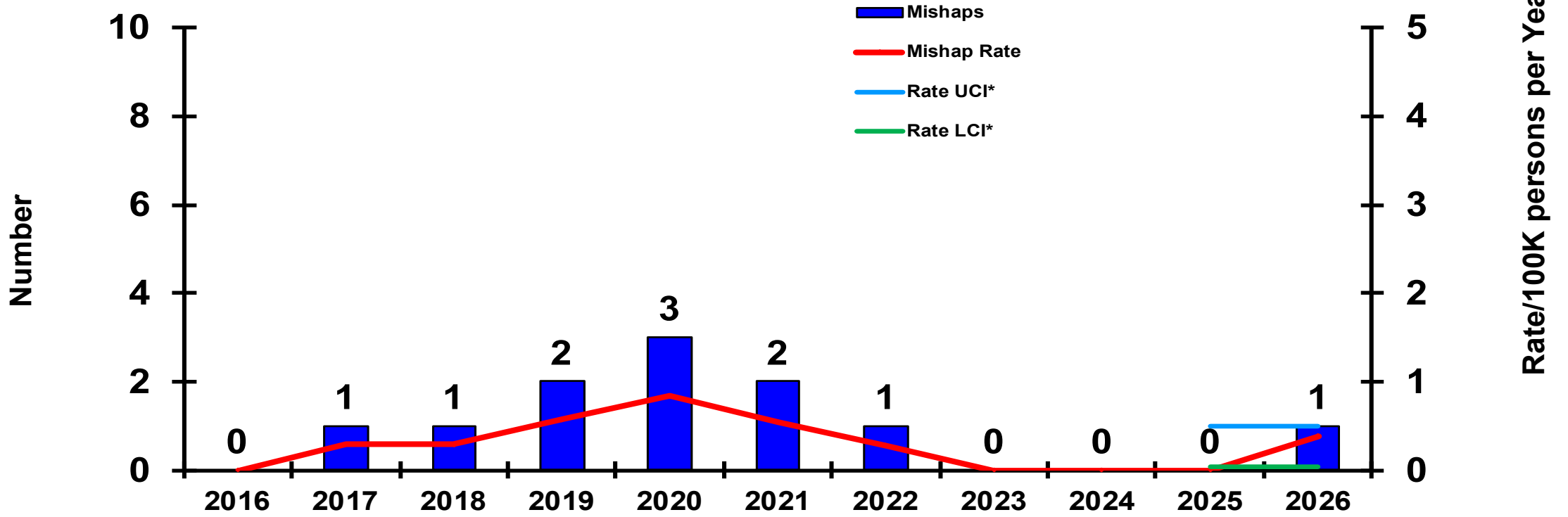


	<u>23-Jun-26</u>	<u>23-Jun-25</u>
<b>CLASS A MISHAPS/MISHAP RATE FY COMPARISON:</b>	0/0.00	0/0.00
<b>FY25 MISHAPS/MISHAP RATE:</b>	0/0.00	
<b>10-YEAR AVERAGE (FY16-FY25) MISHAPS/MISHAP RATE:</b>	0.20/0.06	

\*see last slide for definition of UCI/LCI



# CLASS 'A' - COMMERCIAL VEHICLE (COMMVEH) MISHAPS

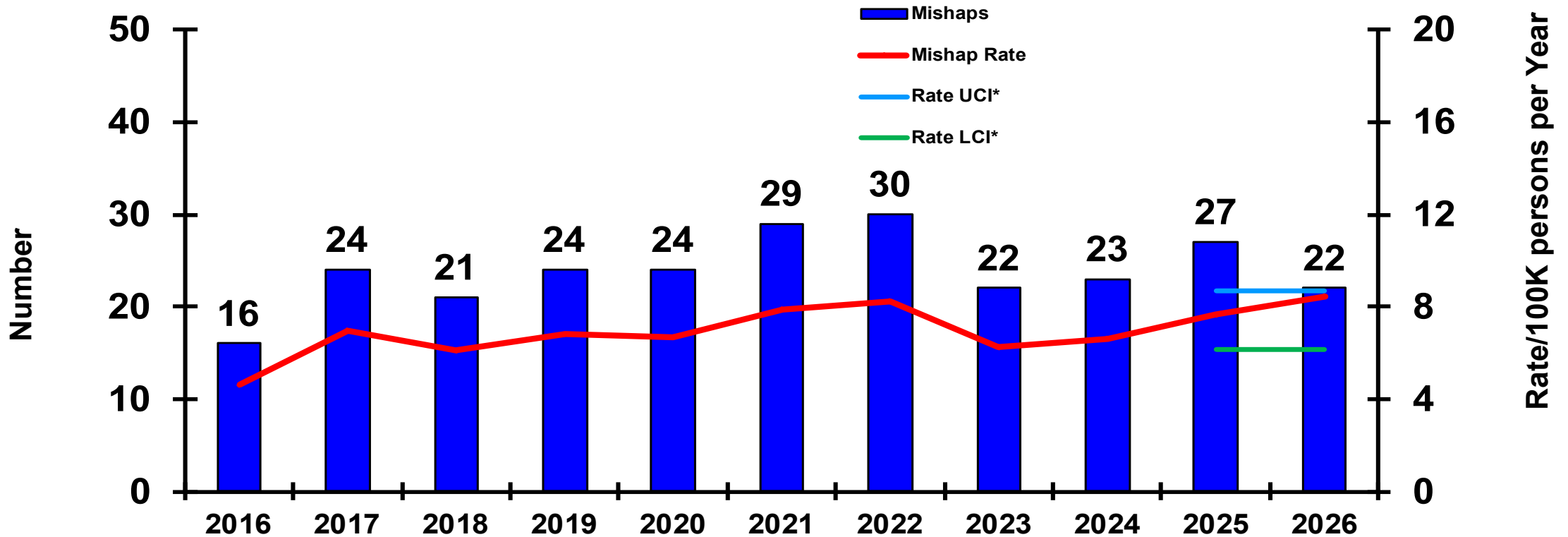


	<u>23-Jun-26</u>	<u>23-Jun-25</u>
<b>CLASS A MISHAPS/MISHAP RATE FY COMPARISON:</b>	1/0.39	0/0.00
<b>FY25 MISHAPS/MISHAP RATE:</b>	0/0.00	
<b>10-YEAR AVERAGE (FY16-FY25) MISHAPS/MISHAP RATE:</b>	1.00/0.28	

\*see last slide for definition of UCI/LCI



# CLASS 'A' - ON-DUTY MISHAPS

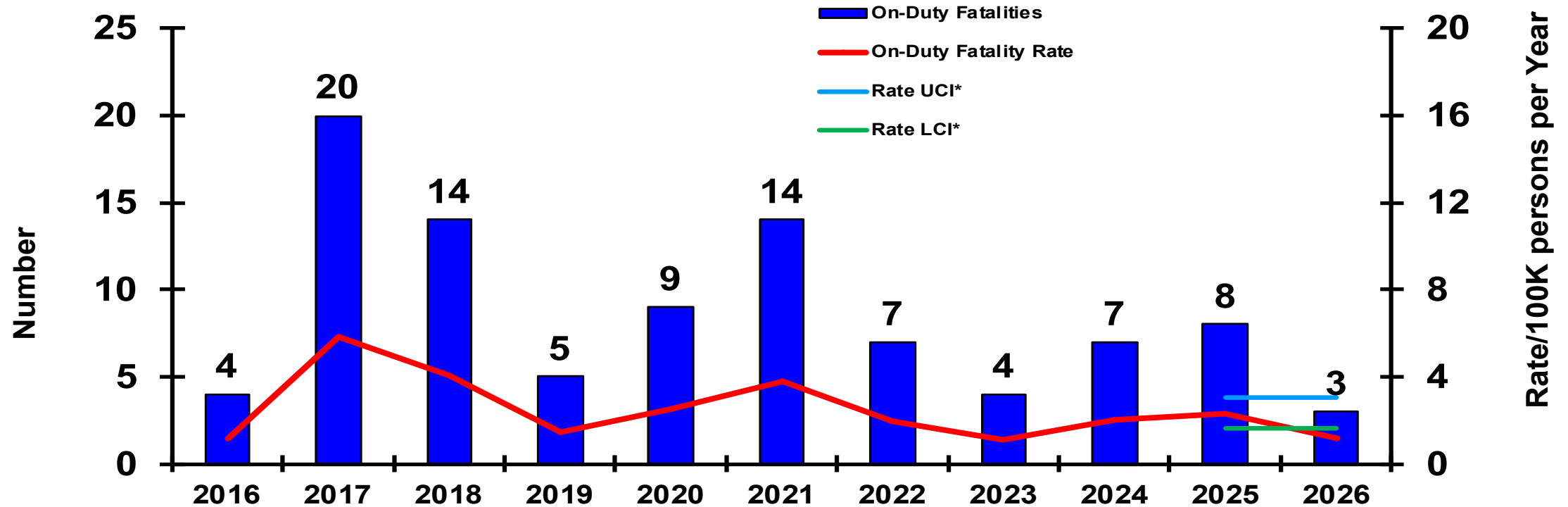


	<u>23-Jun-26</u>	<u>23-Jun-25</u>
<b>CLASS A MISHAPS/MISHAP RATE FY COMPARISON:</b>	22/8.47	15/5.86
<b>FY25 MISHAPS/MISHAP RATE:</b>	27/7.65	
<b>10-YEAR AVERAGE (FY16-FY25) MISHAPS/MISHAP RATE:</b>	24.00/6.80	

\*see last slide for definition of UCI/LCI



# CLASS 'A' - ON-DUTY FATALITIES



Slide does not show Government Civilian Fatalities: FY26 - 1

Slide does not show Permanent Total Disability (PTD) : FY26 - 1

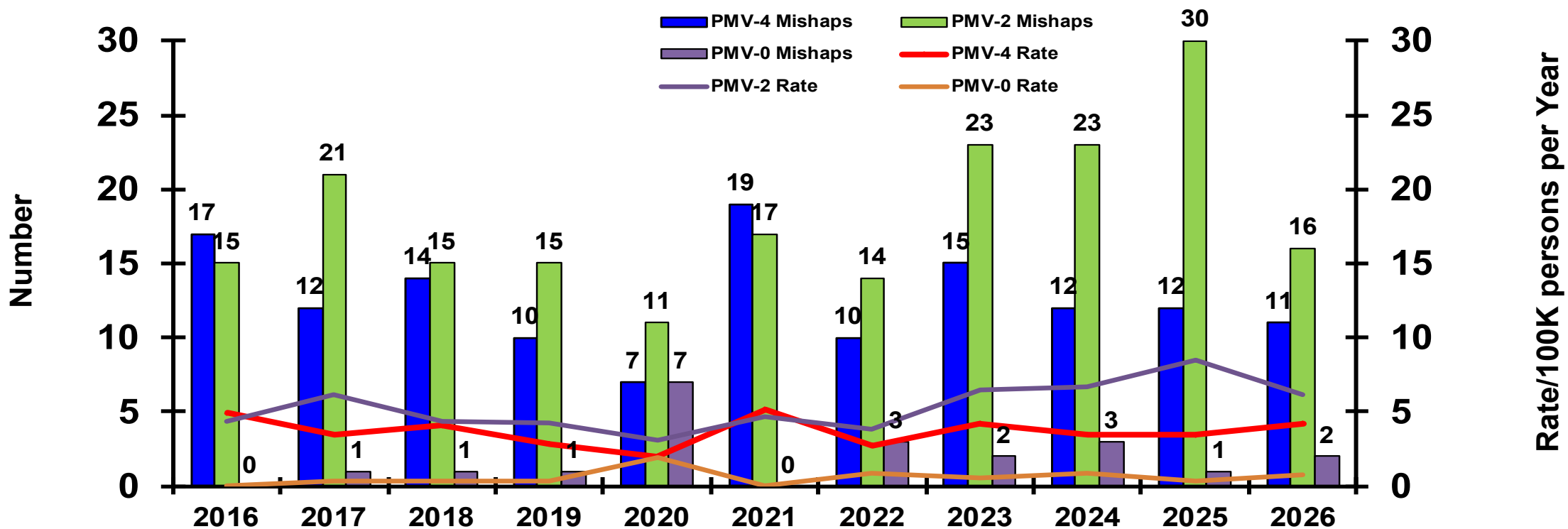
	<u>23-Jun-26</u>	<u>23-Jun-25</u>
<b>CLASS A FATALITIES/FATALITY RATE FY COMPARISON:</b>	3/1.16	4/1.56
<b>FY25 FATALITIES/FATALITY RATE:</b>	8/2.27	
<b>10-YEAR AVERAGE (FY16-FY25) FATALITIES/FATALITY RATE:</b>	9.20/2.60	

\*see last slide for definition of UCI/LCI



# CLASS 'A' - PRIVATE MOTOR VEHICLES (PMV) MISHAPS

(This slide is the summary slide for Slides 18-21. Slides 18-21 provide additional detailed information)



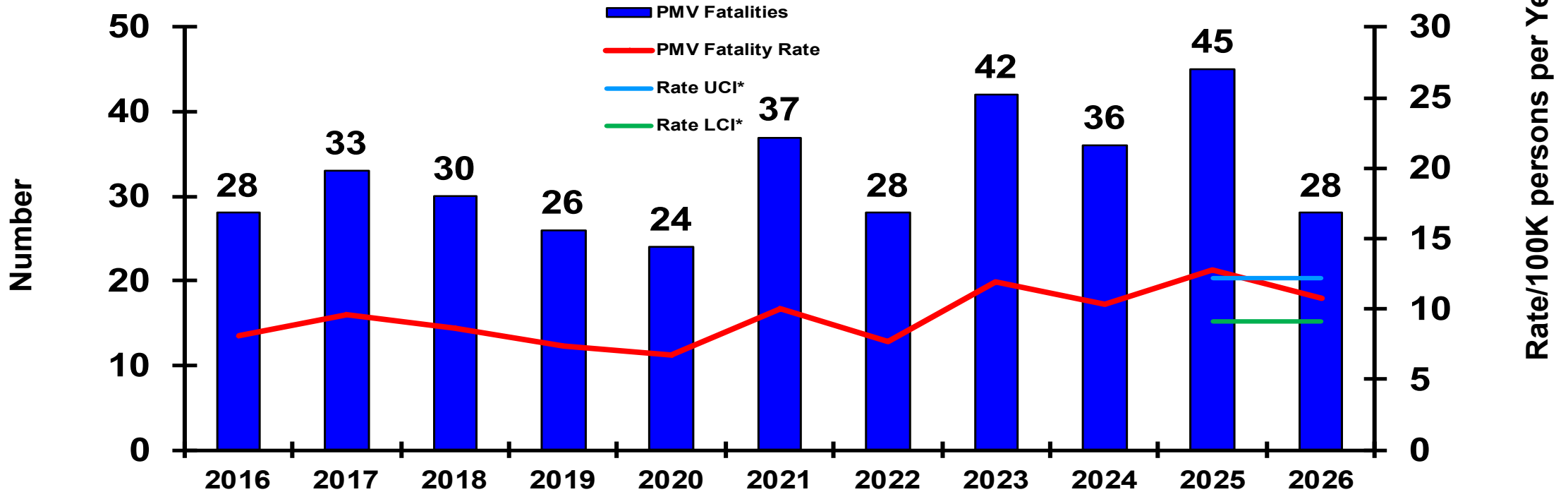
	PMV-4		PMV-2		PMV-0	
	23-Jun-26	23-Jun-25	23-Jun-26	23-Jun-25	23-Jun-26	23-Jun-25
CLASS A MISHAPS/MISHAP RATE FY COMPARISON:	11/4.24	10/3.90	16/6.16	23/8.98	2/0.77	1/0.39
FY25 MISHAPS/MISHAP RATE:	12/3.40		30/8.50		1/0.28	
10-YEAR AVERAGE (FY16-FY25) MISHAPS/MISHAP RATE:	12.80/3.62		18.40/5.21		1.90/0.54	

\*see last slide for definition of UCI/LCI



# CLASS 'A' - PRIVATE MOTOR VEHICLE (PMV) FATALITIES

(This slide is the summary slide for Slides 19-21. Slides 19-21 provide additional detailed information)



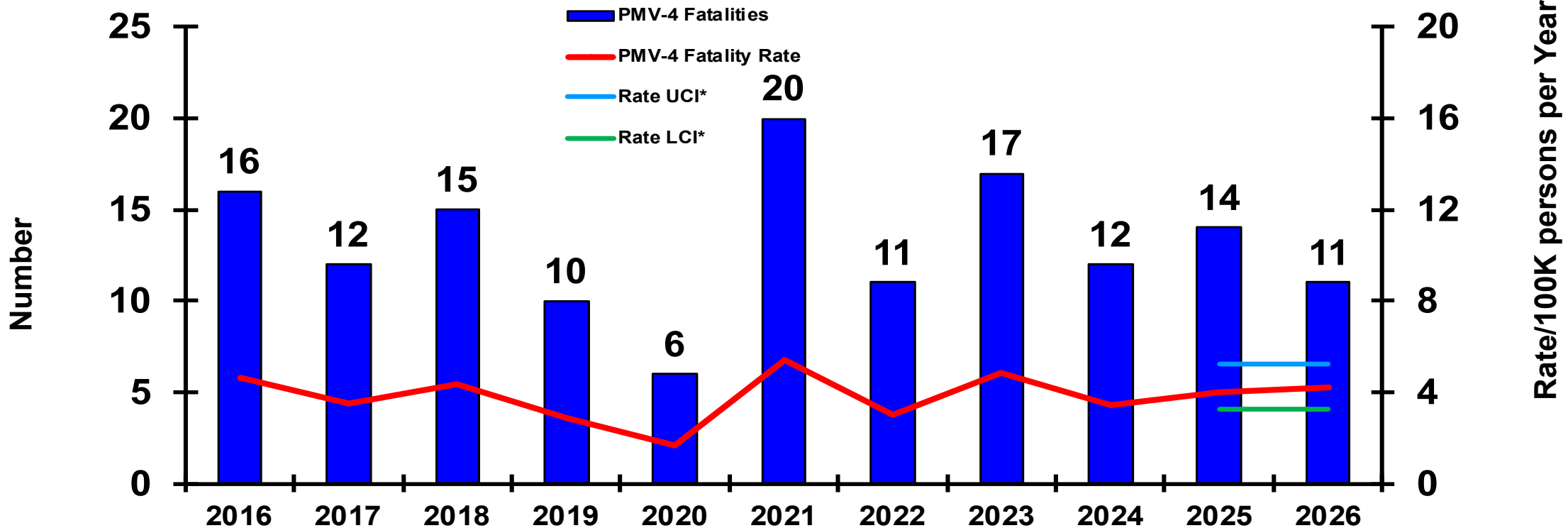
Slide does not show Permanent Total Disability (PTD) : FY26 - 1

	<u>23-Jun-26</u>	<u>23-Jun-25</u>
<b>CLASS A FATALITIES/FATALITY RATE FY COMPARISON:</b>	28/10.78	36/14.05
<b>FY25 FATALITIES/FATALITY RATE:</b>	45/12.75	
<b>10-YEAR AVERAGE (FY16-FY25) FATALITIES/FATALITY RATE:</b>	32.90/9.32	

\*see last slide for definition of UCI/LCI



# CLASS 'A' - AUTOMOBILE (PMV-4) FATALITIES



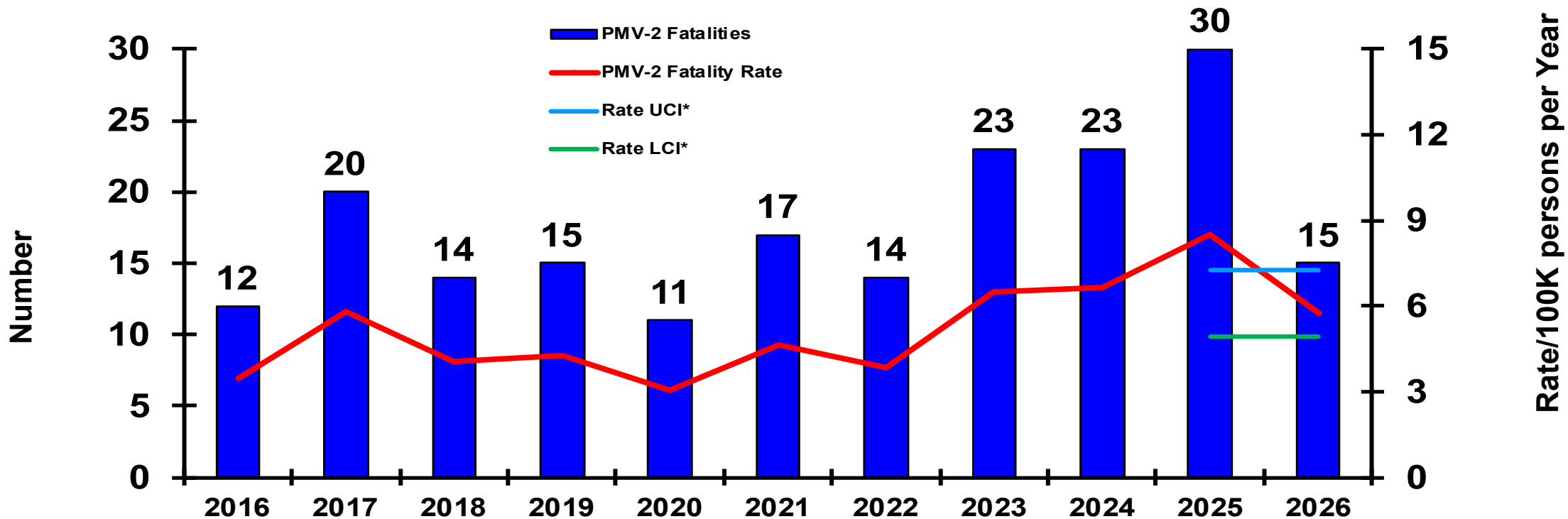
Slide does not show CIVMAR/Govt Civilian Fatalities: FY26 - 1

	<u>23-Jun-26</u>	<u>23-Jun-25</u>
<b>CLASS A FATALITIES/FATALITY RATE FY COMPARISON:</b>	11/4.24	12/4.68
<b>FY25 FATALITIES/FATALITY RATE:</b>	14/3.97	
<b>10-YEAR AVERAGE (FY16-FY25) FATALITIES/FATALITY RATE:</b>	13.30/3.77	

\*see last slide for definition of UCI/LCI



# CLASS 'A' - MOTORCYCLE (PMV-2) FATALITIES



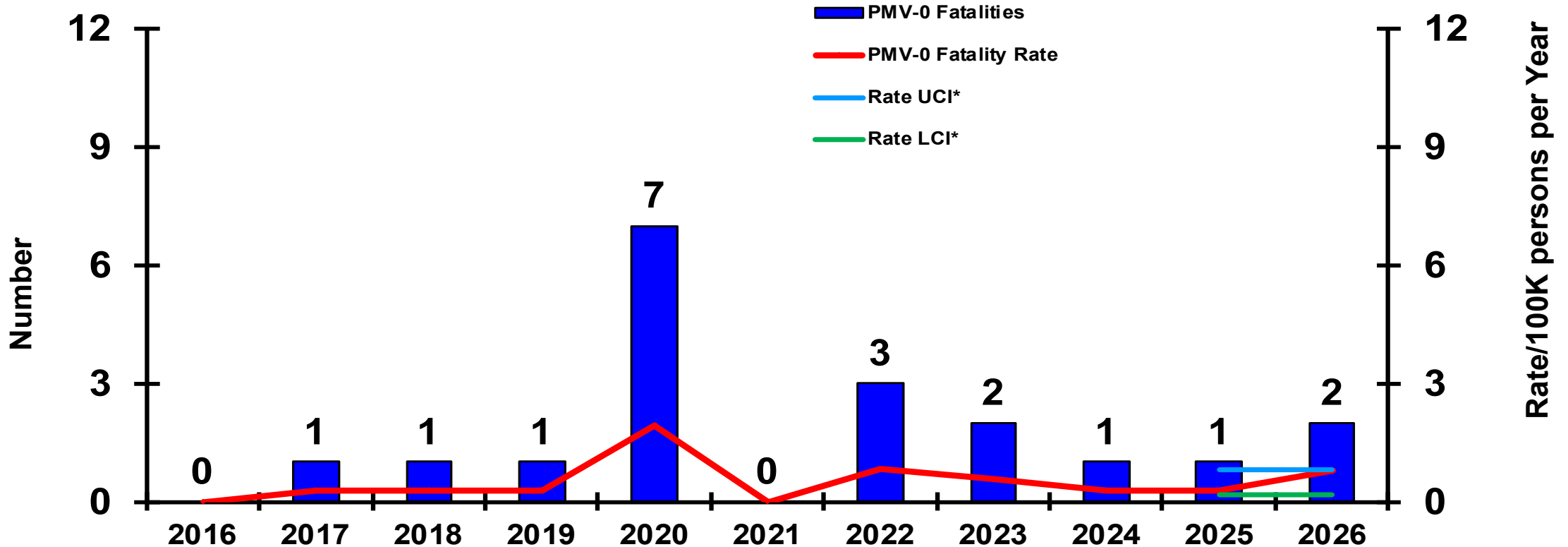
Slide does not show Permanent Total Disability (PTD) : FY26 - 1

	<u>23-Jun-26</u>	<u>23-Jun-25</u>
<b>CLASS A FATALITIES/FATALITY RATE FY COMPARISON:</b>	15/5.78	23/8.98
<b>FY25 FATALITIES/FATALITY RATE:</b>	30/8.50	
<b>10-YEAR AVERAGE (FY16-FY25) FATALITIES/FATALITY RATE:</b>	17.90/5.07	

\*see last slide for definition of UCI/LCI



# CLASS 'A' - PEDESTRIAN (PMV-0) FATALITIES

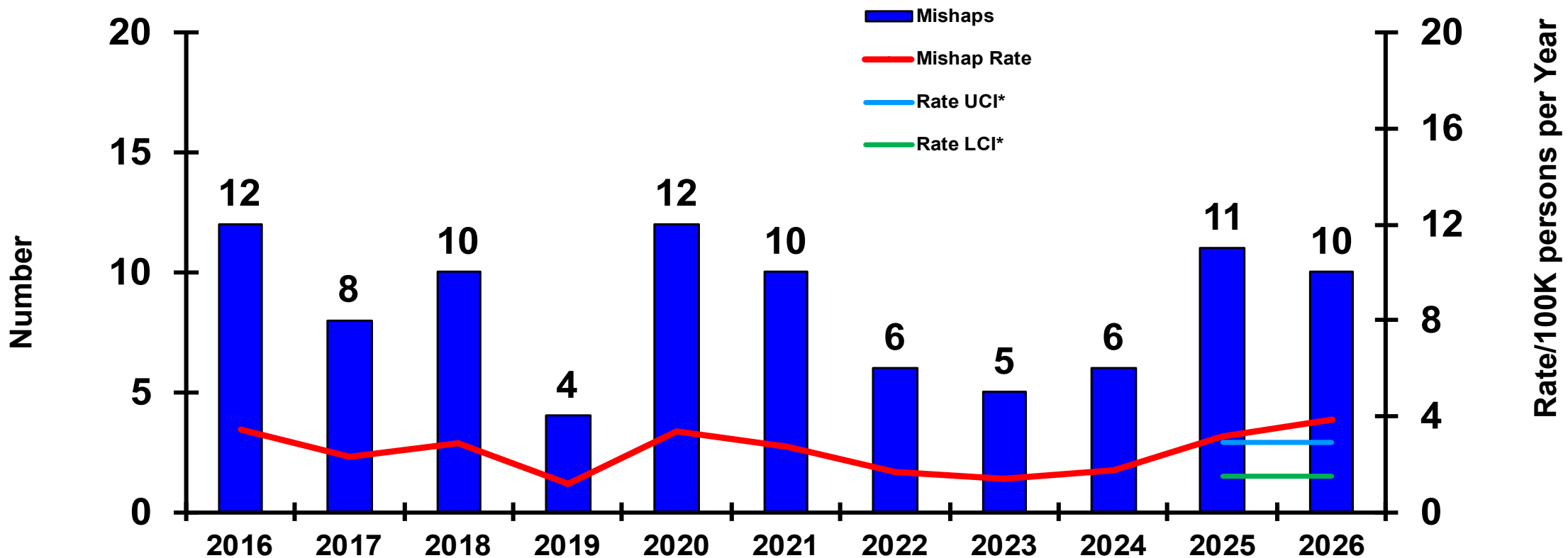


	<u>23-Jun-26</u>	<u>23-Jun-25</u>
<b>CLASS A FATALITIES/FATALITY RATE FY COMPARISON:</b>	2/0.77	1/0.39
<b>FY25 FATALITIES/FATALITY RATE:</b>	1/0.28	
<b>10-YEAR AVERAGE (FY16-FY25) FATALITIES/FATALITY RATE:</b>	1.70/0.48	

\*see last slide for definition of UCI/LCI



# CLASS 'A' - OFF-DUTY/REC MISHAPS

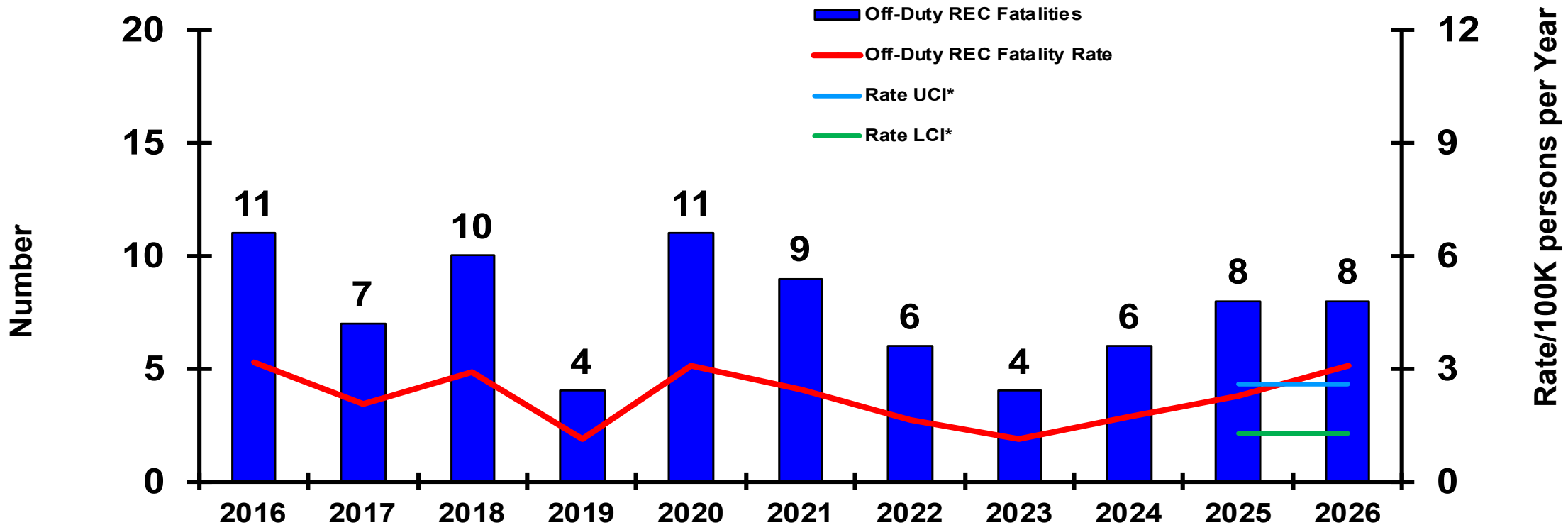


	<u>23-Jun-26</u>	<u>23-Jun-25</u>
<b>CLASS A MISHAPS/MISHAP RATE FY COMPARISON:</b>	10/3.85	8/3.12
<b>FY25 MISHAPS/MISHAP RATE:</b>	11/3.12	
<b>10-YEAR AVERAGE (FY16-FY25) MISHAPS/MISHAP RATE:</b>	8.40/2.38	

\*see last slide for definition of UCI/LCI



# CLASS 'A' - OFF-DUTY/REC FATALITIES



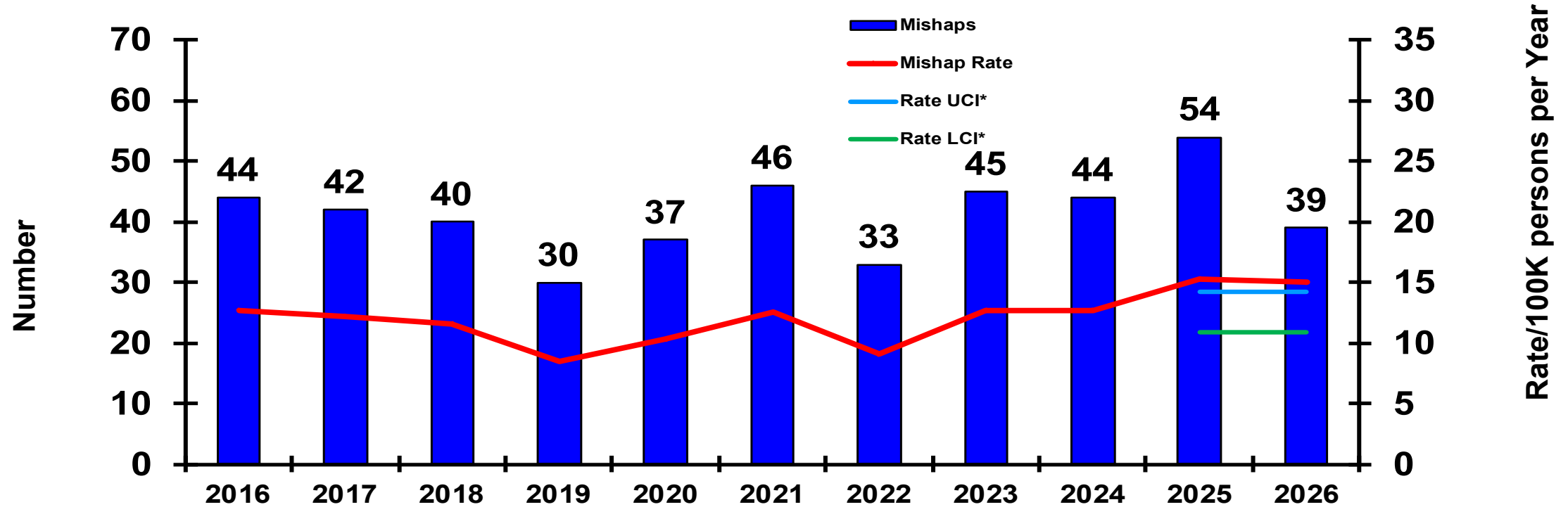
Slide does not show Permanent Total Disability (PTD) : FY26 - 2

	<u>23-Jun-26</u>	<u>23-Jun-25</u>
<b>CLASS A FATALITIES/FATALITY RATE FY COMPARISON:</b>	8/3.08	6/2.34
<b>FY25 FATALITIES/FATALITY RATE:</b>	8/2.27	
<b>10-YEAR AVERAGE (FY16-FY25) FATALITIES/FATALITY RATE:</b>	7.60/2.15	

\*see last slide for definition of UCI/LCI



# CLASS 'A' - OFF-DUTY MISHAPS

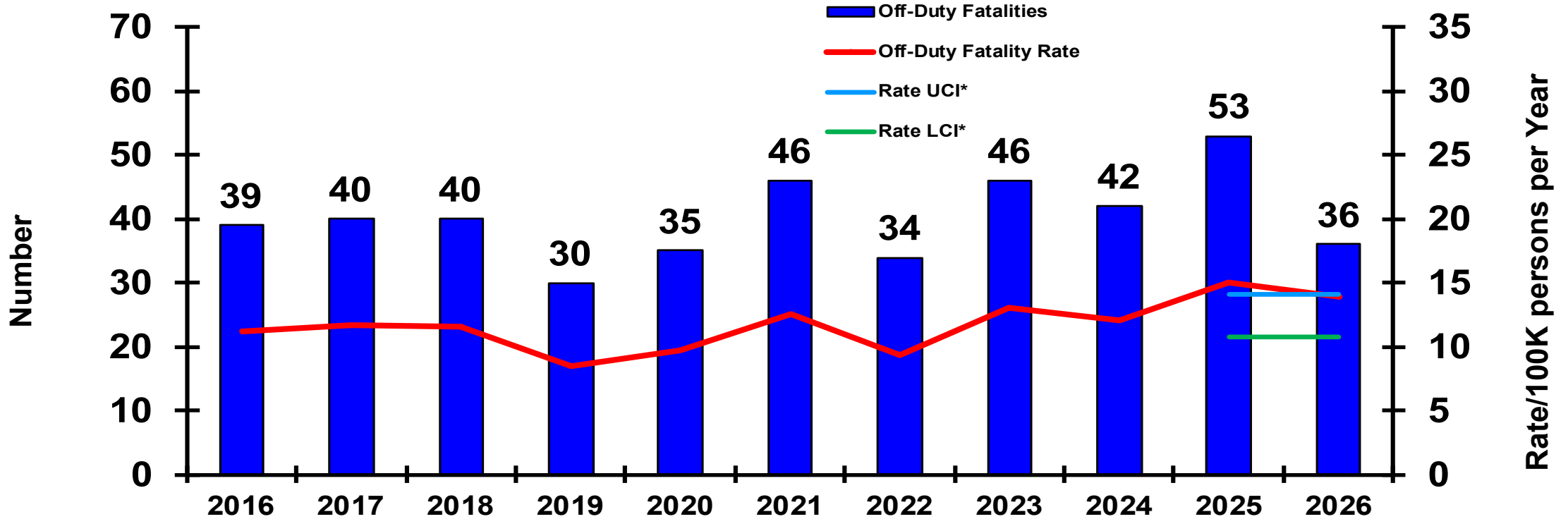


	<u>23-Jun-26</u>	<u>23-Jun-25</u>
<b>CLASS A MISHAPS/MISHAP RATE FY COMPARISON:</b>	39/15.02	42/16.39
<b>FY25 MISHAPS/MISHAP RATE:</b>	54/15.30	
<b>10-YEAR AVERAGE (FY16-FY25) MISHAPS/MISHAP RATE:</b>	41.50/11.75	

\*see last slide for definition of UCI/LCI



# CLASS 'A' - OFF-DUTY FATALITIES



Slide does not show CIVMAR/Govt Civilian Fatalities: FY26 - 1

Slide does not show Permanent Total Disability (PTD) : FY26 - 3

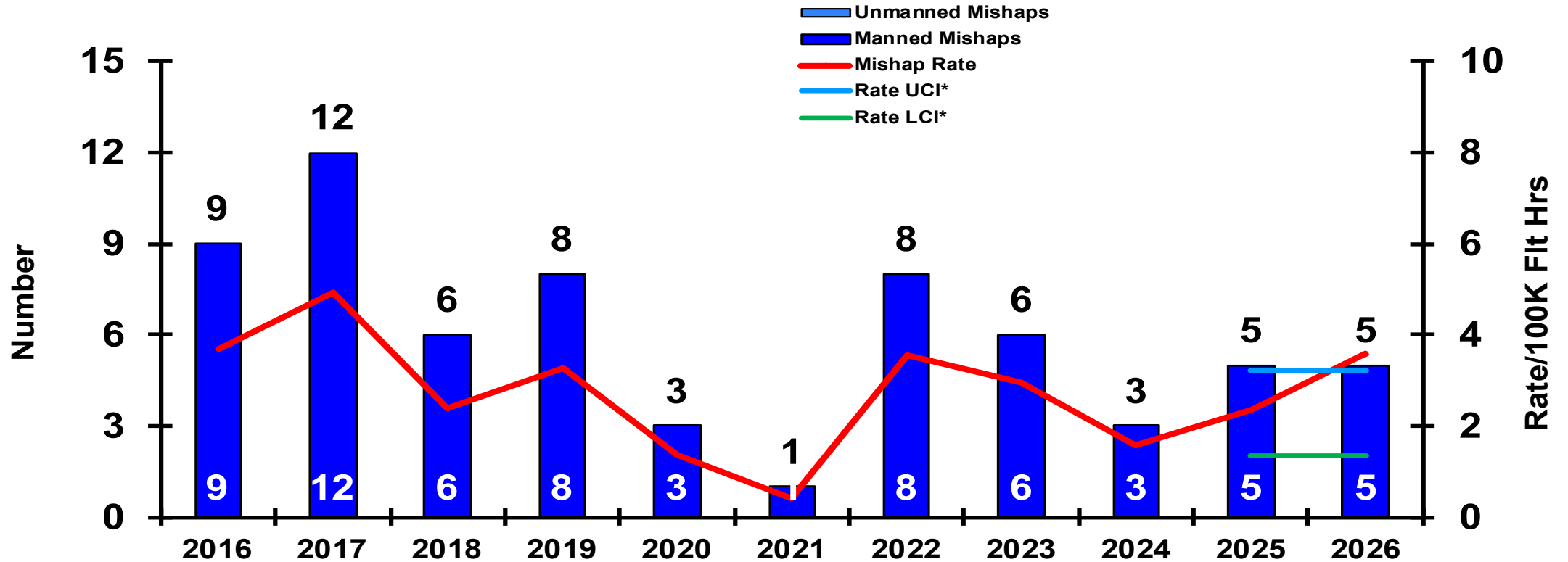
	<u>23-Jun-26</u>	<u>23-Jun-25</u>
<b>CLASS A FATALITIES/FATALITY RATE FY COMPARISON:</b>	36/13.86	42/16.39
<b>FY25 FATALITIES/FATALITY RATE:</b>	53/15.02	
<b>10-YEAR AVERAGE (FY16-FY25) FATALITIES/FATALITY RATE:</b>	40.50/11.47	

\*see last slide for definition of UCI/LCI



# CLASS 'A' - AVIATION MISHAPS

(This slide is the summary slide for Slides 29-31. Slides 29-31 provide additional detailed information)

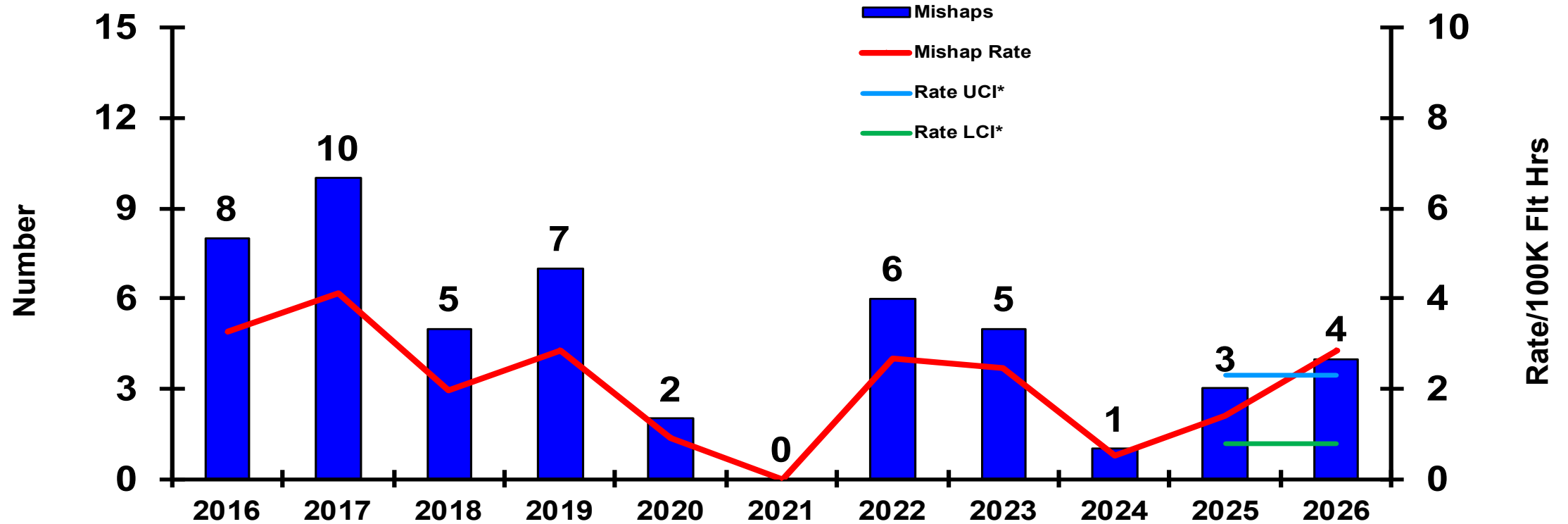


	<u>23-Jun-26</u>	<u>23-Jun-25</u>
<b>CLASS A MISHAPS/MISHAP RATE FY COMPARISON:</b>	5/3.57	3/1.93
<b>FY25 MISHAPS/MISHAP RATE:</b>	5/2.34	
<b>10-YEAR AVERAGE (FY16-FY25) MISHAPS/MISHAP RATE:</b>	6.10/2.67	



# CLASS 'A' - FLIGHT MISHAPS

*Manned Aircraft Only*

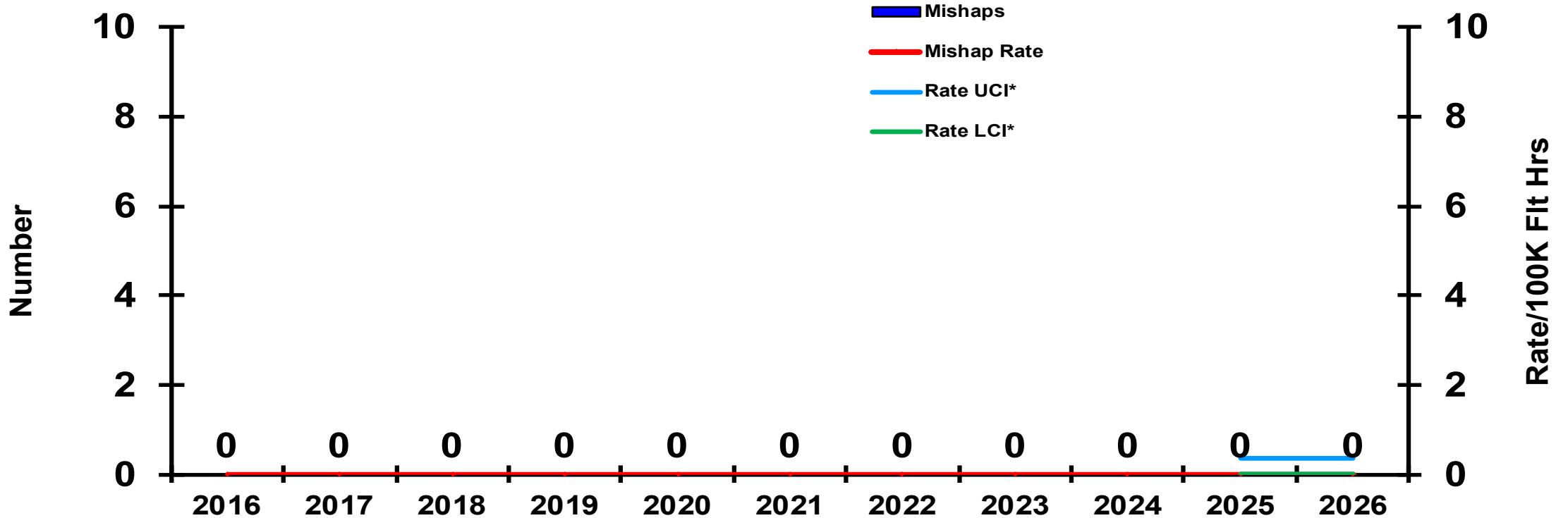


	<u>23-Jun-26</u>	<u>23-Jun-25</u>
<b>CLASS A MISHAPS/MISHAP RATE FY COMPARISON:</b>	4/2.86	2/1.29
<b>FY25 MISHAPS/MISHAP RATE:</b>	3/1.40	
<b>10-YEAR AVERAGE (FY16-FY25) MISHAPS/MISHAP RATE:</b>	4.70/2.06	



# CLASS 'A' - FLIGHT-RELATED (FREL) MISHAPS

*Manned Aircraft Only*

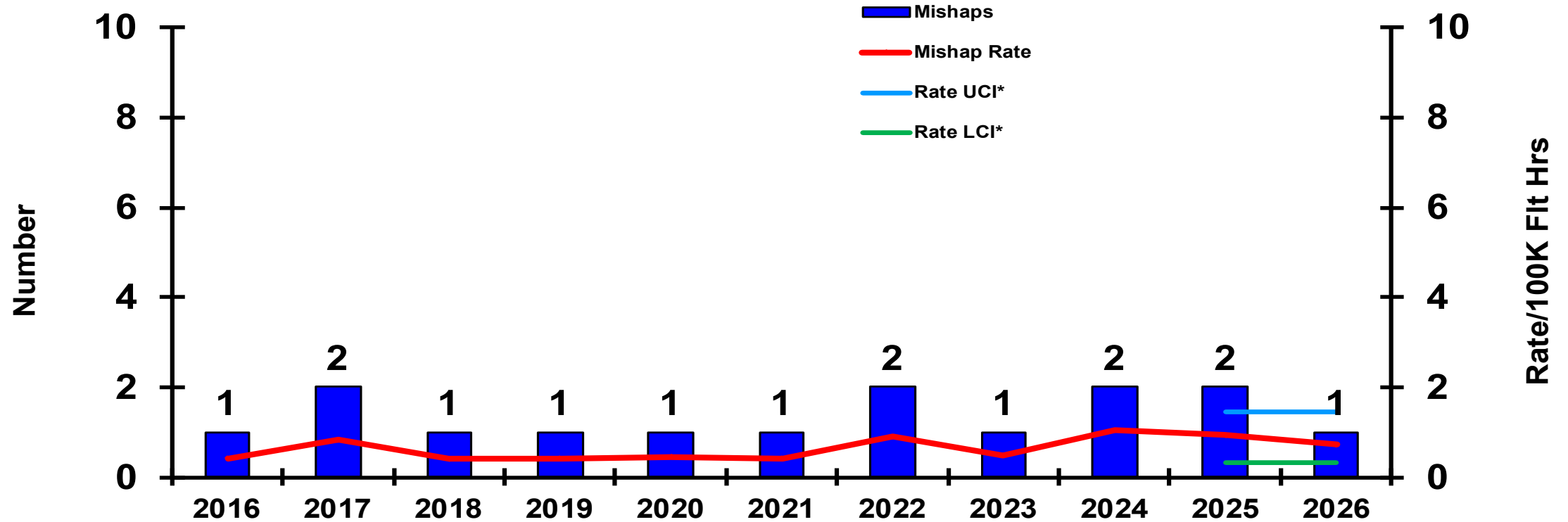


	<u>23-Jun-26</u>	<u>23-Jun-25</u>
<b>CLASS A MISHAPS/MISHAP RATE FY COMPARISON:</b>	0/0.00	0/0.00
<b>FY25 MISHAPS/MISHAP RATE:</b>	0/0.00	
<b>10-YEAR AVERAGE (FY16-FY25) MISHAPS/MISHAP RATE:</b>	0.00/0.00	



# CLASS 'A' - AVIATION GROUND MISHAPS (AGM)

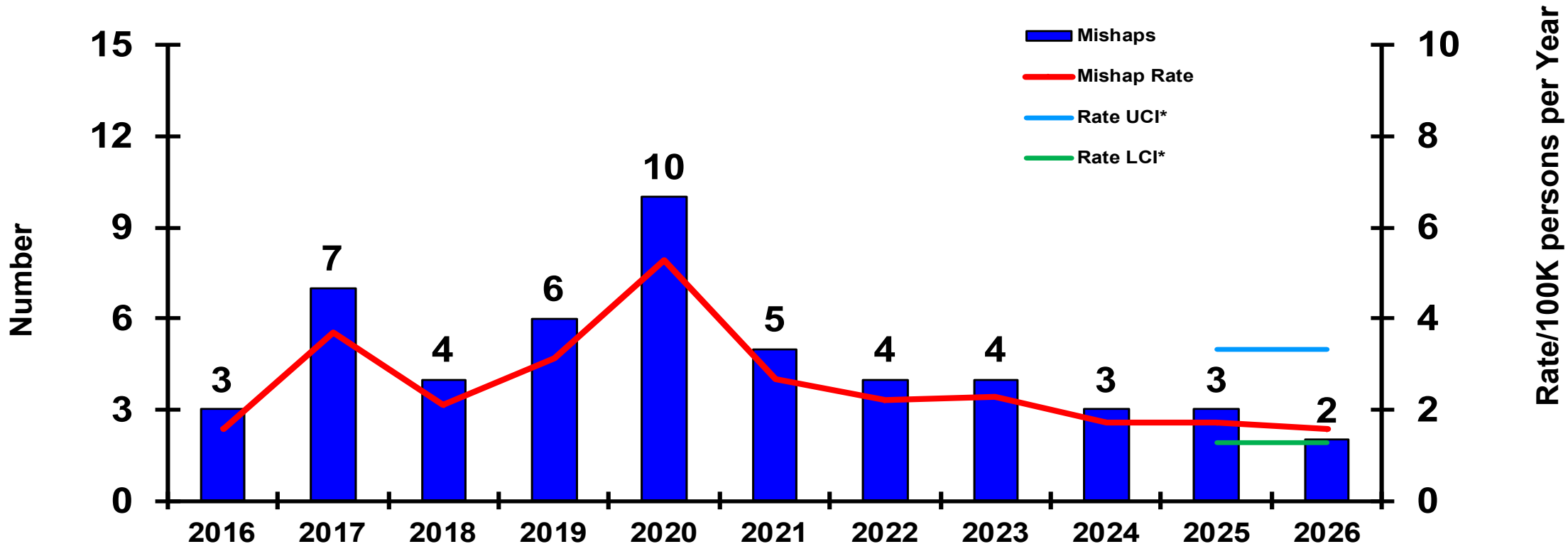
Manned Aircraft Only



	<u>23-Jun-26</u>	<u>23-Jun-25</u>
<b>CLASS A MISHAPS/MISHAP RATE FY COMPARISON:</b>	1/0.71	1/0.64
<b>FY25 MISHAPS/MISHAP RATE:</b>	2/0.93	
<b>10-YEAR AVERAGE (FY16-FY25) MISHAPS/MISHAP RATE:</b>	1.40/0.61	



# CLASS 'A' - GROUND ON-DUTY MISHAPS



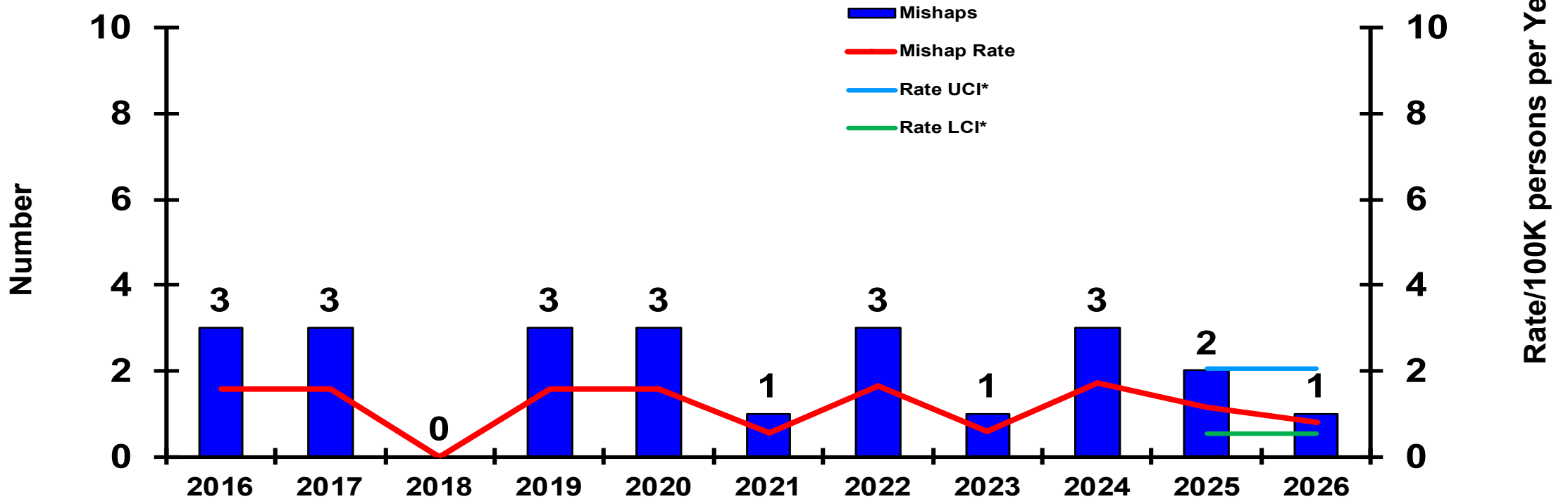
	<u>23-Jun-26</u>	<u>23-Jun-25</u>
<b>CLASS A MISHAPS/MISHAP RATE FY COMPARISON:</b>	2/1.56	2/1.56
<b>FY25 MISHAPS/MISHAP RATE:</b>	3/1.70	
<b>10-YEAR AVERAGE (FY16-FY25) MISHAPS/MISHAP RATE:</b>	4.90/2.65	

\*see last slide for definition of UCI/LCI



# CLASS 'A' - ON-DUTY MOTOR VEHICLE (MV) MISHAPS

(This slide is the summary slide for Slides 34-36. Slides 34-36 provide additional detailed information)

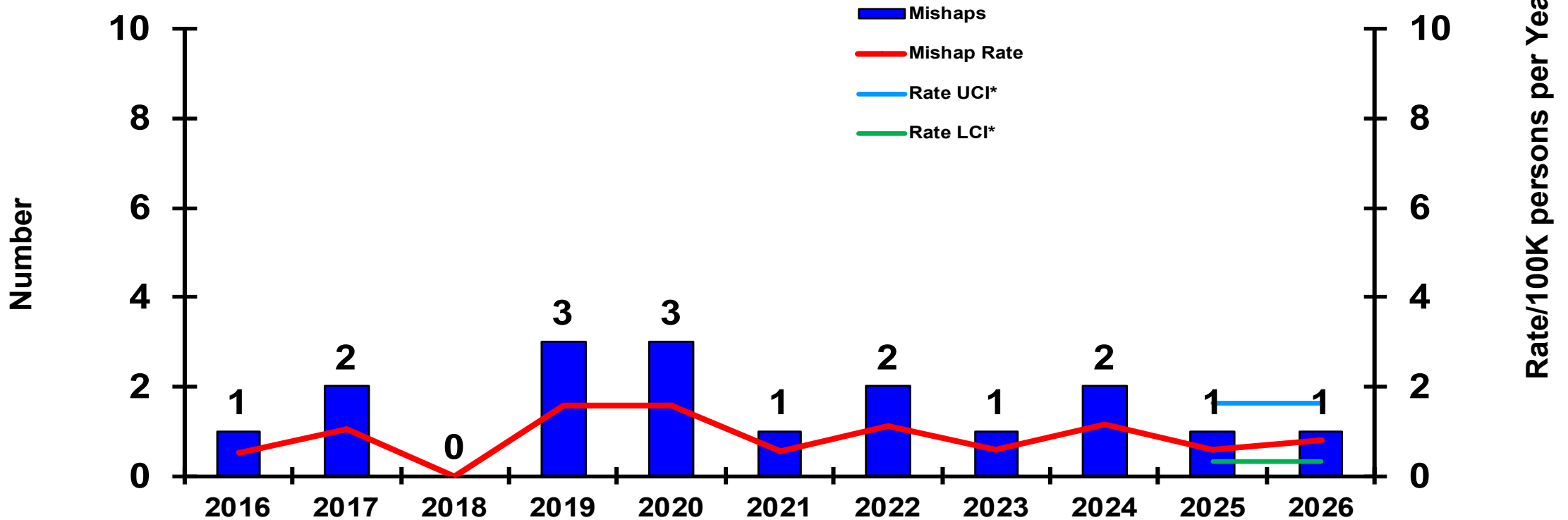


	<u>23-Jun-26</u>	<u>23-Jun-25</u>
<b>CLASS A MISHAPS/MISHAP RATE FY COMPARISON:</b>	1/0.78	2/1.56
<b>FY25 MISHAPS/MISHAP RATE:</b>	2/1.13	
<b>10-YEAR AVERAGE (FY16-FY25) MISHAPS/MISHAP RATE:</b>	2.20/1.19	

\*see last slide for definition of UCI/LCI



# CLASS 'A' - TACTICAL VEHICLE (TACVEH) MISHAPS

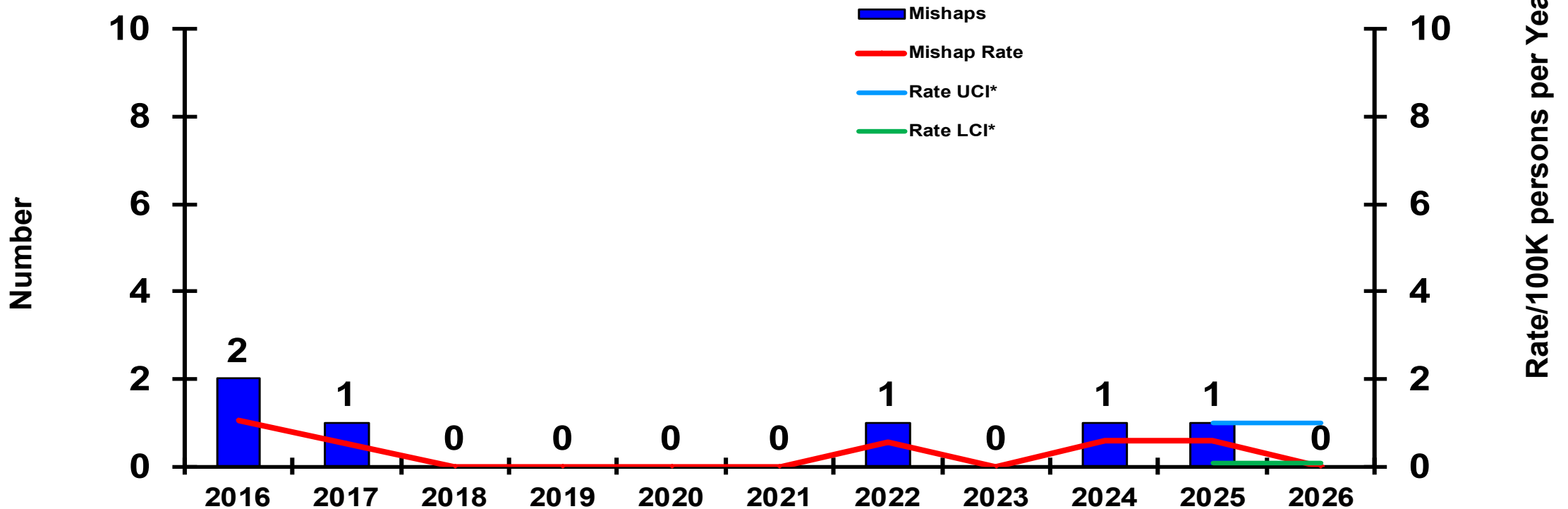


	<u>23-Jun-26</u>	<u>23-Jun-25</u>
<b>CLASS A MISHAPS/MISHAP RATE FY COMPARISON:</b>	1/0.78	1/0.78
<b>FY25 MISHAPS/MISHAP RATE:</b>	1/0.57	
<b>10-YEAR AVERAGE (FY16-FY25) MISHAPS/MISHAP RATE:</b>	1.60/0.86	

\*see last slide for definition of UCI/LCI



# CLASS 'A' - COMMERCIAL VEHICLE (COMMVEH) MISHAPS

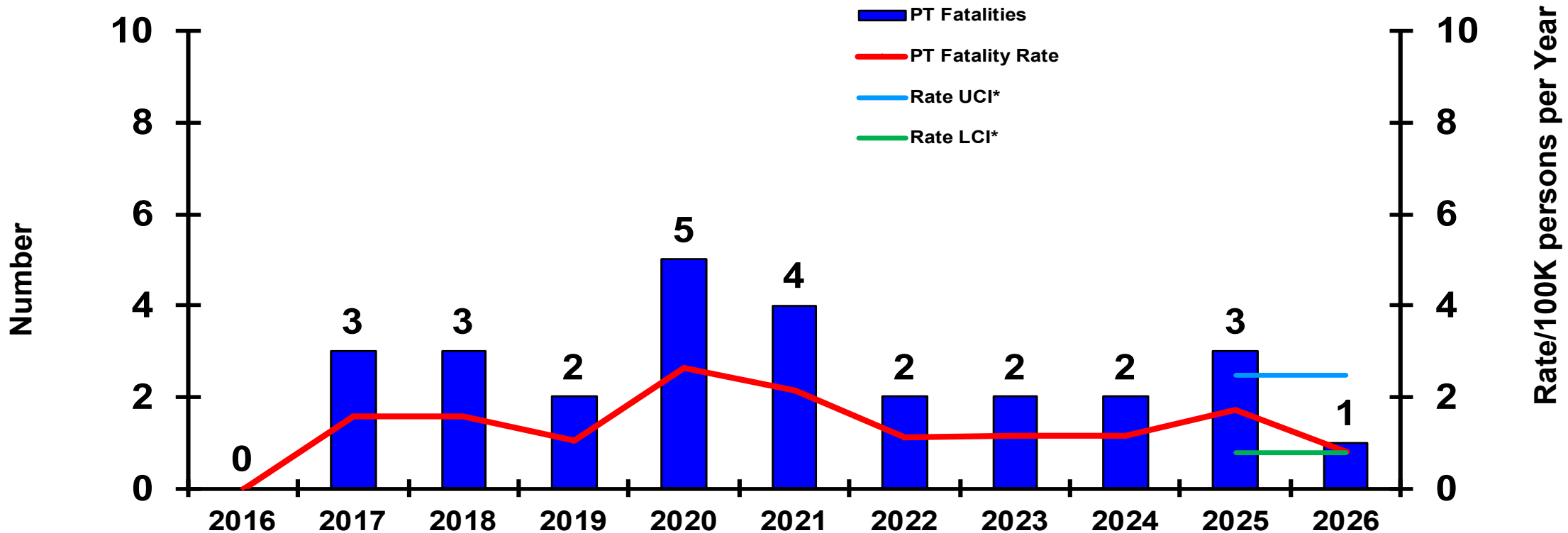


	<u>23-Jun-26</u>	<u>23-Jun-25</u>
<b>CLASS A MISHAPS/MISHAP RATE FY COMPARISON:</b>	0/0.00	1/0.78
<b>FY25 MISHAPS/MISHAP RATE:</b>	1/0.57	
<b>10-YEAR AVERAGE (FY16-FY25) MISHAPS/MISHAP RATE:</b>	0.60/0.32	

\*see last slide for definition of UCI/LCI



# CLASS 'A' - PHYSICAL TRAINING FATALITIES

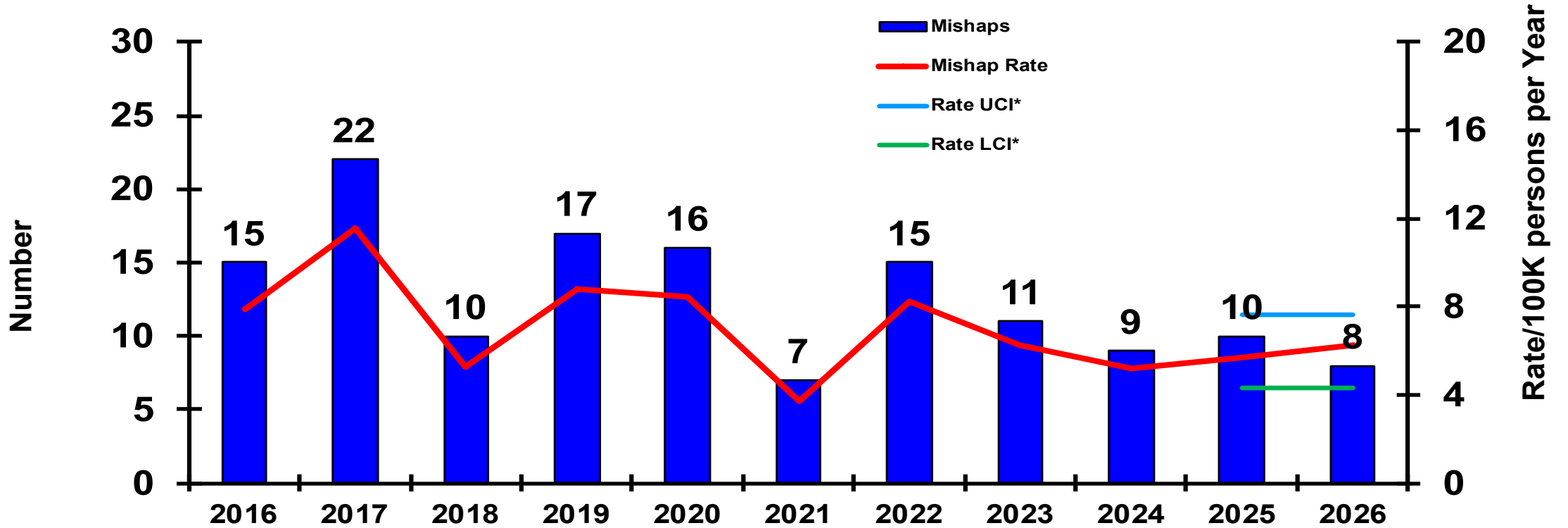


	<u>23-Jun-26</u>	<u>23-Jun-25</u>
<b>CLASS A FATALITIES/FATALITY RATE FY COMPARISON:</b>	1/0.78	2/1.56
<b>FY25 FATALITIES/FATALITY RATE:</b>	3/1.70	
<b>10-YEAR AVERAGE (FY16-FY25) FATALITIES/FATALITY RATE:</b>	2.60/1.41	

\*see last slide for definition of UCI/LCI



# CLASS 'A' - ON-DUTY MISHAPS

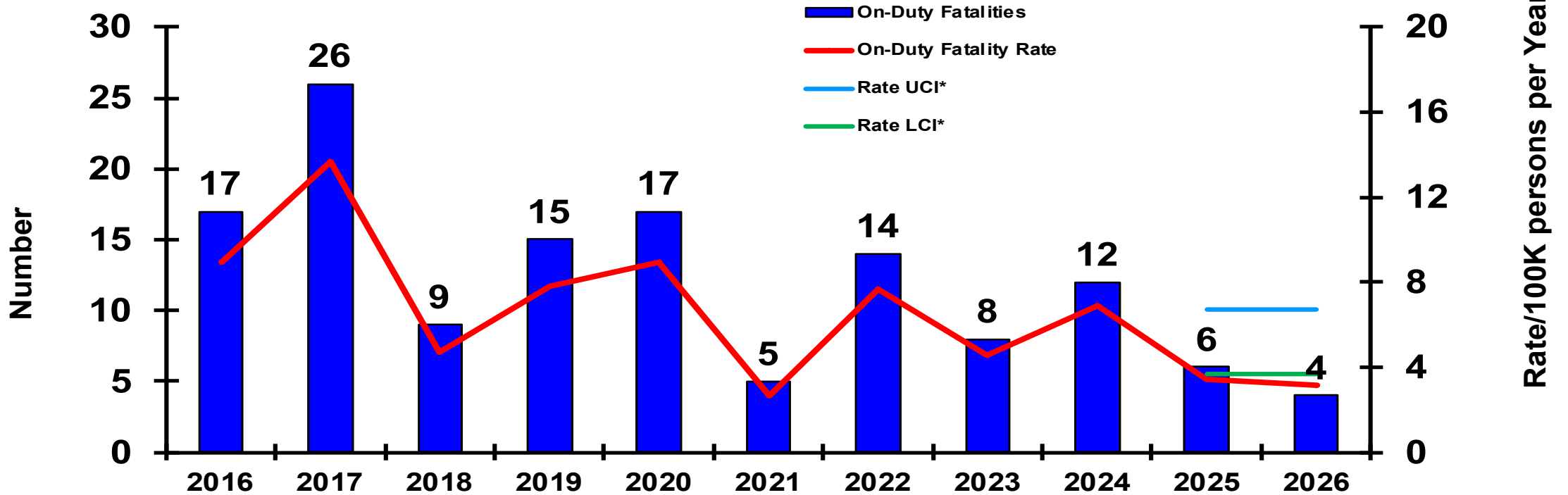


	<u>23-Jun-26</u>	<u>23-Jun-25</u>
<b>CLASS A MISHAPS/MISHAP RATE FY COMPARISON:</b>	8/6.25	7/5.47
<b>FY25 MISHAPS/MISHAP RATE:</b>	10/5.67	
<b>10-YEAR AVERAGE (FY16-FY25) MISHAPS/MISHAP RATE:</b>	13.20/7.14	

\*see last slide for definition of UCI/LCI



# CLASS 'A' - ON-DUTY FATALITIES



Slide does not show Government Civilian Fatalities: FY26 - 0

Slide does not show Permanent Total Disability (PTD) : FY26 - 0

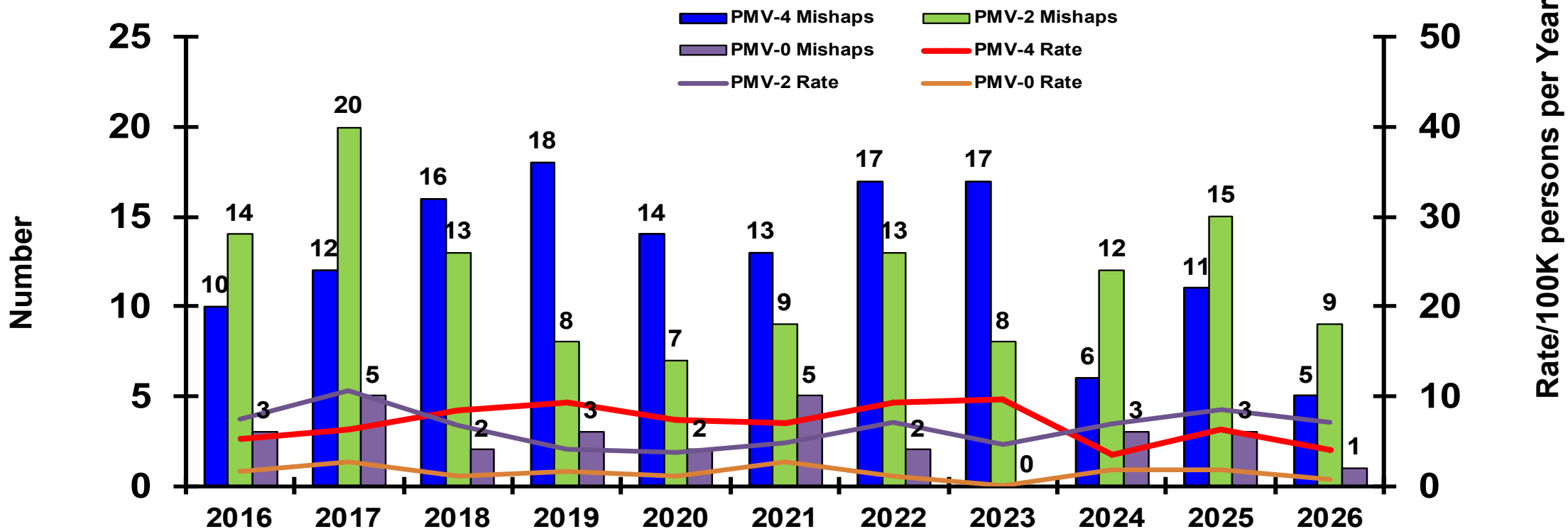
	<u>23-Jun-26</u>	<u>23-Jun-25</u>
<b>CLASS A FATALITIES/FATALITY RATE FY COMPARISON:</b>	4/3.13	5/3.91
<b>FY25 FATALITIES/FATALITY RATE:</b>	6/3.40	
<b>10-YEAR AVERAGE (FY16-FY25) FATALITIES/FATALITY RATE:</b>	12.90/6.97	

\*see last slide for definition of UCI/LCI



# CLASS 'A' - PRIVATE MOTOR VEHICLE (PMV) MISHAPS

(This slide is the summary slide for Slides 40-43. Slides 40-43 provide additional detailed information)



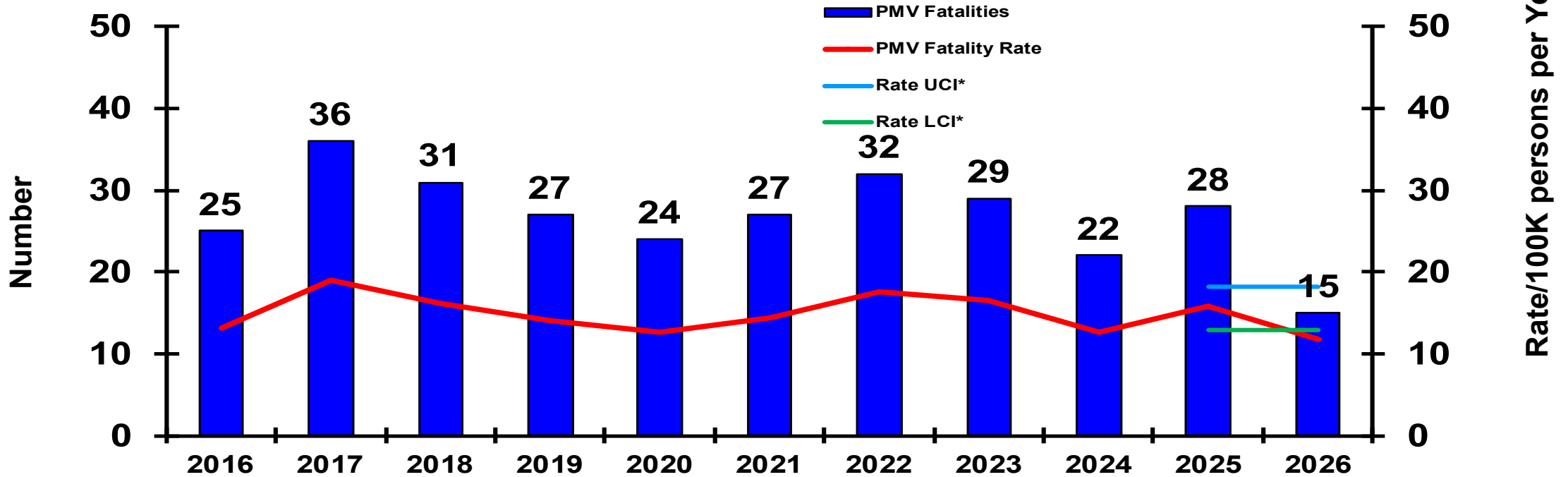
	PMV-4		PMV-2		PMV-0	
	23-Jun-26	23-Jun-25	23-Jun-26	23-Jun-25	23-Jun-26	23-Jun-25
CLASS A MISHAPS/MISHAP RATE FY COMPARISON:	5/3.91	9/7.03	9/7.03	12/9.37	1/0.78	3/2.34
FY25 MISHAPS/MISHAP RATE:	11/6.24		15/8.51		3/1.70	
10-YEAR AVERAGE (FY16-FY25) MISHAPS/MISHAP RATE:	13.40/7.24		11.90/6.43		2.80/1.51	

\*see last slide for definition of UCI/LCI



# CLASS 'A' - PRIVATE MOTOR VEHICLE (PMV) FATALITIES

(This slide is the summary slide for Slides 41-43. Slides 41-43 provide additional detailed information)

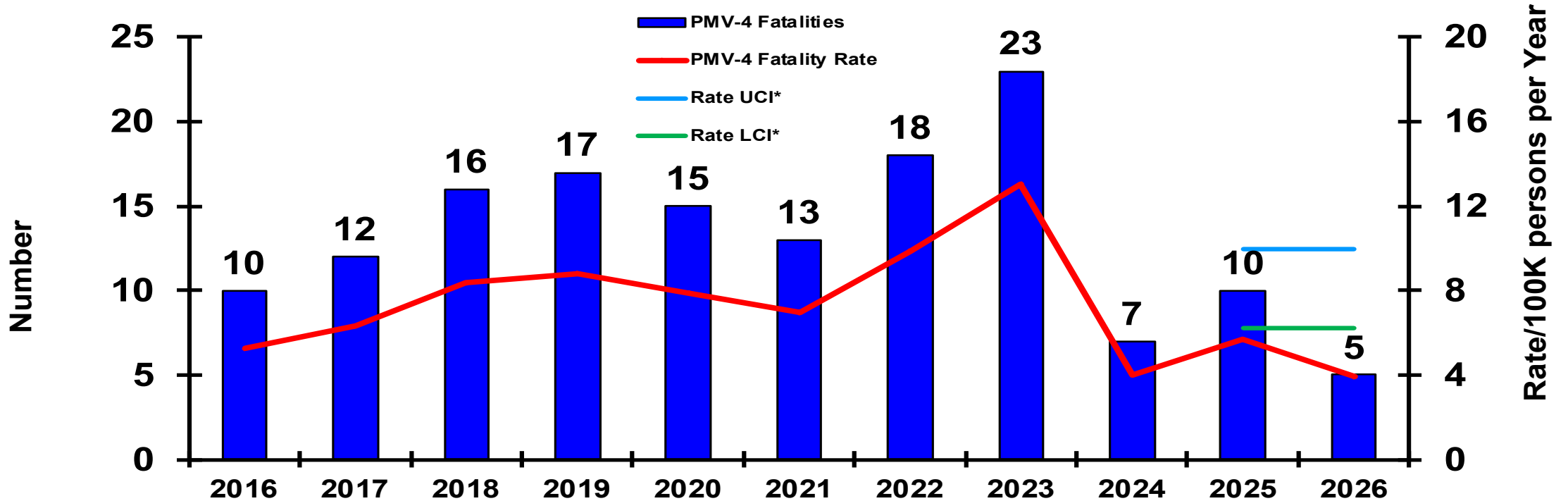


	<u>23-Jun-26</u>	<u>23-Jun-25</u>
<b>CLASS A FATALITIES/FATALITY RATE FY COMPARISON:</b>	15/11.72	23/17.97
<b>FY25 FATALITIES/FATALITY RATE:</b>	28/15.88	
<b>10-YEAR AVERAGE (FY16-FY25) FATALITIES/FATALITY RATE:</b>	28.10/15.19	

\*see last slide for definition of UCI/LCI



# CLASS 'A' - AUTOMOBILE (PMV-4) FATALITIES



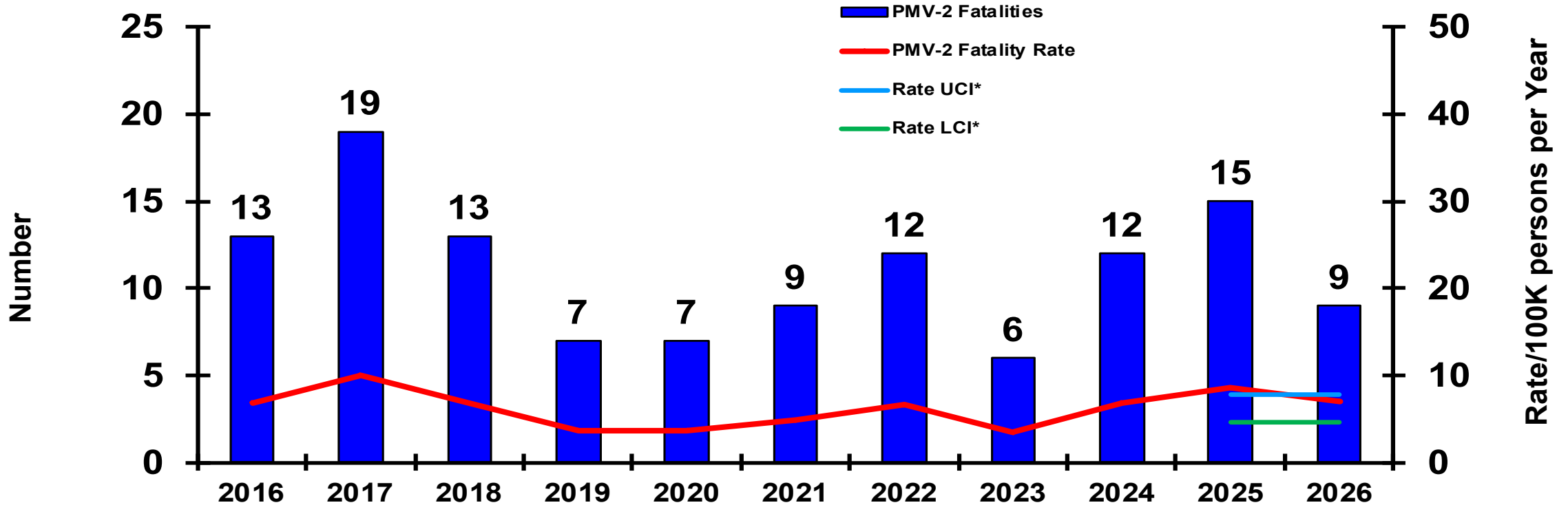
Slide does not show Permanent Total Disability (PTD) : FY26 - 0

	<u>23-Jun-26</u>	<u>23-Jun-25</u>
<b>CLASS A FATALITIES/FATALITY RATE FY COMPARISON:</b>	5/3.91	8/6.25
<b>FY25 FATALITIES/FATALITY RATE:</b>	10/5.67	
<b>10-YEAR AVERAGE (FY16-FY25) FATALITIES/FATALITY RATE:</b>	14.10/7.62	

\*see last slide for definition of UCI/LCI



# CLASS 'A' - MOTORCYCLE (PMV-2) FATALITIES

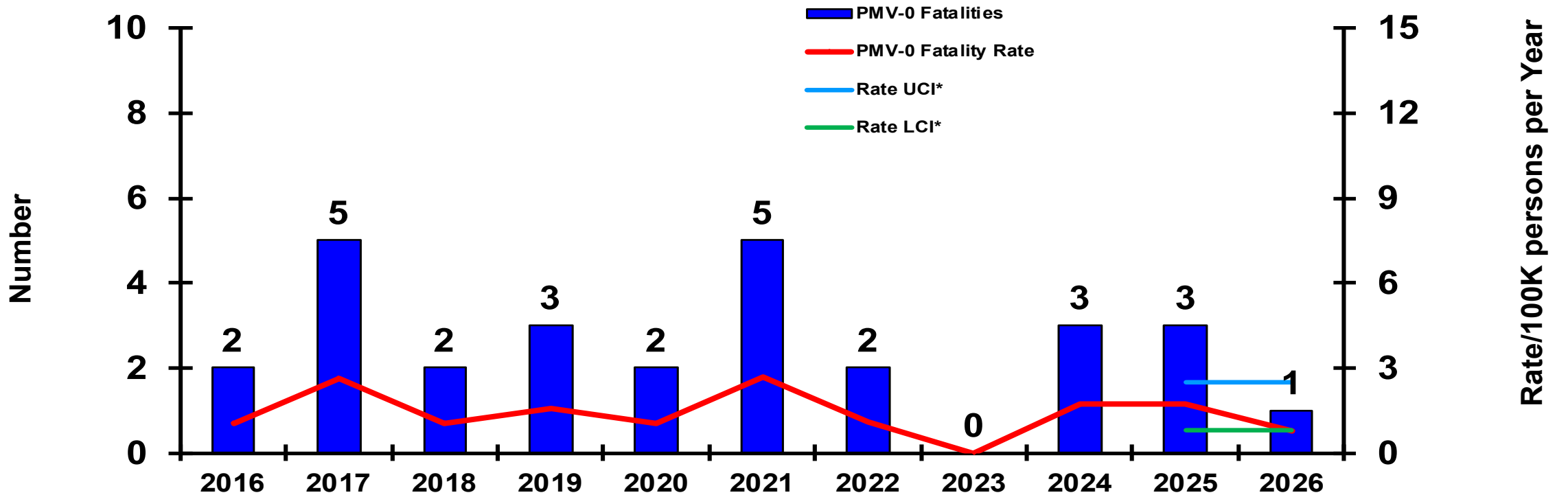


	<u>23-Jun-26</u>	<u>23-Jun-25</u>
<b>CLASS A FATALITIES/FATALITY RATE FY COMPARISON:</b>	9/7.03	12/9.37
<b>FY25 FATALITIES/FATALITY RATE:</b>	15/8.51	
<b>10-YEAR AVERAGE (FY16-FY25) FATALITIES/FATALITY RATE:</b>	11.30/6.11	

\*see last slide for definition of UCI/LCI



# CLASS 'A' - PEDESTRIAN (PMV-0) FATALITIES

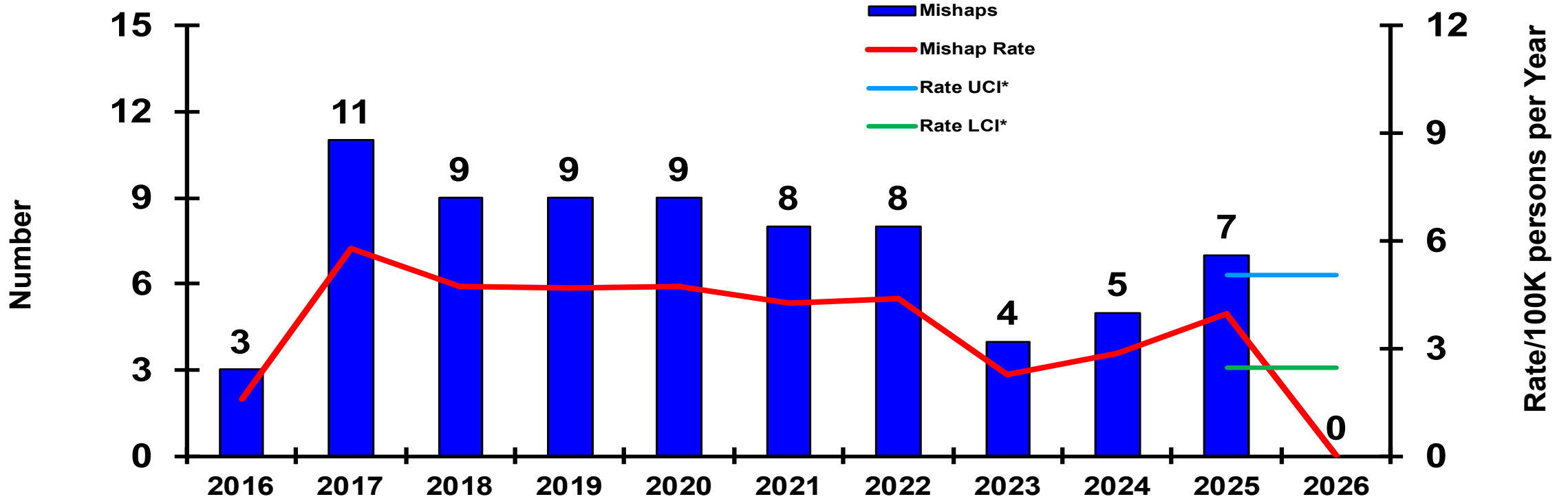


	<u>23-Jun-26</u>	<u>23-Jun-25</u>
<b>CLASS A FATALITIES/FATALITY RATE FY COMPARISON:</b>	1/0.78	3/2.34
<b>FY25 FATALITIES/FATALITY RATE:</b>	3/1.70	
<b>10-YEAR AVERAGE (FY16-FY25) FATALITIES/FATALITY RATE:</b>	2.70/1.46	

\*see last slide for definition of UCI/LCI



# CLASS 'A' - OFF-DUTY/REC MISHAPS

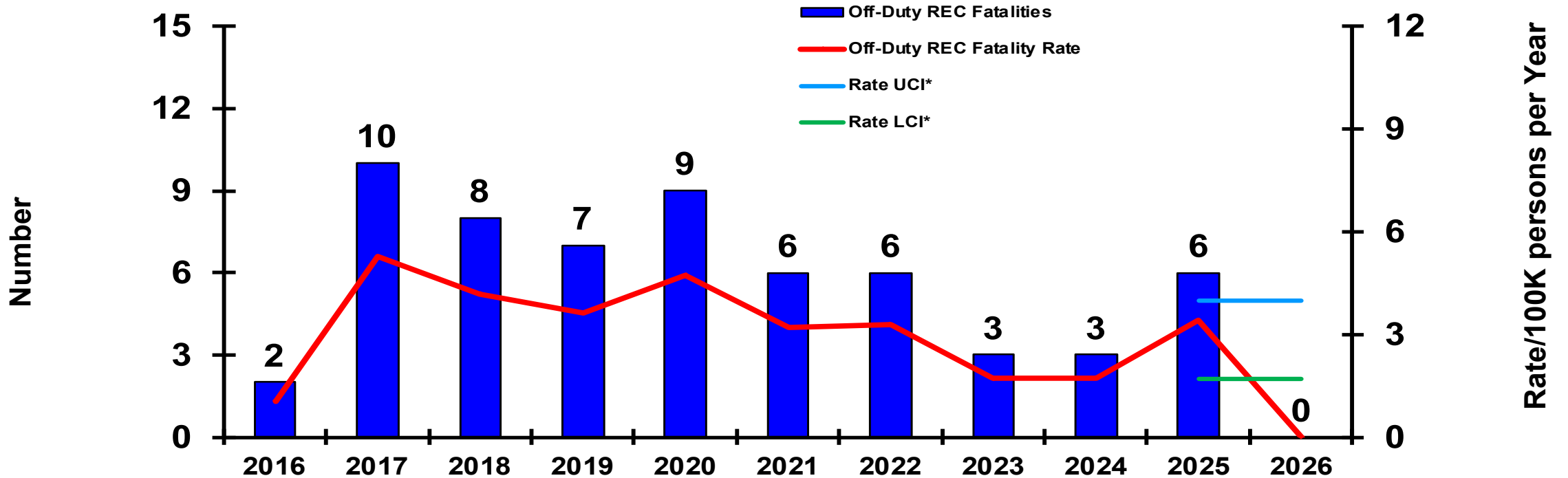


	<u>23-Jun-26</u>	<u>23-Jun-25</u>
<b>CLASS A MISHAPS/MISHAP RATE FY COMPARISON:</b>	0/0.00	4/3.12
<b>FY25 MISHAPS/MISHAP RATE:</b>	7/3.97	
<b>10-YEAR AVERAGE (FY16-FY25) MISHAPS/MISHAP RATE:</b>	7.30/3.95	

\*see last slide for definition of UCI/LCI



# CLASS 'A' - OFF-DUTY/REC FATALITIES



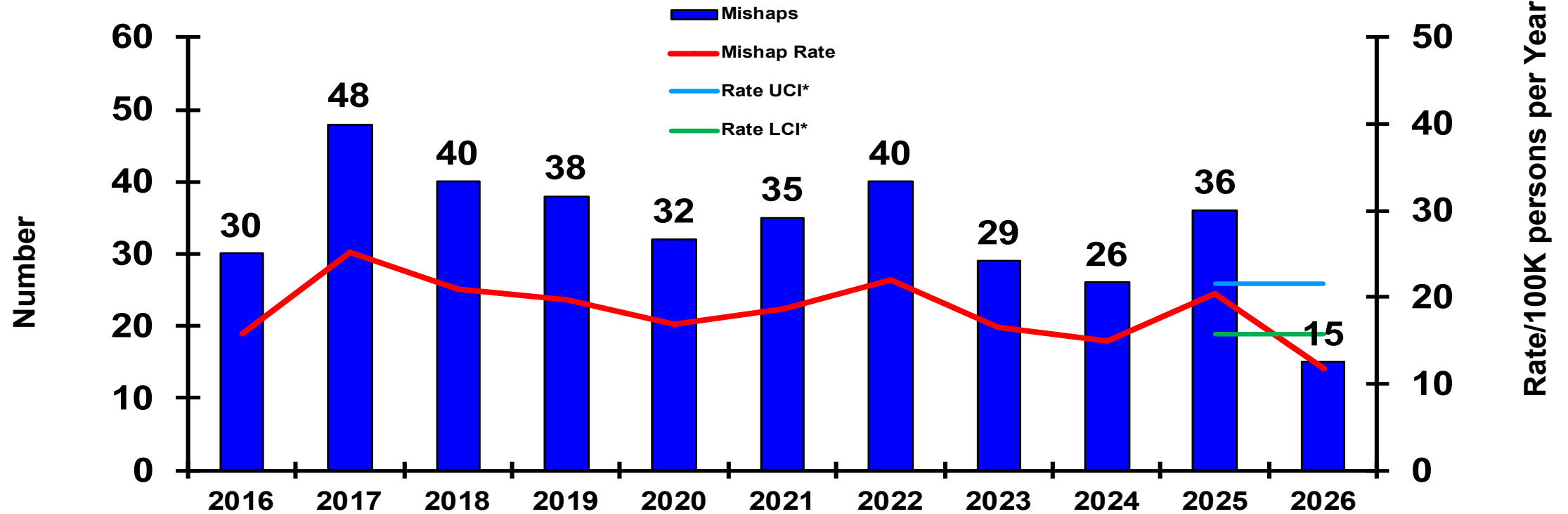
Slide does not show Permanent Total Disability (PTD) : FY26 - 0

	<u>23-Jun-26</u>	<u>23-Jun-25</u>
<b>CLASS A FATALITIES/FATALITY RATE FY COMPARISON:</b>	0/0.00	3/2.34
<b>FY25 FATALITIES/FATALITY RATE:</b>	6/3.40	
<b>10-YEAR AVERAGE (FY16-FY25) FATALITIES/FATALITY RATE:</b>	6.00/3.24	

\*see last slide for definition of UCI/LCI



# CLASS 'A' - OFF-DUTY MISHAPS

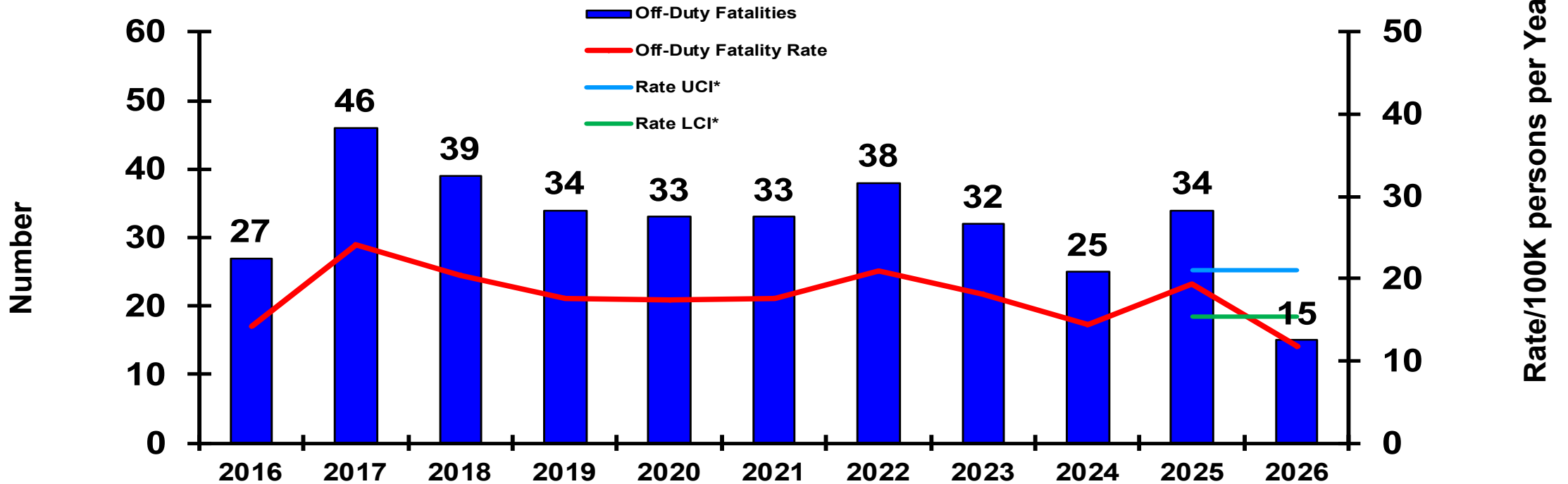


	<u>23-Jun-26</u>	<u>23-Jun-25</u>
<b>CLASS A MISHAPS/MISHAP RATE FY COMPARISON:</b>	15/11.72	28/21.87
<b>FY25 MISHAPS/MISHAP RATE:</b>	36/20.42	
<b>10-YEAR AVERAGE (FY16-FY25) MISHAPS/MISHAP RATE:</b>	35.40/19.14	

\*see last slide for definition of UCI/LCI



# CLASS 'A' - OFF-DUTY FATALITIES



Slide does not show Government Civilian Fatalities: FY26 - 0

Slide does not show Permanent Total Disability (PTD) : FY26 - 0

	<u>23-Jun-26</u>	<u>23-Jun-25</u>
<b>CLASS A FATALITIES/FATALITY RATE FY COMPARISON:</b>	15/11.72	26/20.31
<b>FY25 FATALITIES/FATALITY RATE:</b>	34/19.28	
<b>10-YEAR AVERAGE (FY16-FY25) FATALITIES/FATALITY RATE:</b>	34.10/18.43	

\*see last slide for definition of UCI/LCI



# **USN - SHORT NARRATIVES**

## **USN CLASS 'A' - AVIATION CLASS A MISHAPS (includes UAS/UAV, FRMs and AGMs not included in the Flight Slide) (11)**

- **CLASS 'A' FLIGHT MISHAPS (6)**
  - 26 May 2026 (Macon, MS) T-45C crashed on training sortie, both aviators safely ejected, no injuries reported.
  - 24 May 2026 (Location Withheld – OPSEC) MH-60S shipboard hard landing, no injury to aircrew.
  - 17 May 2026 (Mountain Home AFB, ID) 2 x EA-18G involved in midair collision resulting in a flight mishap, both aircraft destroyed, all four-aircrew ejected safely.
  - 25 Mar 2026 (Lemoore, CA) F/A-18F experienced engine fire on takeoff, landed safely. No injury to aircrew.
  - 23 Jan 2026 (NAS Fallon, NV) F-16D damaged during aborted takeoff, no injury to aircrew.
  - 26 Oct 2025 (Location Withheld – OPSEC) Multiple aircraft involved in at-sea mishap.
  
- **CLASS 'A' FLIGHT-RELATED MISHAPS (FREL) (0)**
  - NSTR
  
- **CLASS 'A' AGM MISHAPS (3)**
  - 19 Apr 2026 (Location Withheld – OPSEC) F/A-18F had engine fire on deck, no injury to aircrew nor maintenance personnel.
  - 19 Feb 2026 (NAS Lemoore, CA) F/A-18F sustained engine damage on deck during maintenance, no injury to personnel.
  - 21 Jan 2026 (NAS Corpus Christi, TX) T-6B ground mishap, no injury to aircrew.
  
- **CLASS 'A' MISHAP – UAV (2)**
  - 27 Apr 2026 (Location Withheld – OPSEC) MQ-4C crashed, no injury to personnel.
  - 12 Dec 2025 (Location Withheld – OPSEC) MQ-4C: Aircraft damaged during maintenance, no injury to the crew.



# **USN - SHORT NARRATIVES**

## **USN CLASS 'A' - AFLOAT MISHAPS (8)**

### **CLASS 'A' SURFACE SHIP MISHAPS (6)**

- 19 Apr 2026 (Ingalls Shipbuilding, Pascagoula, MS) USS Ship suffered damage during maintenance in shipyard, three servicemembers injured, non-life threatening.
- 4 May 2026 (Location Withheld – OPSEC) USS Ship had an engineering casualty, no injury to crew.
- 12 Mar 2026 (Location Withheld – OPSEC) USS Ship experienced fire underway, minor injury to two personnel.
- 11 Feb 2026 (Location Withheld – OPSEC) USNS and USS Ship had collision at sea, minor damage to vessels and minor injury to two personnel.
- 7 Feb 2026 (Location Withheld – OPSEC) SVM fell overboard underway, presumed deceased.
- 5 Feb 2026 (Location Withheld – OPSEC) USS Ship sustained damage to equipment, no injury to crew.

### **CLASS 'A' SUBMARINE MISHAPS (0)**

- NSTR

### **CLASS 'A' DIVE/CNIC/NSW/NECC/OTHER MISHAPS (0)**

- NSTR

### **CLASS 'A' MSC AFLOAT MISHAPS (2)**

- 24 Nov 2025 (Location Withheld – OPSEC) USNS ship had underway mishap, damage to equipment, no injury to personnel.
- 19 Oct 2025 (Sasebo, Japan) CIVMAR sustained serious injury during fall resulting in permanent total disability.

## **USN CLASS 'A' - SHORE MISHAPS (2)**

### **CLASS A SHORE MISHAPS (1)**

- 22 Oct 2025 (Lake Pend Oreille, ID) Government Civilian mishap, died at scene.

### **CLASS 'A' PHYSICAL TRAINING MISHAPS (1)**

- 3 Jun 2026 (NB Ventura County, Port Hueneme, CA) SVM collapsed during physical training activity, died at scene.



# **USN - SHORT NARRATIVES**

## **USN CLASS 'A' - ON-DUTY MOTOR VEHICLE MISHAPS (1)**

- CLASS 'A' TACTICAL VEHICLE MISHAPS (0)
  - NSTR
  
- CLASS 'A' COMMERCIAL VEHICLE MISHAPS (0)
  
- CLASS 'A' GOVERNMENT POV MISHAP (1)
  - 17 Oct 2025 (Jacksonville, FL) SVM involved in a motorcycle accident, died at hospital.

## **USN CLASS 'A' - PMV FATALITIES (28)**

- PMV-4 FATALITIES (11)
  - 16 Jun 2026 (Mission Viejo, CA) SVM involved in motor vehicle accident, died at scene.
  - 25 May 2026 (Orange County, FL) SVM involved in a motor vehicle accident, died at hospital.
  - 11 May 2026 (Wilson, NC) SVM involved in motor vehicle accident, died at scene.
  - 24 Apr 2026 (Roanoke Rapids, NC) SVM involved in motor vehicle accident, died at scene.
  - 12 Apr 2026 (La Mesa, CA) SVM involved in a motor vehicle accident, died at scene.
  - 18 Mar 2026 (Pomfret, CT) SVM involved in a motor vehicle accident, died at scene.
  - 15 Feb 2026 (Tacoma, WA) SVM involved in a motor vehicle accident, died at scene.
  - 8 Feb 2026 (Escondido, CA) SVM involved in motor vehicle mishap, succumbed to injuries on 9 Feb 2026.
  - 26 Jan 2026 (Waukegan, IL) SVM involved in a motor vehicle accident, died at scene.
  - 17 Jan 2026 (Camp Lemonnier, Djibouti) SVM involved in a motor vehicle accident, died at hospital.
  - 28 Dec 2025 (Santa Paula, CA) SVM involved in a motor vehicle accident, died at scene.
  
- PMV-2 FATALITIES (15)
  - 17 Jun 2026 (Lorton, VA) SVM involved in a motorcycle accident, died at scene.
  - 16 Jun 2026 (San Clemente, CA) SVM involved in a motorcycle accident, died at scene.
  - 9 Jun 2026 (Mosspoint, MS) SVM involved in a motorcycle accident, died at scene.
  - 31 May 2026 (Imperial County, CA) SVM involved in a motorcycle accident, died at scene.
  - 15 May 2026 (Dardanelle, CA) SVM involved in a motorcycle accident, died at scene.
  - 27 Mar 2026 (Chula Vista, CA) SVM involved in a motorcycle accident, died at scene.



# **USN - SHORT NARRATIVES**

## **USN CLASS 'A' - PMV FATALITIES (28) - Continued**

### **PMV-2 FATALITIES (15)**

- 7 Mar 2026 (Norfolk, VA) SVM involved in a motorcycle accident, died at scene.
- 3 Jan 2026 (Fountain Inn, SC) SVM involved in a motorcycle accident, died at scene.
- 23 Dec 2025 (Jacksonville, FL) SVM involved in a motorcycle accident, died at scene.
- 13 Dec 2025 (Norfolk, VA) SVM involved in a motorcycle accident, died at hospital.
- 6 Nov 2025 (Honolulu, HI) SVM involved in a motorcycle accident, died at scene.
- 25 Oct 2025 (Howard County, MD) SVM involved in a motorcycle accident, died at scene.
- 25 Oct 2025 (Hanover County, MS) SVM involved in a motorcycle accident, died at hospital.
- 7 Oct 2025 (New Braunfels, TX) SVM involved in a motorcycle accident, died at scene.
- 1 Oct 2025 (Jacksonville, FL) SVM involved in a motorcycle accident, died at hospital.

### **PMV-0 FATALITIES (2)**

- 17 May 2026 (Norwich, CT) SVM hit by automobile while walking alongside road, died at hospital.
- 21 Jan 2026 (Oxnard, CA) SVM on bicycle hit by motor vehicle, died at hospital.

## **USN CLASS 'A' USN - OFF-DUTY/RECREATIONAL FATALITIES (8)**

### **OFF-DUTY/REC FATALITIES (8)**

- 7 Apr 2026 (Orlando, FL) SVM died from possible over-consumption of alcohol.
- 7 Mar 2026 (Monterrey, CA) SVM found unresponsive in room, died at hospital.
- 14 Feb 2026 (Morgantown, WV) SVM injured during snowboarding accident, succumbed to injuries on 5 Mar 2026.
- 1 Jan 2026 (Mount Dora, FL) SVM injured while skateboarding, died at scene.
- 24 Nov 2025 (IVO Lake Pontchartrain, LA) SVM involved in a recreational aircraft mishap, declared deceased.
- 22 Nov 2025 (Kehaha, HI) SVM died from an apparent drowning.
- 3 Nov 2025 (Jacksonville, FL) SVM found unresponsive in room, died at scene.
- 5 Oct 2025 (Newport News, VA) SVM fell in home, died enroute to the hospital.



# **USN - SHORT NARRATIVES**

## **USN CLASS 'A' – PERMANENT TOTAL DISABILITIES (4)**

- 15 Mar 2026 (Chula Vista, CA) SVM suffered life-threatening burns from residential house fire.
- 15 Feb 2026 (IVO Albany, NY) SVM involved in a skiing accident, resulting in permanent total disability.
- 19 Jan 2026 (Guam) SVM involved in a motorcycle accident, resulting in permanent total disability.
- 19 Oct 2025 (Sasebo, Japan) CIVMAR sustained serious injury during fall resulting in permanent total disability.



# **USMC - SHORT NARRATIVES**

## **USMC CLASS 'A' AVIATION MISHAPS (includes UAS/UAV, FRMs and AGMs not included in the Flight Slide) (5)**

- CLASS 'A' FLIGHT MISHAPS (4)
  - 13 Jun 2026 (IVO Rimrock Lake, WA) F/A-18D crashed during training flight, pilot ejected, minor injuries sustained.
  - 20 Mar 2026 (Location Withheld – OPSEC) AV-8B experienced mishap during aborted takeoff. No injury to aircrew.
  - 3 Feb 2026 (IVO Wheeler Army Airfield, HI) MV-22B engine failure in flight, aircraft landed safely, no injury to aircrew.
  - 16 Oct 2025 (MCAS Yuma, AZ) AH-1Z crashed during training mission, one pilot fatality and one pilot sustained serious injury.
- CLASS 'A' FLIGHT-RELATED MISHAPS (FREL) (0)
  - NSTR
- CLASS 'A' AGM MISHAPS (1)
  - 23 Mar 2026 (MCAS Iwakuni, Japan) F-35B engine damage discovered during maintenance. No injuries reported.
- CLASS 'A' MISHAP – UAV (0)
  - NSTR

## **USMC CLASS 'A' GROUND MISHAPS (2)**

- CLASS 'A' GROUND MISHAPS (1)
  - 30 Jan 2026 (Bridgeport, CA) SVM suffered medical emergency during training evolution, died at scene.
- CLASS 'A' PHYSICAL TRAINING MISHAPS (1)
  - 5 Dec 2025 (Kailua, HI) SVM collapsed during command PT, succumbed to injuries at hospital.



# **USMC - SHORT NARRATIVES**

## **USMC CLASS 'A' ON-DUTY MOTOR VEHICLE MISHAPS (1)**

- **CLASS 'A' TACTICAL VEHICLE MISHAPS (1)**
  - 3 Dec 2025 (MCB Camp Pendleton, CA) SVM involved in a training mishap, died at scene.
- **CLASS 'A' COMMERCIAL VEHICLE MISHAPS (0)**
  - NSTR

## **USMC CLASS 'A' PMV FATALITIES (15)**

- **PMV-4 FATALITIES (5)**
  - 22 Jun 2026 (Aurora, CO) SVM involved in a motor vehicle accident, died at scene.
  - 12 May 2026 (Mono County, CA) SVM involved in a motor vehicle accident, died at scene.
  - 20 Jan 2026 (Burgaw, NC) SVM involved in a motor vehicle accident, died at scene.
  - 12 Dec 2025 (Panorama City, CA) SVM involved in a motor vehicle accident, died at scene.
  - 10 Dec 2025 (Duplin, NC) SVM involved in a motor vehicle accident, died at scene.
- **PMV-2 FATALITIES (9)**
  - 19 Jun 2026 (Norfolk, VA) SVM involved in a motorcycle accident, died at hospital on 20 Jun 2026.
  - 25 Apr 2026 (Okinawa, Japan) SVM involved in a motorcycle accident, died at hospital.
  - 25 Apr 2026 (Benson, NC) SVM involved in a motorcycle accident, died at scene.
  - 17 Apr 2026 (Jacksonville, FL) SVM involved in a motorcycle accident, died at scene.
  - 19 Mar 2026 (La Jolla, CA) SVM involved in a motorcycle accident, died at hospital.
  - 7 Feb 2026 (Fallbrook, CA) SVM involved in a motorcycle accident, died at hospital.
  - 8 Dec 2025 (Lacey, WA) SVM involved in a motorcycle accident, died at scene.
  - 28 Oct 2025 (Irvine, CA) SVM involved in a motorcycle accident, died at scene.
  - 5 Oct 2025 (San Clemente, CA) SVM involved in a motorcycle accident, died at scene.
- **PMV-0 FATALITIES (1)**
  - 18 Apr 2026 (Hampton, VA) SVM involved in a motor vehicle accident, exited vehicle, hit by another vehicle, died at scene.



# **USMC - SHORT NARRATIVES**

## **USMC CLASS 'A' OFF-DUTY/RECREATIONAL FATALITIES (0)**

### **OFF-DUTY/REC FATALITIES (0)**

- NSTR

## **USMC CLASS 'A' – PERMANENT TOTAL DISABILITIES (0)**

- NSTR



# Mishap Confidence Interval



- UCI = Upper Confidence Interval    LCI = Lower Confidence Interval
- Rate values above the UCI or below the LCI infer a statistically significant change is probable. This is only an indicator. Significance cannot be determined until end-of-year.
- Values between the UCI and LCI infer that nothing significant has occurred to increase or decrease mishap rate.

(Confidence Interval is based on: Poisson Rate related to a Chi Squared Distribution and calculated using FY16-20 data except for the Lost Work Days and Lost Time Case slides which were based on a normal distribution).