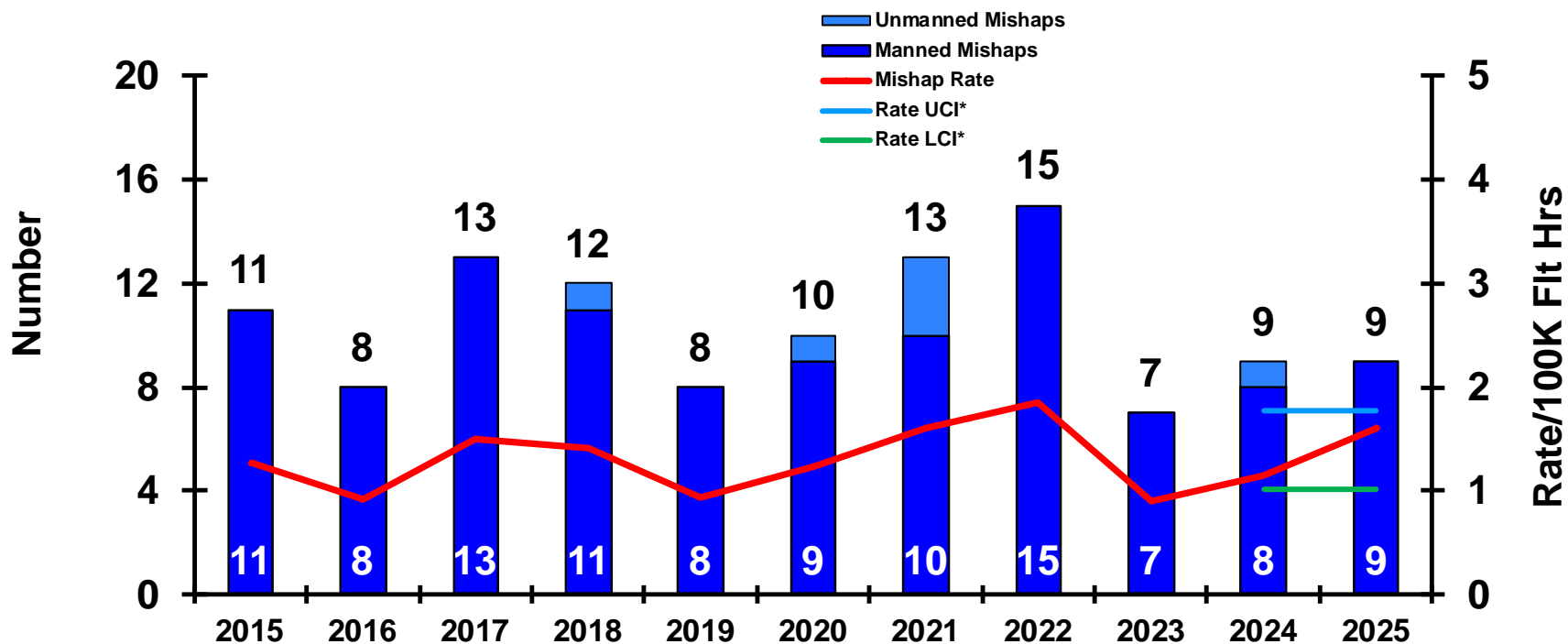




# CLASS 'A' - AVIATION MISHAPS

(This slide is the summary slide for Slides 2-4. Slides 2-4 provide additional detailed information)

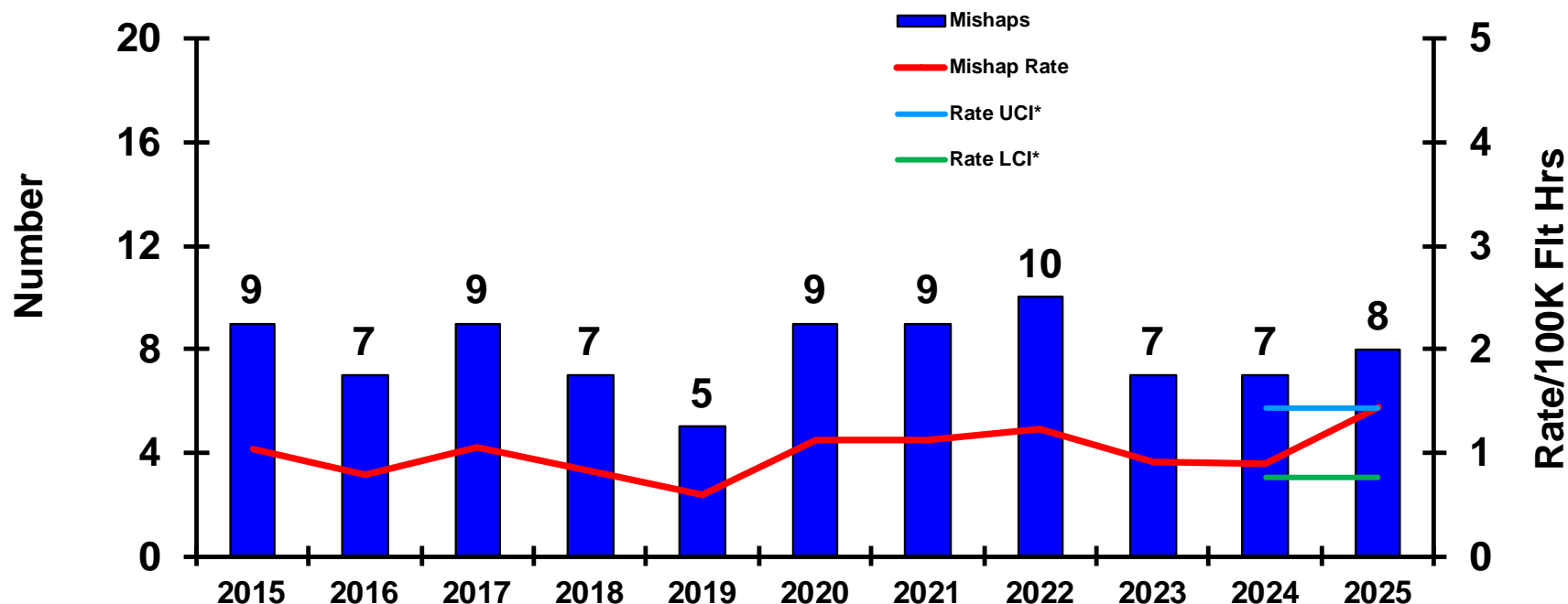


	8-Jul-25	8-Jul-24
CLASS A MISHAPS/MISHAP RATE FY COMPARISON:	9/1.61	8/1.34
FY24 MISHAPS/MISHAP RATE:	9/1.15	
10-YEAR AVERAGE (FY15-FY24) MISHAPS/MISHAP RATE:	10.60/1.28	



# CLASS 'A' - FLIGHT MISHAPS

*Manned Aircraft Only*



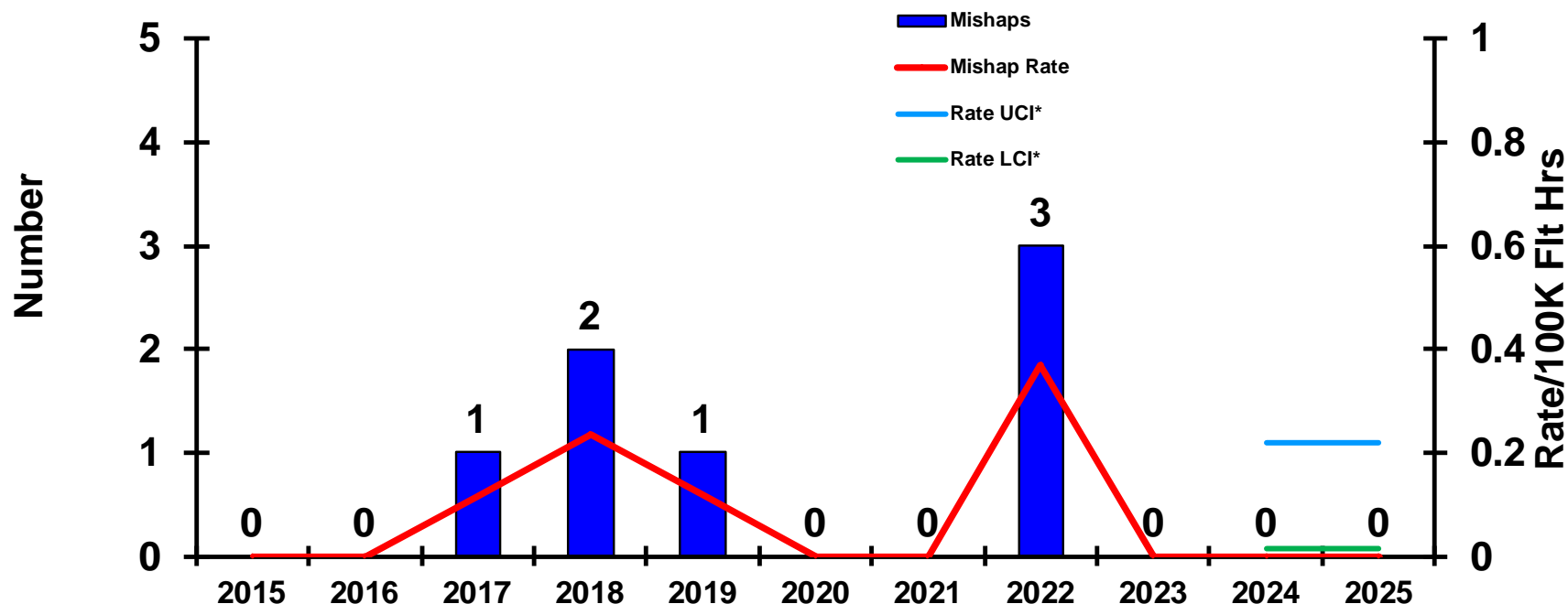
	8-Jul-25	8-Jul-24
CLASS A MISHAPS/MISHAP RATE FY COMPARISON:	8/1.43	6/1.00
FY24 MISHAPS/MISHAP RATE:	7/0.90	
10-YEAR AVERAGE (FY15-FY24) MISHAPS/MISHAP RATE:	7.90/0.95	



# **CLASS 'A' - FLIGHT-RELATED (FREL)**

## **MISHAPS**

*Manned Aircraft Only*



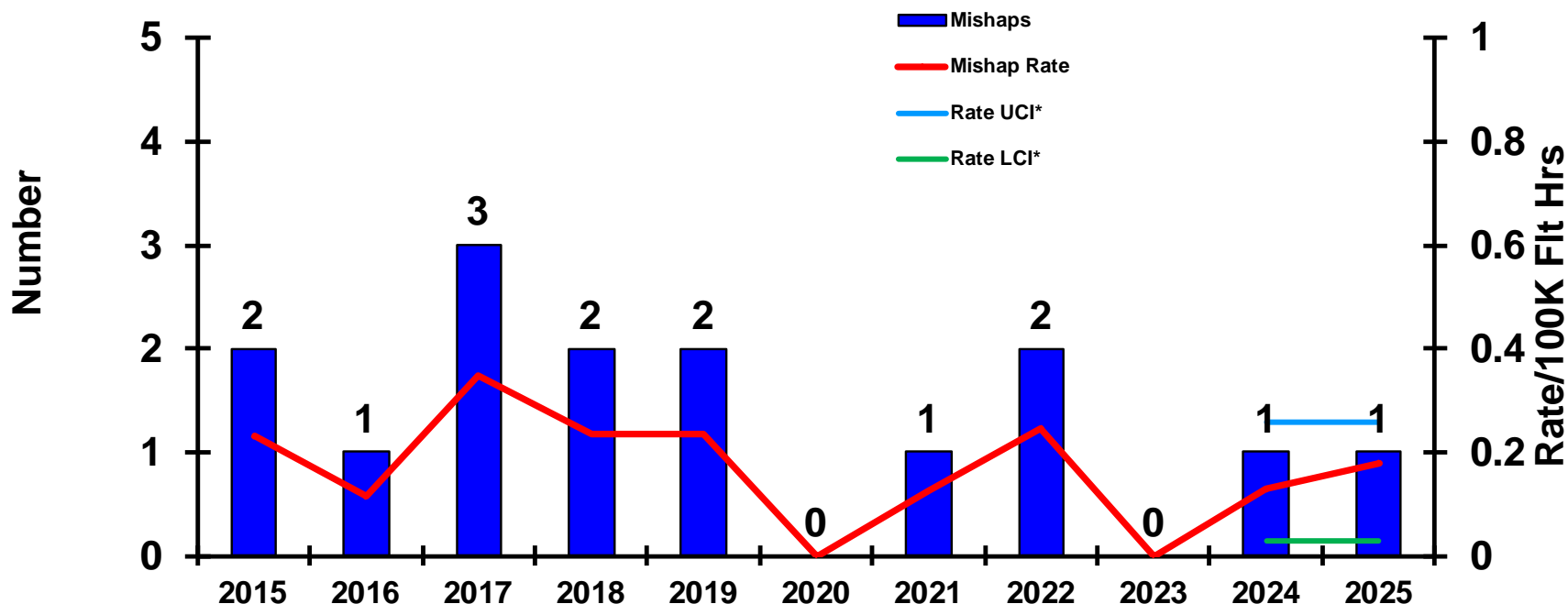
	8-Jul-25	8-Jul-24
<b>CLASS A MISHAPS/MISHAP RATE FY COMPARISON:</b>	0/0.00	0/0.00
<b>FY24 MISHAPS/MISHAP RATE:</b>	0/0.00	
<b>10-YEAR AVERAGE (FY15-FY24) MISHAPS/MISHAP RATE:</b>	0.70/0.08	



# CLASS 'A' - AVIATION GROUND MISHAPS

## (AGM)

*Manned Aircraft Only*



**CLASS A MISHAPS/MISHAP RATE FY COMPARISON:**

**FY24 MISHAPS/MISHAP RATE:**

**10-YEAR AVERAGE (FY15-FY24) MISHAPS/MISHAP RATE:**

8-Jul-25

1/0.18

1/0.13

1.40/0.17

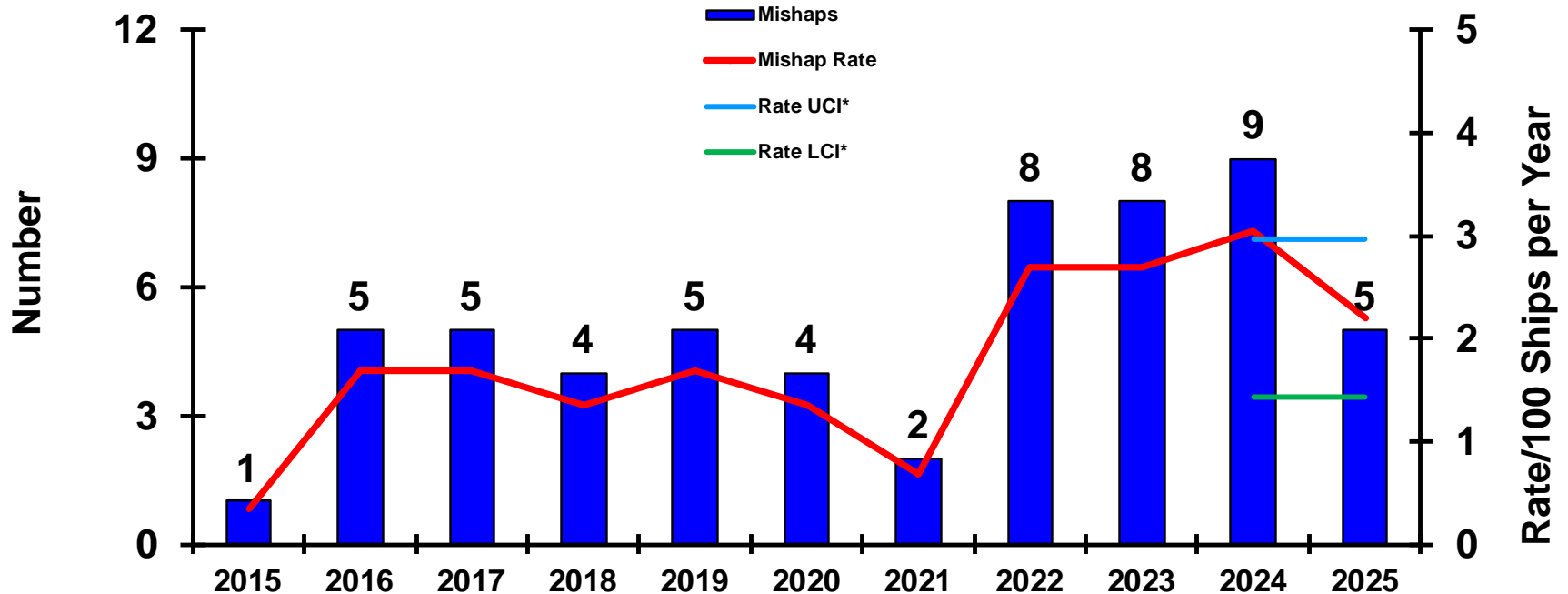
8-Jul-24

1/0.17



# CLASS 'A' - AFLOAT MISHAPS

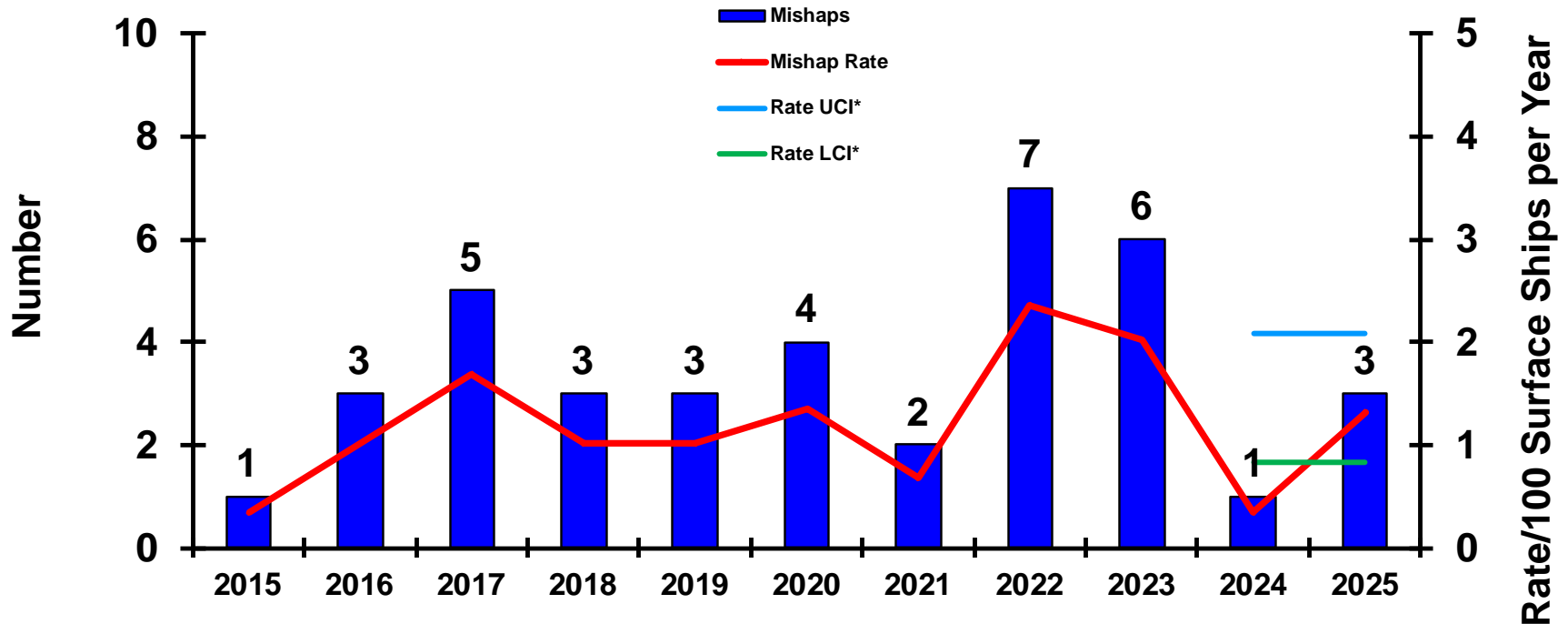
(This slide is the summary slide for Slides 6-9. Slides 6-9 provide additional detailed information)



	8-Jul-25	8-Jul-24
CLASS A MISHAPS/MISHAP RATE FY COMPARISON:	5/2.20	7/3.08
FY24 MISHAPS/MISHAP RATE:	9/3.04	
10-YEAR AVERAGE (FY15-FY24) MISHAPS/MISHAP RATE:	5.10/1.72	



# CLASS 'A' - SURFACE SHIP MISHAPS



**CLASS A MISHAPS/MISHAP RATE FY COMPARISON:**

**FY24 MISHAPS/MISHAP RATE:**

**10-YEAR AVERAGE (FY15-FY24) MISHAPS/MISHAP RATE:**

8-Jul-25

3/1.32

1/0.34

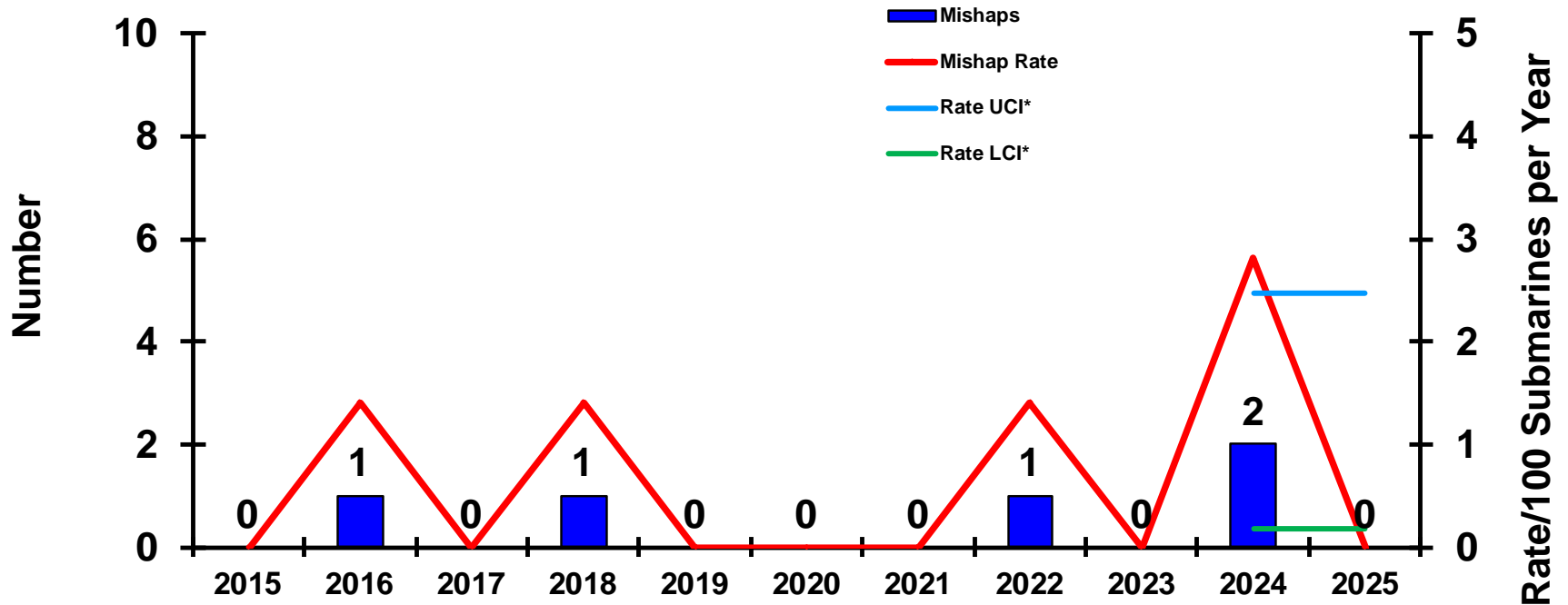
3.50/1.18

8-Jul-24

1/0.44



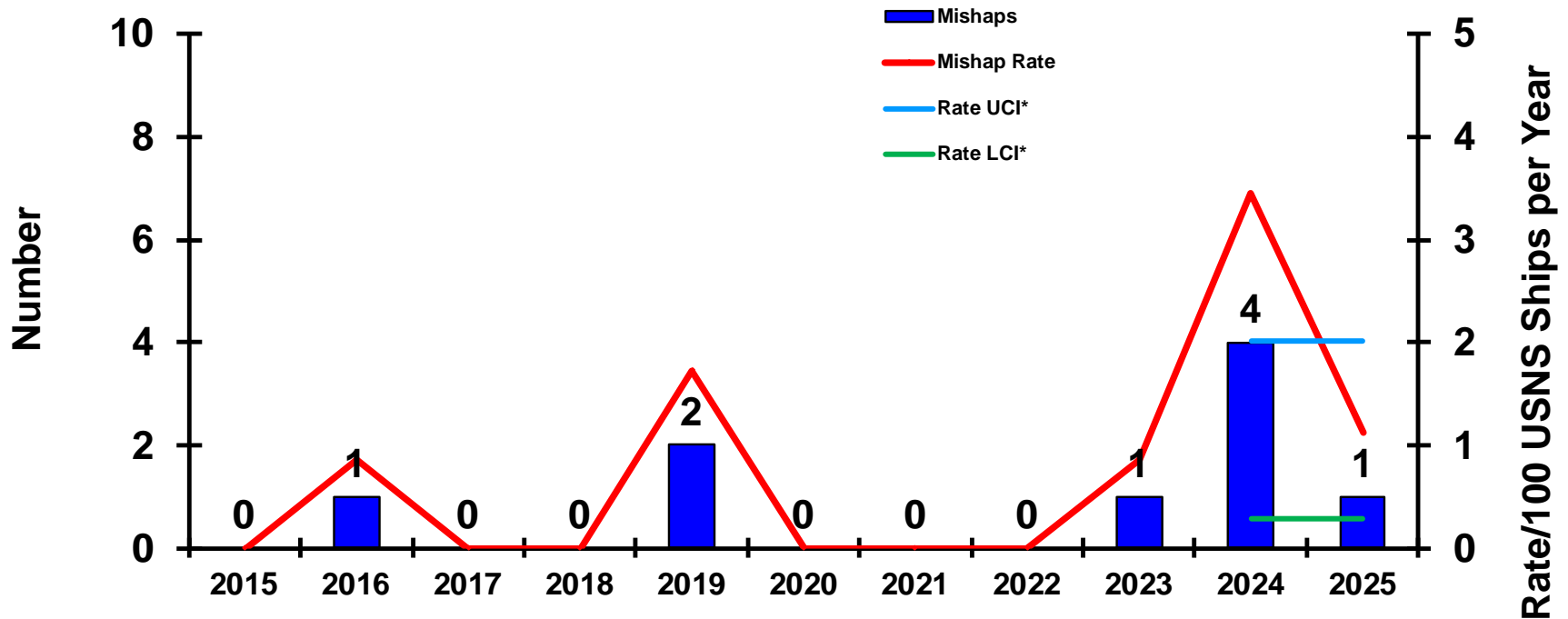
# CLASS 'A' - SUBMARINE MISHAPS



	8-Jul-25	8-Jul-24
CLASS A MISHAPS/MISHAP RATE FY COMPARISON:	0/0.00	2/3.67
FY24 MISHAPS/MISHAP RATE:	2/2.82	
10-YEAR AVERAGE (FY15-FY24) MISHAPS/MISHAP RATE:	0.50/0.70	



# **CLASS 'A' - MILITARY SEALIFT COMMAND** **(MSC) AFLOAT MISHAPS**

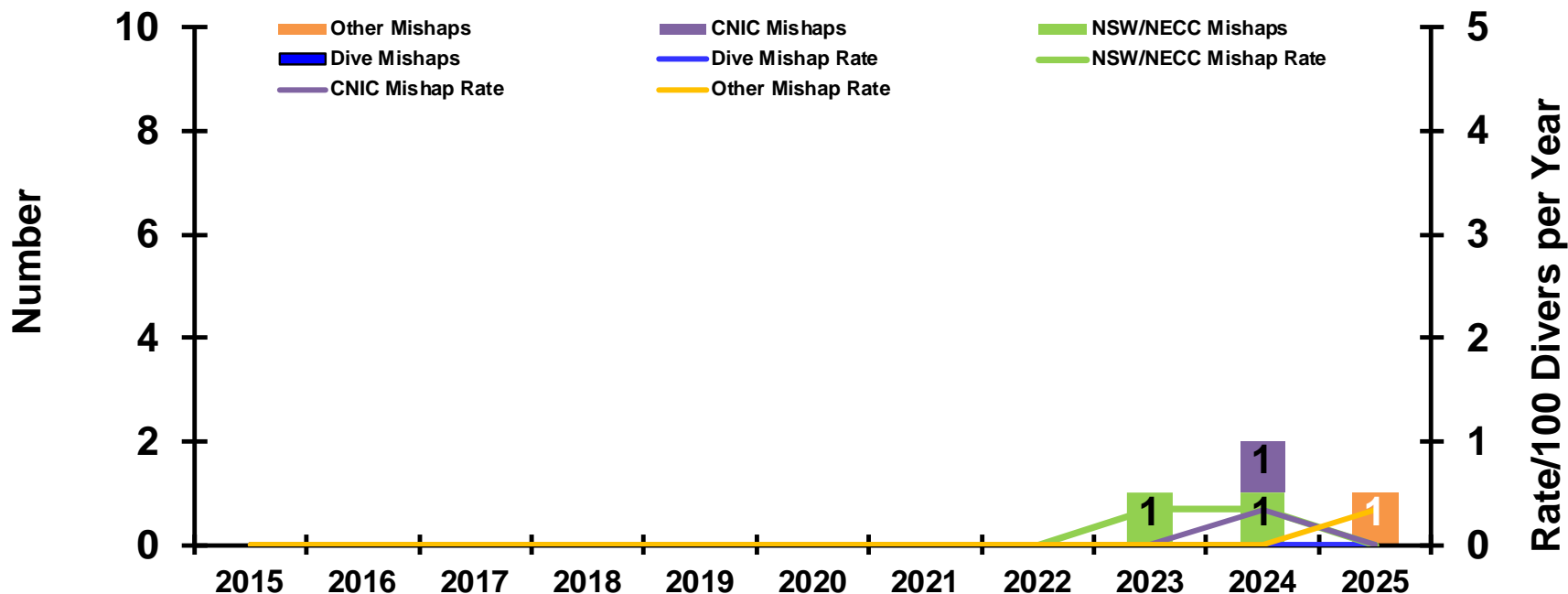


	8-Jul-25	8-Jul-24
CLASS A MISHAPS/MISHAP RATE FY COMPARISON:	1/1.12	2/2.25
FY24 MISHAPS/MISHAP RATE:	4/3.45	
10-YEAR AVERAGE (FY15-FY24) MISHAPS/MISHAP RATE:	0.80/0.69	





# CLASS 'A' – DIVE/CNIC/NSW/NECC/OTHER MISHAPS

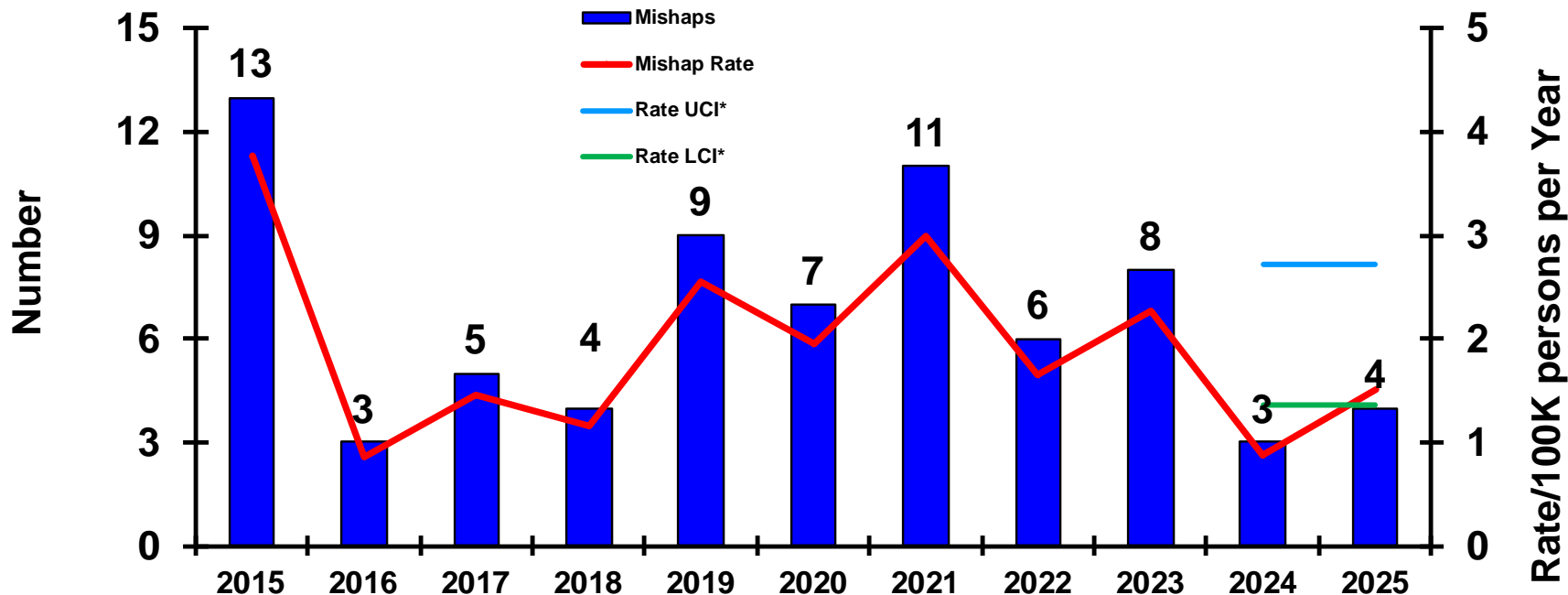


	Dive		NSW/NECC		CNIC		Other	
	8-Jul-25	8-Jul-24	8-Jul-25	8-Jul-24	8-Jul-25	8-Jul-24	8-Jul-25	8-Jul-24
CLASS A COMPARISON:	0/0.00	0/0.00	0/0.00	1/0.44	0/0.00	1/0.44	1/0.34	0/0.00
FY24 MISHAPS/MISHAP RATE:	0/0.00		1/0.34		1/0.34		0/0.00	
10-YEAR AVERAGE	0.00/0.00		0.20/0.07		0.10/0.03		0.00/0.00	



# CLASS 'A' - SHORE ON-DUTY MISHAPS

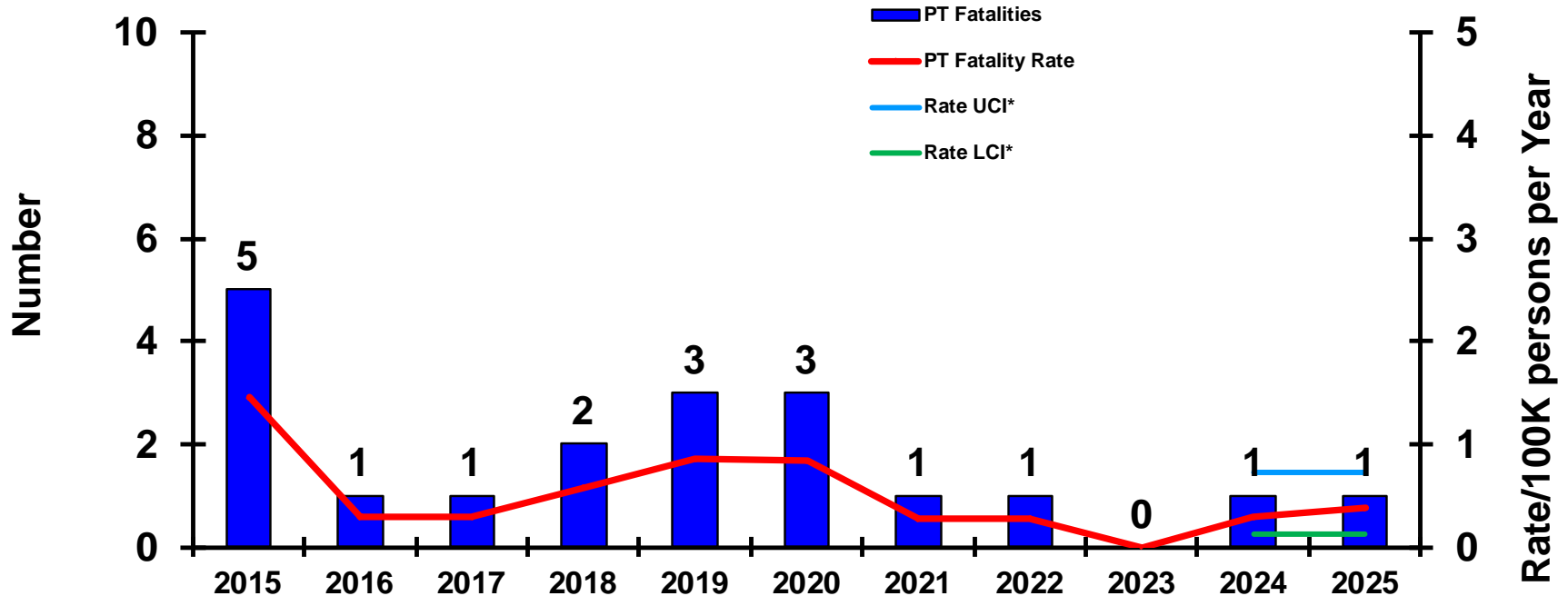
(This slide is the summary slide for Slides 11-14. Slides 11-14 provide additional detailed information)



	8-Jul-25	8-Jul-24
CLASS A MISHAPS/MISHAP RATE FY COMPARISON:	4/1.51	3/1.13
FY24 MISHAPS/MISHAP RATE:	3/0.87	
10-YEAR AVERAGE (FY15-FY24) MISHAPS/MISHAP RATE:	6.90/1.96	



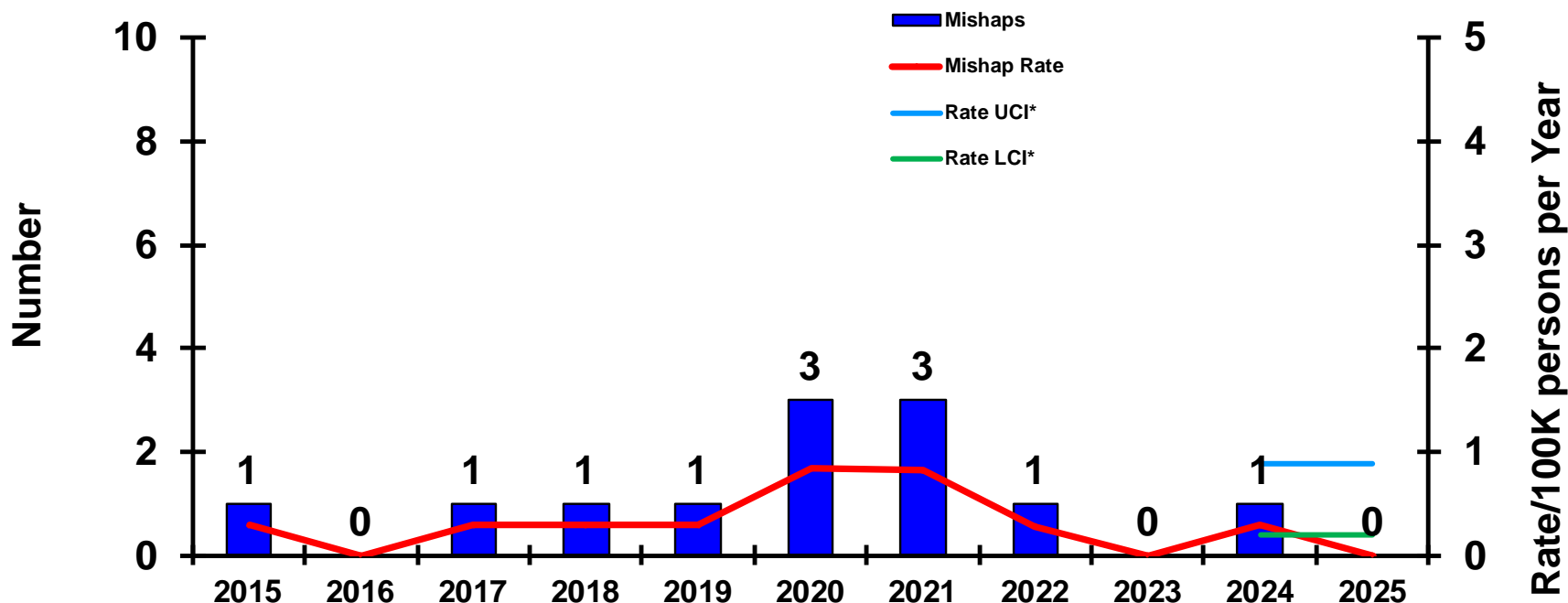
# CLASS 'A' - PHYSICAL TRAINING FATALITIES



	8-Jul-25	8-Jul-24
CLASS A FATALITIES/FATALITY RATE FY COMPARISON:	1/0.38	1/0.38
FY24 FATALITIES/FATALITY RATE:	1/0.29	
10-YEAR AVERAGE (FY15-FY24) FATALITIES/FATALITY RATE:	1.80/0.51	



# **CLASS 'A' - ON-DUTY MOTOR VEHICLE (MV) MISHAPS**

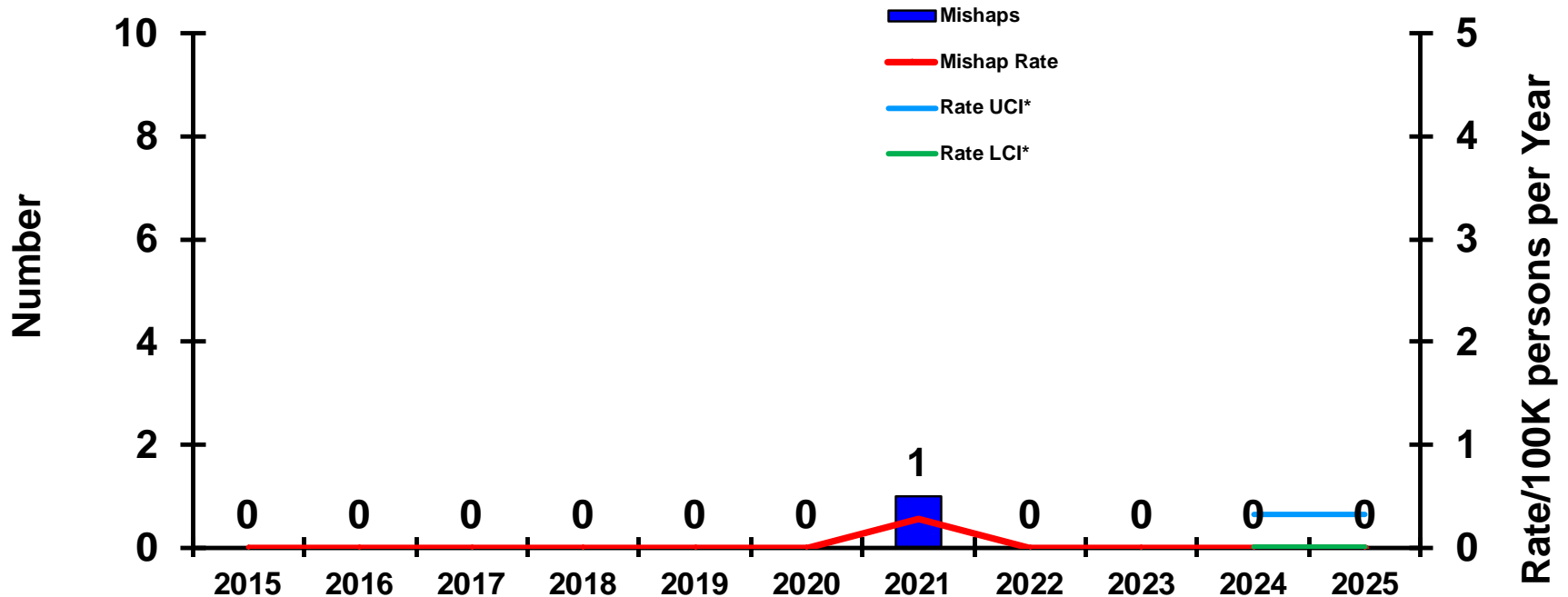


	8-Jul-25	8-Jul-24
<b>CLASS A MISHAPS/MISHAP RATE FY COMPARISON:</b>	0/0.00	1/0.38
<b>FY24 MISHAPS/MISHAP RATE:</b>	1/0.29	
<b>10-YEAR AVERAGE (FY15-FY24) MISHAPS/MISHAP RATE:</b>	1.20/0.34	



# CLASS 'A' - TACTICAL VEHICLE (TACVEH)

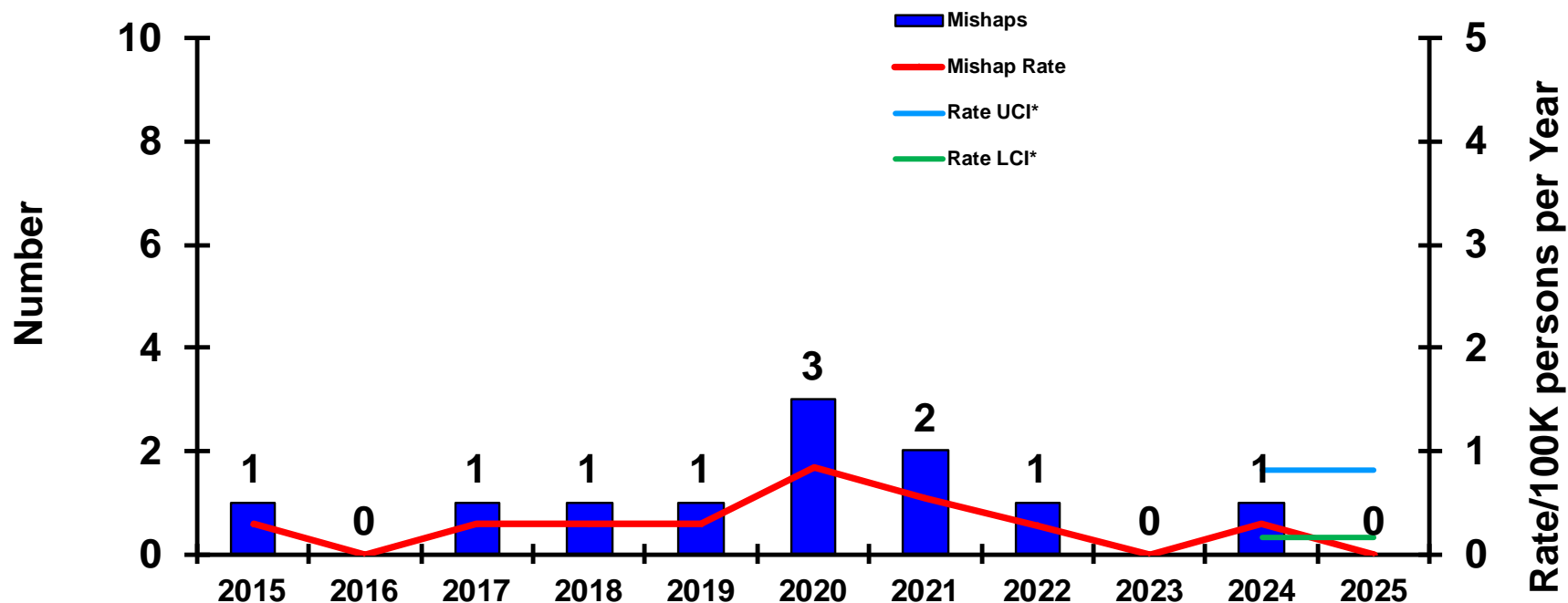
## MISHAPS



	8-Jul-25	8-Jul-24
CLASS A MISHAPS/MISHAP RATE FY COMPARISON:	0/0.00	0/0.00
FY24 MISHAPS/MISHAP RATE:	0/0.00	
10-YEAR AVERAGE (FY15-FY24) MISHAPS/MISHAP RATE:	0.10/0.03	



# CLASS 'A' - COMMERCIAL VEHICLE (COMMVEH) MISHAPS



CLASS A MISHAPS/MISHAP RATE FY COMPARISON:

FY24 MISHAPS/MISHAP RATE:

10-YEAR AVERAGE (FY15-FY24) MISHAPS/MISHAP RATE:

8-Jul-25

0/0.00

1/0.29

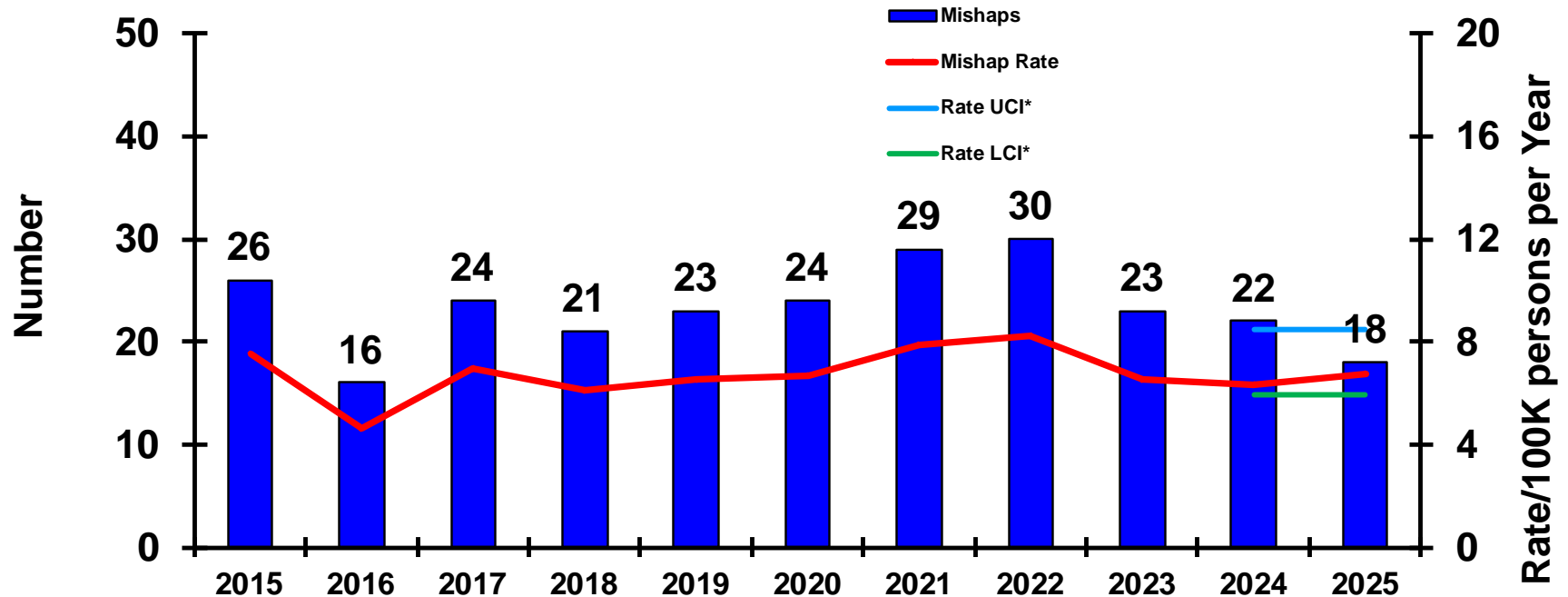
1.10/0.31

8-Jul-24

1/0.38



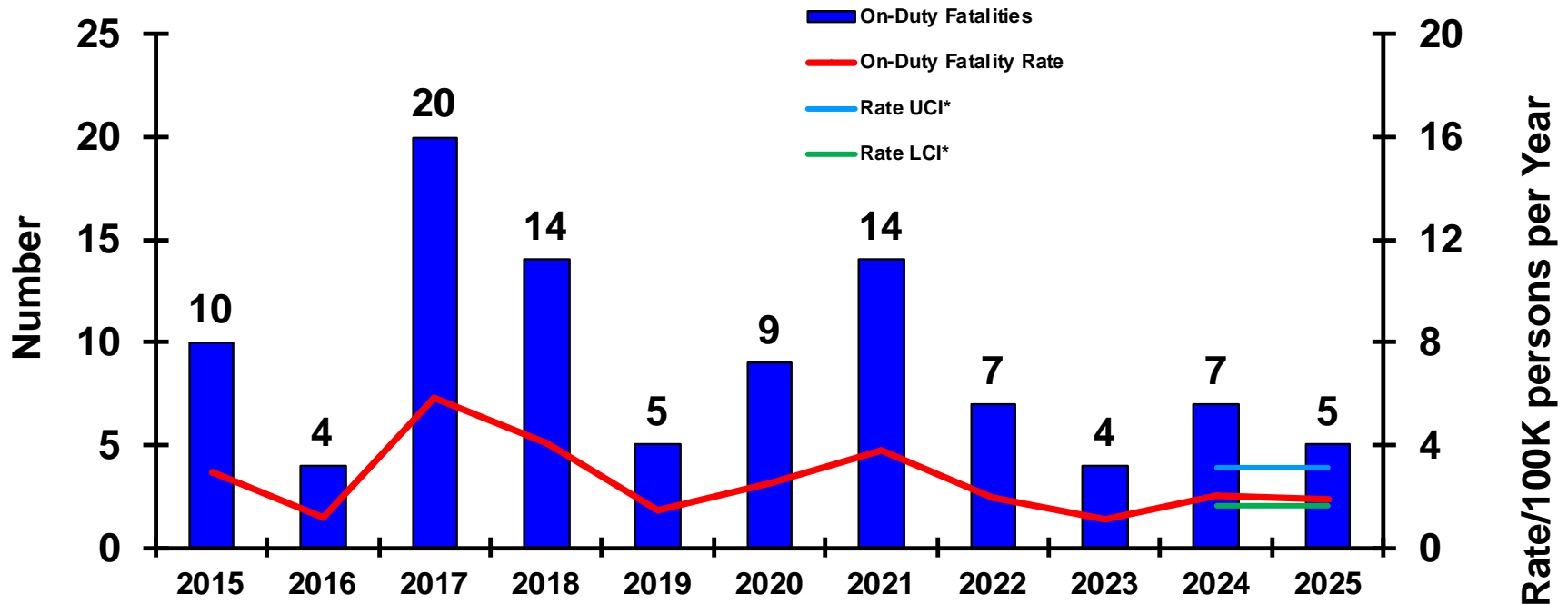
# CLASS 'A' - ON-DUTY MISHAPS



	8-Jul-25	8-Jul-24
<b>CLASS A MISHAPS/MISHAP RATE FY COMPARISON:</b>	18/6.78	19/7.15
<b>FY24 MISHAPS/MISHAP RATE:</b>	22/6.35	
<b>10-YEAR AVERAGE (FY15-FY24) MISHAPS/MISHAP RATE:</b>	23.80/6.75	



# CLASS 'A' - ON-DUTY FATALITIES



Slide does not show Government Civilian Fatalities: FY25 - 0

Slide does not show Permanent Total Disability (PTD) : FY25 - 0

	8-Jul-25	8-Jul-24
<b>CLASS A FATALITIES/FATALITY RATE FY COMPARISON:</b>	5/1.88	7/2.63
<b>FY24 FATALITIES/FATALITY RATE:</b>	7/2.02	
<b>10-YEAR AVERAGE (FY15-FY24) FATALITIES/FATALITY RATE:</b>	9.40/2.67	

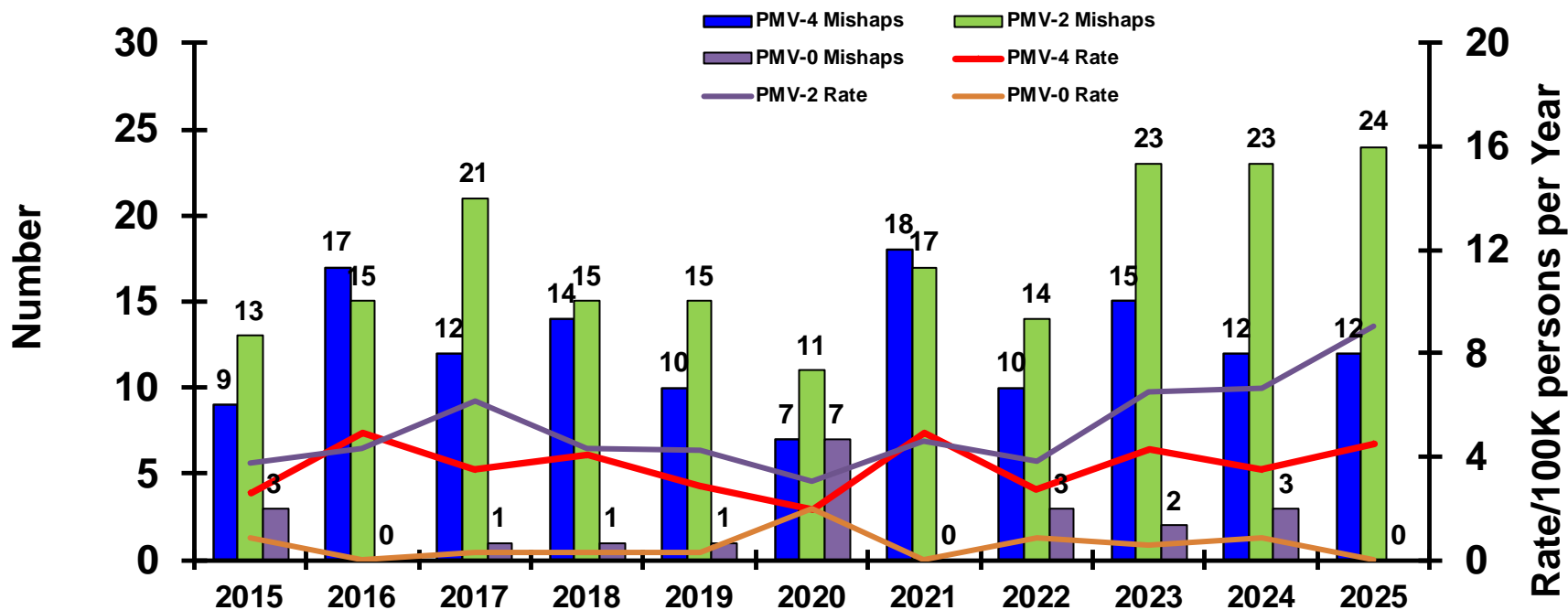
\*see last slide for definition of UCI/LCI





# CLASS 'A' - PRIVATE MOTOR VEHICLES (PMV) MISHAPS

(This slide is the summary slide for Slides 18-21. Slides 18-21 provide additional detailed information)



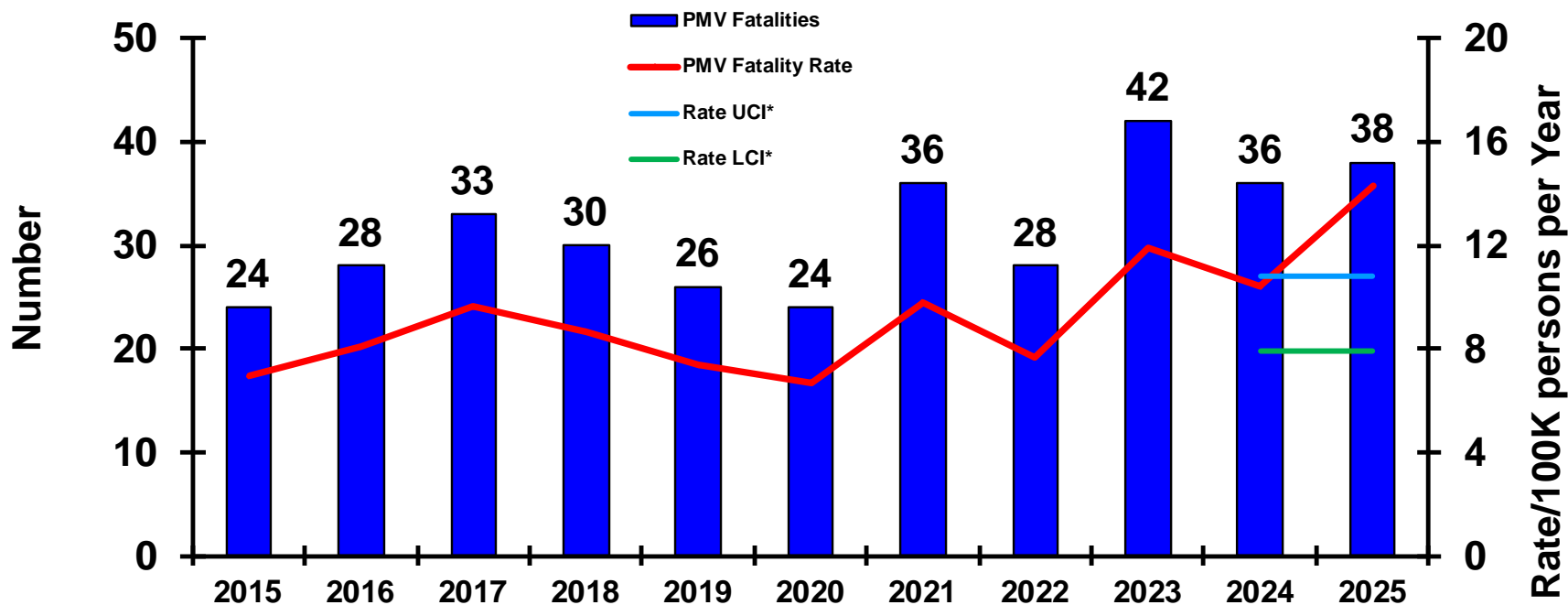
	PMV-4		PMV-2		PMV-0	
	8-Jul-25	8-Jul-24	8-Jul-25	8-Jul-24	8-Jul-25	8-Jul-24
CLASS A MISHAPS/MISHAP RATE FY COMPARISON:	12/4.52	8/3.01	24/9.03	19/7.15	0/0.00	3/1.13
FY24 MISHAPS/MISHAP RATE:	12/3.47		23/6.64		3/0.87	
10-YEAR AVERAGE (FY15-FY24) MISHAPS/MISHAP RATE:	12.40/3.52		16.70/4.74		2.10/0.60	

\*see last slide for definition of UCI/LCI



# CLASS 'A' - PRIVATE MOTOR VEHICLE (PMV) FATALITIES

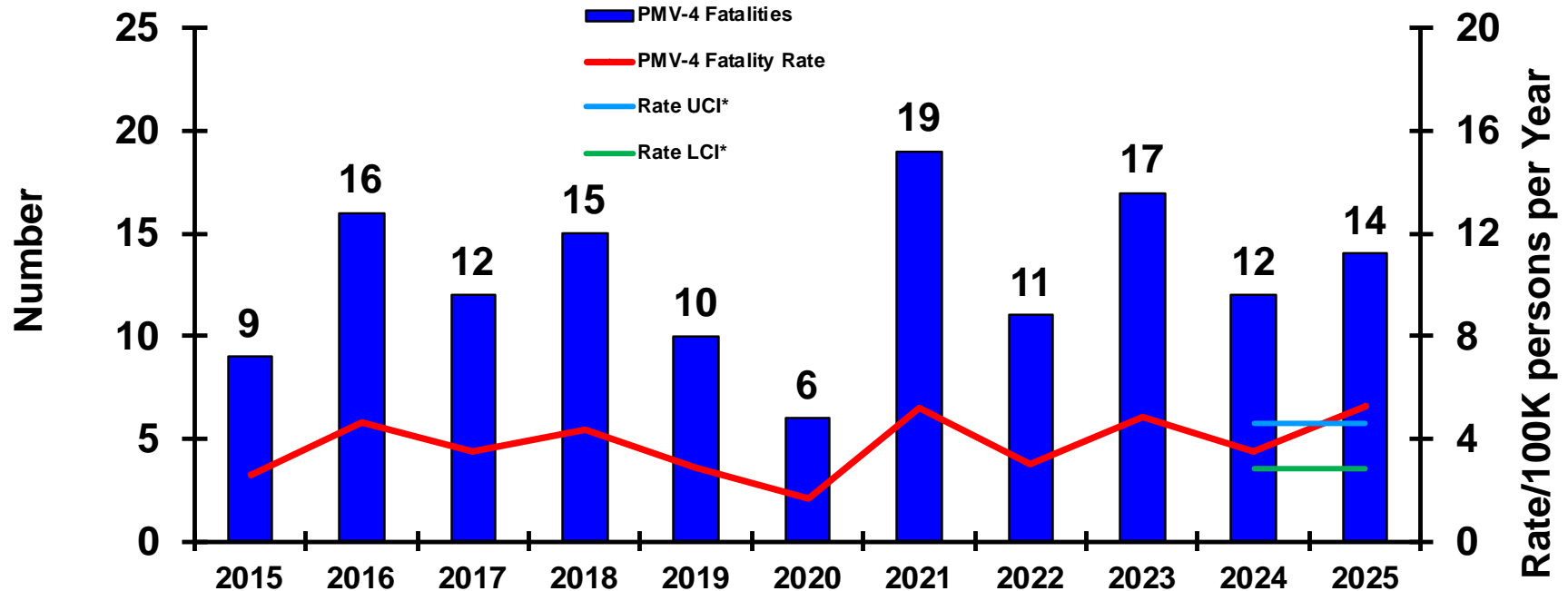
(This slide is the summary slide for Slides 19-21. Slides 19-21 provide additional detailed information)



	8-Jul-25	8-Jul-24
CLASS A FATALITIES/FATALITY RATE FY COMPARISON:	38/14.30	28/10.54
FY24 FATALITIES/FATALITY RATE:	36/10.40	
10-YEAR AVERAGE (FY15-FY24) FATALITIES/FATALITY RATE:	30.70/8.71	



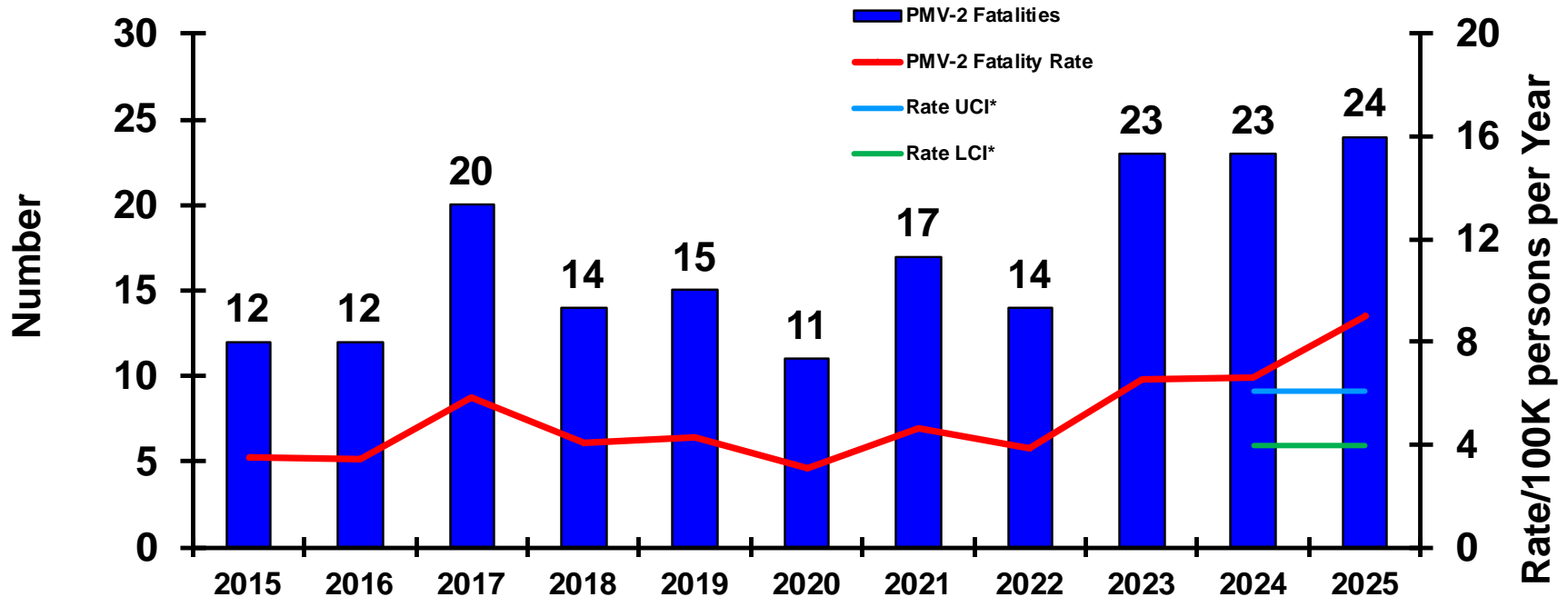
# CLASS 'A' - AUTOMOBILE (PMV-4) FATALITIES



	8-Jul-25	8-Jul-24
CLASS A FATALITIES/FATALITY RATE FY COMPARISON:	14/5.27	8/3.01
FY24 FATALITIES/FATALITY RATE:	12/3.47	
10-YEAR AVERAGE (FY15-FY24) FATALITIES/FATALITY RATE:	12.70/3.60	



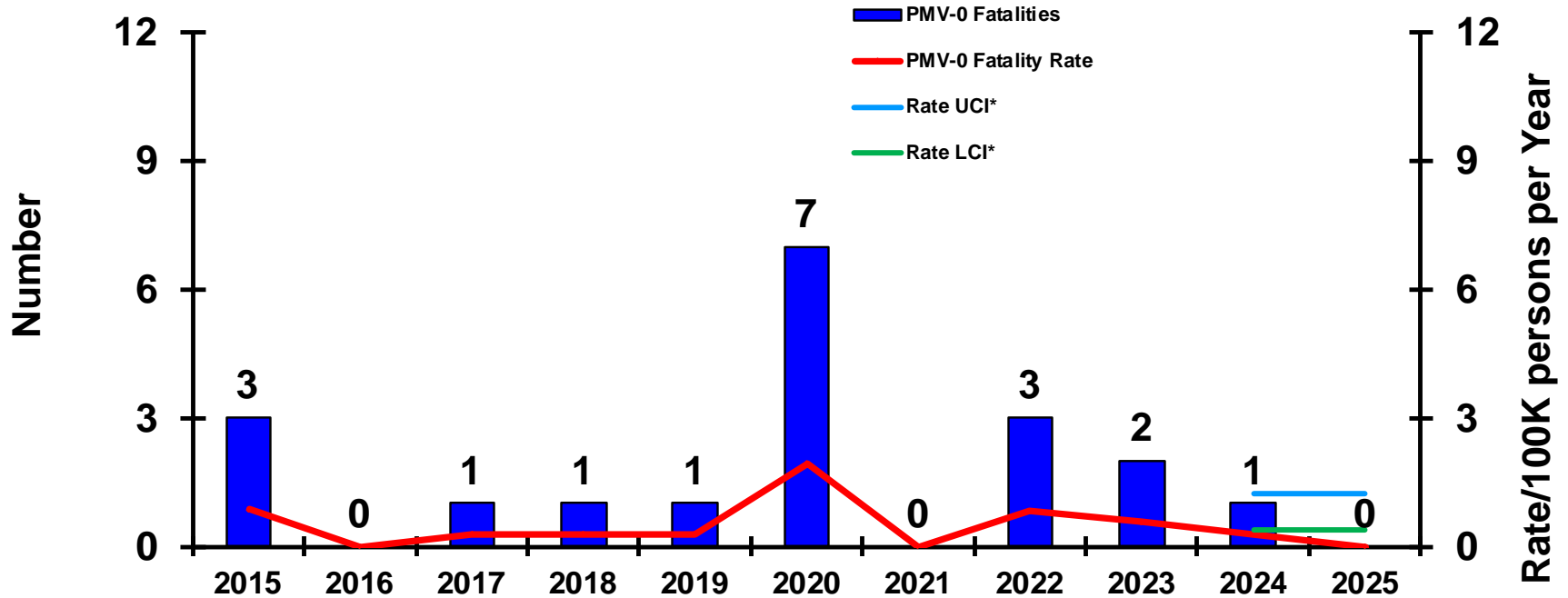
# CLASS 'A' - MOTORCYCLE (PMV-2) FATALITIES



	8-Jul-25	8-Jul-24
CLASS A FATALITIES/FATALITY RATE FY COMPARISON:	24/9.03	19/7.15
FY24 FATALITIES/FATALITY RATE:	23/6.64	
10-YEAR AVERAGE (FY15-FY24) FATALITIES/FATALITY RATE:	16.10/4.57	



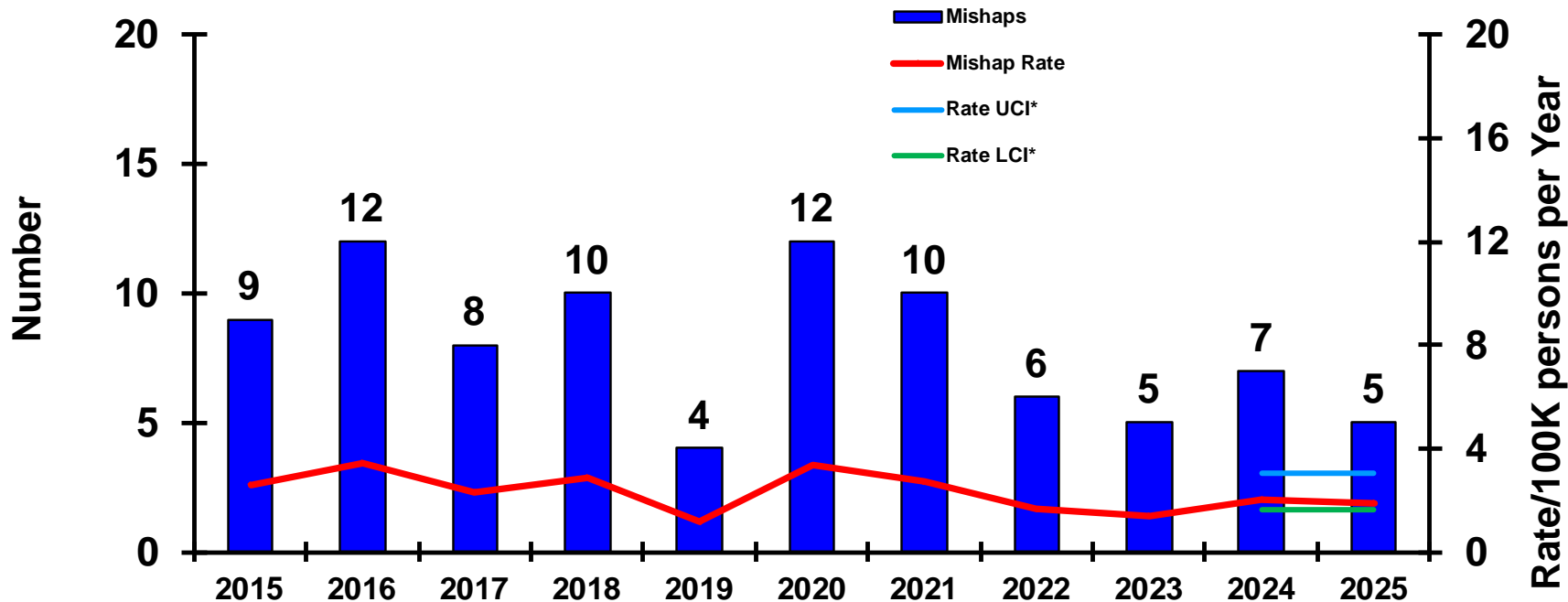
# CLASS 'A' - PEDESTRIAN (PMV-0) FATALITIES



	8-Jul-25	8-Jul-24
CLASS A FATALITIES/FATALITY RATE FY COMPARISON:	0/0.00	1/0.38
FY24 FATALITIES/FATALITY RATE:	1/0.29	
10-YEAR AVERAGE (FY15-FY24) FATALITIES/FATALITY RATE:	1.90/0.54	



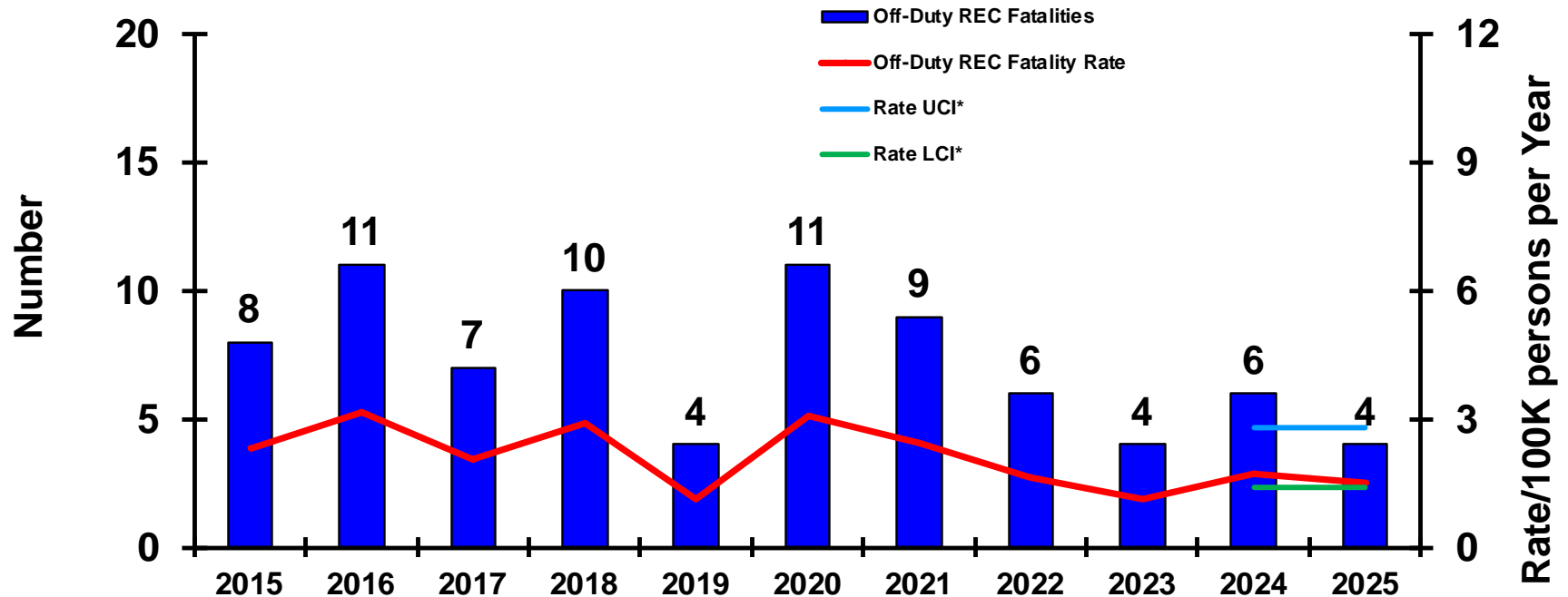
# CLASS 'A' - OFF-DUTY/REC MISHAPS



	8-Jul-25	8-Jul-24
CLASS A MISHAPS/MISHAP RATE FY COMPARISON:	5/1.88	3/1.13
FY24 MISHAPS/MISHAP RATE:	7/2.02	
10-YEAR AVERAGE (FY15-FY24) MISHAPS/MISHAP RATE:	8.30/2.36	



# CLASS 'A' - OFF-DUTY/REC FATALITIES

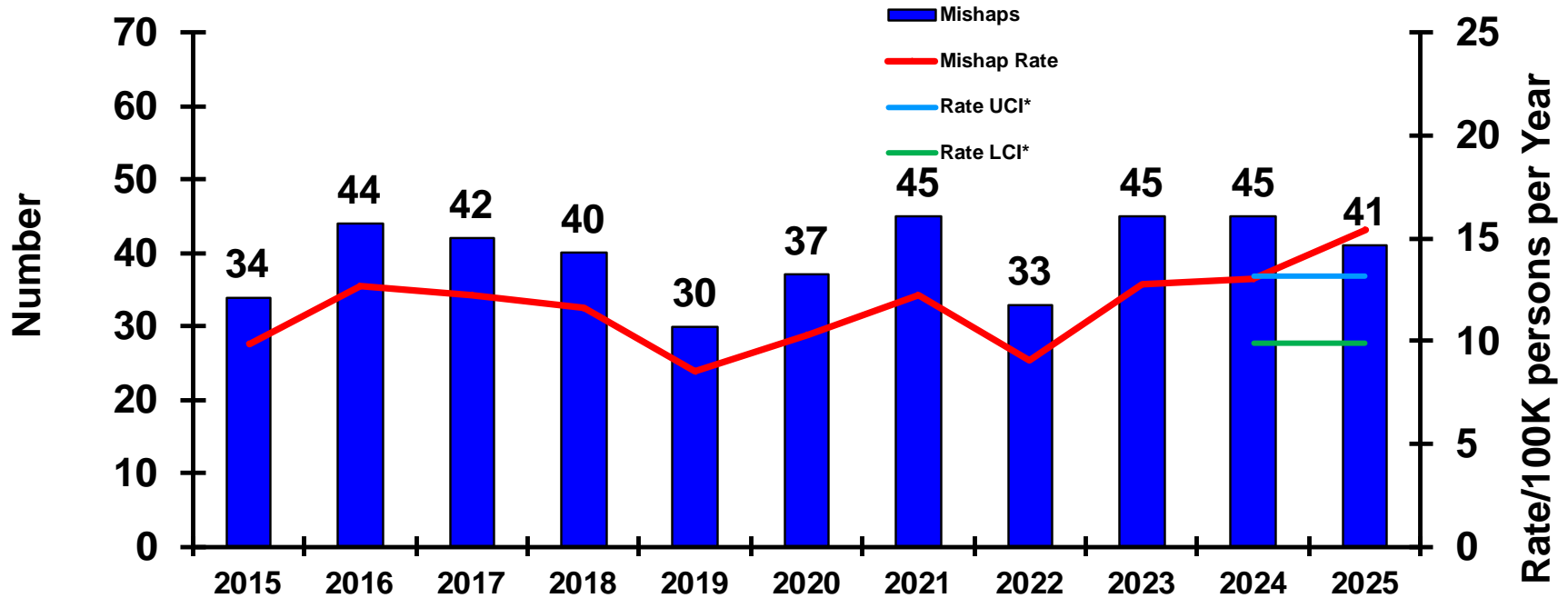


Slide does not show Permanent Total Disability (PTD) : FY25 - 2

	8-Jul-25	8-Jul-24
<b>CLASS A FATALITIES/FATALITY RATE FY COMPARISON:</b>	4/1.51	3/1.13
<b>FY24 FATALITIES/FATALITY RATE:</b>	6/1.73	
<b>10-YEAR AVERAGE (FY15-FY24) FATALITIES/FATALITY RATE:</b>	7.60/2.16	



# CLASS 'A' - OFF-DUTY MISHAPS



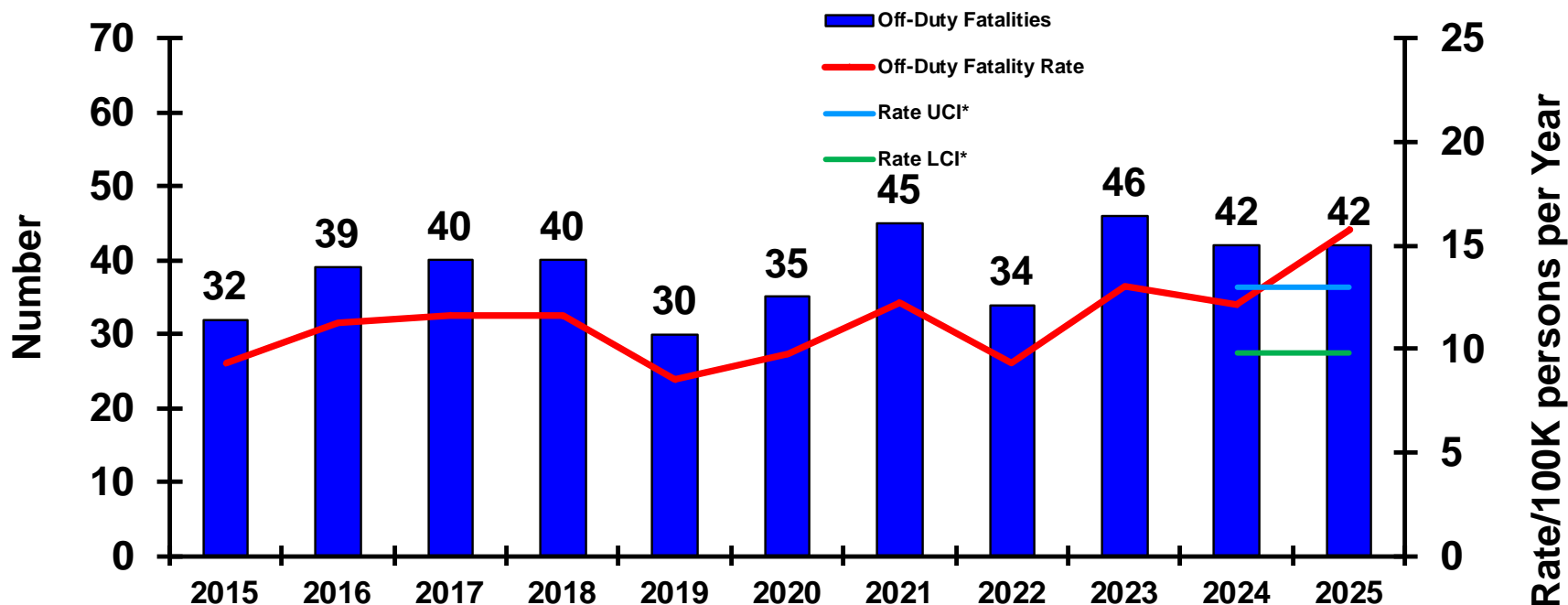
	8-Jul-25	8-Jul-24
<b>CLASS A MISHAPS/MISHAP RATE FY COMPARISON:</b>	41/15.43	33/12.42
<b>FY24 MISHAPS/MISHAP RATE:</b>	45/12.99	
<b>10-YEAR AVERAGE (FY15-FY24) MISHAPS/MISHAP RATE:</b>	39.50/11.21	

\*see last slide for definition of UCI/LCI





# CLASS 'A' - OFF-DUTY FATALITIES



Slide does not show Government Civilian Fatalities: FY25 - 0

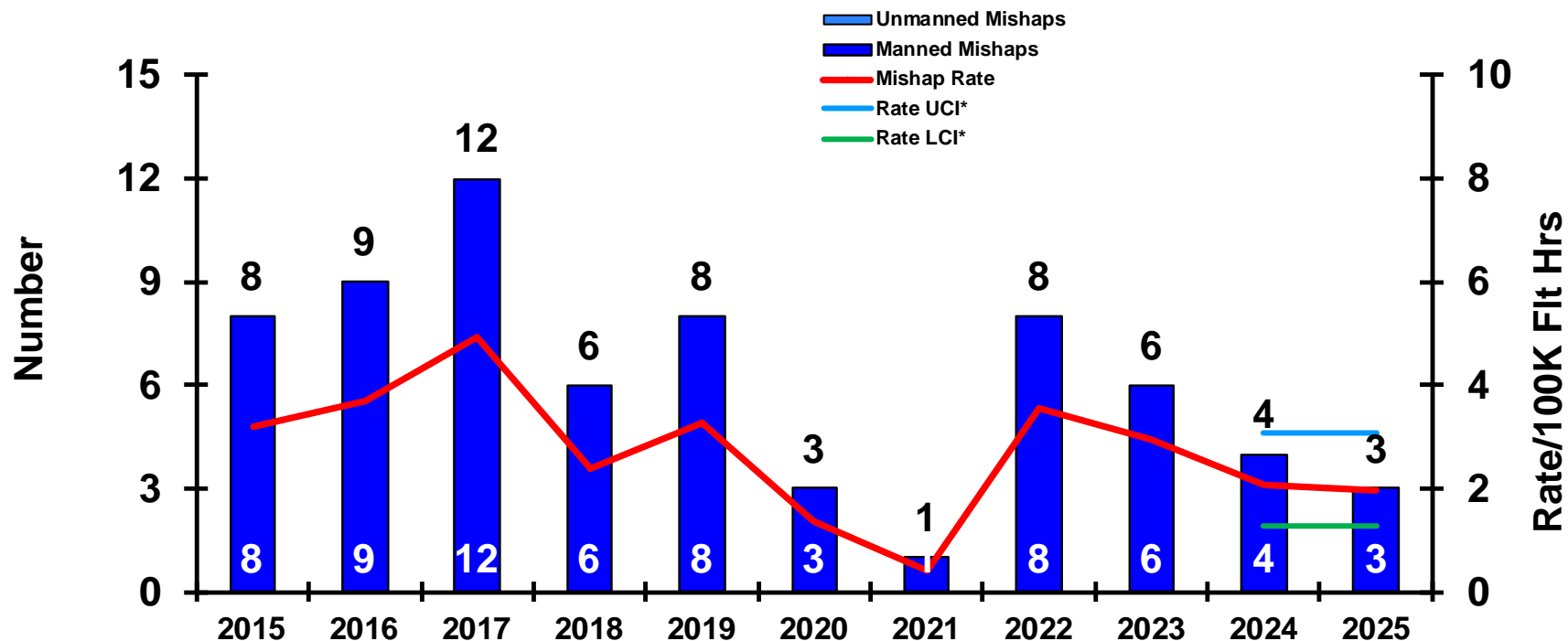
Slide does not show Permanent Total Disability (PTD) : FY25 - 2

	8-Jul-25	8-Jul-24
<b>CLASS A FATALITIES/FATALITY RATE FY COMPARISON:</b>	42/15.81	31/11.67
<b>FY24 FATALITIES/FATALITY RATE:</b>	42/12.13	
<b>10-YEAR AVERAGE (FY15-FY24) FATALITIES/FATALITY RATE:</b>	38.30/10.87	



# CLASS 'A' - AVIATION MISHAPS

(This slide is the summary slide for Slides 29-31. Slides 29-31 provide additional detailed information)



**CLASS A MISHAPS/MISHAP RATE FY COMPARISON:**  
**FY24 MISHAPS/MISHAP RATE:**  
**10-YEAR AVERAGE (FY15-FY24) MISHAPS/MISHAP RATE:**

8-Jul-25

3/1.98

4/2.08

6.50/2.80

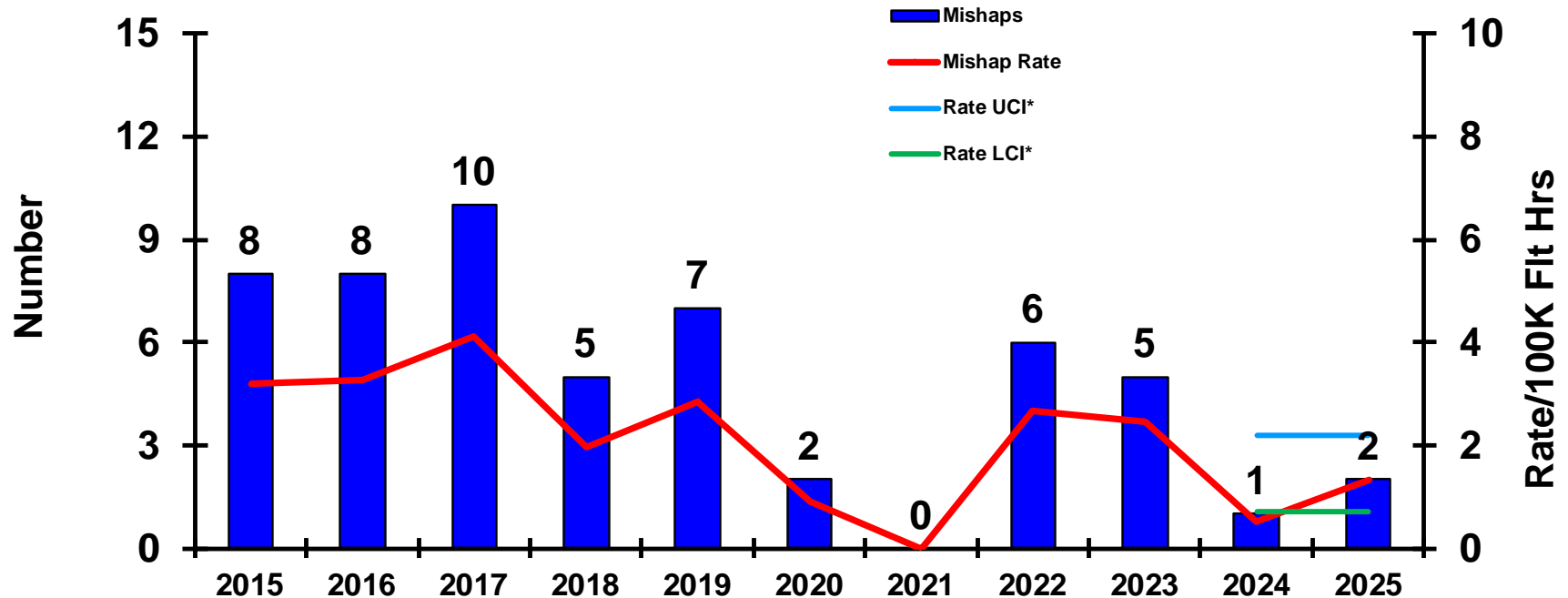
8-Jul-24

4/2.71



# CLASS 'A' - FLIGHT MISHAPS

*Manned Aircraft Only*



**CLASS A MISHAPS/MISHAP RATE FY COMPARISON:**

**FY24 MISHAPS/MISHAP RATE:**

**10-YEAR AVERAGE (FY15-FY24) MISHAPS/MISHAP RATE:**

8-Jul-25

2/1.32

1/0.52

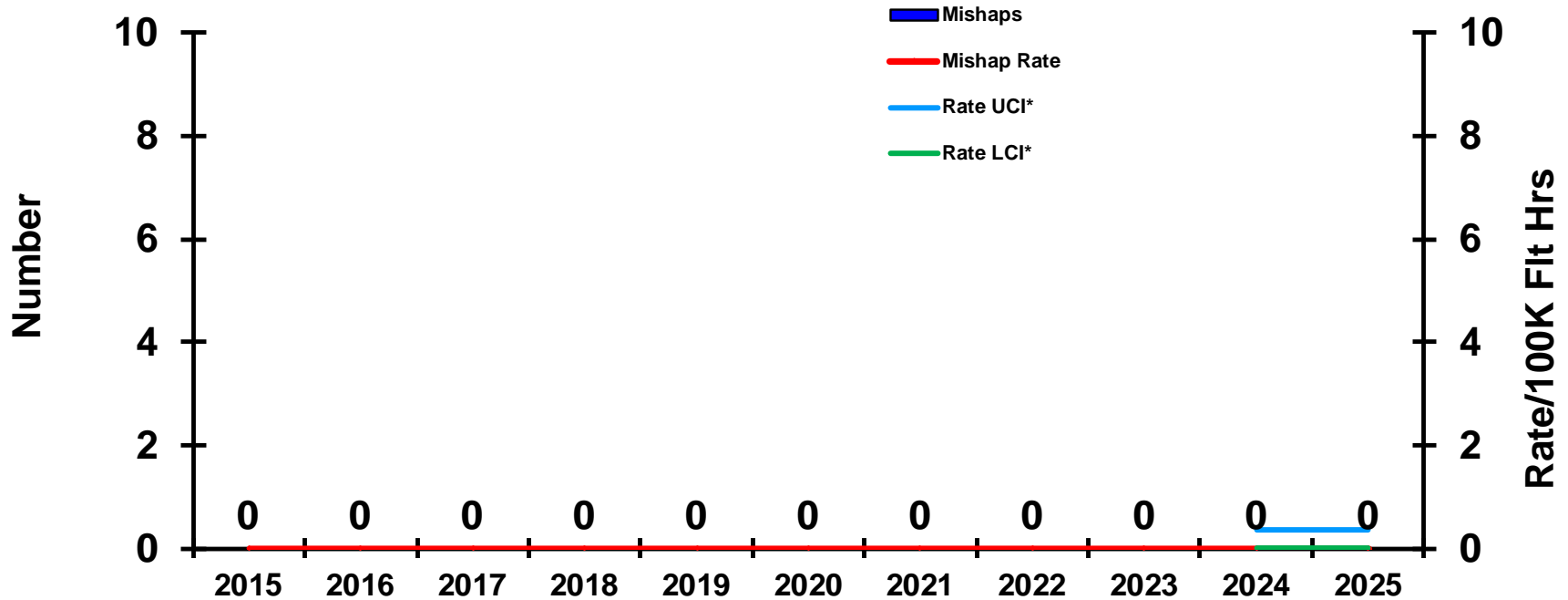
5.20/2.24

8-Jul-24

1/0.68



# CLASS 'A' - FLIGHT-RELATED (FREL) MISHAPS *Manned Aircraft Only*

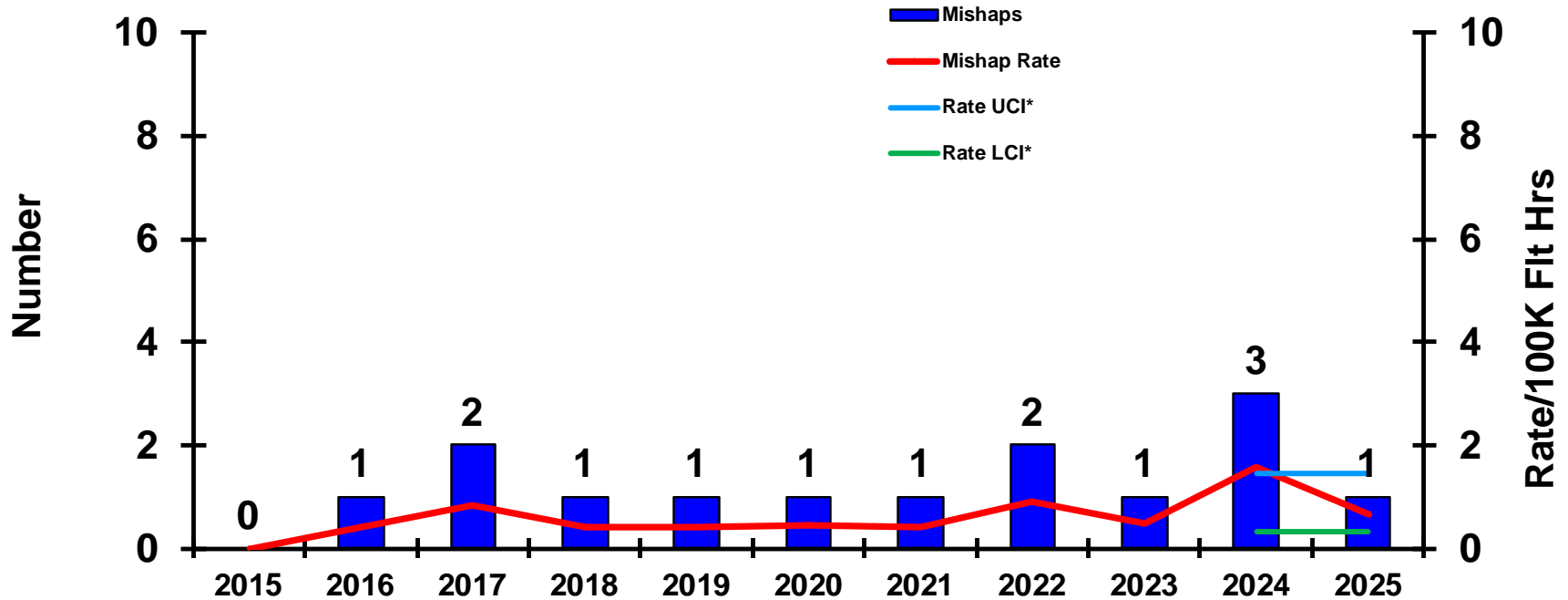


	8-Jul-25	8-Jul-24
CLASS A MISHAPS/MISHAP RATE FY COMPARISON:	0/0.00	0/0.00
FY24 MISHAPS/MISHAP RATE:	0/0.00	
10-YEAR AVERAGE (FY15-FY24) MISHAPS/MISHAP RATE:	0.00/0.00	



# CLASS 'A' - AVIATION GROUND MISHAPS (AGM)

*Manned Aircraft Only*



**CLASS A MISHAPS/MISHAP RATE FY COMPARISON:**

**FY24 MISHAPS/MISHAP RATE:**

**10-YEAR AVERAGE (FY15-FY24) MISHAPS/MISHAP RATE:**

8-Jul-25

1/0.66

3/1.56

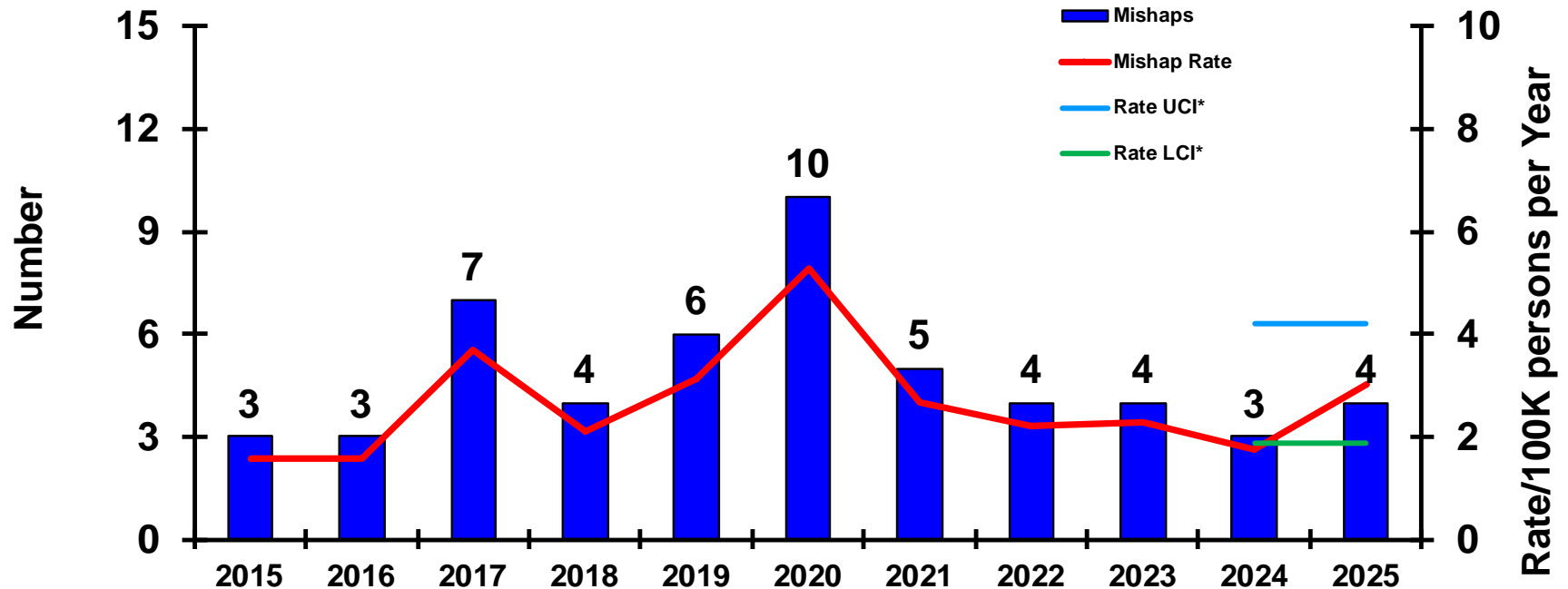
1.30/0.56

8-Jul-24

3/2.03



# CLASS 'A' - GROUND ON-DUTY MISHAPS



CLASS A MISHAPS/MISHAP RATE FY COMPARISON:

FY24 MISHAPS/MISHAP RATE:

10-YEAR AVERAGE (FY15-FY24) MISHAPS/MISHAP RATE:

8-Jul-25

4/3.02

3/1.74

4.90/2.63

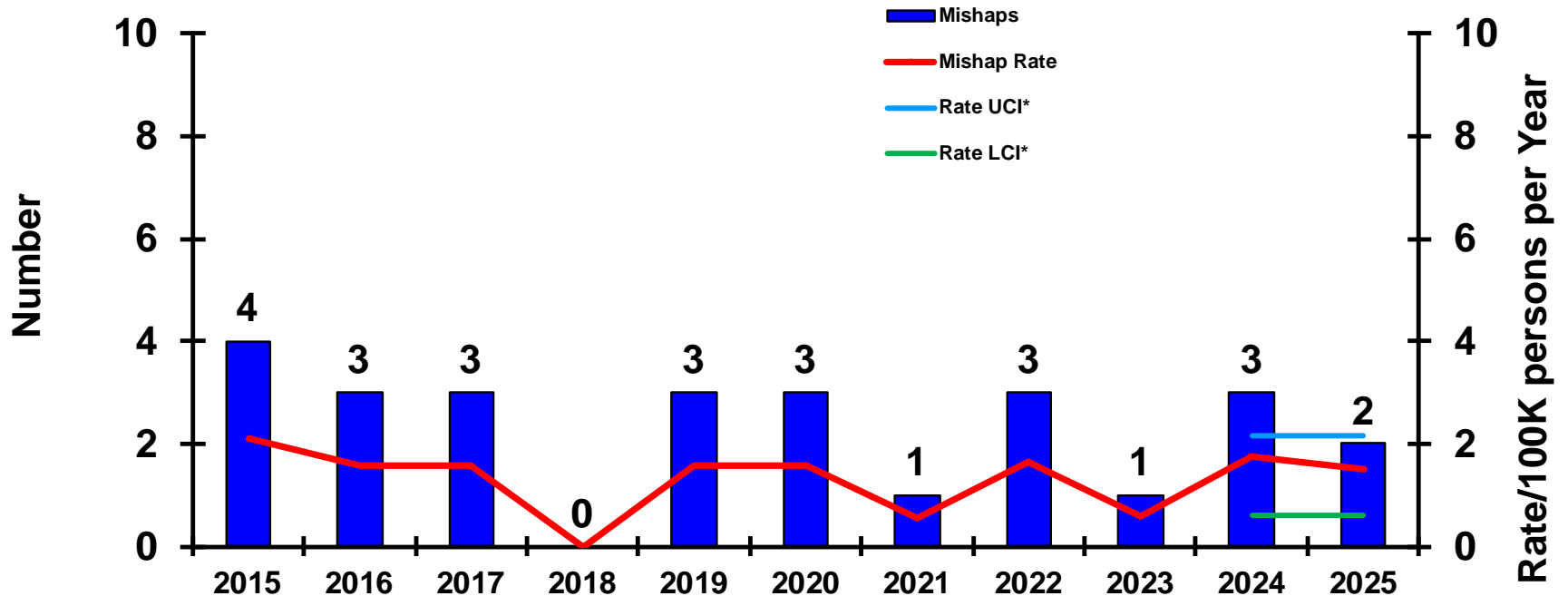
8-Jul-24

3/2.27



# CLASS 'A' - ON-DUTY MOTOR VEHICLE (MV) MISHAPS

(This slide is the summary slide for Slides 34-36. Slides 34-36 provide additional detailed information)

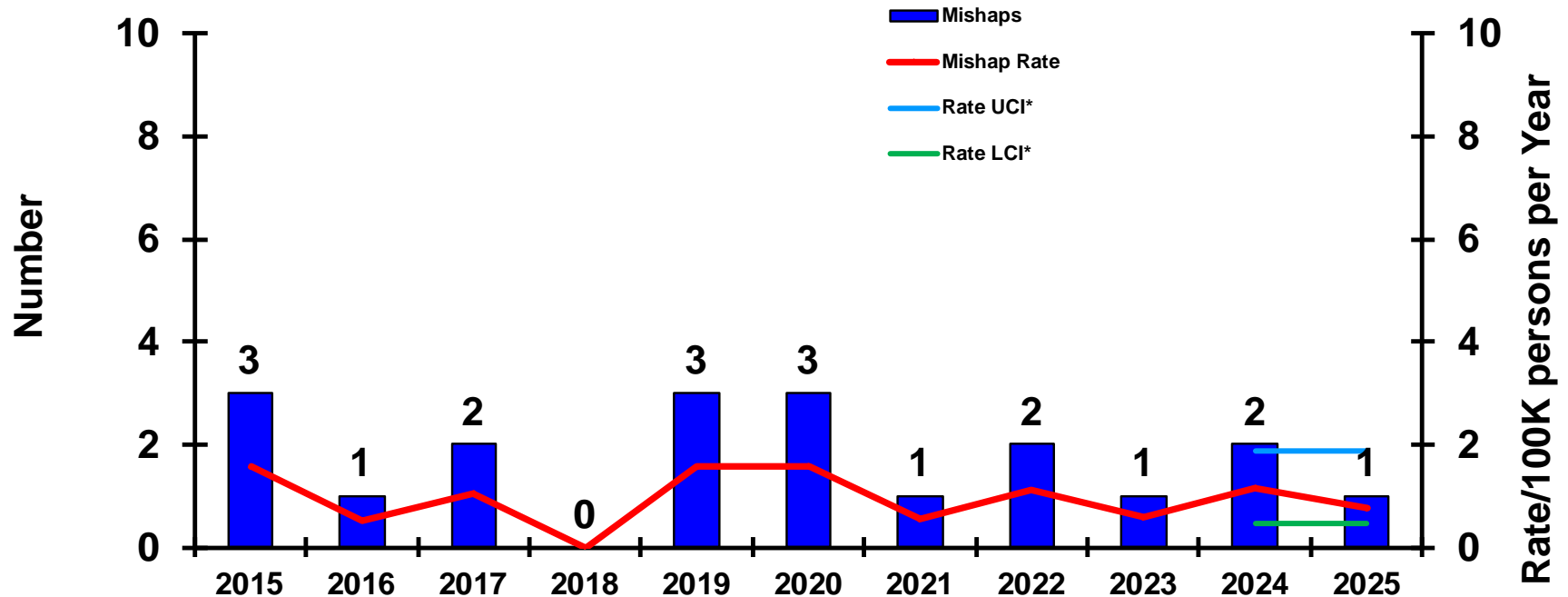


	8-Jul-25	8-Jul-24
CLASS A MISHAPS/MISHAP RATE FY COMPARISON:	2/1.51	2/1.51
FY24 MISHAPS/MISHAP RATE:	3/1.74	
10-YEAR AVERAGE (FY15-FY24) MISHAPS/MISHAP RATE:	2.40/1.29	



# CLASS 'A' - TACTICAL VEHICLE (TACVEH)

## MISHAPS

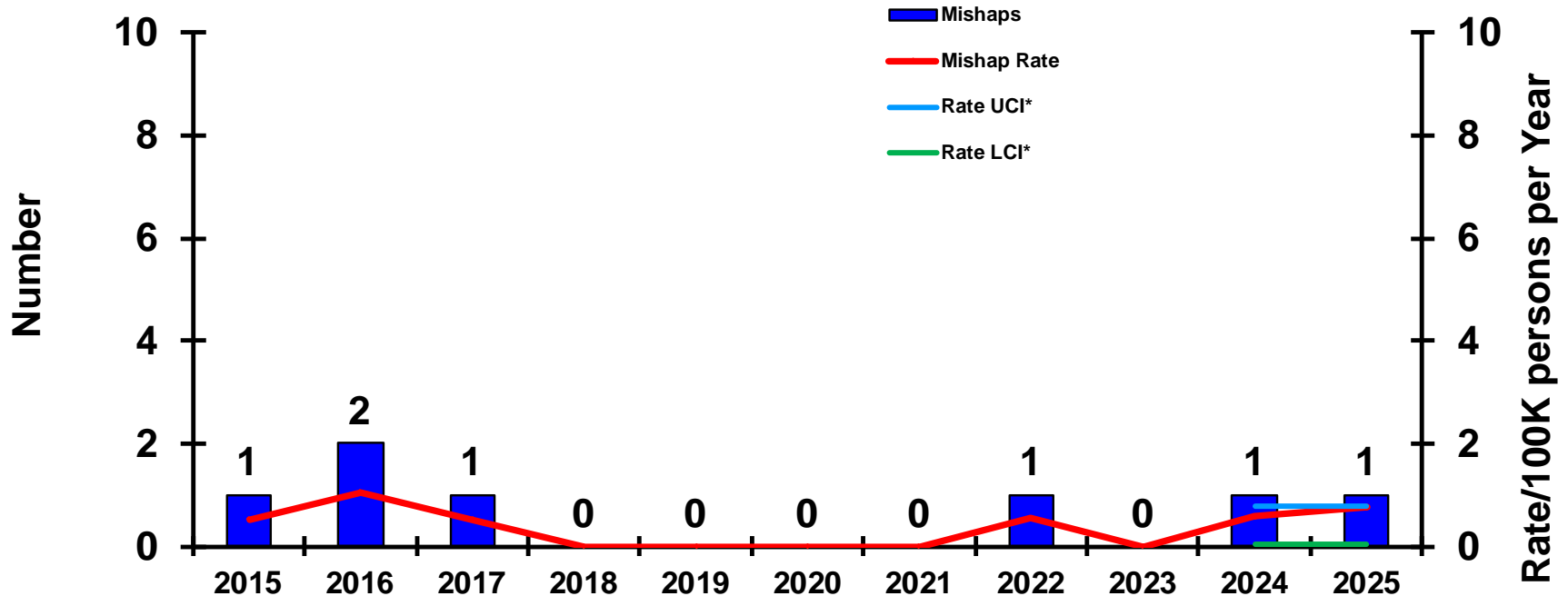


	8-Jul-25	8-Jul-24
CLASS A MISHAPS/MISHAP RATE FY COMPARISON:	1/0.76	1/0.76
FY24 MISHAPS/MISHAP RATE:	2/1.16	
10-YEAR AVERAGE (FY15-FY24) MISHAPS/MISHAP RATE:	1.80/0.97	





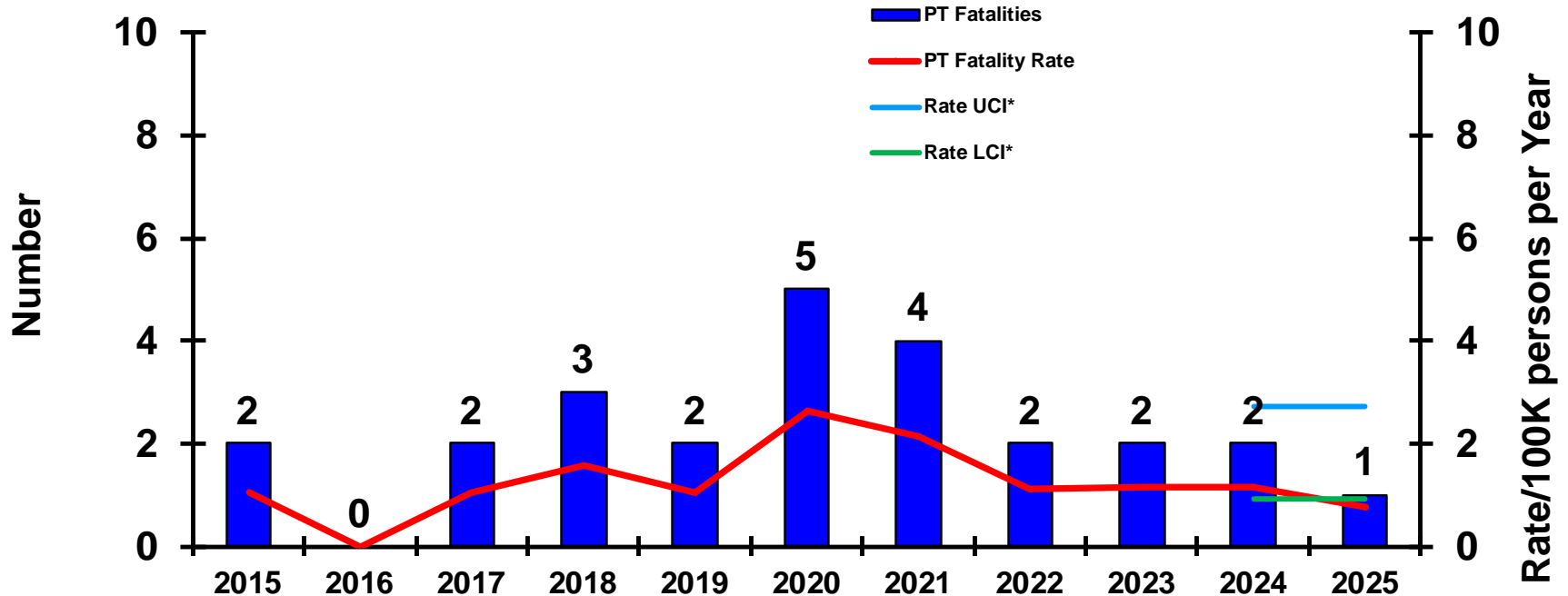
# CLASS 'A' - COMMERCIAL VEHICLE (COMMVEH) MISHAPS



	8-Jul-25	8-Jul-24
CLASS A MISHAPS/MISHAP RATE FY COMPARISON:	1/0.76	1/0.76
FY24 MISHAPS/MISHAP RATE:	1/0.58	
10-YEAR AVERAGE (FY15-FY24) MISHAPS/MISHAP RATE:	0.60/0.32	



# CLASS 'A' - PHYSICAL TRAINING FATALITIES

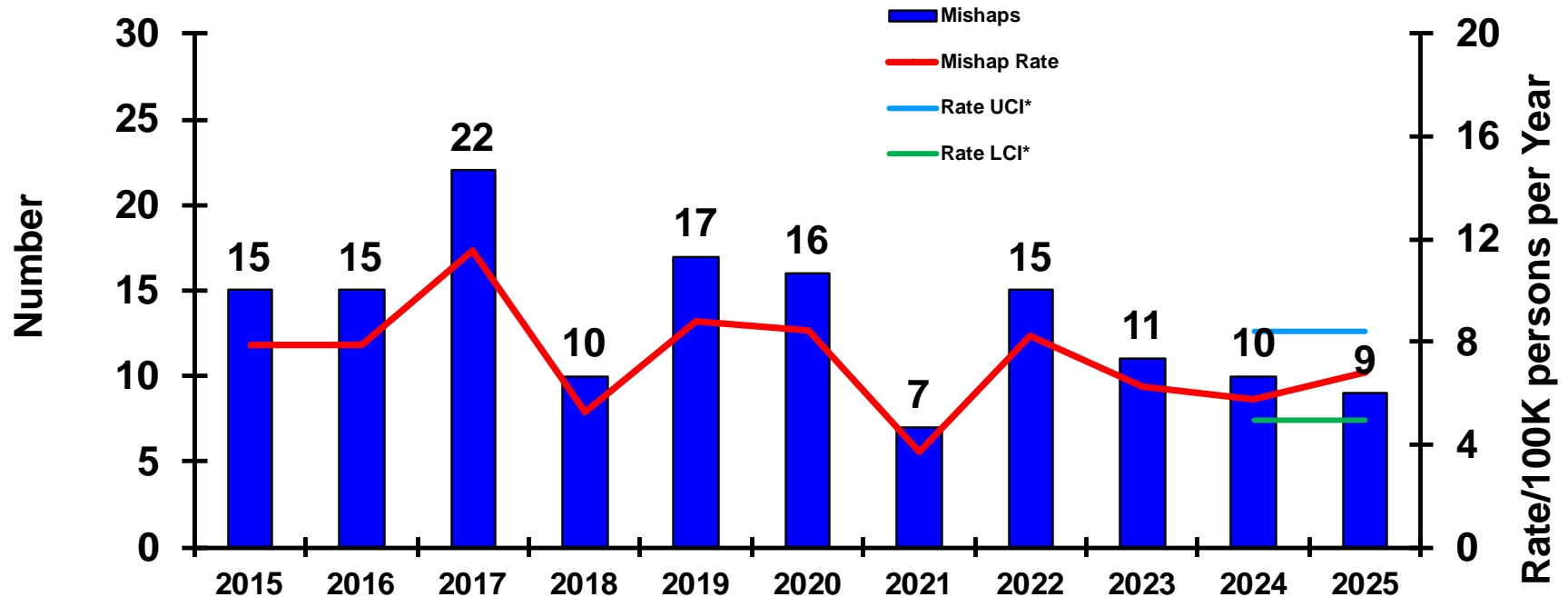


	8-Jul-25	8-Jul-24
CLASS A FATALITIES/FATALITY RATE FY COMPARISON:	1/0.76	2/1.51
FY24 FATALITIES/FATALITY RATE:	2/1.16	
10-YEAR AVERAGE (FY15-FY24) FATALITIES/FATALITY RATE:	2.40/1.29	

\*see last slide for definition of UCI/LCI



## CLASS 'A' - ON-DUTY MISHAPS



**CLASS A MISHAPS/MISHAP RATE FY COMPARISON:**

**FY24 MISHAPS/MISHAP RATE:**

**10-YEAR AVERAGE (FY15-FY24) MISHAPS/MISHAP RATE:**

8-Jul-25

9/6.80

10/5.79

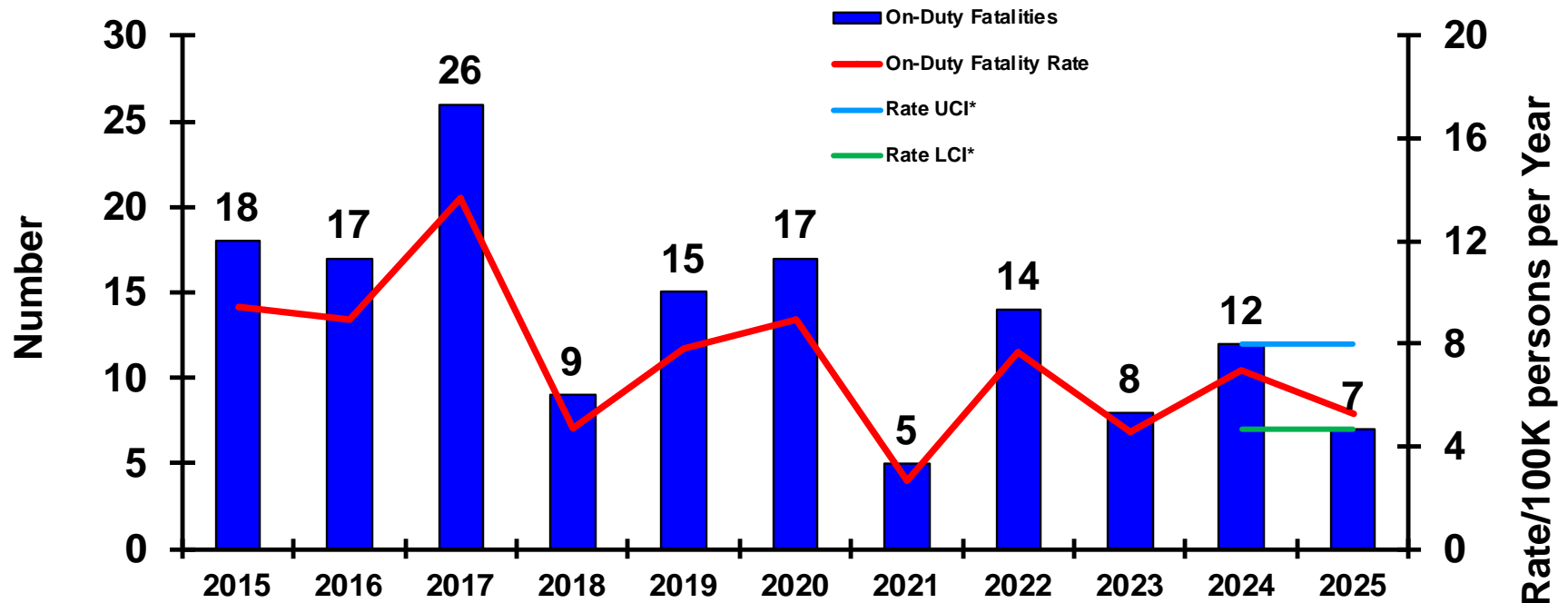
13.80/7.41

8-Jul-24

9/6.80



# CLASS 'A' - ON-DUTY FATALITIES



Slide does not show Government Civilian Fatalities: FY25 - 0

Slide does not show Permanent Total Disability (PTD) : FY25 - 1

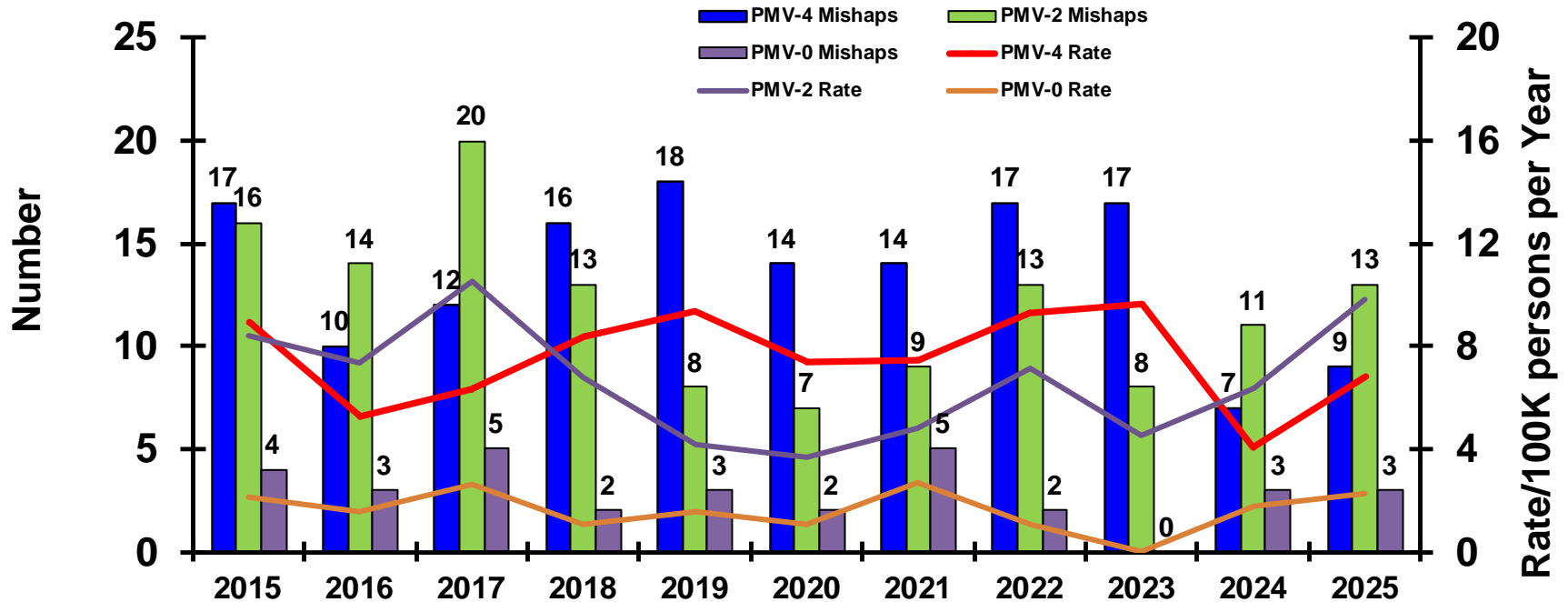
	8-Jul-25	8-Jul-24
<b>CLASS A FATALITIES/FATALITY RATE FY COMPARISON:</b>	7/5.29	11/8.31
<b>FY24 FATALITIES/FATALITY RATE:</b>	12/6.95	
<b>10-YEAR AVERAGE (FY15-FY24) FATALITIES/FATALITY RATE:</b>	14.10/7.57	

\*see last slide for definition of UCI/LCI



# CLASS 'A' - PRIVATE MOTOR VEHICLE (PMV) MISHAPS

(This slide is the summary slide for Slides 40-43. Slides 40-43 provide additional detailed information)



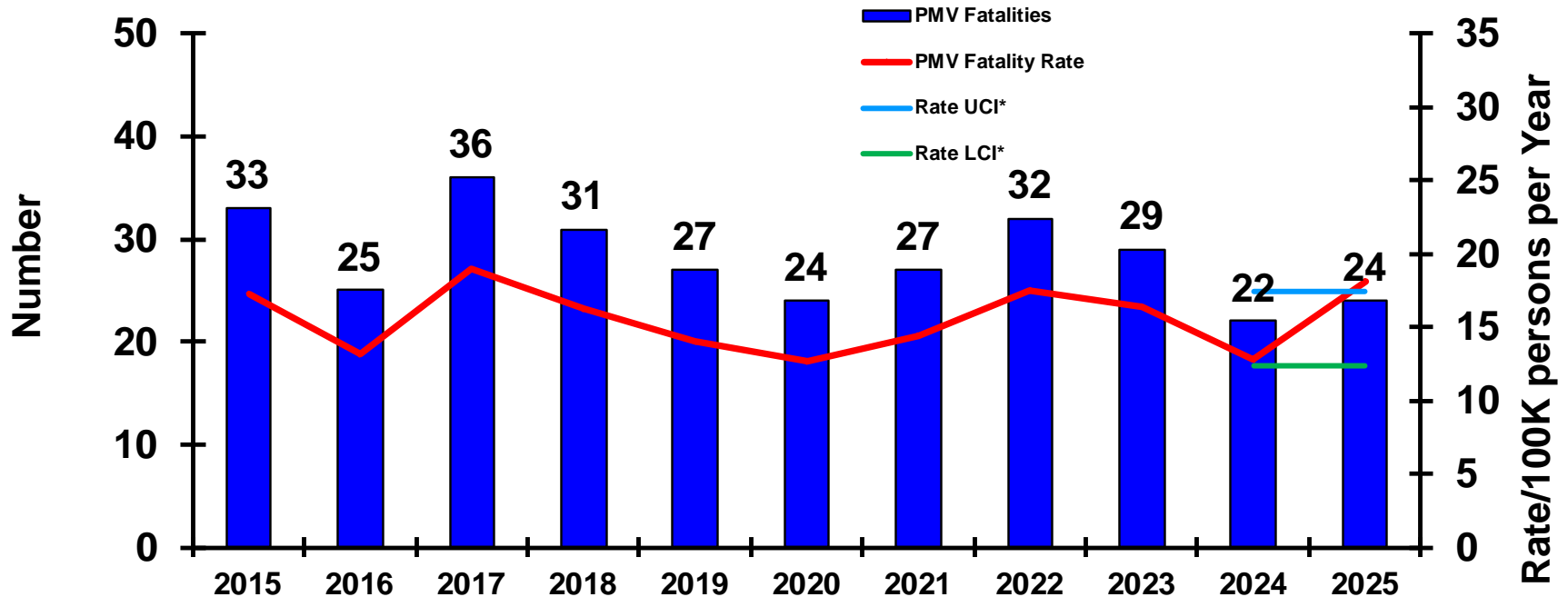
	PMV-4		PMV-2		PMV-0	
	8-Jul-25	8-Jul-24	8-Jul-25	8-Jul-24	8-Jul-25	8-Jul-24
CLASS A MISHAPS/MISHAP RATE FY COMPARISON:	9/6.80	7/5.29	13/9.82	10/7.55	3/2.27	2/1.51
FY24 MISHAPS/MISHAP RATE:	7/4.06		11/6.37		3/1.74	
10-YEAR AVERAGE (FY15-FY24) MISHAPS/MISHAP RATE:	14.20/7.62		11.90/6.39		2.90/1.56	

\*see last slide for definition of UCI/LCI



# CLASS 'A' - PRIVATE MOTOR VEHICLE (PMV) FATALITIES

(This slide is the summary slide for Slides 41-43. Slides 41-43 provide additional detailed information)

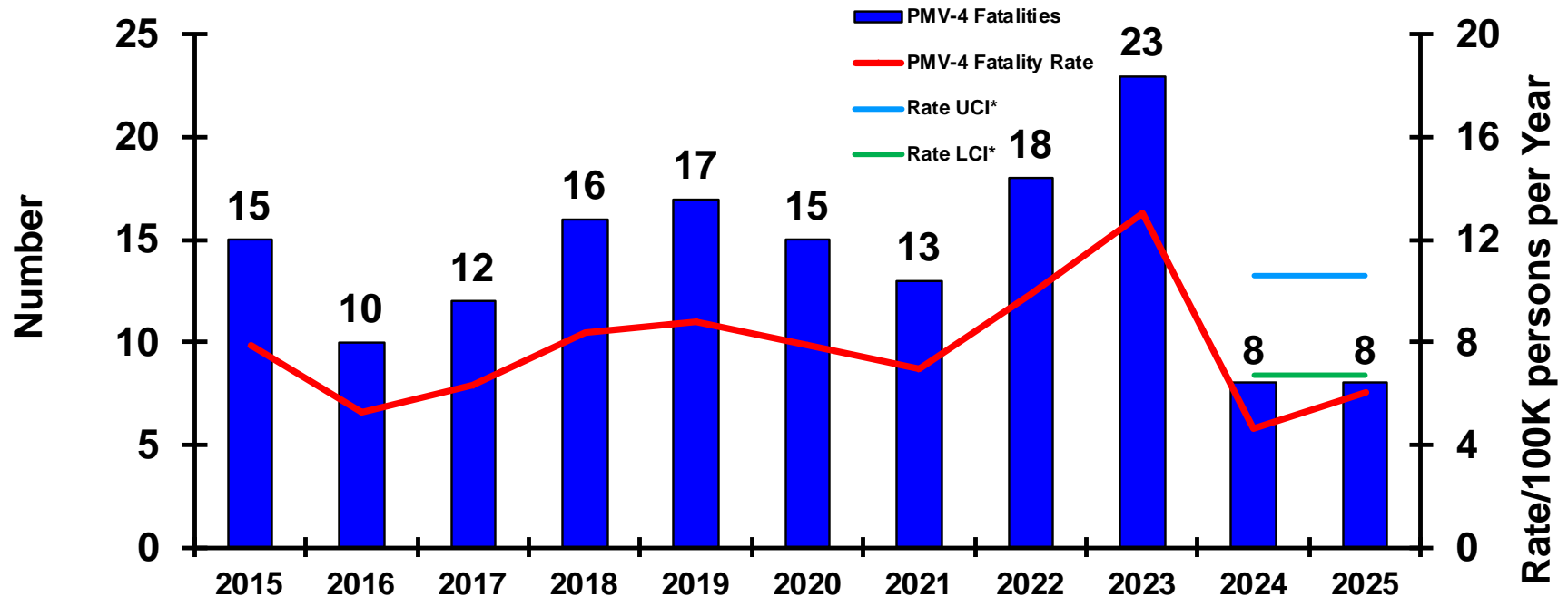


	8-Jul-25	8-Jul-24
CLASS A FATALITIES/FATALITY RATE FY COMPARISON:	24/18.13	20/15.11
FY24 FATALITIES/FATALITY RATE:	22/12.75	
10-YEAR AVERAGE (FY15-FY24) FATALITIES/FATALITY RATE:	28.60/15.35	

\*see last slide for definition of UCI/LCI



# CLASS 'A' - AUTOMOBILE (PMV-4) FATALITIES

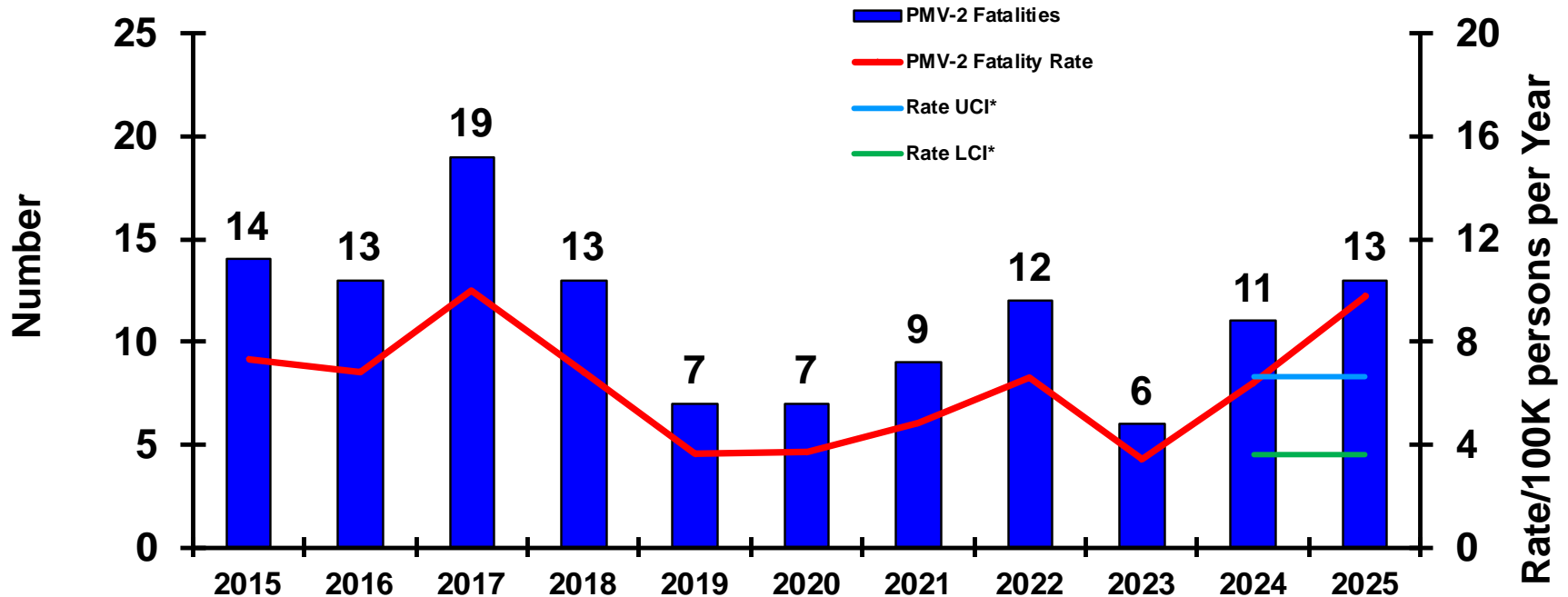


Slide does not show Permanent Total Disability (PTD) : FY25 - 1

	8-Jul-25	8-Jul-24
CLASS A FATALITIES/FATALITY RATE FY COMPARISON:	8/6.04	8/6.04
FY24 FATALITIES/FATALITY RATE:	8/4.64	
10-YEAR AVERAGE (FY15-FY24) FATALITIES/FATALITY RATE:	14.70/7.89	



# CLASS 'A' - MOTORCYCLE (PMV-2) FATALITIES



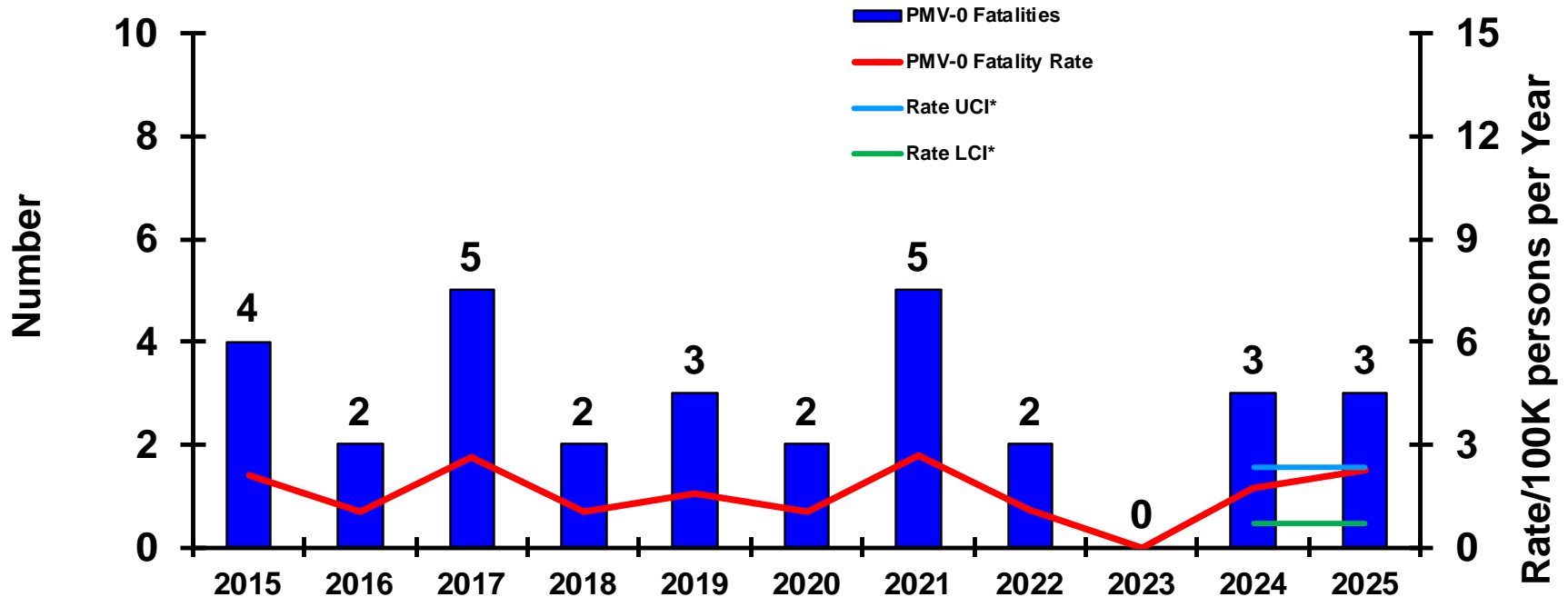
	8-Jul-25	8-Jul-24
CLASS A FATALITIES/FATALITY RATE FY COMPARISON:	13/9.82	10/7.55
FY24 FATALITIES/FATALITY RATE:	11/6.37	
10-YEAR AVERAGE (FY15-FY24) FATALITIES/FATALITY RATE:	11.10/5.96	

\*see last slide for definition of UCI/LCI





# CLASS 'A' - PEDESTRIAN (PMV-0) FATALITIES

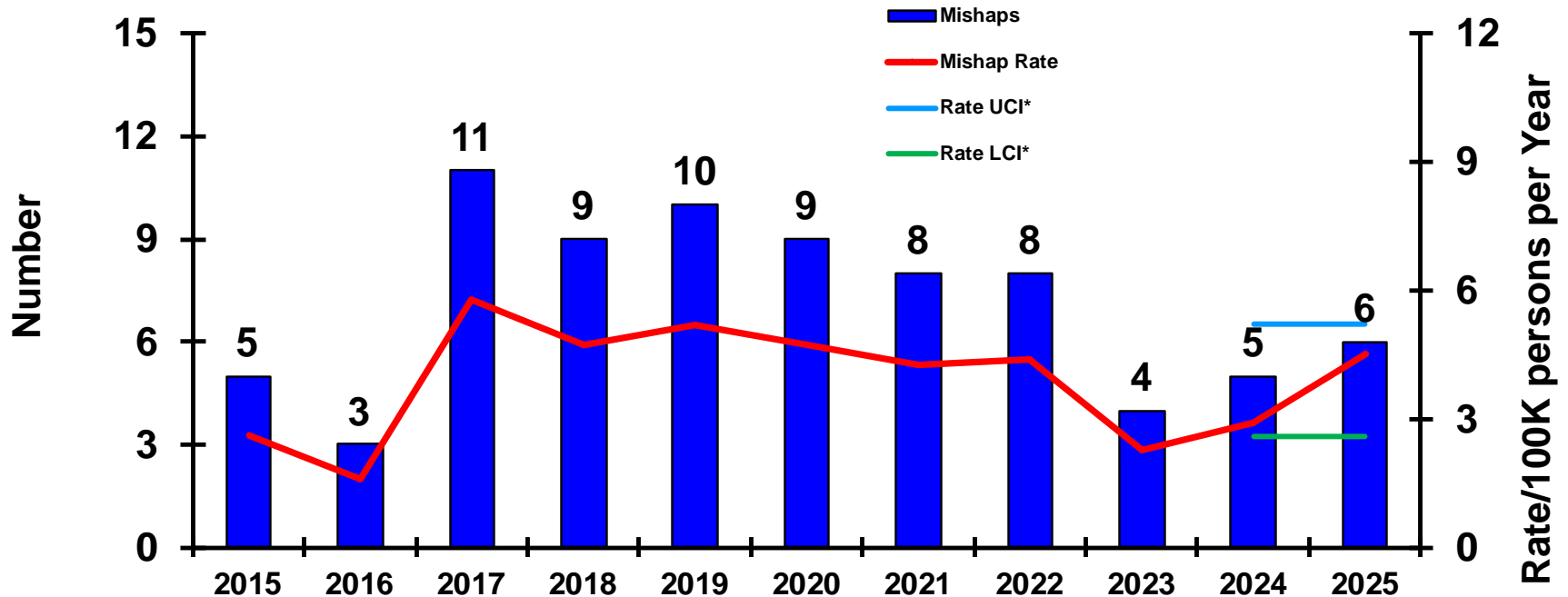


	8-Jul-25	8-Jul-24
CLASS A FATALITIES/FATALITY RATE FY COMPARISON:	3/2.27	2/1.51
FY24 FATALITIES/FATALITY RATE:	3/1.74	
10-YEAR AVERAGE (FY15-FY24) FATALITIES/FATALITY RATE:	2.80/1.50	

\*see last slide for definition of UCI/LCI



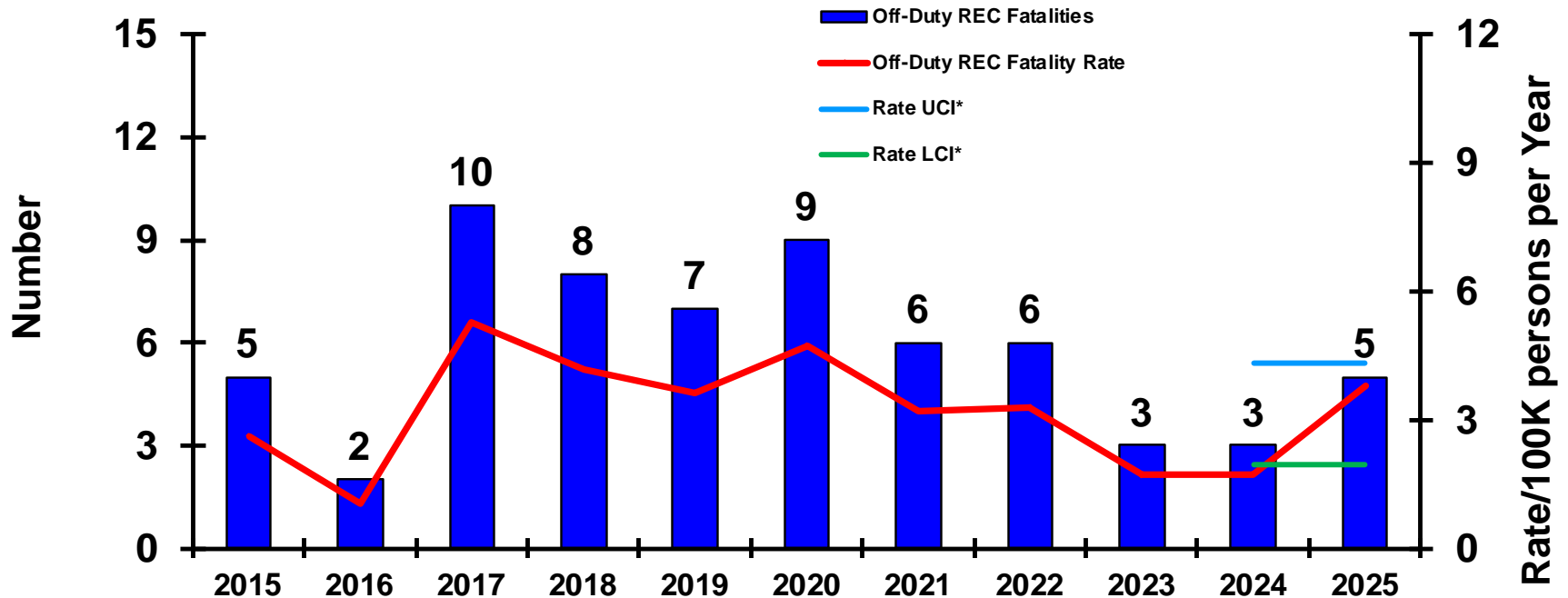
# CLASS 'A' - OFF-DUTY/REC MISHAPS



	8-Jul-25	8-Jul-24
CLASS A MISHAPS/MISHAP RATE FY COMPARISON:	6/4.53	3/2.27
FY24 MISHAPS/MISHAP RATE:	5/2.90	
10-YEAR AVERAGE (FY15-FY24) MISHAPS/MISHAP RATE:	7.20/3.86	



# CLASS 'A' - OFF-DUTY/REC FATALITIES

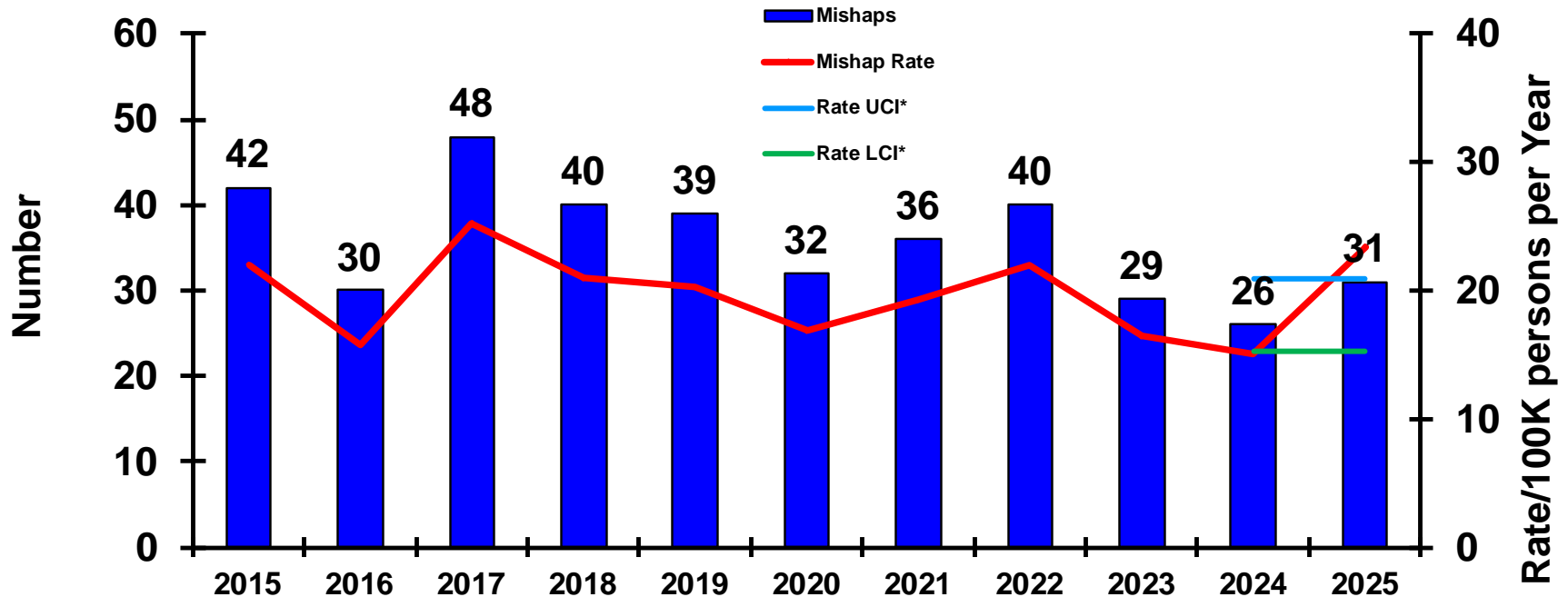


Slide does not show Permanent Total Disability (PTD) : FY25 - 1

	8-Jul-25	8-Jul-24
CLASS A FATALITIES/FATALITY RATE FY COMPARISON:	5/3.78	1/0.76
FY24 FATALITIES/FATALITY RATE:	3/1.74	
10-YEAR AVERAGE (FY15-FY24) FATALITIES/FATALITY RATE:	5.90/3.17	



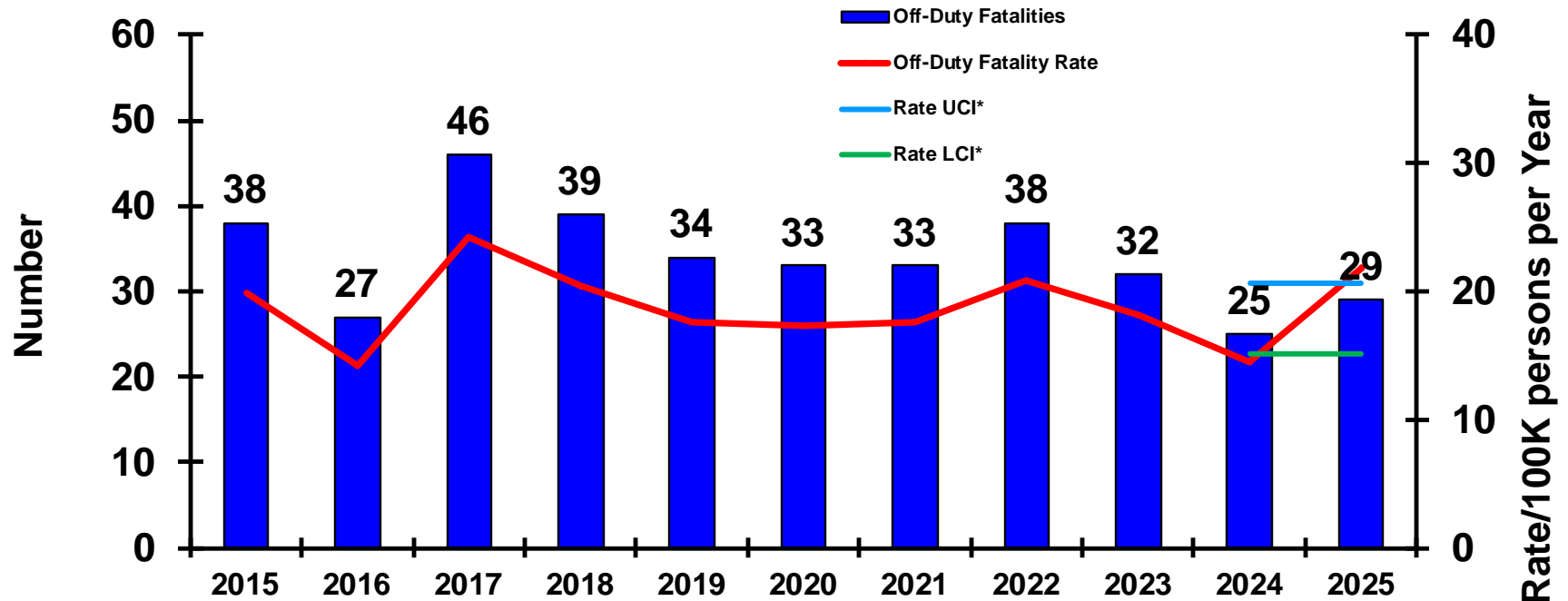
# CLASS 'A' - OFF-DUTY MISHAPS



	8-Jul-25	8-Jul-24
CLASS A MISHAPS/MISHAP RATE FY COMPARISON:	31/23.41	22/16.62
FY24 MISHAPS/MISHAP RATE:	26/15.06	
10-YEAR AVERAGE (FY15-FY24) MISHAPS/MISHAP RATE:	36.20/19.43	



# CLASS 'A' - OFF-DUTY FATALITIES



Slide does not show Government Civilian Fatalities: FY25 - 0

Slide does not show Permanent Total Disability (PTD) : FY25 - 2

	8-Jul-25	8-Jul-24
<b>CLASS A FATALITIES/FATALITY RATE FY COMPARISON:</b>	29/21.90	21/15.86
<b>FY24 FATALITIES/FATALITY RATE:</b>	25/14.48	
<b>10-YEAR AVERAGE (FY15-FY24) FATALITIES/FATALITY RATE:</b>	34.50/18.52	



# **USN - SHORT NARRATIVES**

## **USN CLASS 'A' - AVIATION CLASS A MISHAPS (includes UAS/UAV, FRMs and AGMs not included in the Flight Slide) (9)**

- **CLASS A FLIGHT MISHAPS (8)**
  - 2 Jun 2025 (Milton FL) TH-73A hard landing, both aviators sustained minor injuries.
  - 6 May 2025 (Location Withheld – OPSEC) F/A-18F experienced landing mishap, both aircrew ejected and sustained minor injuries.
  - 28 Mar 2025 (Milton, FL) TH-57C experienced hard landing during taxiing, injury sustained by one aircrew.
  - 21 Mar 2025 (Location Withheld – OPSEC) E-2D had an inflight mishap, landed safely, no injury to aircrew.
  - 12 Feb 2025 (IVO NAS North Island, San Diego, CA) E/A-18G departed end of the runway, both aviators ejected safely with minor injuries.
  - 27 Dec 2024 (Location Withheld – OPSEC) MH-60S experienced hard landing, no injuries reported.
  - 22 Dec 2024 (Location Withheld – OPSEC) F/A-18F allegedly struck by friendly fire, both aircrew ejected safely, minor injuries reported.
  - 15 Oct 2024 (IVO Mt Rainer, Washington) EA-18G crashed during training evolution; crew deceased.
- **CLASS 'A' FLIGHT-RELATED MISHAPS (FREL) (0)**
  - NSTR
- **CLASS 'A' AGM MISHAPS (1)**
  - 16 Jan 2025 (NAS Fallon, NV) F-16C experienced engine damage during maintenance-related engine turn. No injuries reported.
- **CLASS 'A' MISHAP – UAV (0)**
  - NSTR



# **USN - SHORT NARRATIVES**

## **USN CLASS 'A' - AFLOAT MISHAPS (5)**

- **CLASS A SURFACE SHIP MISHAPS (3)**
  - 12 Feb 2025 (Location Withheld – OPSEC) USS Ship had collision underway, no injury to crew.
  - 27 Jan 2025 (Location Withheld – OPSEC) USS Ship sustained damage to equipment, no injury to crew.
  - 13 Dec 2024 (Location Withheld – OPSEC) USS Ship sustained damage to equipment, no injury to crew.
- **CLASS A SUBMARINE MISHAPS (0)**
  - NSTR
- **CLASS A DIVE/CNIC/NSW/NECC/OTHER MISHAPS (1)**
  - 16 May 2025 (Location Withheld – OPSEC) Unmanned vessel damaged, no injury to personnel.
- **CLASS 'A' MSC AFLOAT MISHAPS (1)**
  - 18 Dec 2024 (Location Withheld – OPSEC) Material damaged during USNS VERTREP, no injury to crew.

## **USN CLASS 'A' - SHORE MISHAPS (4)**

- **CLASS A SHORE MISHAPS (3)**
  - 1 Jul 2025 (Porterville, CA) SVM involved in a training mishap, died at scene.
  - 24 Mar 2025 (Chesapeake, VA) SVM involved in a training mishap, died at hospital.
  - 17 Nov 2024 (Craderock, MD) Fire damaged building and equipment inside. No injury to personnel.
- **CLASS 'A' PHYSICAL TRAINING MISHAPS (1)**
  - 12 Jun 2025 (Great Lakes NB, IL) SVM collapsed during on-duty PT run, died at hospital.

## **USN CLASS 'A' - ON-DUTY MOTOR VEHICLE MISHAPS (0)**

- **CLASS 'A' TACTICAL VEHICLE MISHAPS (0)**
  - NSTR
- **CLASS 'A' COMMERCIAL VEHICLE MISHAPS (0)**
  - NSTR



# **USN - SHORT NARRATIVES**

## **USN CLASS 'A' - PMV FATALITIES (36)**

- **PMV-4 FATALITIES (12)**
  - 8 Jun 2025 (San Diego, CA) SVM involved in a single motor vehicle accident, died at scene.
  - 8 Jun 2025 (Virginia Beach, VA) 3 x SVM involved in a single motor vehicle accident, all died at scene.
  - 4 Jun 2025 (San Diego, CA) SVM involved in a motor vehicle accident on base, died at scene.
  - 31 May 2025 (Guantanamo Bay, Cuba) SVM involved in a motor vehicle accident, died at hospital.
  - 21 May 2025 (San Diego, CA) SVM involved in a motor vehicle accident on base, died at scene.
  - 10 May 2025 (San Diego, CA) SVM involved in a motor vehicle accident on base, died at scene.
  - 4 May 2025 (Naval Base Great Lakes, IL) SVM involved in a motor vehicle accident on base, died at scene.
  - 12 Apr 2025 (Bremerton, WA) SVM involved in a motor vehicle accident, died at scene.
  - 29 Jan 2025 (Pensacola, FL) SVM involved in a motor vehicle accident, died at hospital on 5 Feb 2025.
  - 27 Nov 2024 (Vallejo, CA) SVM involved in a motor vehicle accident, died at scene.
  - 12 Nov 2024 (Chinquapin, NC) SVM involved in a motor vehicle accident, died at scene.
  - 7 Nov 2024 (Lumber City, GA) SVM involved in a motor vehicle accident, died at scene.
- **PMV-2 FATALITIES (24)**
  - 8 Jul 2025 (San Diego, CA) SVM involved in a motorcycle accident, died at hospital.
  - 7 Jun 2025 (Meadville, PA) SVM involved in a motorcycle accident, died at scene.
  - 5 Jun 2025 (Portsmouth, RI) SVM involved in a motorcycle accident, succumbed to injuries on 6 Jun 25 in hospital.
  - 31 May 2025 (Poway, CA) SVM involved in a motorcycle accident, died at scene.
  - 27 May 2025 (Pensacola, FL) SVM involved in a motorcycle accident, succumbed to injuries on 2 Jun 25 in hospital.
  - 12 May 2025 (Norfolk, VA) SVM involved in a motorcycle accident, died at hospital.
  - 29 Apr 2025 (Jacksonville, FL) SVM involved in a motorcycle accident, died at scene.
  - 27 Apr 2025 (Sicily, IT) SVM involved in a motorcycle accident, succumbed to injuries on 28 Apr 25 in hospital.
  - 9 Apr 2025 (Honolulu, HI) SVM involved in a motorcycle accident, died at hospital.
  - 19 Mar 2025 (Charleston, SC) SVM involved in a motorcycle accident, died at hospital.
  - 14 Mar 2025 (Pensacola, FL) SVM involved in a motorcycle accident, died at hospital.
  - 23 Feb 2025 (Fairfax, VA) SVM involved in a motorcycle accident, died at scene.
  - 2 Feb 2025 (Hampton, VA) SVM involved in a motorcycle accident, died at scene.
  - 26 Jan 2025 (Jacksonville, FL) SVM involved in a motorcycle accident, died at scene.
  - 28 Dec 2024 (San Diego, CA) SVM involved in a motorcycle accident, died at scene.
  - 13 Dec 2024 (El Cajon, CA) SVM involved in a motorcycle accident, died at scene.
  - 1 Dec 2024 (Norfolk, VA) SVM involved in a motorcycle accident, died at scene.





# **USN - SHORT NARRATIVES**

## **USN CLASS 'A' - PMV FATALITIES (36) - Continued**

- **PMV-2 FATALITIES (24)**
  - 27 Nov 2024 (Jacksonville, FL) SVM involved in a motorcycle accident, died at scene.
  - 25 Nov 2024 (Hampton, VA) SVM involved in a motorcycle accident, died at scene.
  - 8 Nov 2024 (Groton, CT) SVM involved in a motorcycle accident, died at scene.
  - 7 Nov 2024 (Oak Harbor, WA) SVM involved in a motorcycle accident, died at hospital.
  - 31 Oct 2024 (St. Mary's, GA) SVM involved in a motorcycle accident, died at scene.
  - 22 Oct 2024 (Honolulu, HI) SVM involved in a motorcycle accident, died at scene.
  - 2 Oct 2024 (Kingsland, GA) SVM involved in a motorcycle accident, died at scene.
- **PMV-0 FATALITIES (0)**
  - NSTR

## **USN CLASS 'A' USN - OFF-DUTY/RECREATIONAL FATALITIES (4)**

- **OFF-DUTY/REC FATALITIES (4)**
  - 18 Jan 2025 (Maui, HI) SVM drowned while snorkeling, died at hospital.
  - 6 Dec 2024 (Ipan, Guam) SVM suffered drowning on beach, succumbed to injury on 7 Dec 24,
  - 25 Nov 2024 (Yokosuka, Japan) Sailor fell off base from an unknown height, succumbed to injuries.
  - 3 Nov 2024 (NS Meridian, MS) SVM suffered medical emergency, died at hospital.

## **USN CLASS 'A' – PERMANENT TOTAL DISABILITIES (1)**

- 19 Dec 2024 (Vail, CO) MIDN involved in a skiing accident while on leave, resulting on permanent total disability.



# **USMC - SHORT NARRATIVES**

## **USMC CLASS 'A' AVIATION MISHAPS (includes UAS/UAV, FRMs and AGMs not included in the Flight Slide) (3)**

- **CLASS A FLIGHT MISHAPS (2)**
  - 20 Dec 2024 (MCB Camp Pendleton, CA) CH-53E had inflight emergency, landed safely, all crew egressed, no injuries reported.
  - 25 Oct 2024 (MCAS Yuma, AZ) CH-53E: Aircraft crashed on takeoff. Aircraft repairable. Multiple minor injuries reported.
- **CLASS 'A' FLIGHT-RELATED MISHAPS (FREL) (0)**
  - NSTR
- **CLASS 'A' AGM MISHAPS (1)**
  - 30 Apr 2025 (MCAS Iwakuni, Japan) F-35B experience engine fire on deck during maintenance evolution, one person sustained minor injuries.
- **CLASS 'A' MISHAP – UAV (0)**
  - NSTR

## **USMC CLASS 'A' GROUND MISHAPS (4)**

- **CLASS A GROUND MISHAPS (3)**
  - 6 Feb 2025 (Location Withheld – OPSEC) SVM perished in an aircraft accident.
  - 20 Dec 2024 (Camp Lejeune, NC) SVM involved in a training event, died at hospital.
  - 7 Dec 2024 (MCB Camp Pendleton, CA) SVM involved in a command-directed hike, succumbed to injuries enroute to the hospital.
- **CLASS A PHYSICAL TRAINING MISHAPS (1)**
  - 24 Jun 2025 (Orlando, FL) SVM collapsed during PFT, died at hospital.



# **USMC - SHORT NARRATIVES**

## **USMC CLASS 'A' ON-DUTY MOTOR VEHICLE MISHAPS (2)**

- **CLASS 'A' TACTICAL VEHICLE MISHAPS (1)**

- 8 Nov 2024 (MCB Camp Pendleton, CA) SVM sustained fatal injury during work evolution.

- **CLASS 'A' COMMERCIAL VEHICLE MISHAPS (1)**

- 15 April 2025 (El Paso, TX) 3 x SVM injured in a motor vehicle accident on duty, two succumbed to their injuries at the hospital.

## **USMC CLASS 'A' PMV FATALITIES (24)**

- **PMV-4 FATALITIES (8)**

- 22 Jun 2025 (Fairfax, VA) SVM involved in a motor vehicle accident, died at hospital.
- 6 Jun 2025 (Hampstead, MD) SVM involved in a single motor vehicle accident, all died at scene.
- 1 Mar 2025 (Holly Ridge, NC) SVM involved in a motor vehicle accident, died at scene.
- 30 Dec 2024 (Houston, TX) SVM involved in a motor vehicle accident, died at hospital.
- 24 Dec 2024 (Augusta, GA) SVM involved in a motor vehicle accident, succumbed to injuries on 24 Dec 24.
- 22 Dec 2024 (Klamouth County, OR) SVM involved in a motor vehicle accident, died at scene.
- 15 Dec 2024 (Punalu'u, HI) SVM involved in a motor vehicle accident, succumbed to injuries on 19 Dec 24.
- 6 Dec 2024 (Richland, NC) SVM involved in a motor vehicle accident, died at scene.

- **PMV-2 FATALITIES (13)**

- 2 Jul 2025 (Kailua, HI) SVM involved in a motorcycle accident, died at scene.
- 19 Jun 2025 (Chesterfield, VA) SVM involved in a motorcycle accident, died at hospital.
- 29 May 2025 (San Antonio, TX) SVM involved in a motorcycle accident, died at hospital.
- 15 May 2025 (Okinawa, Japan) SVM involved in a motorcycle accident, died at scene.
- 31 Mar 2025 (Manning, SC) SVM involved in a motorcycle accident, died at scene.
- 20 Mar 2025 (Escondido, CA) SVM involved in a motorcycle accident, died at hospital.
- 19 Jan 2025 (Panorama, CA) SVM involved in a motorcycle accident, died at scene.
- 14 Dec 2024 (Menifee, CA) SVM involved in a motorcycle accident, died at scene.
- 19 Nov 2024 (IVO Kin, Okinawa, Japan) SVM involved in a motorcycle accident, died at hospital.
- 31 Oct 2024 (Santa Ana, CA) SVM involved in a motorcycle accident, died at hospital on 4 Nov 24.
- 27 Oct 2024 (St Louis, MO) SVM involved in a motorcycle accident, died at scene.
- 17 Oct 2024 (Jacksonville, NC) SVM involved in a motorcycle accident, died at hospital.
- 15 Oct 2024 (Oceanside, CA) SVM involved in a motorcycle accident, died at scene.



# **USMC - SHORT NARRATIVES**

## **USMC CLASS 'A' PMV FATALITIES (24) - Continued**

### **PMV-0 FATALITIES (3)**

- 26 May 2025 (Kissimmee, FL) SVM involved in a motor vehicle accident, exited vehicle, hit by another vehicle, died at scene.
- 12 Mar 2025 (Tampa, FL) SVM was struck by motor vehicle while running, died at hospital.
- 8 Feb 2025 (Los Angeles, CA) SVM was struck by motor vehicle on highway, deceased at scene.

## **USMC CLASS 'A' OFF-DUTY/RECREATIONAL FATALITIES (5)**

### **• OFF-DUTY/REC FATALITIES (5)**

- 29 Jun 2025 (Lewisville, TX) SVM dove in lake, presumed deceased.
- 3 May 2025 (Mount Funaro, Japan) SVM on leave hiking with another service member, died at hospital.
- 24 Dec 2024 (Grand Junction, CO) SVM involved in a skiing accident, died at hospital on 6 Jan 25.
- 20 Dec 2024 (Bangui, Ilocos Norte, Philippines) SVM drowned during training event.
- 12 Oct 2024 (Raleigh, NC) SVM sustained injury from accidental personal firearm discharge, died at scene.

## **USMC CLASS 'A' – PERMANENT TOTAL DISABILITIES (2)**

- 12 Apr 2025 (Jacksonville, FL) SVM involved in a motor vehicle accident, resulting in permanent total disability (PTD).
- 3 Nov 2024 (Martinsburg, WV) SVM involved in an off-duty/off-road motorcycle accident resulting in permanent total disability (PTD) .



# *Mishap Confidence Interval*



- UCI = Upper Confidence Interval    LCI = Lower Confidence Interval
- Rate values above the UCI or below the LCI infer a statistically significant change is probable. This is only an indicator. Significance cannot be determined until end-of-year.
- Values between the UCI and LCI infer that nothing significant has occurred to increase or decrease mishap rate.

(Confidence Interval is based on: Poisson Rate related to a Chi Squared Distribution and calculated using FY16-20 data except for the Lost Work Days and Lost Time Case slides which were based on a normal distribution).