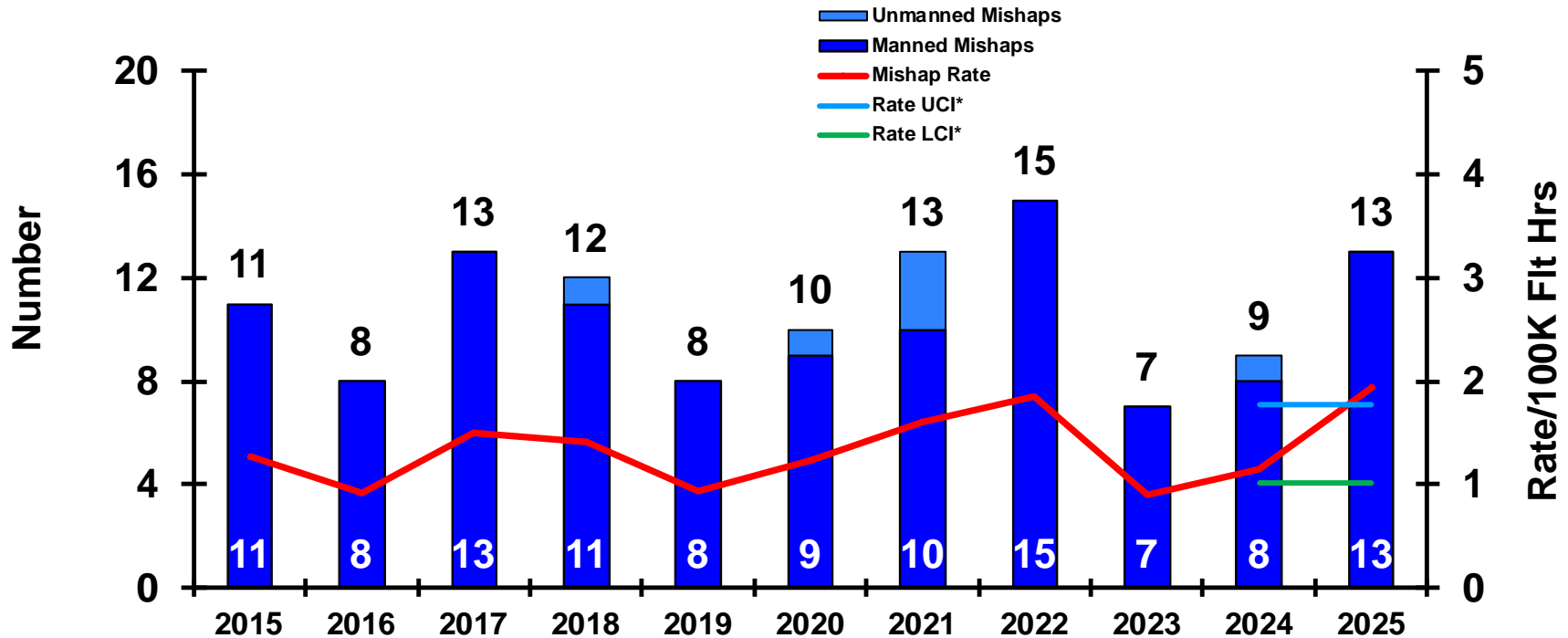




CLASS 'A' - AVIATION MISHAPS

(This slide is the summary slide for Slides 2-4. Slides 2-4 provide additional detailed information)

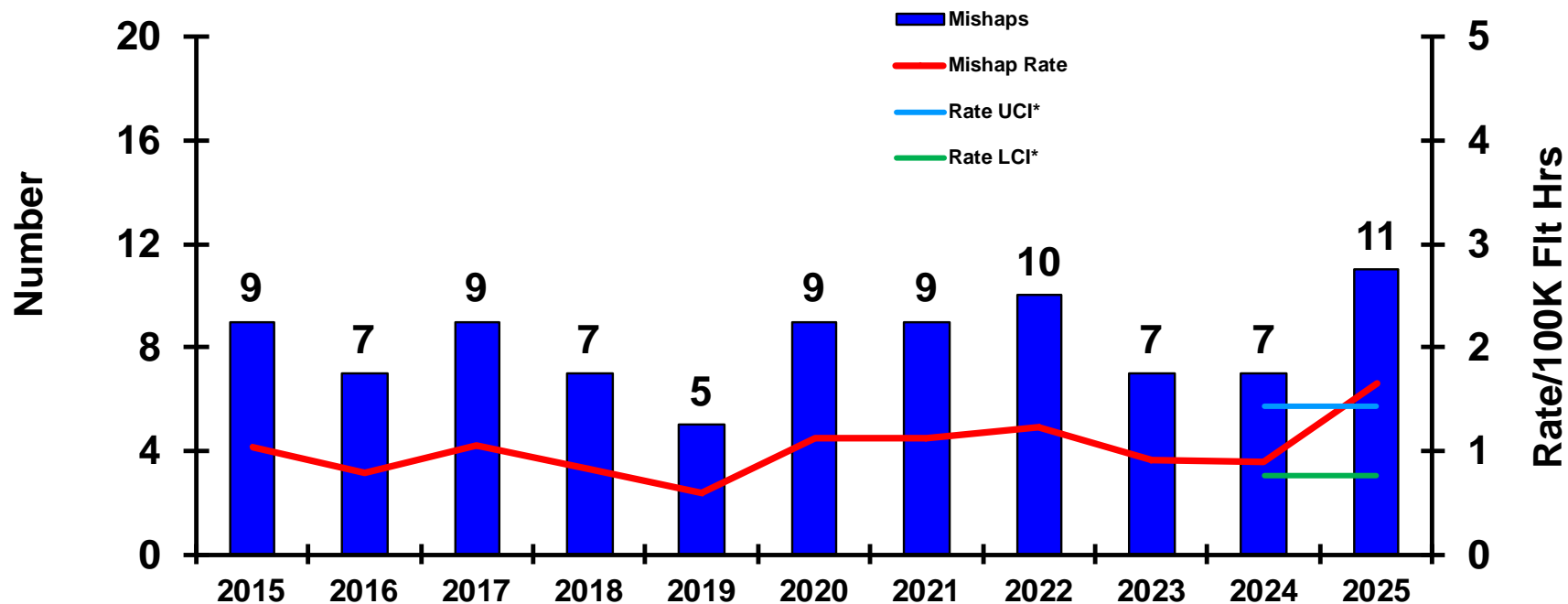


| | 26-Aug-25 | 26-Aug-24 |
|--|------------|-----------|
| CLASS A MISHAPS/MISHAP RATE FY COMPARISON: | 13/1.94 | 9/1.28 |
| FY24 MISHAPS/MISHAP RATE: | 9/1.15 | |
| 10-YEAR AVERAGE (FY15-FY24) MISHAPS/MISHAP RATE: | 10.60/1.28 | |



CLASS 'A' - FLIGHT MISHAPS

Manned Aircraft Only



CLASS A MISHAPS/MISHAP RATE FY COMPARISON:

FY24 MISHAPS/MISHAP RATE:

10-YEAR AVERAGE (FY15-FY24) MISHAPS/MISHAP RATE:

26-Aug-25

11/1.65

7/0.90

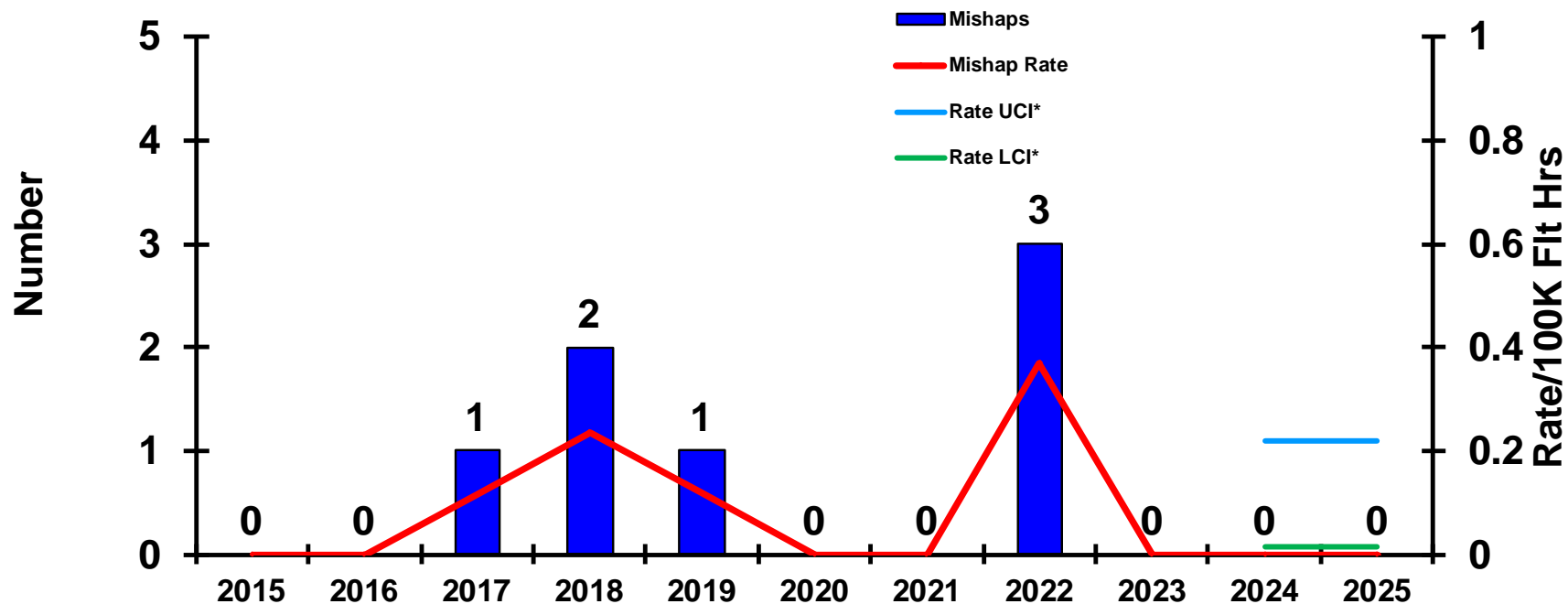
7.90/0.95

26-Aug-24

7/1.00



CLASS 'A' - FLIGHT-RELATED (FREL) MISHAPS *Manned Aircraft Only*



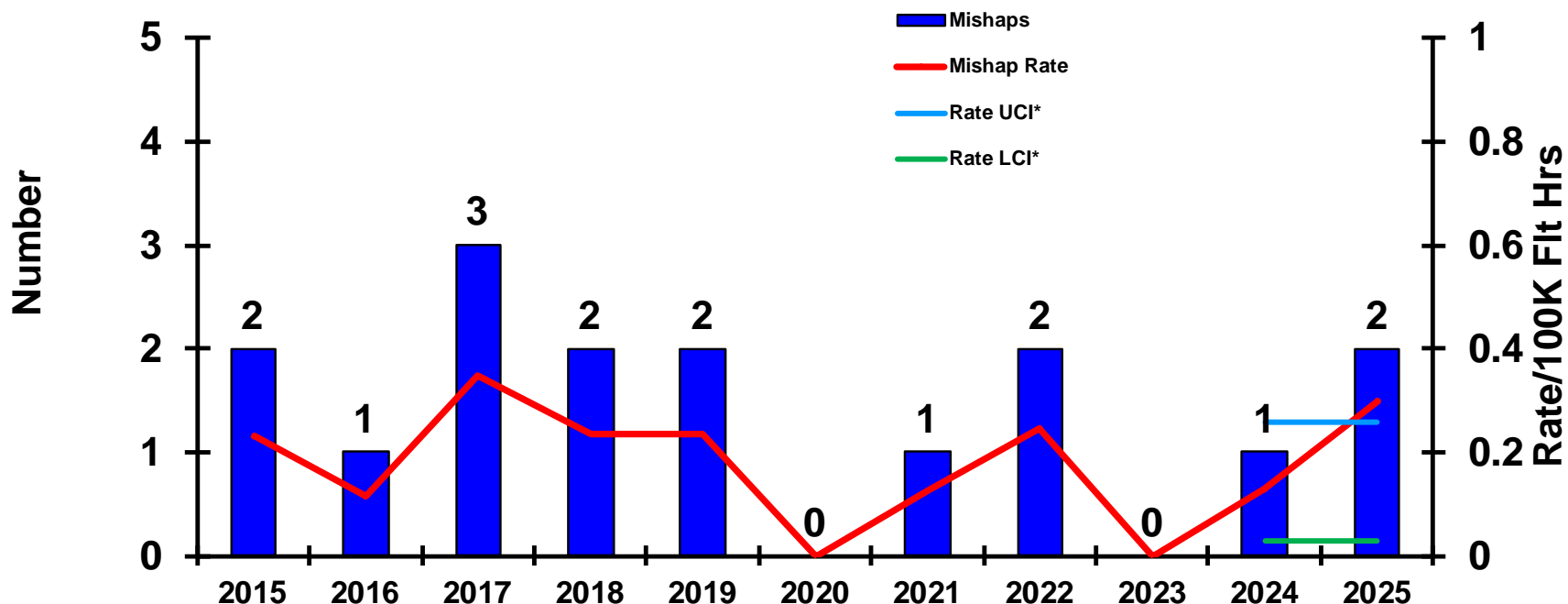
| | 26-Aug-25 | 26-Aug-24 |
|--|-----------|-----------|
| CLASS A MISHAPS/MISHAP RATE FY COMPARISON: | 0/0.00 | 0/0.00 |
| FY24 MISHAPS/MISHAP RATE: | 0/0.00 | |
| 10-YEAR AVERAGE (FY15-FY24) MISHAPS/MISHAP RATE: | 0.70/0.08 | |



CLASS 'A' - AVIATION GROUND MISHAPS

(AGM)

Manned Aircraft Only



CLASS A MISHAPS/MISHAP RATE FY COMPARISON:

FY24 MISHAPS/MISHAP RATE:

10-YEAR AVERAGE (FY15-FY24) MISHAPS/MISHAP RATE:

26-Aug-25

2/0.30

1/0.13

1.40/0.17

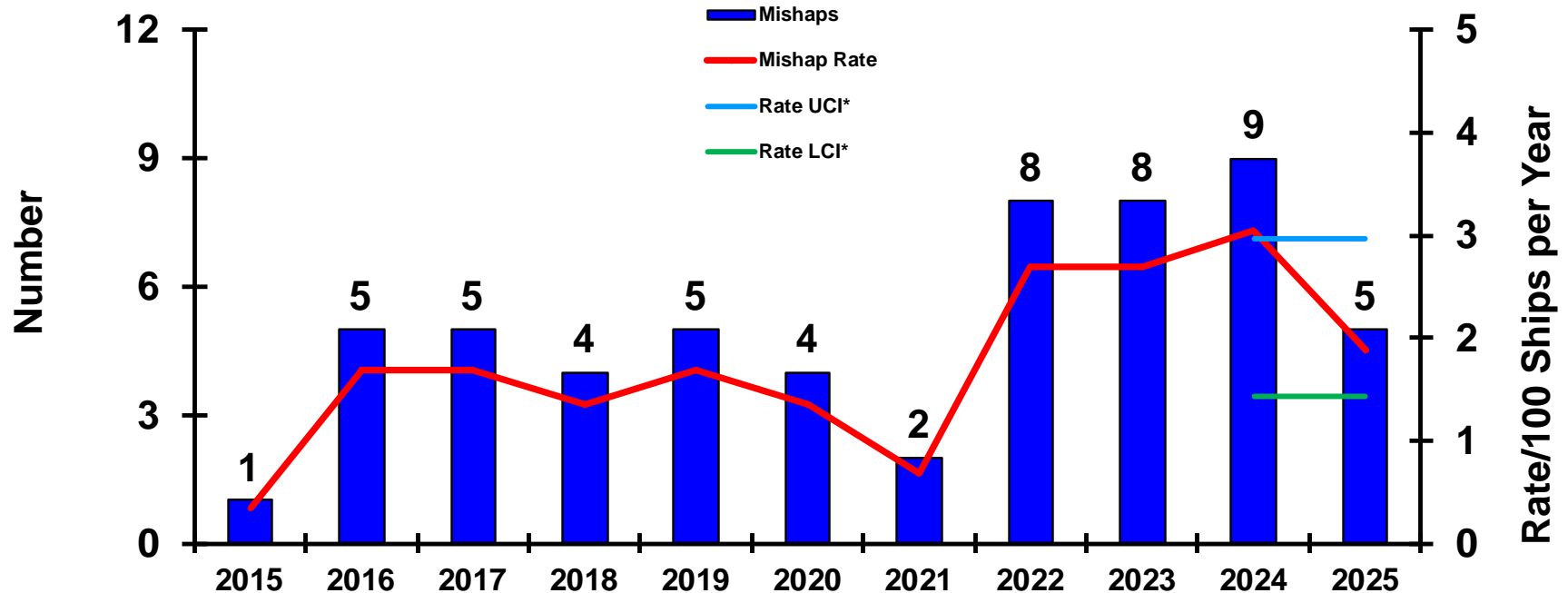
26-Aug-24

1/0.14



CLASS 'A' - AFLOAT MISHAPS

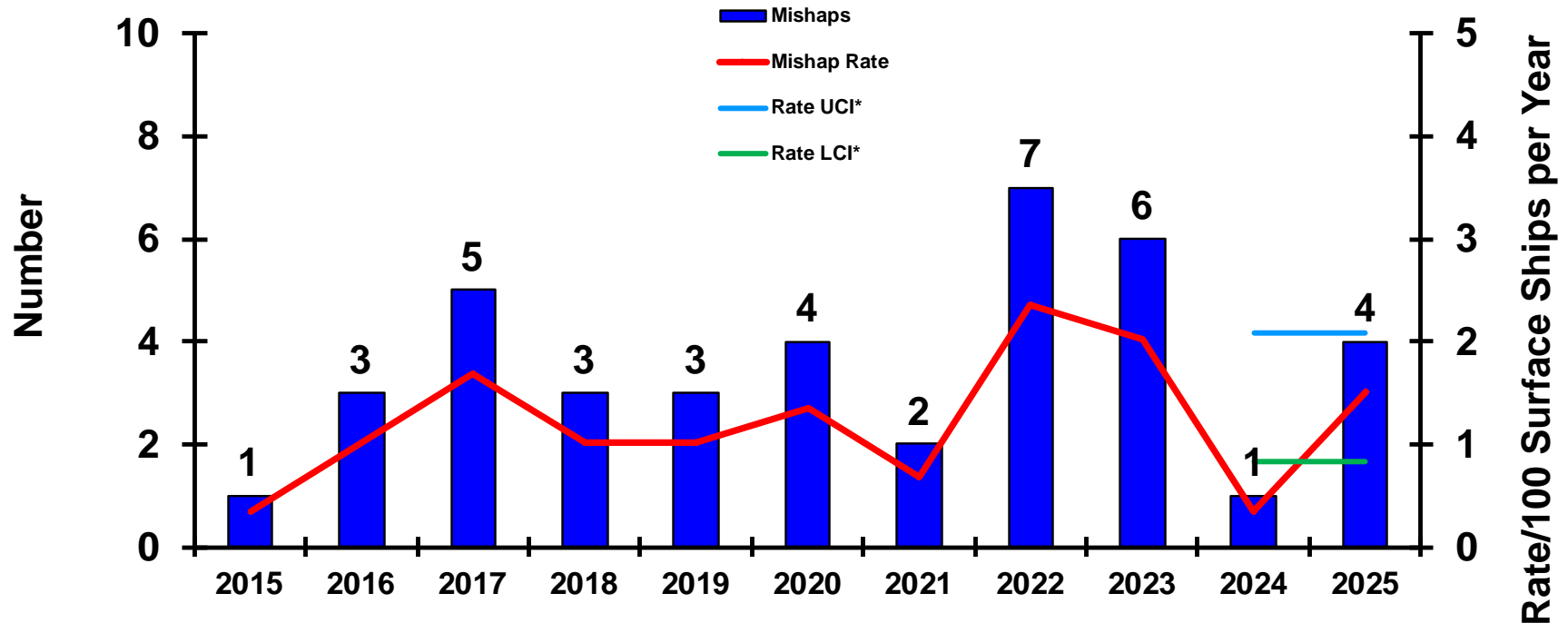
(This slide is the summary slide for Slides 6-9. Slides 6-9 provide additional detailed information)



| | 26-Aug-25 | 26-Aug-24 |
|--|-----------|-----------|
| CLASS A MISHAPS/MISHAP RATE FY COMPARISON: | 5/1.88 | 8/3.01 |
| FY24 MISHAPS/MISHAP RATE: | 9/3.04 | |
| 10-YEAR AVERAGE (FY15-FY24) MISHAPS/MISHAP RATE: | 5.10/1.72 | |



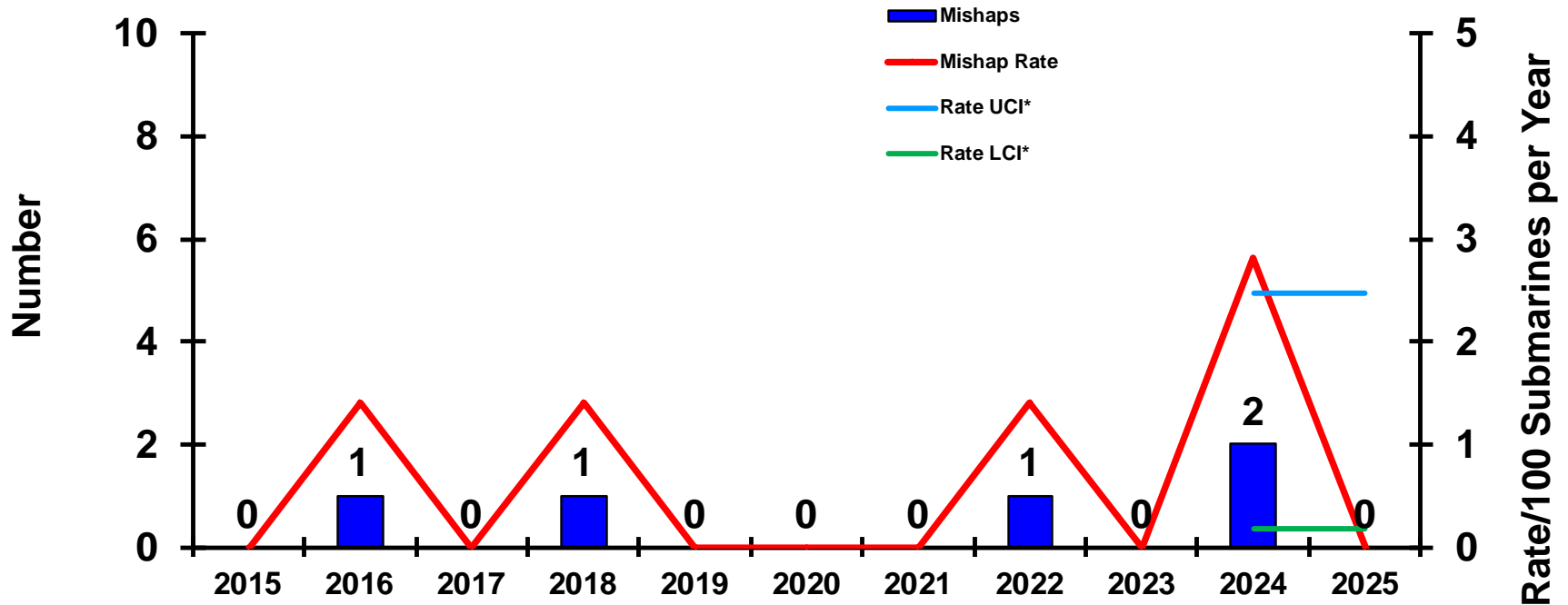
CLASS 'A' - SURFACE SHIP MISHAPS



| | 26-Aug-25 | 26-Aug-24 |
|--|-----------|-----------|
| CLASS A MISHAPS/MISHAP RATE FY COMPARISON: | 4/1.52 | 1/0.38 |
| FY24 MISHAPS/MISHAP RATE: | 1/0.34 | |
| 10-YEAR AVERAGE (FY15-FY24) MISHAPS/MISHAP RATE: | 3.50/1.18 | |



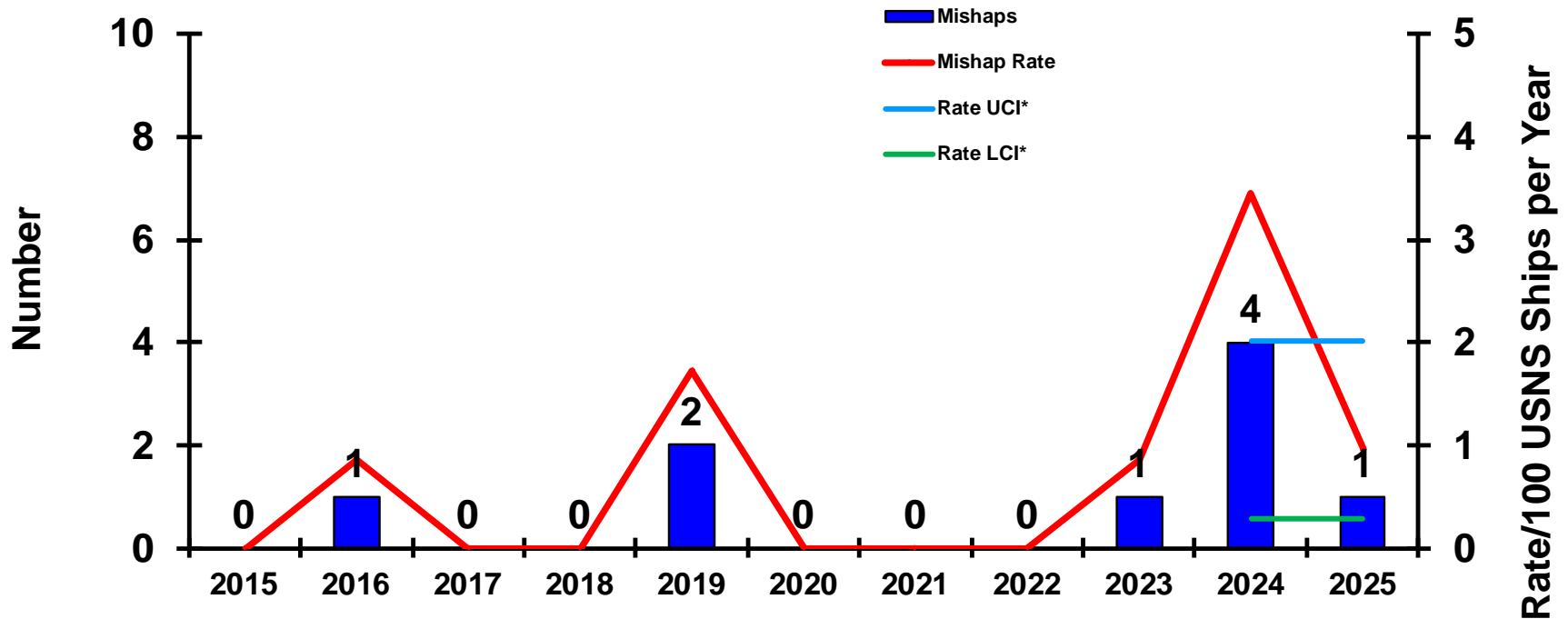
CLASS 'A' - SUBMARINE MISHAPS



| | 26-Aug-25 | 26-Aug-24 |
|--|-----------|-----------|
| CLASS A MISHAPS/MISHAP RATE FY COMPARISON: | 0/0.00 | 2/3.13 |
| FY24 MISHAPS/MISHAP RATE: | 2/2.82 | |
| 10-YEAR AVERAGE (FY15-FY24) MISHAPS/MISHAP RATE: | 0.50/0.70 | |



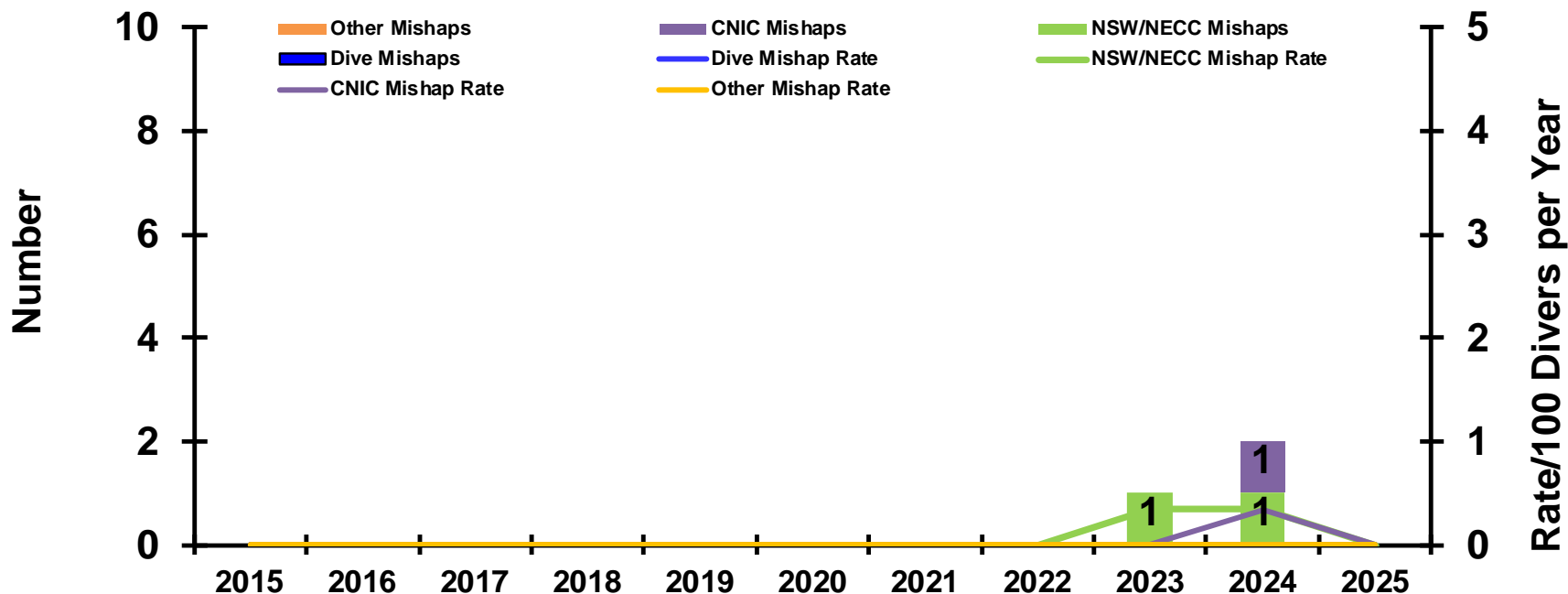
CLASS 'A' - MILITARY SEALIFT COMMAND (MSC) AFLOAT MISHAPS



| | 26-Aug-25 | 26-Aug-24 |
|---|-----------|-----------|
| CLASS A MISHAPS/MISHAP RATE FY COMPARISON: | 1/0.96 | 3/2.88 |
| FY24 MISHAPS/MISHAP RATE: | 4/3.45 | |
| 10-YEAR AVERAGE (FY15-FY24) MISHAPS/MISHAP RATE: | 0.80/0.69 | |



CLASS 'A' – DIVE/CNIC/NSW/NECC/OTHER MISHAPS



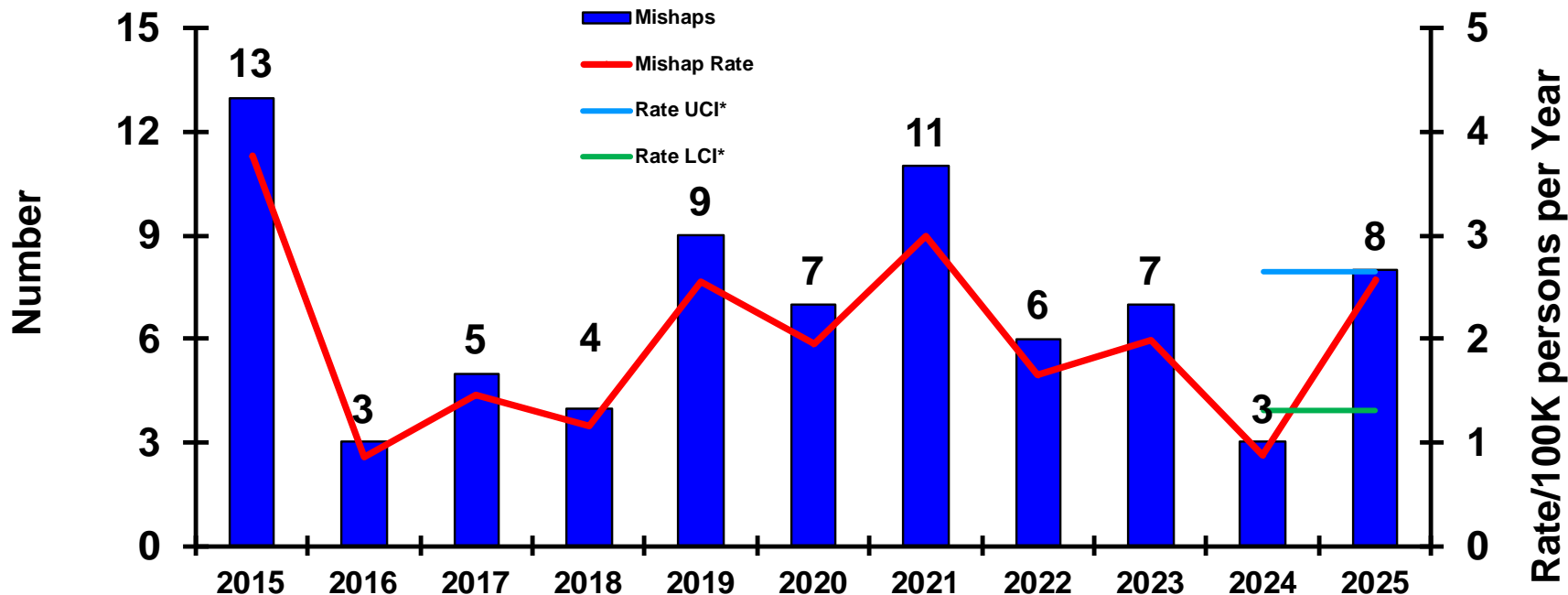
| | Dive | | NSW/NECC | | CNIC | | Other | |
|---------------------------|-----------|-----------|-----------|-----------|-----------|-----------|-----------|-----------|
| | 26-Aug-25 | 26-Aug-24 | 26-Aug-25 | 26-Aug-24 | 26-Aug-25 | 26-Aug-24 | 26-Aug-25 | 26-Aug-24 |
| CLASS A COMPARISON: | 0/0.00 | 0/0.00 | 0/0.00 | 1/0.38 | 0/0.00 | 1/0.38 | 0/0.00 | 0/0.00 |
| FY24 MISHAPS/MISHAP RATE: | 0/0.00 | | 1/0.34 | | 1/0.34 | | 0/0.00 | |
| 10-YEAR AVERAGE | 0.00/0.00 | | 0.20/0.07 | | 0.10/0.03 | | 0.00/0.00 | |

*see last slide for definition of UCI/LCI



CLASS 'A' - SHORE ON-DUTY MISHAPS

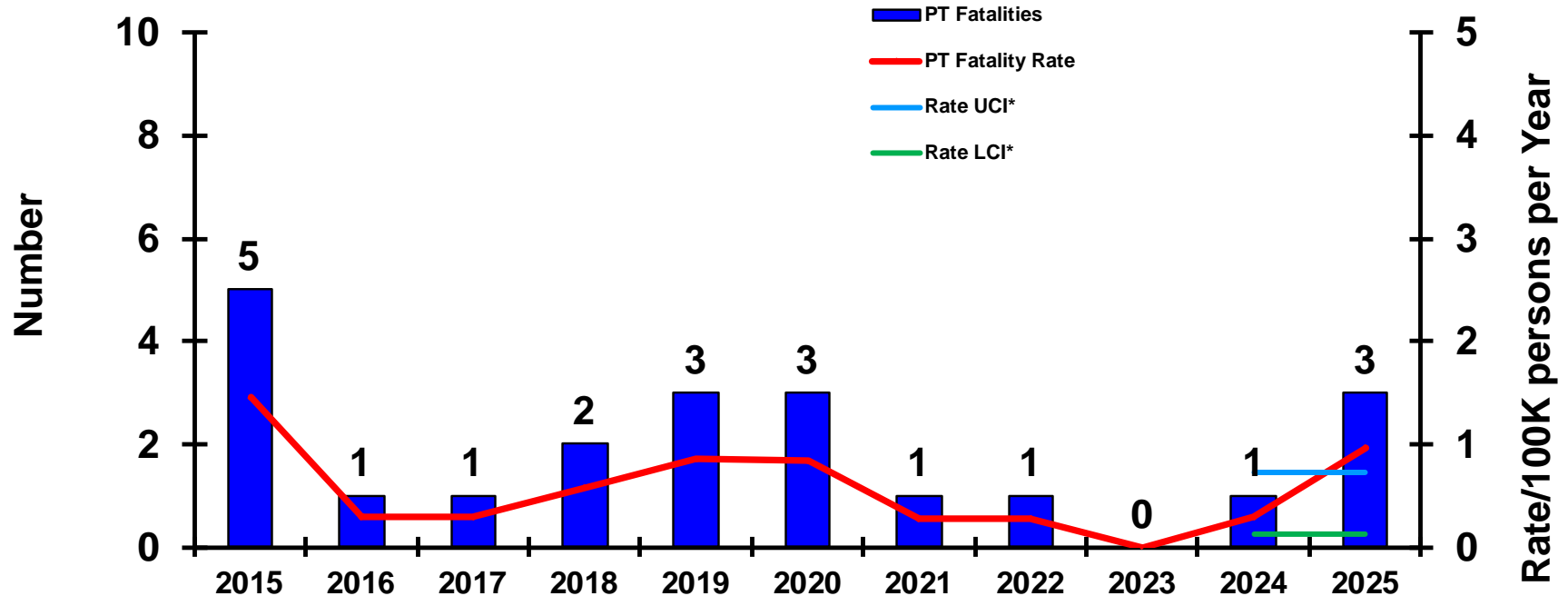
(This slide is the summary slide for Slides 11-14. Slides 11-14 provide additional detailed information)



| | 26-Aug-25 | 26-Aug-24 |
|--|-----------|-----------|
| CLASS A MISHAPS/MISHAP RATE FY COMPARISON: | 8/2.57 | 3/0.96 |
| FY24 MISHAPS/MISHAP RATE: | 3/0.87 | |
| 10-YEAR AVERAGE (FY15-FY24) MISHAPS/MISHAP RATE: | 6.80/1.93 | |



CLASS 'A' - PHYSICAL TRAINING FATALITIES

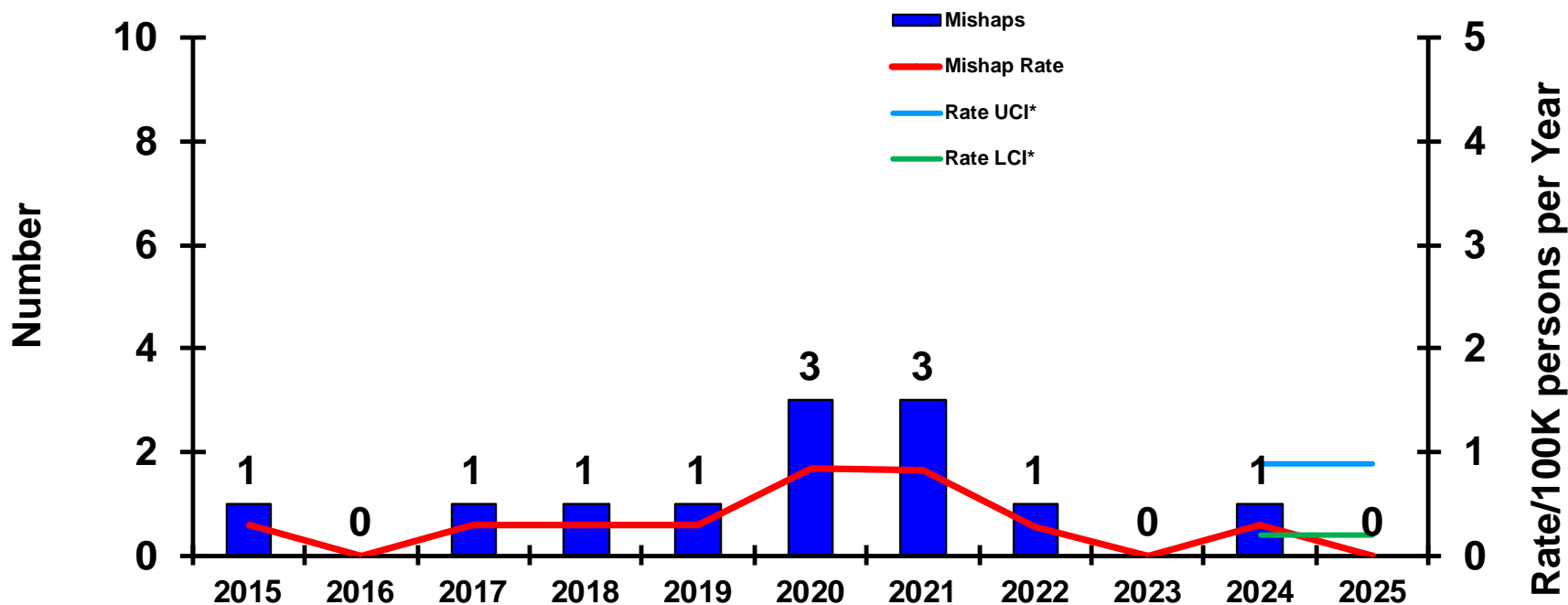


| | 26-Aug-25 | 26-Aug-24 |
|---|-----------|-----------|
| CLASS A FATALITIES/FATALITY RATE FY COMPARISON: | 3/0.96 | 1/0.32 |
| FY24 FATALITIES/FATALITY RATE: | 1/0.29 | |
| 10-YEAR AVERAGE (FY15-FY24) FATALITIES/FATALITY RATE: | 1.80/0.51 | |

*see last slide for definition of UCI/LCI



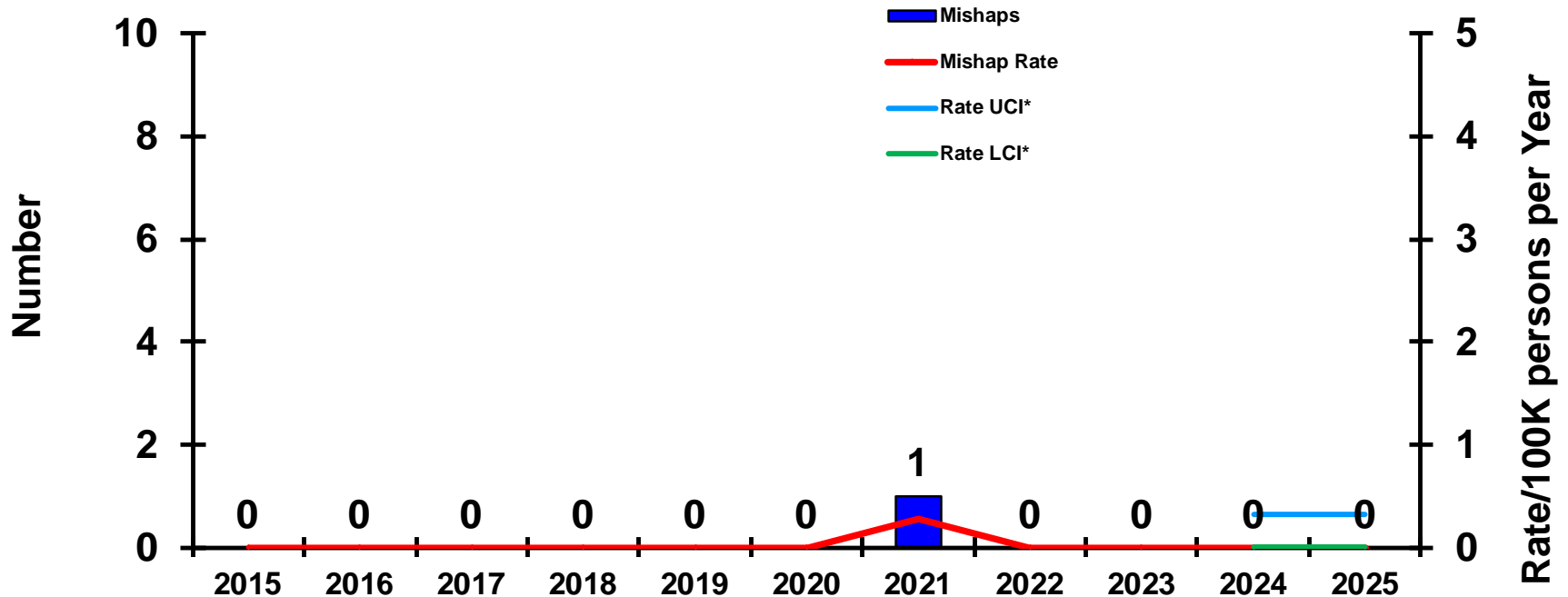
CLASS 'A' - ON-DUTY MOTOR VEHICLE (MV) MISHAPS



| | 26-Aug-25 | 26-Aug-24 |
|--|-----------|-----------|
| CLASS A MISHAPS/MISHAP RATE FY COMPARISON: | 0/0.00 | 1/0.32 |
| FY24 MISHAPS/MISHAP RATE: | 1/0.29 | |
| 10-YEAR AVERAGE (FY15-FY24) MISHAPS/MISHAP RATE: | 1.20/0.34 | |



CLASS 'A' - TACTICAL VEHICLE (TACVEH) MISHAPS

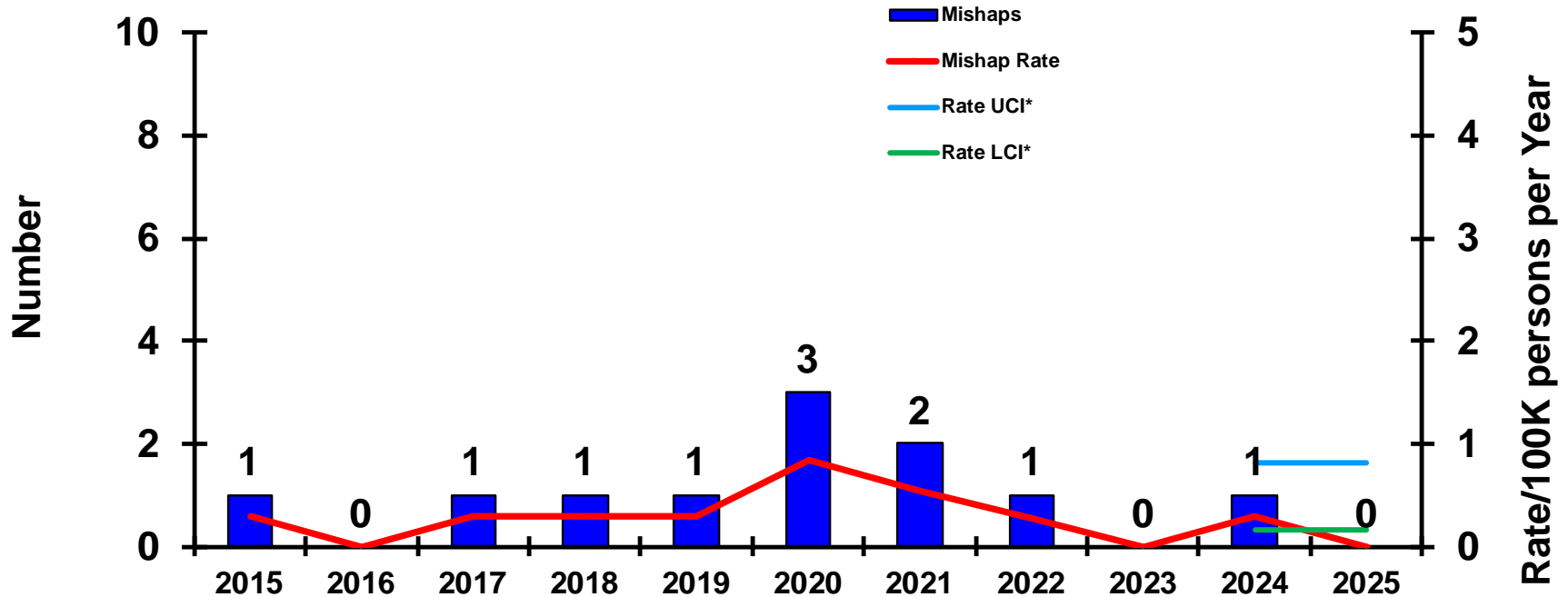


| | 26-Aug-25 | 26-Aug-24 |
|--|-----------|-----------|
| CLASS A MISHAPS/MISHAP RATE FY COMPARISON: | 0/0.00 | 0/0.00 |
| FY24 MISHAPS/MISHAP RATE: | 0/0.00 | |
| 10-YEAR AVERAGE (FY15-FY24) MISHAPS/MISHAP RATE: | 0.10/0.03 | |

*see last slide for definition of UCI/LCI



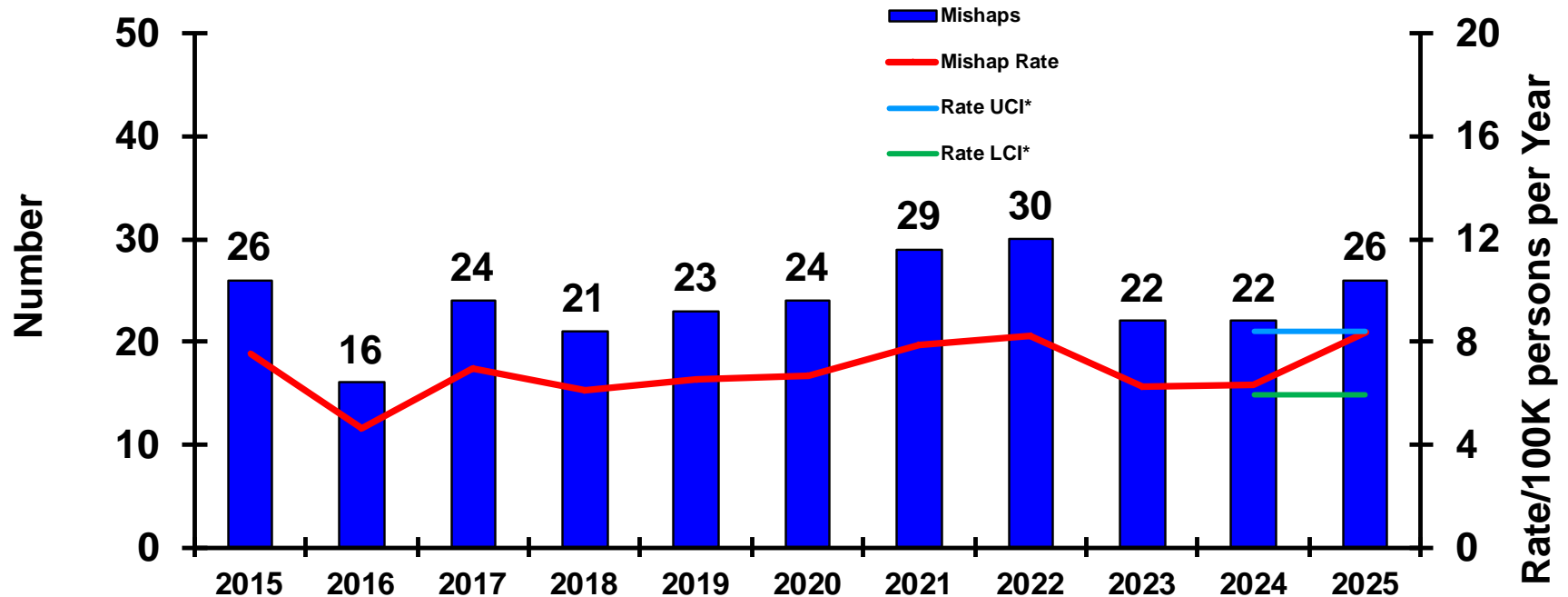
CLASS 'A' - COMMERCIAL VEHICLE (COMMVEH) MISHAPS



| | 26-Aug-25 | 26-Aug-24 |
|---|-----------|-----------|
| CLASS A MISHAPS/MISHAP RATE FY COMPARISON: | 0/0.00 | 1/0.32 |
| FY24 MISHAPS/MISHAP RATE: | 1/0.29 | |
| 10-YEAR AVERAGE (FY15-FY24) MISHAPS/MISHAP RATE: | 1.10/0.31 | |



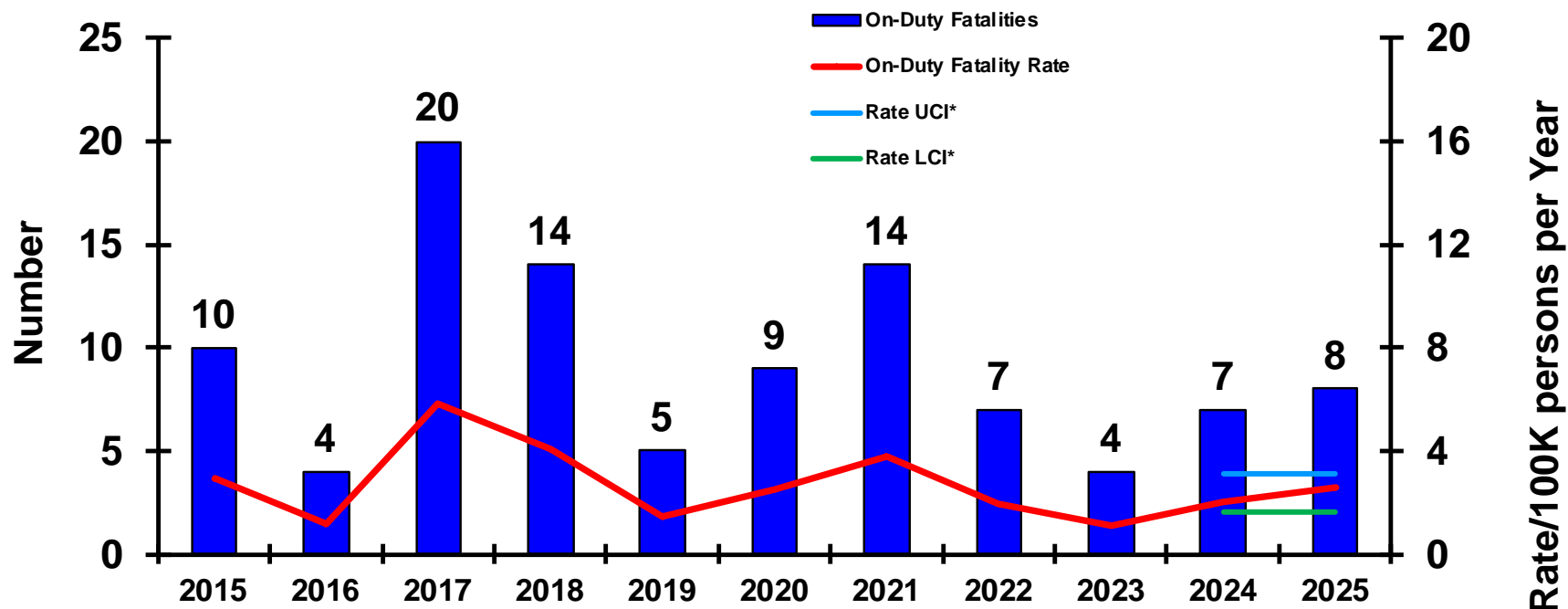
CLASS 'A' - ON-DUTY MISHAPS



| | 26-Aug-25 | 26-Aug-24 |
|--|------------|-----------|
| CLASS A MISHAPS/MISHAP RATE FY COMPARISON: | 26/8.35 | 21/6.75 |
| FY24 MISHAPS/MISHAP RATE: | 22/6.35 | |
| 10-YEAR AVERAGE (FY15-FY24) MISHAPS/MISHAP RATE: | 23.70/6.73 | |



CLASS 'A' - ON-DUTY FATALITIES



Slide does not show Government Civilian Fatalities: FY25 - 0

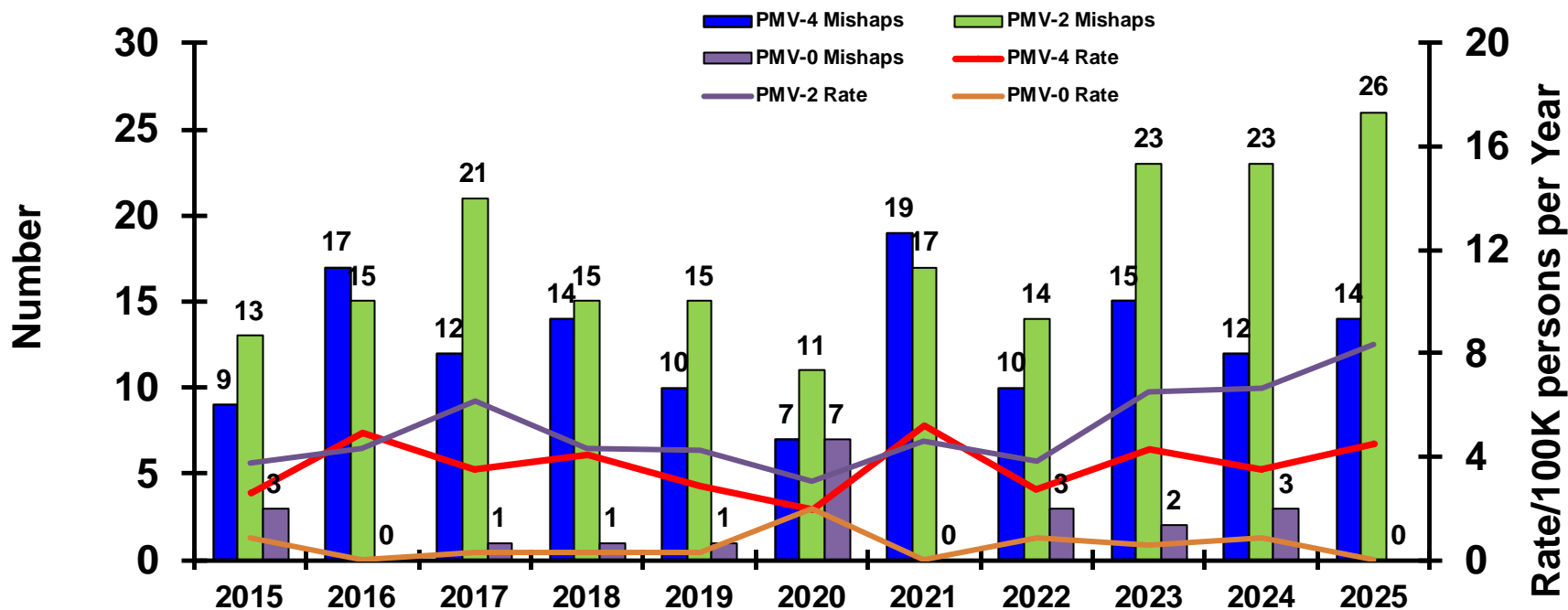
Slide does not show Permanent Total Disability (PTD) : FY25 - 0

| | 26-Aug-25 | 26-Aug-24 |
|--|-----------|-----------|
| CLASS A FATALITIES/FATALITY RATE FY COMPARISON: | 8/2.57 | 7/2.25 |
| FY24 FATALITIES/FATALITY RATE: | 7/2.02 | |
| 10-YEAR AVERAGE (FY15-FY24) FATALITIES/FATALITY RATE: | 9.40/2.67 | |



CLASS 'A' - PRIVATE MOTOR VEHICLES (PMV) MISHAPS

(This slide is the summary slide for Slides 18-21. Slides 18-21 provide additional detailed information)



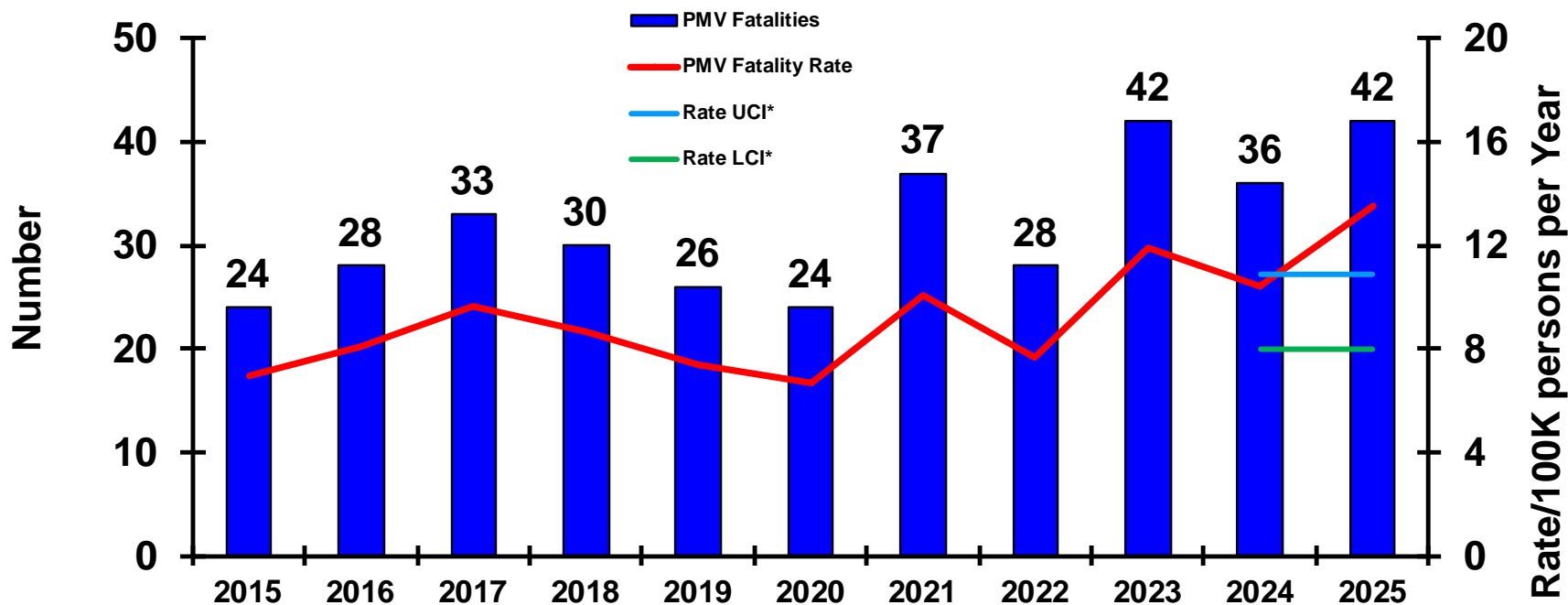
| | PMV-4 | | PMV-2 | | PMV-0 | |
|--|------------|-----------|------------|-----------|-----------|-----------|
| | 26-Aug-25 | 26-Aug-24 | 26-Aug-25 | 26-Aug-24 | 26-Aug-25 | 26-Aug-24 |
| CLASS A MISHAPS/MISHAP RATE FY COMPARISON: | 14/4.50 | 9/2.89 | 26/8.35 | 23/7.39 | 0/0.00 | 3/0.96 |
| FY24 MISHAPS/MISHAP RATE: | 12/3.47 | | 23/6.64 | | 3/0.87 | |
| 10-YEAR AVERAGE (FY15-FY24) MISHAPS/MISHAP RATE: | 12.50/3.55 | | 16.70/4.74 | | 2.10/0.60 | |

*see last slide for definition of UCI/LCI



CLASS 'A' - PRIVATE MOTOR VEHICLE (PMV) FATALITIES

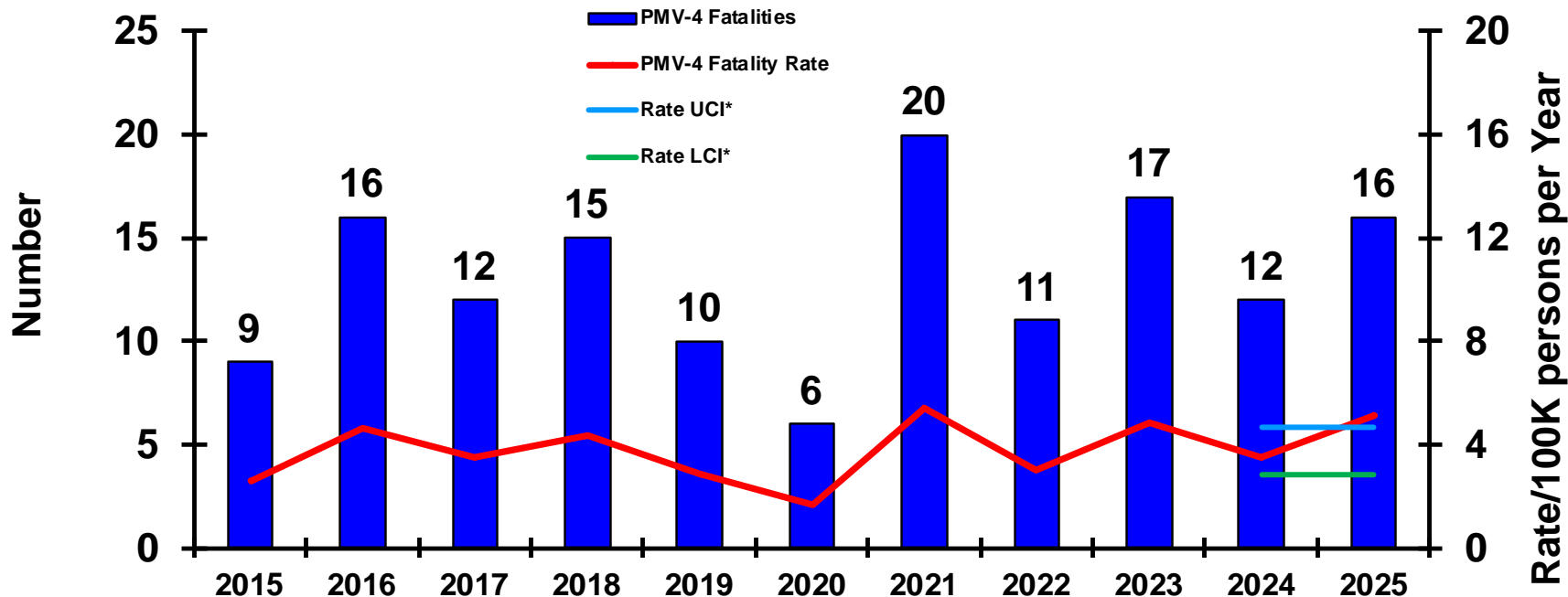
(This slide is the summary slide for Slides 19-21. Slides 19-21 provide additional detailed information)



| | 26-Aug-25 | 26-Aug-24 |
|---|------------|-----------|
| CLASS A FATALITIES/FATALITY RATE FY COMPARISON: | 42/13.50 | 33/10.60 |
| FY24 FATALITIES/FATALITY RATE: | 36/10.40 | |
| 10-YEAR AVERAGE (FY15-FY24) FATALITIES/FATALITY RATE: | 30.80/8.74 | |



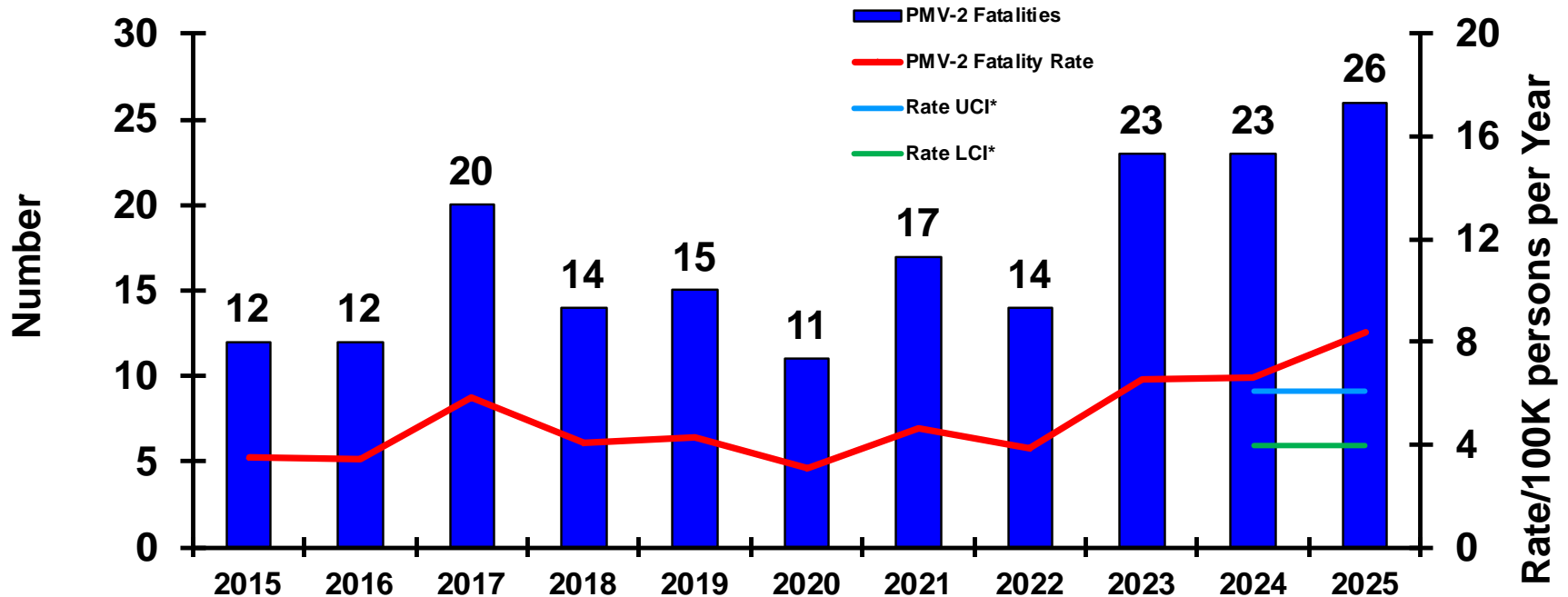
CLASS 'A' - AUTOMOBILE (PMV-4) **FATALITIES**



| | 26-Aug-25 | 26-Aug-24 |
|--|------------|-----------|
| CLASS A FATALITIES/FATALITY RATE FY COMPARISON: | 16/5.14 | 9/2.89 |
| FY24 FATALITIES/FATALITY RATE: | 12/3.47 | |
| 10-YEAR AVERAGE (FY15-FY24) FATALITIES/FATALITY RATE: | 12.80/3.63 | |



CLASS 'A' - MOTORCYCLE (PMV-2) **FATALITIES**

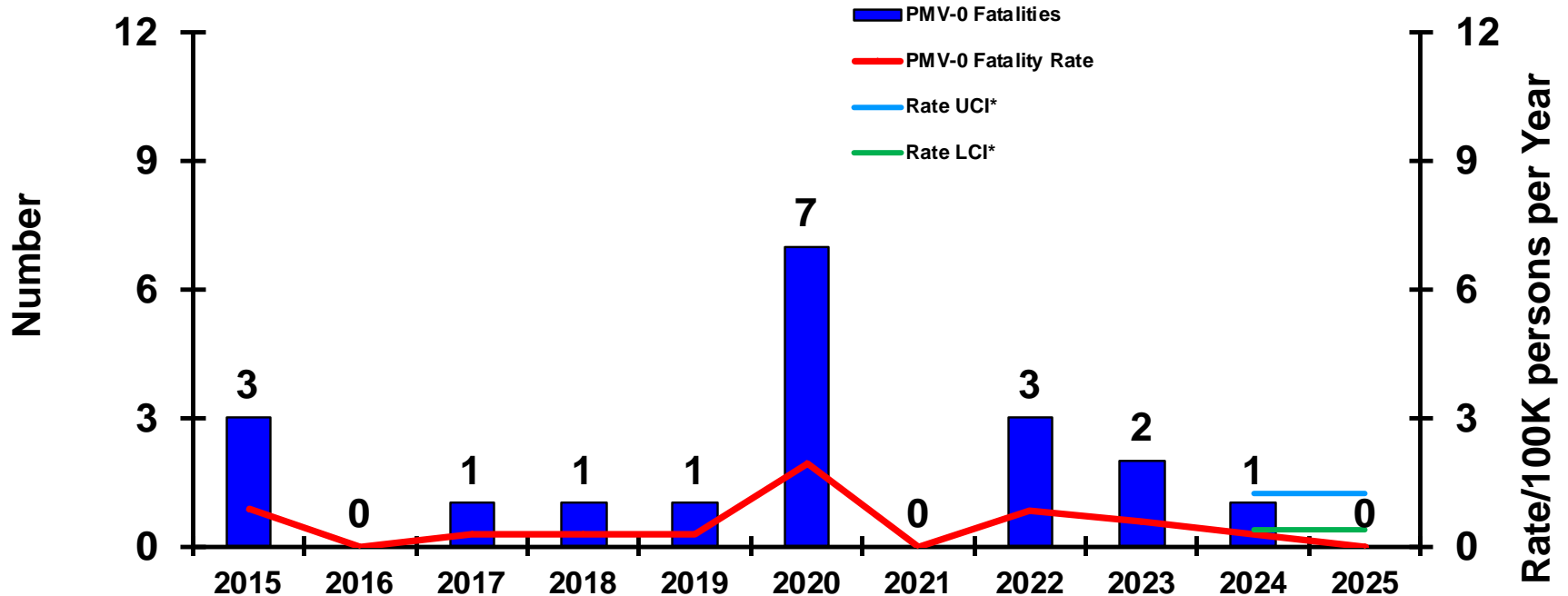


| | 26-Aug-25 | 26-Aug-24 |
|---|------------|-----------|
| CLASS A FATALITIES/FATALITY RATE FY COMPARISON: | 26/8.35 | 23/7.39 |
| FY24 FATALITIES/FATALITY RATE: | 23/6.64 | |
| 10-YEAR AVERAGE (FY15-FY24) FATALITIES/FATALITY RATE: | 16.10/4.57 | |

*see last slide for definition of UCI/LCI



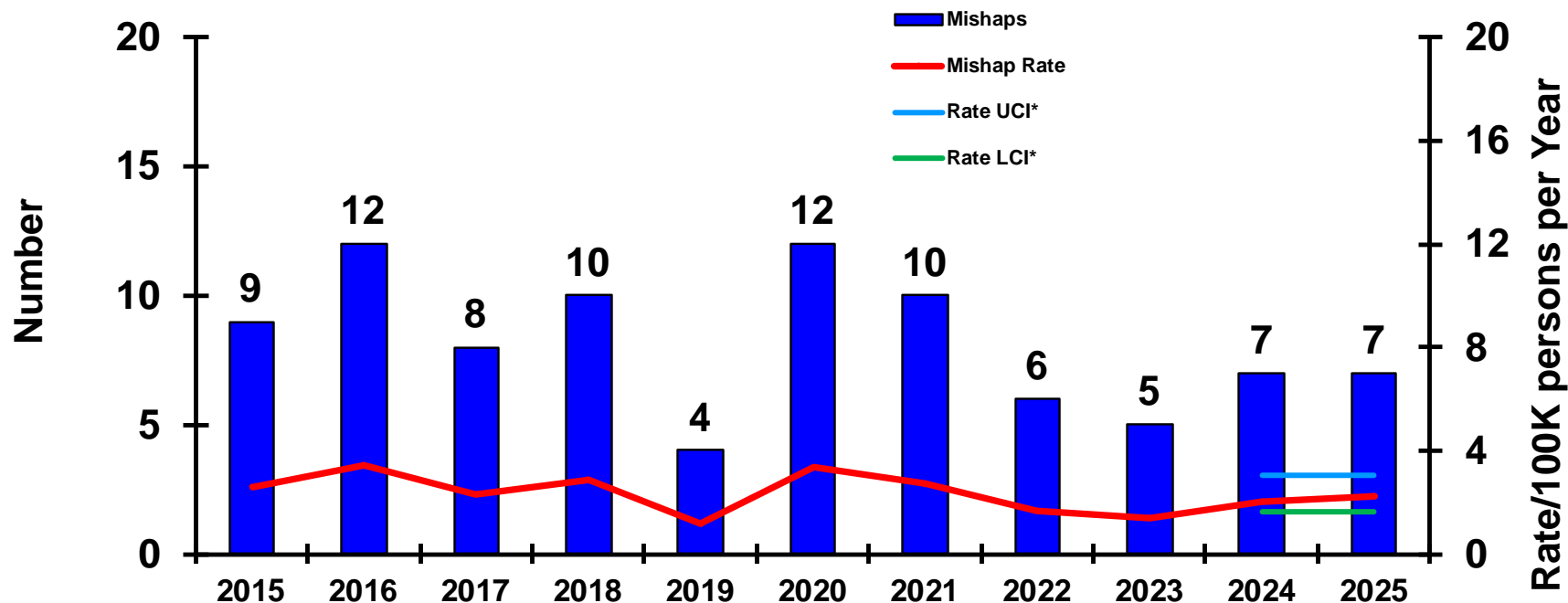
CLASS 'A' - PEDESTRIAN (PMV-0) FATALITIES



| | 26-Aug-25 | 26-Aug-24 |
|---|-----------|-----------|
| CLASS A FATALITIES/FATALITY RATE FY COMPARISON: | 0/0.00 | 1/0.32 |
| FY24 FATALITIES/FATALITY RATE: | 1/0.29 | |
| 10-YEAR AVERAGE (FY15-FY24) FATALITIES/FATALITY RATE: | 1.90/0.54 | |



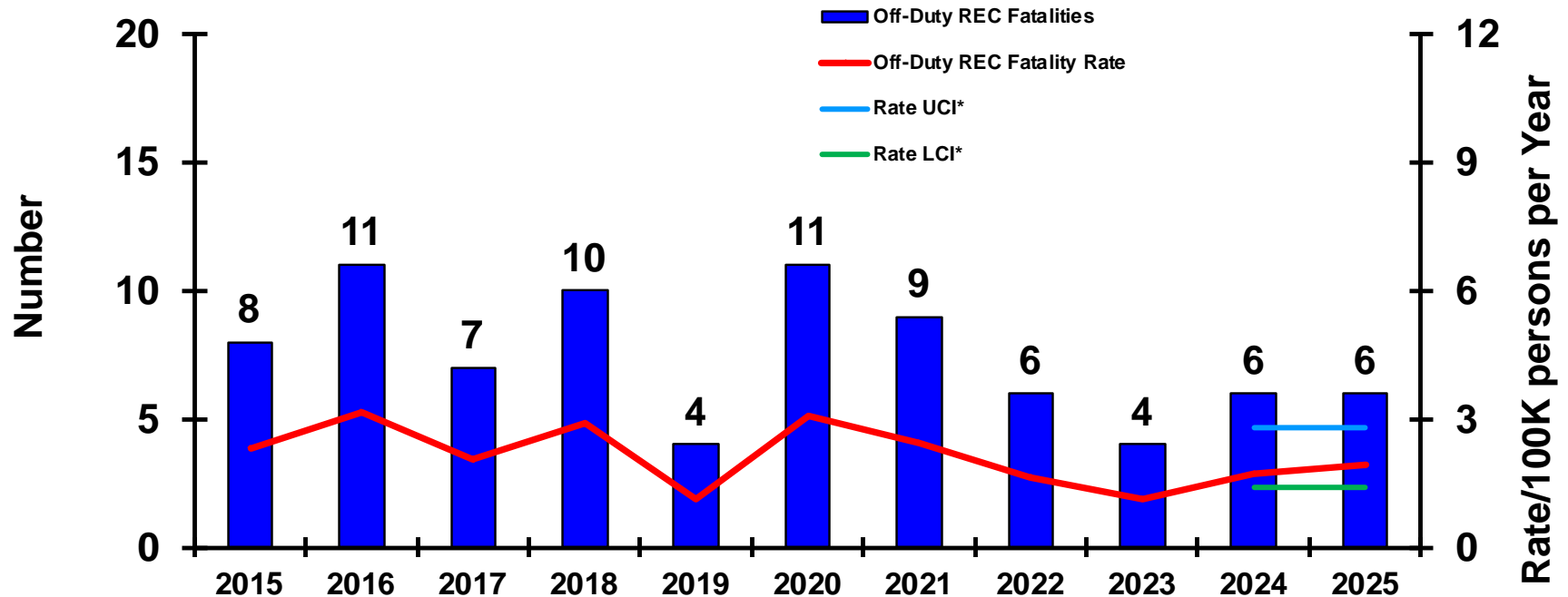
CLASS 'A' - OFF-DUTY/REC MISHAPS



| | 26-Aug-25 | 26-Aug-24 |
|---|-----------|-----------|
| CLASS A MISHAPS/MISHAP RATE FY COMPARISON: | 7/2.25 | 4/1.29 |
| FY24 MISHAPS/MISHAP RATE: | 7/2.02 | |
| 10-YEAR AVERAGE (FY15-FY24) MISHAPS/MISHAP RATE: | 8.30/2.36 | |



CLASS 'A' - OFF-DUTY/REC FATALITIES

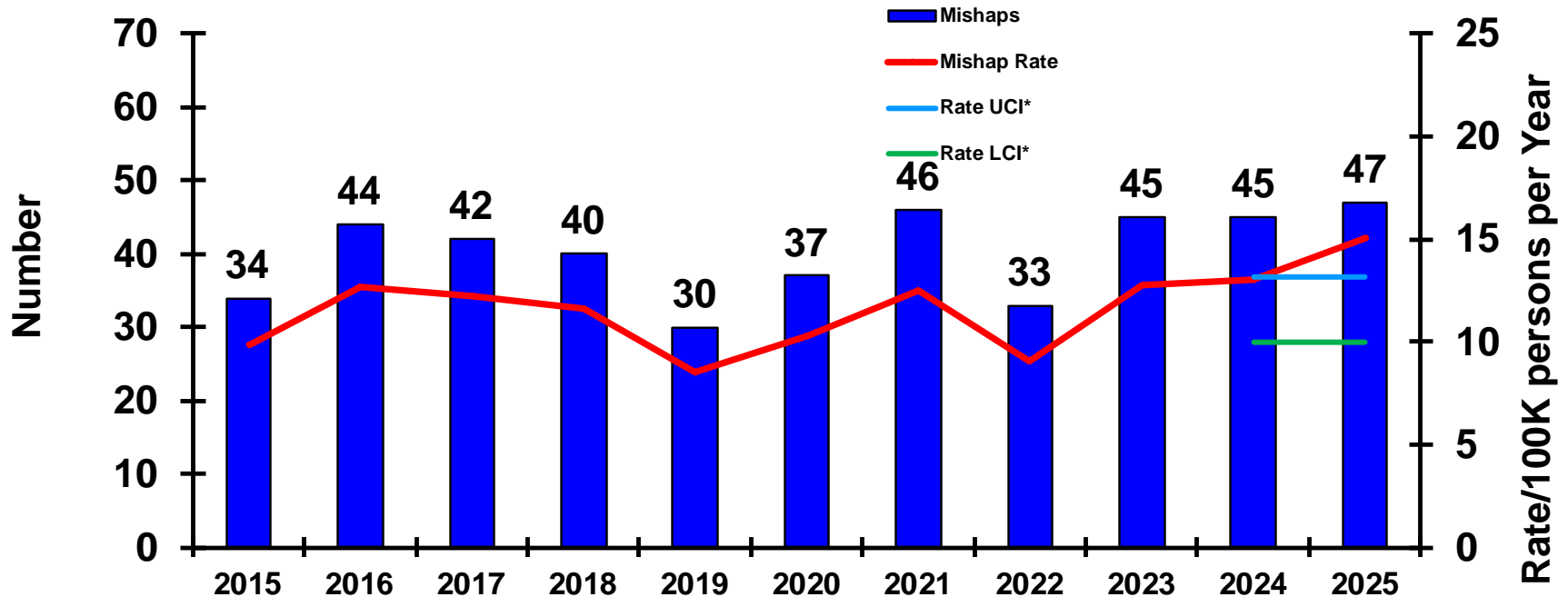


Slide does not show Permanent Total Disability (PTD) : FY25 - 2

| | 26-Aug-25 | 26-Aug-24 |
|---|-----------|-----------|
| CLASS A FATALITIES/FATALITY RATE FY COMPARISON: | 6/1.93 | 4/1.29 |
| FY24 FATALITIES/FATALITY RATE: | 6/1.73 | |
| 10-YEAR AVERAGE (FY15-FY24) FATALITIES/FATALITY RATE: | 7.60/2.16 | |



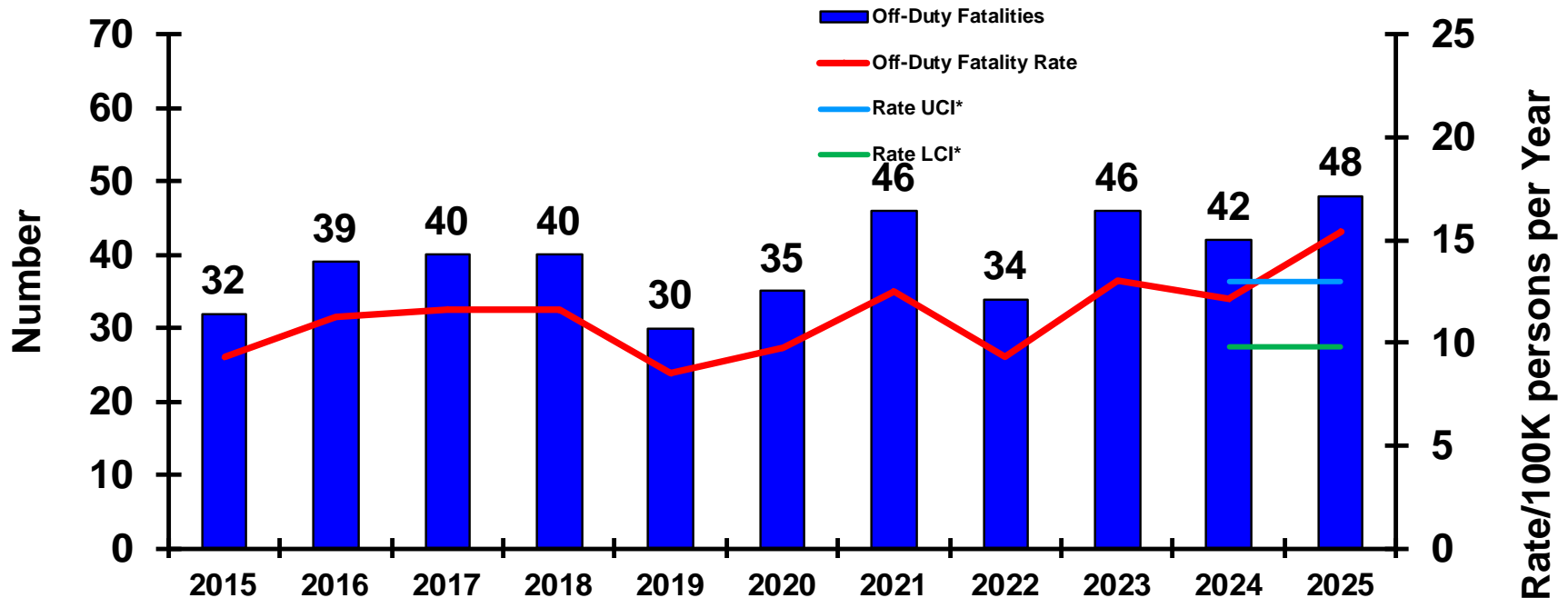
CLASS 'A' - OFF-DUTY MISHAPS



| | 26-Aug-25 | 26-Aug-24 |
|--|-------------|-----------|
| CLASS A MISHAPS/MISHAP RATE FY COMPARISON: | 47/15.10 | 39/12.53 |
| FY24 MISHAPS/MISHAP RATE: | 45/12.99 | |
| 10-YEAR AVERAGE (FY15-FY24) MISHAPS/MISHAP RATE: | 39.60/11.24 | |



CLASS 'A' - OFF-DUTY FATALITIES



Slide does not show Government Civilian Fatalities: FY25 - 0

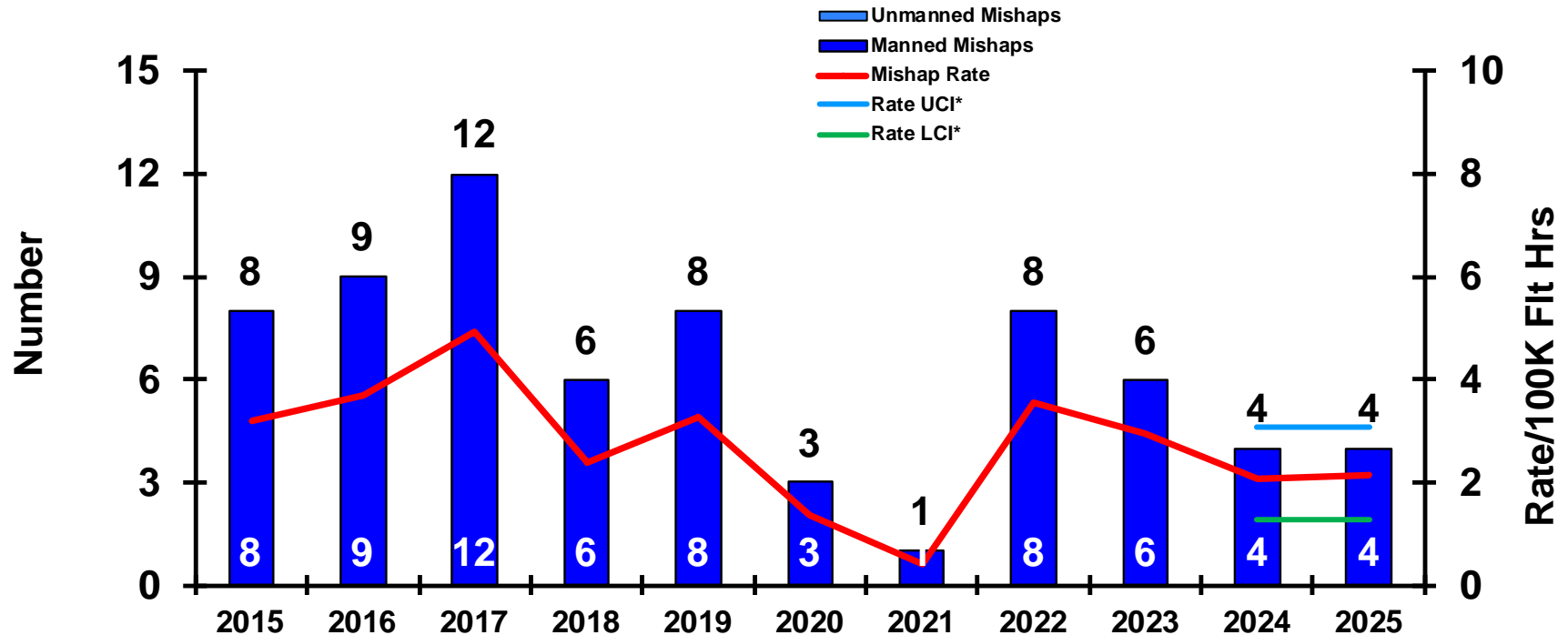
Slide does not show Permanent Total Disability (PTD) : FY25 - 2

| | 26-Aug-25 | 26-Aug-24 |
|---|-------------|-----------|
| CLASS A FATALITIES/FATALITY RATE FY COMPARISON: | 48/15.42 | 37/11.89 |
| FY24 FATALITIES/FATALITY RATE: | 42/12.13 | |
| 10-YEAR AVERAGE (FY15-FY24) FATALITIES/FATALITY RATE: | 38.40/10.90 | |



CLASS 'A' - AVIATION MISHAPS

(This slide is the summary slide for Slides 29-31. Slides 29-31 provide additional detailed information)



CLASS A MISHAPS/MISHAP RATE FY COMPARISON:

FY24 MISHAPS/MISHAP RATE:

10-YEAR AVERAGE (FY15-FY24) MISHAPS/MISHAP RATE:

26-Aug-25

4/2.15

4/2.08

6.50/2.80

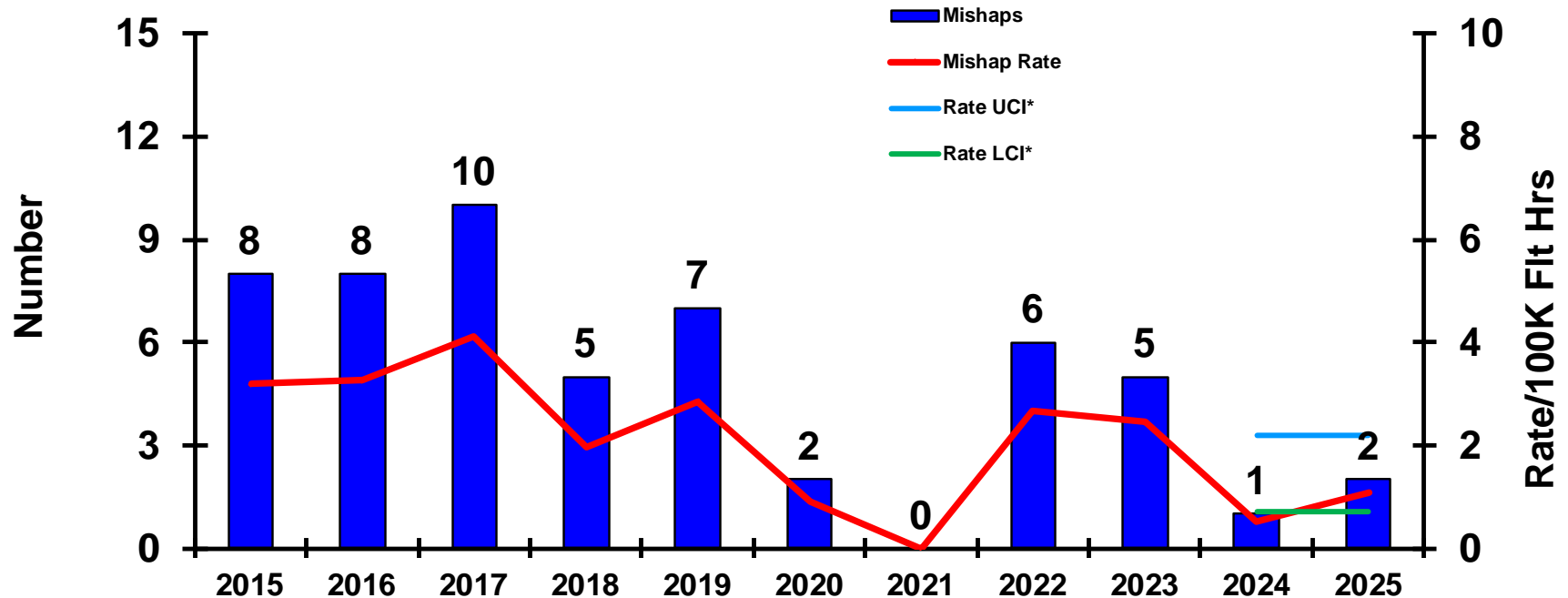
26-Aug-24

4/2.31



CLASS 'A' - FLIGHT MISHAPS

Manned Aircraft Only



CLASS A MISHAPS/MISHAP RATE FY COMPARISON:

FY24 MISHAPS/MISHAP RATE:

10-YEAR AVERAGE (FY15-FY24) MISHAPS/MISHAP RATE:

26-Aug-25

2/1.07

1/0.52

5.20/2.24

26-Aug-24

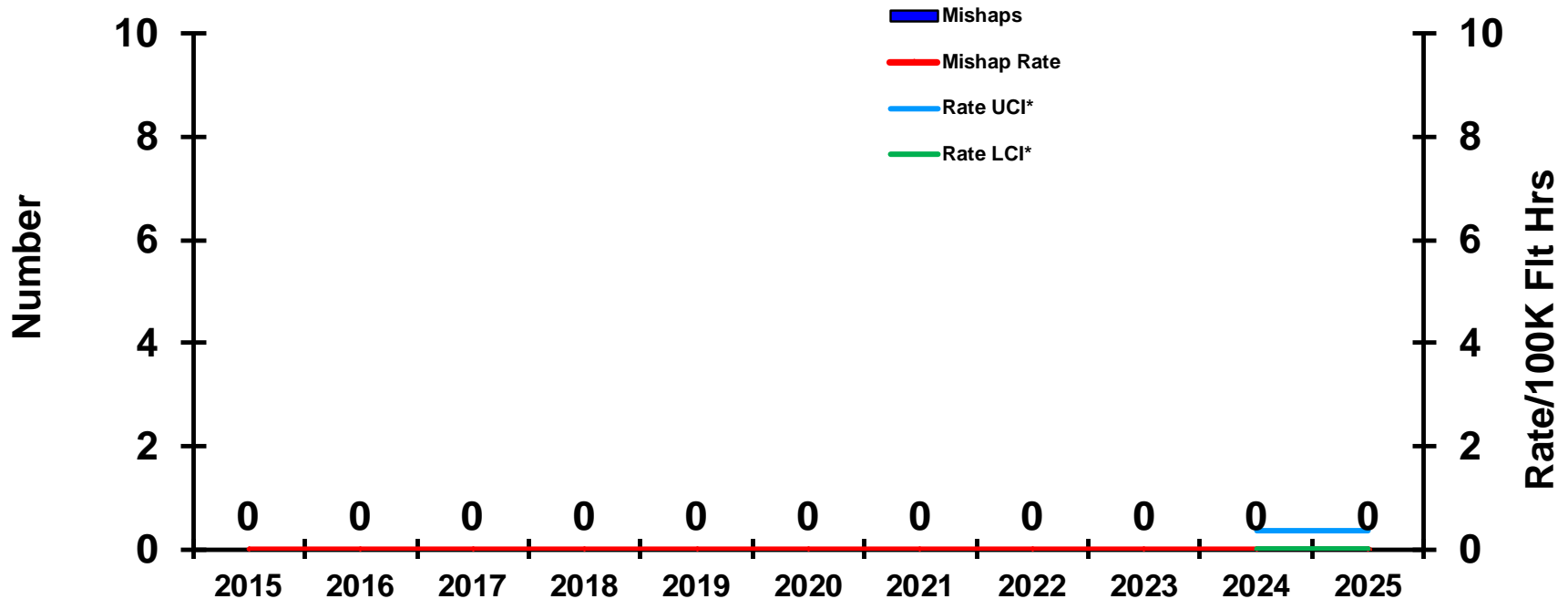
1/0.58



CLASS 'A' - FLIGHT-RELATED (FREL)

MISHAPS

Manned Aircraft Only

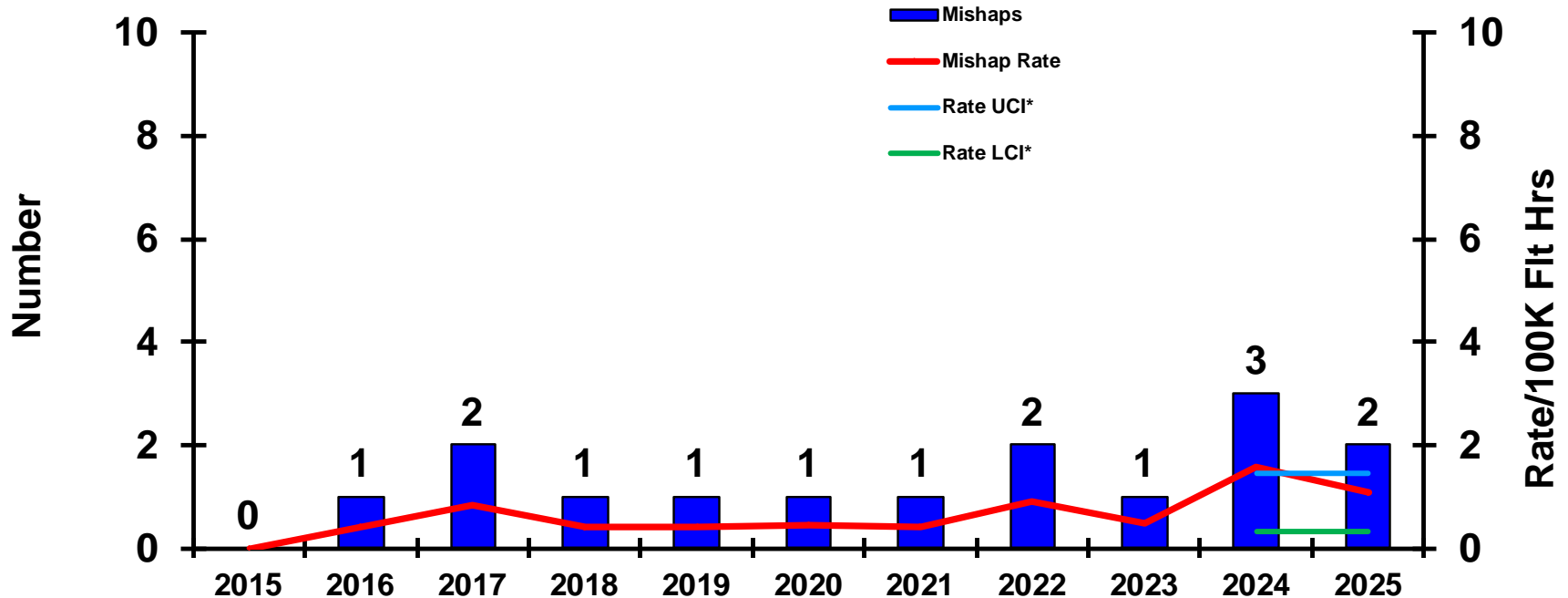


| | 26-Aug-25 | 26-Aug-24 |
|--|-----------|-----------|
| CLASS A MISHAPS/MISHAP RATE FY COMPARISON: | 0/0.00 | 0/0.00 |
| FY24 MISHAPS/MISHAP RATE: | 0/0.00 | |
| 10-YEAR AVERAGE (FY15-FY24) MISHAPS/MISHAP RATE: | 0.00/0.00 | |



CLASS 'A' - AVIATION GROUND MISHAPS (AGM)

Manned Aircraft Only



CLASS A MISHAPS/MISHAP RATE FY COMPARISON:

FY24 MISHAPS/MISHAP RATE:

10-YEAR AVERAGE (FY15-FY24) MISHAPS/MISHAP RATE:

26-Aug-25

2/1.07

3/1.56

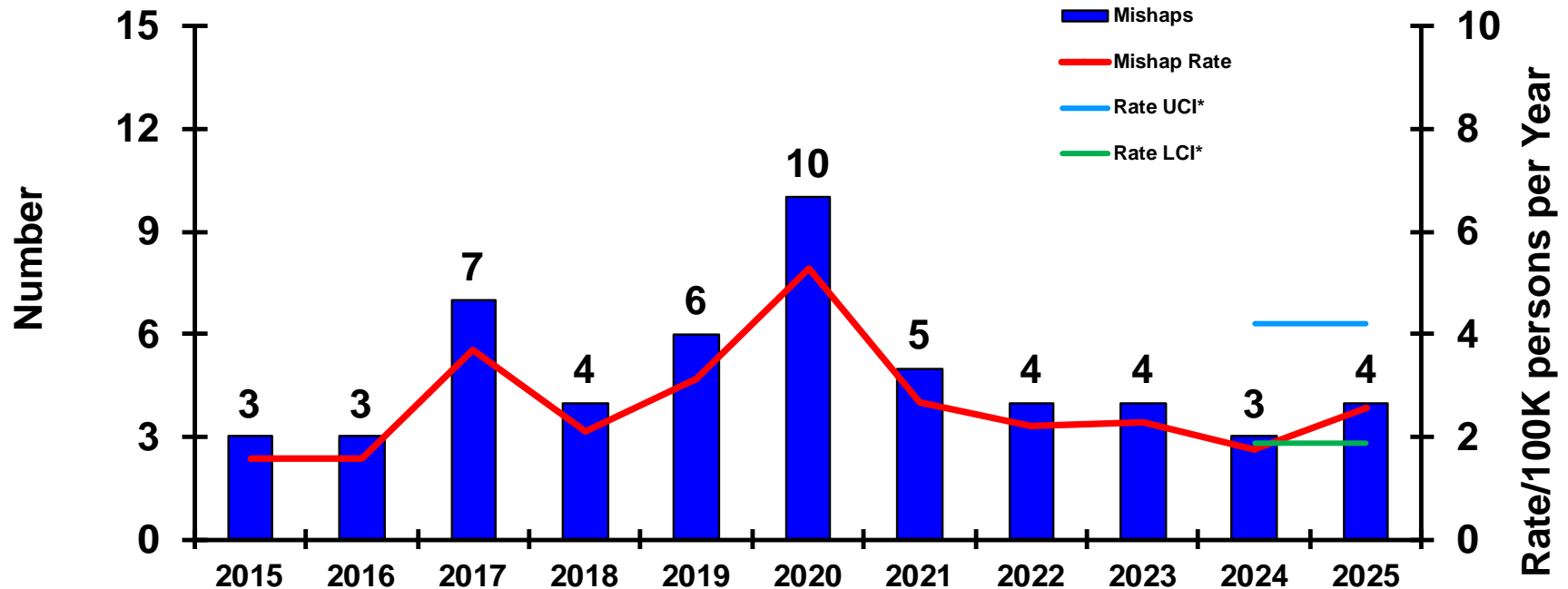
1.30/0.56

26-Aug-24

3/1.74



CLASS 'A' - GROUND ON-DUTY MISHAPS

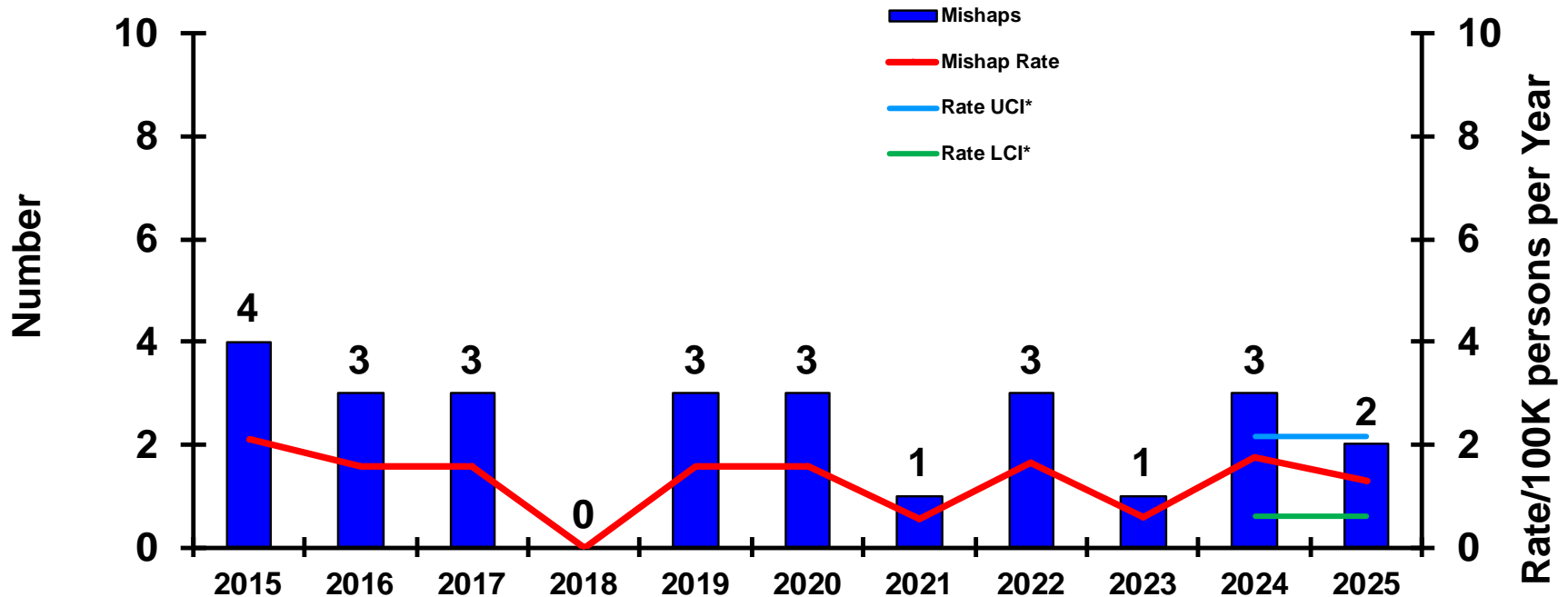


| | 26-Aug-25 | 26-Aug-24 |
|--|-----------|-----------|
| CLASS A MISHAPS/MISHAP RATE FY COMPARISON: | 4/2.58 | 3/1.93 |
| FY24 MISHAPS/MISHAP RATE: | 3/1.74 | |
| 10-YEAR AVERAGE (FY15-FY24) MISHAPS/MISHAP RATE: | 4.90/2.63 | |



CLASS 'A' - ON-DUTY MOTOR VEHICLE (MV) MISHAPS

(This slide is the summary slide for Slides 34-36. Slides 34-36 provide additional detailed information)

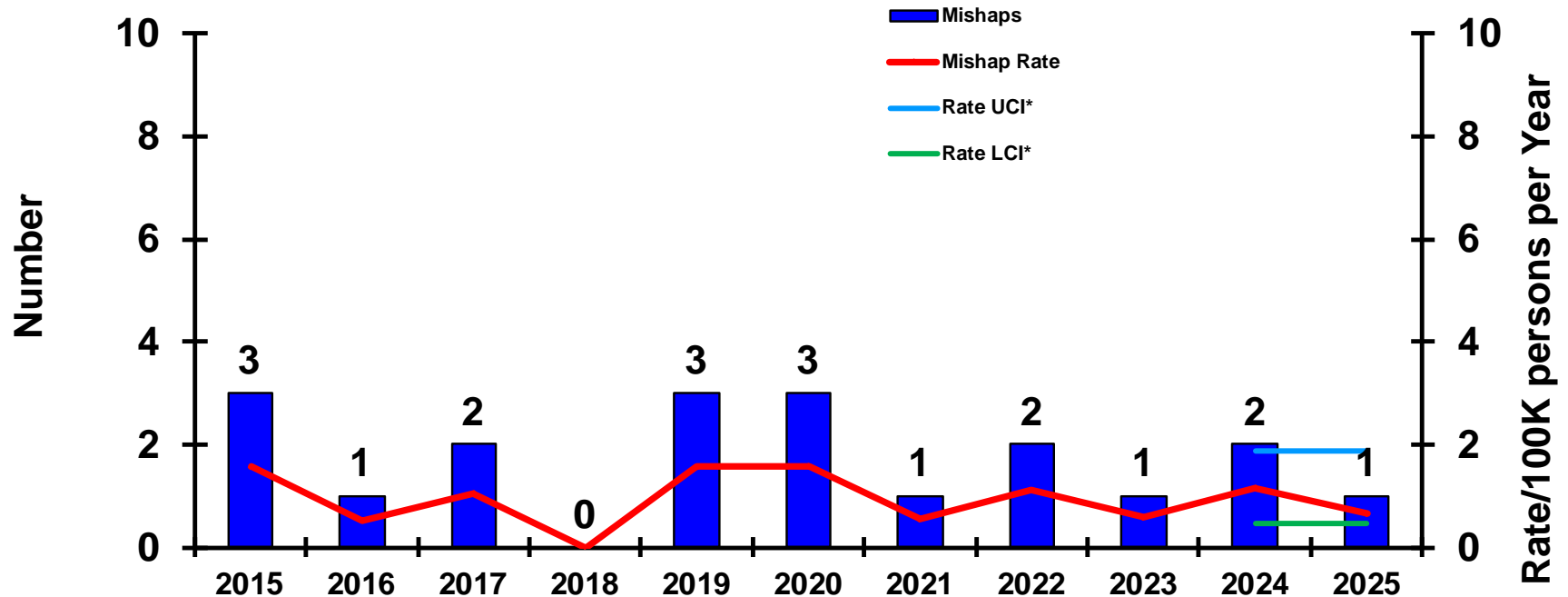


| | 26-Aug-25 | 26-Aug-24 |
|--|-----------|-----------|
| CLASS A MISHAPS/MISHAP RATE FY COMPARISON: | 2/1.29 | 3/1.93 |
| FY24 MISHAPS/MISHAP RATE: | 3/1.74 | |
| 10-YEAR AVERAGE (FY15-FY24) MISHAPS/MISHAP RATE: | 2.40/1.29 | |



CLASS 'A' - TACTICAL VEHICLE (TACVEH)

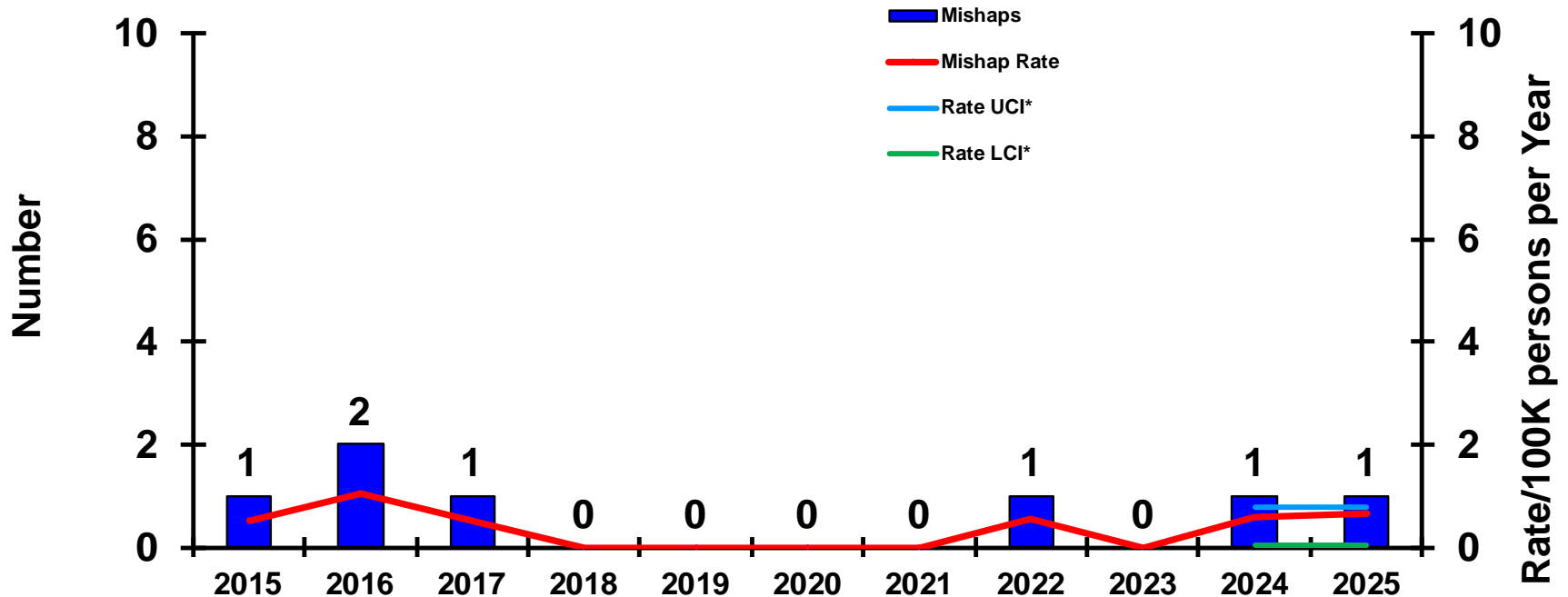
MISHAPS



| | 26-Aug-25 | 26-Aug-24 |
|--|-----------|-----------|
| CLASS A MISHAPS/MISHAP RATE FY COMPARISON: | 1/0.64 | 2/1.29 |
| FY24 MISHAPS/MISHAP RATE: | 2/1.16 | |
| 10-YEAR AVERAGE (FY15-FY24) MISHAPS/MISHAP RATE: | 1.80/0.97 | |



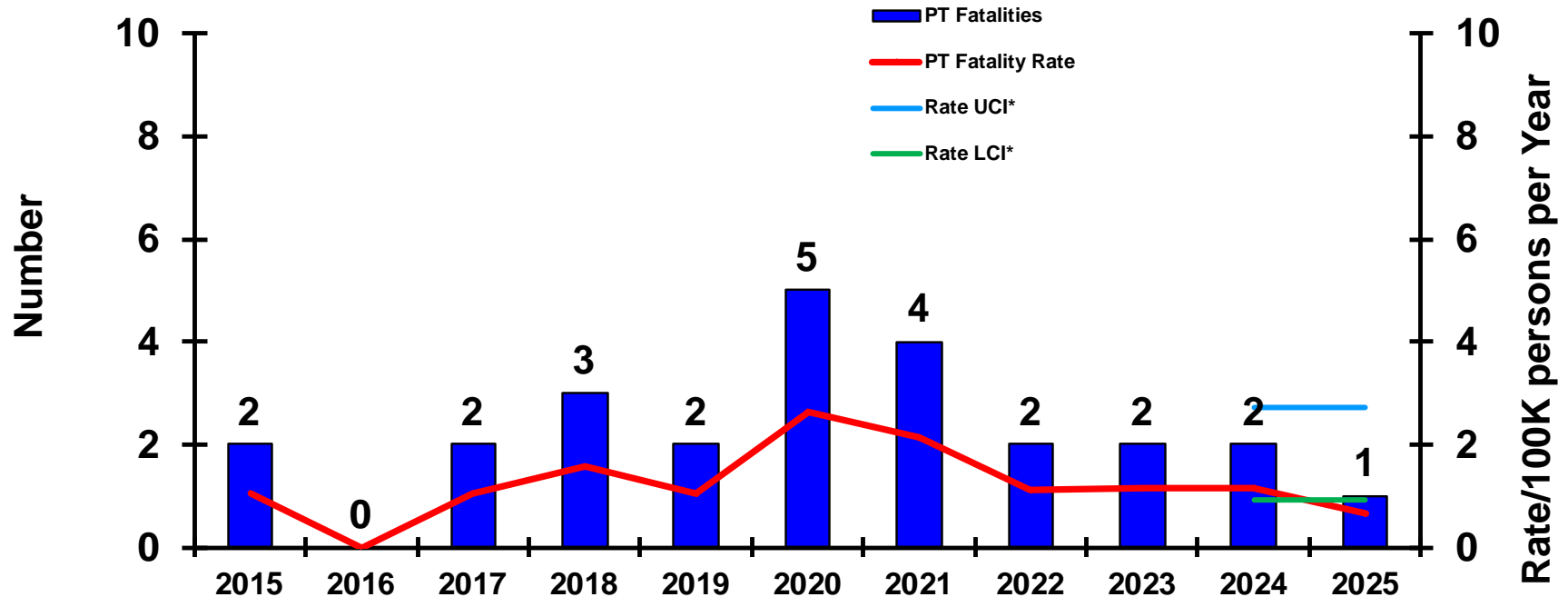
CLASS 'A' - COMMERCIAL VEHICLE (COMMVEH) MISHAPS



| | 26-Aug-25 | 26-Aug-24 |
|--|-----------|-----------|
| CLASS A MISHAPS/MISHAP RATE FY COMPARISON: | 1/0.64 | 1/0.64 |
| FY24 MISHAPS/MISHAP RATE: | 1/0.58 | |
| 10-YEAR AVERAGE (FY15-FY24) MISHAPS/MISHAP RATE: | 0.60/0.32 | |



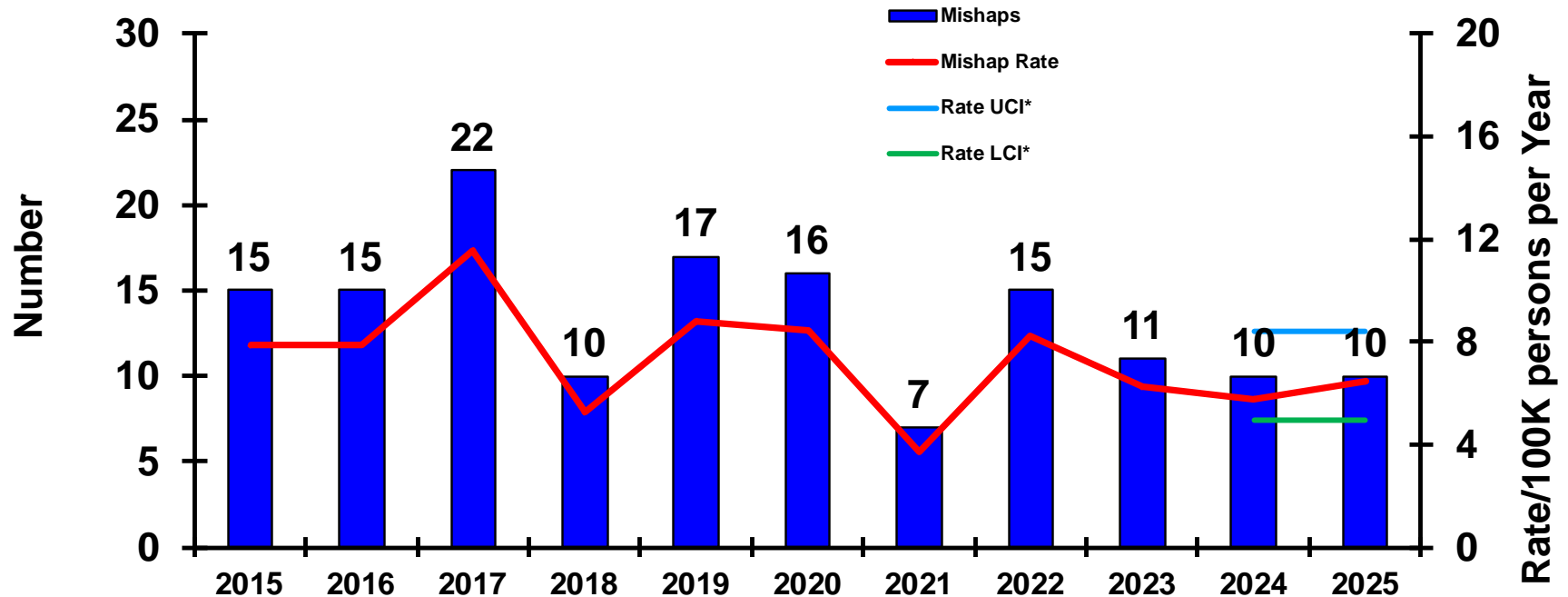
CLASS 'A' - PHYSICAL TRAINING FATALITIES



| | 26-Aug-25 | 26-Aug-24 |
|---|-----------|-----------|
| CLASS A FATALITIES/FATALITY RATE FY COMPARISON: | 1/0.64 | 2/1.29 |
| FY24 FATALITIES/FATALITY RATE: | 2/1.16 | |
| 10-YEAR AVERAGE (FY15-FY24) FATALITIES/FATALITY RATE: | 2.40/1.29 | |



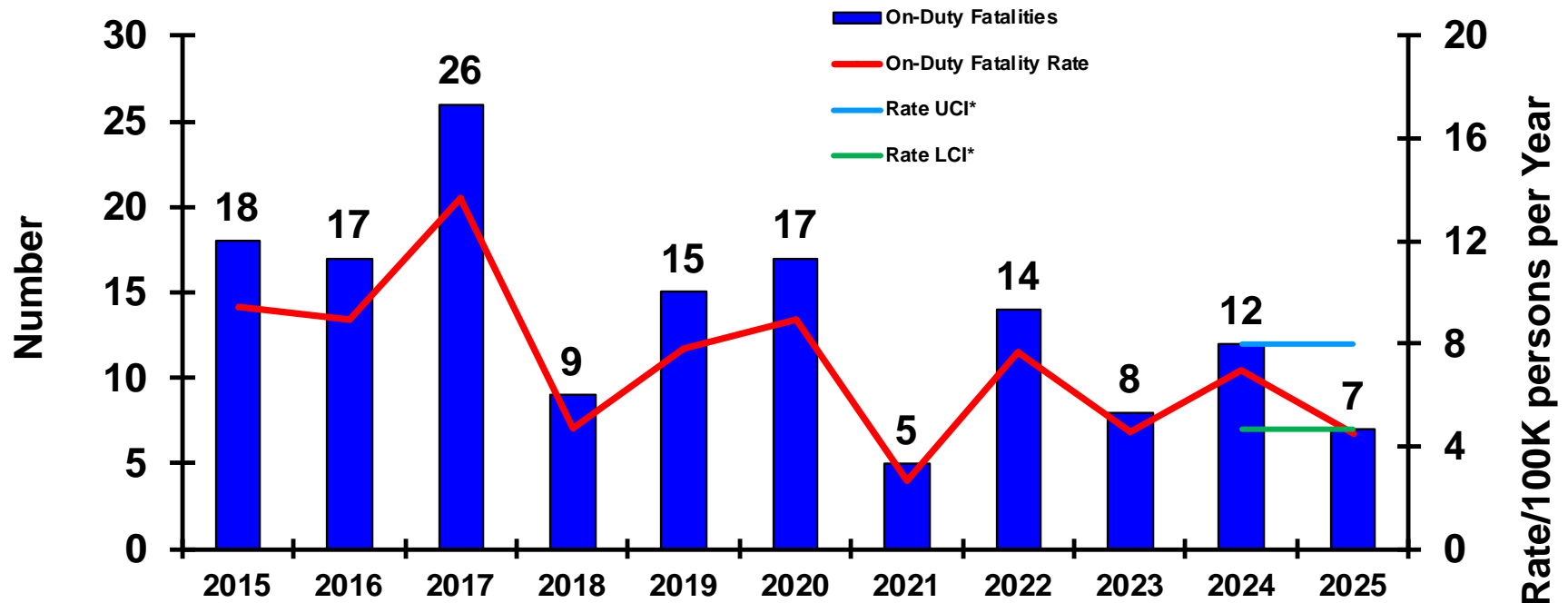
CLASS 'A' - ON-DUTY MISHAPS



| | 26-Aug-25 | 26-Aug-24 |
|--|------------|-----------|
| CLASS A MISHAPS/MISHAP RATE FY COMPARISON: | 10/6.45 | 10/6.45 |
| FY24 MISHAPS/MISHAP RATE: | 10/5.79 | |
| 10-YEAR AVERAGE (FY15-FY24) MISHAPS/MISHAP RATE: | 13.80/7.41 | |



CLASS 'A' - ON-DUTY FATALITIES



Slide does not show Government Civilian Fatalities: FY25 - 0

Slide does not show Permanent Total Disability (PTD) : FY25 - 1

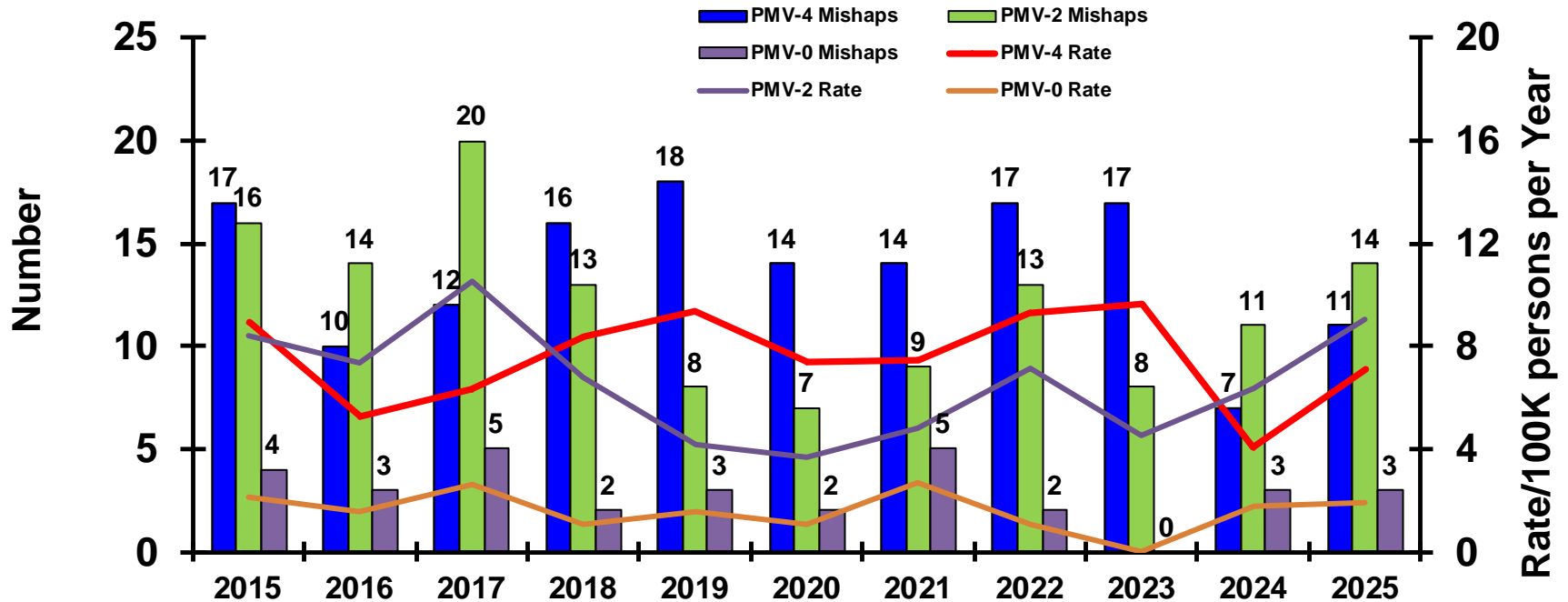
| | 26-Aug-25 | 26-Aug-24 |
|--|------------|-----------|
| CLASS A FATALITIES/FATALITY RATE FY COMPARISON: | 7/4.51 | 12/7.74 |
| FY24 FATALITIES/FATALITY RATE: | 12/6.95 | |
| 10-YEAR AVERAGE (FY15-FY24) FATALITIES/FATALITY RATE: | 14.10/7.57 | |

*see last slide for definition of UCI/LCI



CLASS 'A' - PRIVATE MOTOR VEHICLE (PMV) MISHAPS

(This slide is the summary slide for Slides 40-43. Slides 40-43 provide additional detailed information)



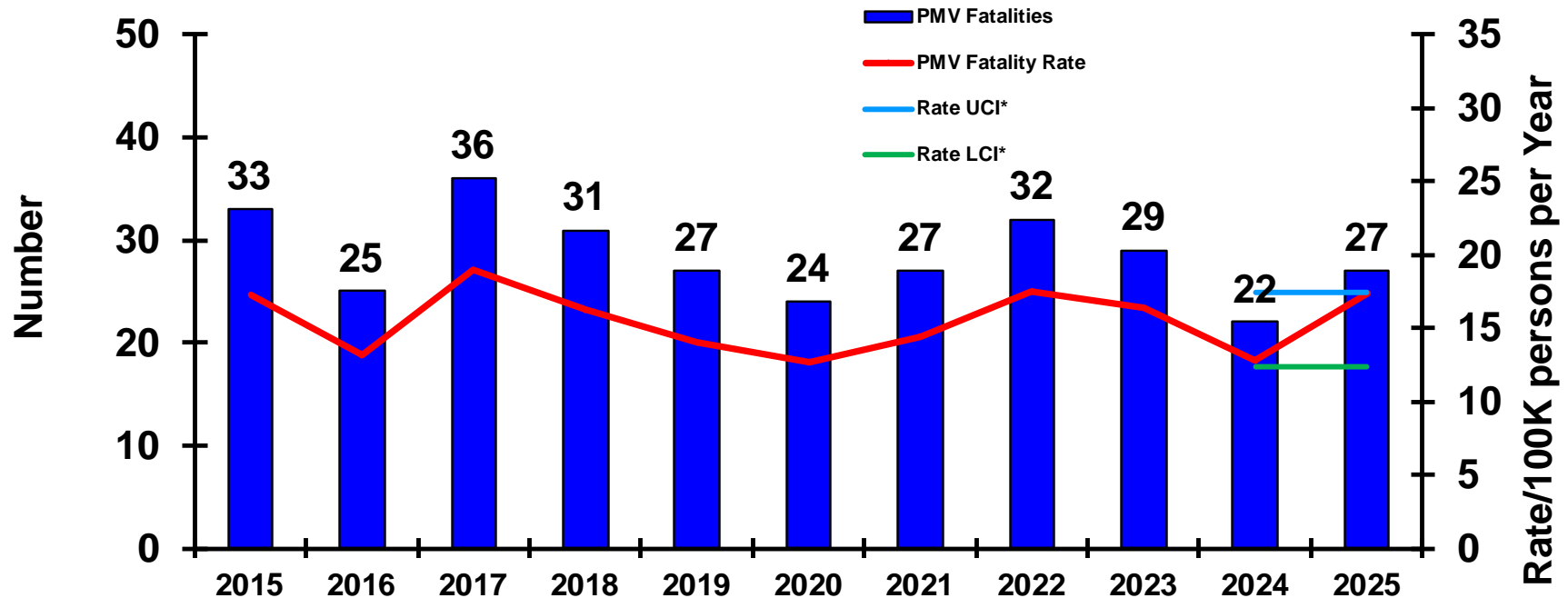
| | PMV-4 | | PMV-2 | | PMV-0 | |
|--|------------------|------------------|------------------|------------------|------------------|------------------|
| | <u>26-Aug-25</u> | <u>26-Aug-24</u> | <u>26-Aug-25</u> | <u>26-Aug-24</u> | <u>26-Aug-25</u> | <u>26-Aug-24</u> |
| CLASS A MISHAPS/MISHAP RATE FY COMPARISON: | 11/7.09 | 7/4.51 | 14/9.03 | 11/7.09 | 3/1.93 | 2/1.29 |
| FY24 MISHAPS/MISHAP RATE: | 7/4.06 | | 11/6.37 | | 3/1.74 | |
| 10-YEAR AVERAGE (FY15-FY24) MISHAPS/MISHAP RATE: | 14.20/7.62 | | 11.90/6.39 | | 2.90/1.56 | |

*see last slide for definition of UCI/LCI



CLASS 'A' - PRIVATE MOTOR VEHICLE (PMV) FATALITIES

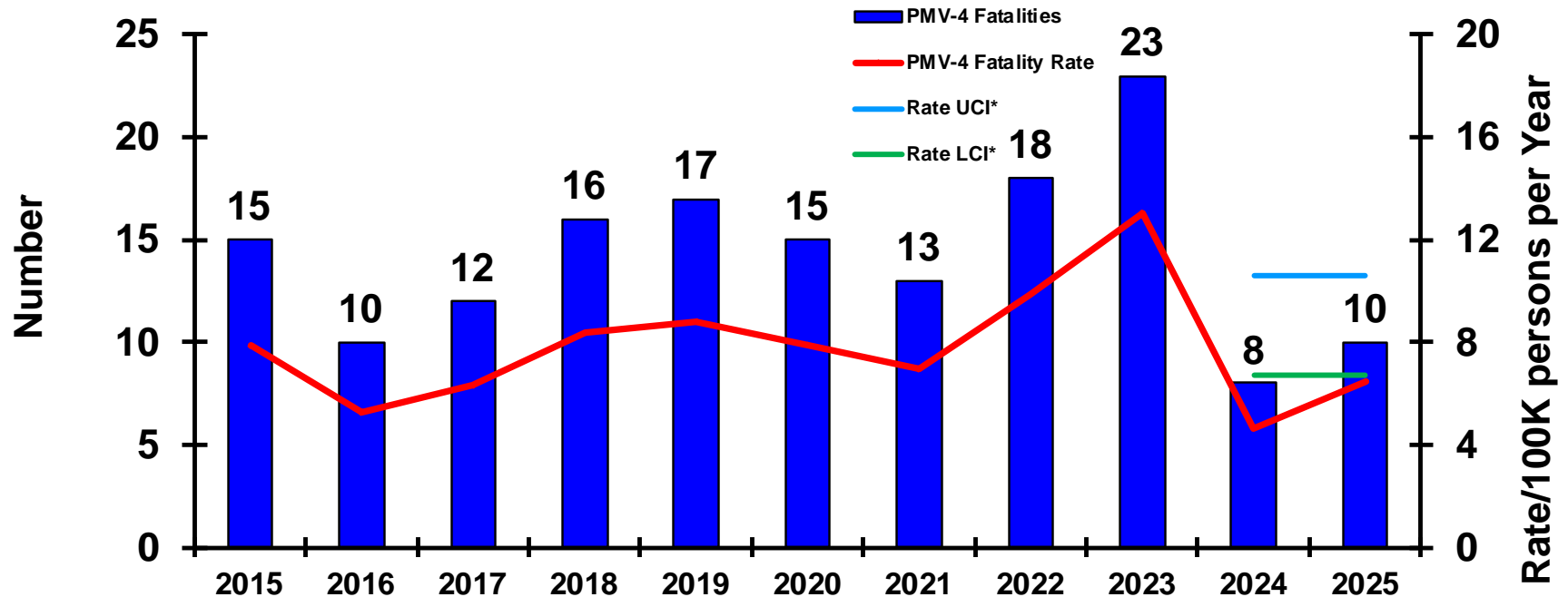
(This slide is the summary slide for Slides 41-43. Slides 41-43 provide additional detailed information)



| | 26-Aug-25 | 26-Aug-24 |
|---|-------------|-----------|
| CLASS A FATALITIES/FATALITY RATE FY COMPARISON: | 27/17.41 | 21/13.54 |
| FY24 FATALITIES/FATALITY RATE: | 22/12.75 | |
| 10-YEAR AVERAGE (FY15-FY24) FATALITIES/FATALITY RATE: | 28.60/15.35 | |



CLASS 'A' - AUTOMOBILE (PMV-4) FATALITIES

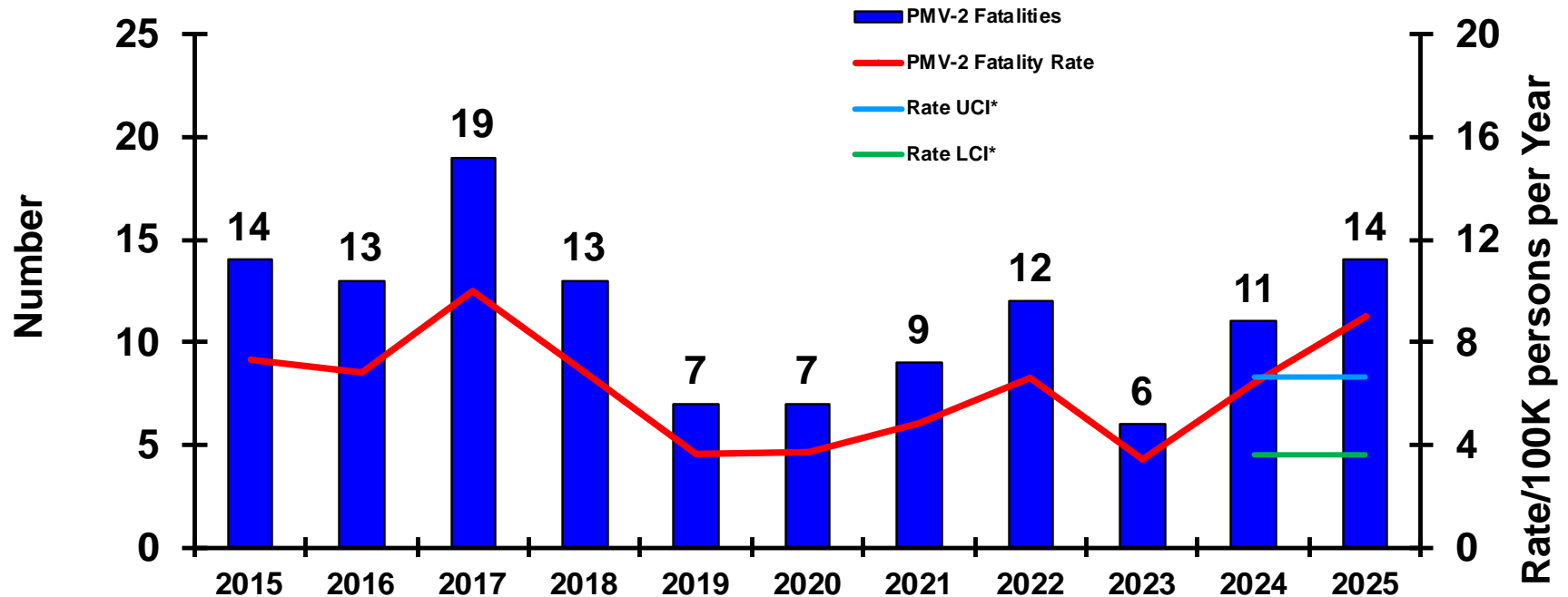


Slide does not show Permanent Total Disability (PTD) : FY25 - 1

| | 26-Aug-25 | 26-Aug-24 |
|---|------------|-----------|
| CLASS A FATALITIES/FATALITY RATE FY COMPARISON: | 10/6.45 | 8/5.16 |
| FY24 FATALITIES/FATALITY RATE: | 8/4.64 | |
| 10-YEAR AVERAGE (FY15-FY24) FATALITIES/FATALITY RATE: | 14.70/7.89 | |



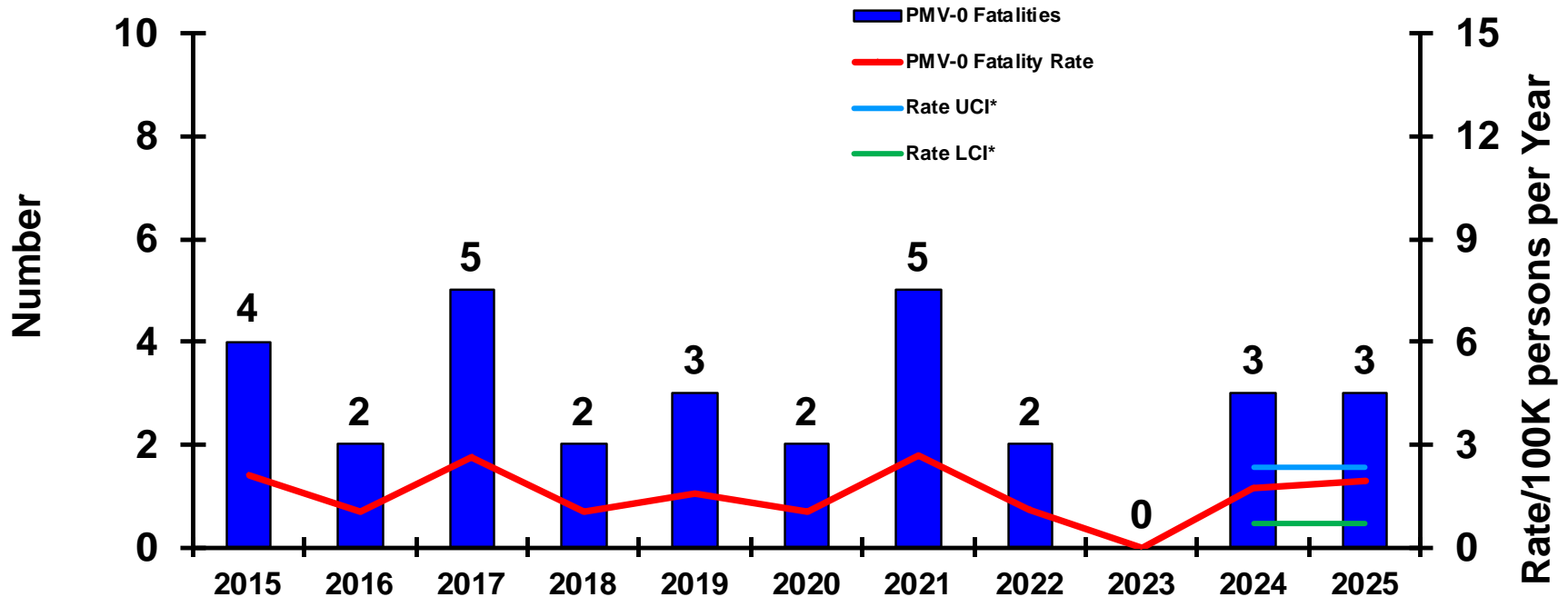
CLASS 'A' - MOTORCYCLE (PMV-2) FATALITIES



| | 26-Aug-25 | 26-Aug-24 |
|---|------------|-----------|
| CLASS A FATALITIES/FATALITY RATE FY COMPARISON: | 14/9.03 | 11/7.09 |
| FY24 FATALITIES/FATALITY RATE: | 11/6.37 | |
| 10-YEAR AVERAGE (FY15-FY24) FATALITIES/FATALITY RATE: | 11.10/5.96 | |



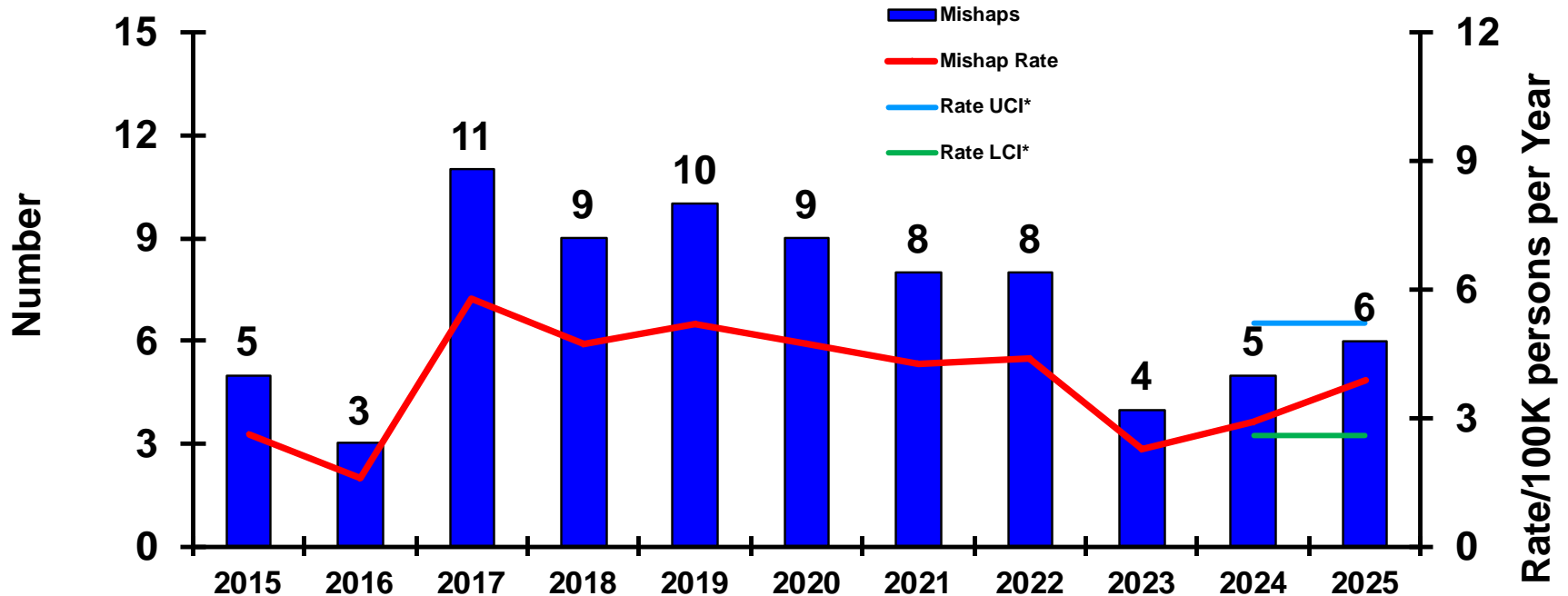
CLASS 'A' - PEDESTRIAN (PMV-0) FATALITIES



| | 26-Aug-25 | 26-Aug-24 |
|---|-----------|-----------|
| CLASS A FATALITIES/FATALITY RATE FY COMPARISON: | 3/1.93 | 2/1.29 |
| FY24 FATALITIES/FATALITY RATE: | 3/1.74 | |
| 10-YEAR AVERAGE (FY15-FY24) FATALITIES/FATALITY RATE: | 2.80/1.50 | |



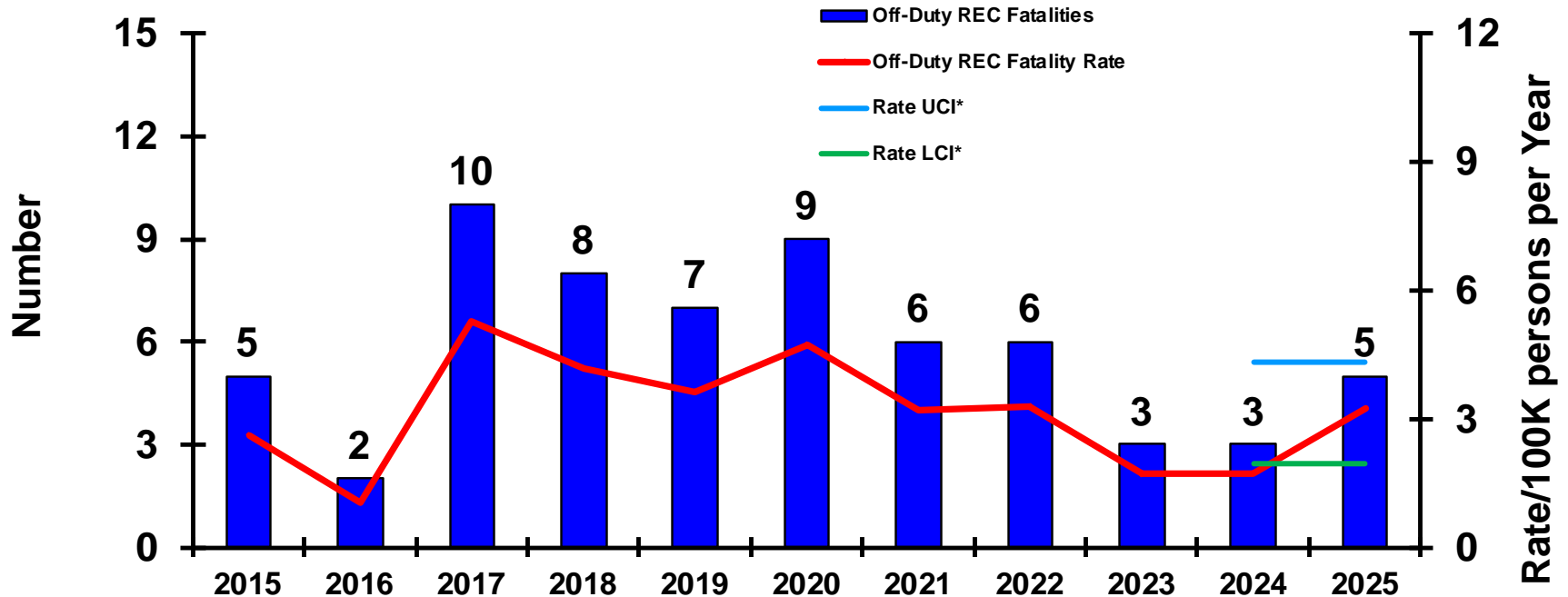
CLASS 'A' - OFF-DUTY/REC MISHAPS



| | 26-Aug-25 | 26-Aug-24 |
|--|-----------|-----------|
| CLASS A MISHAPS/MISHAP RATE FY COMPARISON: | 6/3.87 | 5/3.22 |
| FY24 MISHAPS/MISHAP RATE: | 5/2.90 | |
| 10-YEAR AVERAGE (FY15-FY24) MISHAPS/MISHAP RATE: | 7.20/3.86 | |



CLASS 'A' - OFF-DUTY/REC FATALITIES

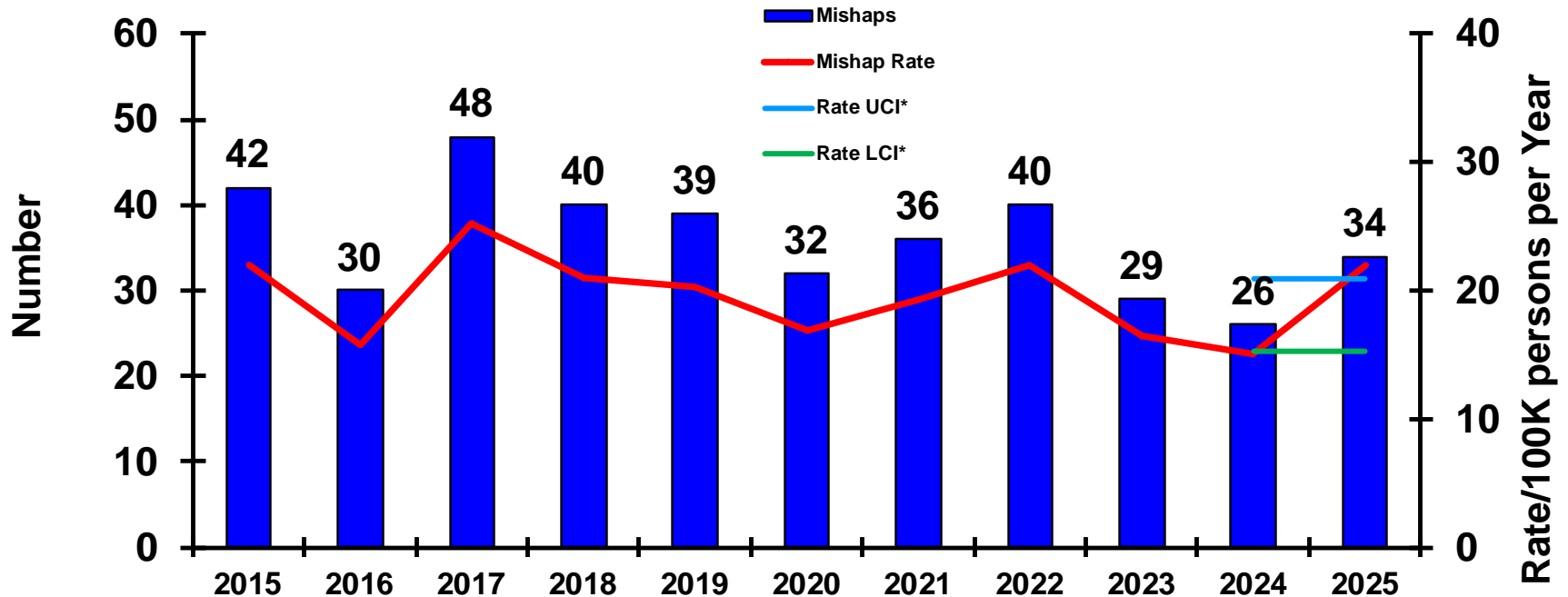


Slide does not show Permanent Total Disability (PTD) : FY25 - 1

| | 26-Aug-25 | 26-Aug-24 |
|--|-----------|-----------|
| CLASS A FATALITIES/FATALITY RATE FY COMPARISON: | 5/3.22 | 3/1.93 |
| FY24 FATALITIES/FATALITY RATE: | 3/1.74 | |
| 10-YEAR AVERAGE (FY15-FY24) FATALITIES/FATALITY RATE: | 5.90/3.17 | |



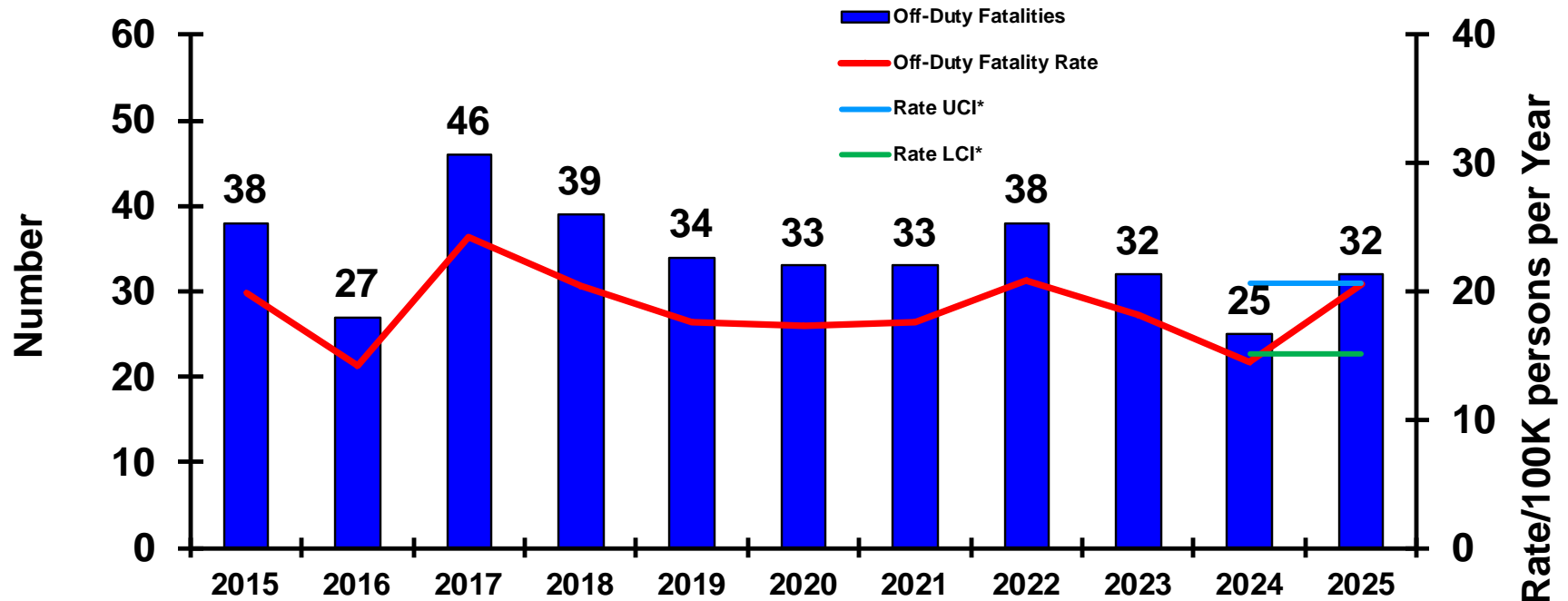
CLASS 'A' - OFF-DUTY MISHAPS



| | 26-Aug-25 | 26-Aug-24 |
|--|-------------|-----------|
| CLASS A MISHAPS/MISHAP RATE FY COMPARISON: | 34/21.92 | 25/16.12 |
| FY24 MISHAPS/MISHAP RATE: | 26/15.06 | |
| 10-YEAR AVERAGE (FY15-FY24) MISHAPS/MISHAP RATE: | 36.20/19.43 | |



CLASS 'A' - OFF-DUTY FATALITIES



Slide does not show Government Civilian Fatalities: FY25 - 0

Slide does not show Permanent Total Disability (PTD) : FY25 - 2

| | 26-Aug-25 | 26-Aug-24 |
|---|-------------|-----------|
| CLASS A FATALITIES/FATALITY RATE FY COMPARISON: | 32/20.63 | 24/15.47 |
| FY24 FATALITIES/FATALITY RATE: | 25/14.48 | |
| 10-YEAR AVERAGE (FY15-FY24) FATALITIES/FATALITY RATE: | 34.50/18.52 | |



USN - SHORT NARRATIVES

USN CLASS 'A' - AVIATION CLASS A MISHAPS (includes UAS/UAV, FRMs and AGMs not included in the Flight Slide) (13)

- **CLASS A FLIGHT MISHAPS (11)**
 - 20 Aug 2025 (Virginia Beach, VA) F/A-18E mishap, pilot safely ejected, sustained minor injuries.
 - 30 Jul 2025 (NAS Lemoore, CA) F-35C mishap, pilot ejected, no fatality.
 - 5 Jun 2025 (NAS Oceana, Virginia Beach, VA) F/A-18E experienced engine flameout on takeoff, landed safely, no injury to aircrew.
 - 2 Jun 2025 (Milton FL) TH-73A hard landing, both aviators sustained minor injuries.
 - 6 May 2025 (Location Withheld – OPSEC) F/A-18F experienced landing mishap, both aircrew ejected and sustained minor injuries.
 - 28 Mar 2025 (Milton, FL) TH-57C experienced hard landing during taxiing, injury sustained by one aircrew.
 - 21 Mar 2025 (Location Withheld – OPSEC) E-2D had an inflight mishap, landed safely, no injury to aircrew.
 - 12 Feb 2025 (IVO NAS North Island, San Diego, CA) E/A-18G departed end of the runway, both aviators ejected safely with minor injuries.
 - 27 Dec 2024 (Location Withheld – OPSEC) MH-60S experienced hard landing, no injuries reported.
 - 22 Dec 2024 (Location Withheld – OPSEC) F/A-18F allegedly struck by friendly fire, both aircrew ejected safely, minor injuries reported.
 - 15 Oct 2024 (IVO Mt Rainer, Washington) EA-18G crashed during training evolution; crew deceased.
- **CLASS 'A' FLIGHT-RELATED MISHAPS (FREL) (0)**
 - NSTR
- **CLASS 'A' AGM MISHAPS (2)**
 - 14 Aug 2025 (Location Withheld – OPSEC) P-8A experienced engine fire on deck, safely extinguished, no injury to personnel nor aircrew.
 - 16 Jan 2025 (NAS Fallon, NV) F-16C experienced engine damage during maintenance-related engine turn. No injuries reported.
- **CLASS 'A' MISHAP – UAV (0)**
 - NSTR



USN - SHORT NARRATIVES

USN CLASS 'A' - AFLOAT MISHAPS (5)

- **CLASS A SURFACE SHIP MISHAPS (4)**

- 21 Aug 2025 (Location Withheld – OPSEC) USS Ship had multi-compartment fire, two personnel sustained minor injuries.
- 12 Feb 2025 (Location Withheld – OPSEC) USS Ship had collision underway, no injury to crew.
- 27 Jan 2025 (Location Withheld – OPSEC) USS Ship sustained damage to equipment, no injury to crew.
- 13 Dec 2024 (Location Withheld – OPSEC) USS Ship sustained damage to equipment, no injury to crew.

- **CLASS A SUBMARINE MISHAPS (0)**

- NSTR

- **CLASS A DIVE/CNIC/NSW/NECC/OTHER MISHAPS**

- NSTR

- **CLASS 'A' MSC AFLOAT MISHAPS (1)**

- 18 Dec 2024 (Location Withheld – OPSEC) Material damaged during USNS VERTREP, no injury to crew.

USN CLASS 'A' - SHORE MISHAPS (8)

- **CLASS A SHORE MISHAPS (6)**

- 20 Aug 2025 (Tripler Army Medical Center, HI) SVM participated in annual PFA, died at hospital.
- 2 Aug 2025 (Washington DC) Equipment in building damaged, no injury to personnel.
- 29 Jul 2025 (San Diego, CA) SVM involved in a training mishap, died at hospital.
- 1 Jul 2025 (Porterville, CA) SVM involved in a training mishap, died at scene.
- 24 Mar 2025 (Chesapeake, VA) SVM involved in a training mishap, died at hospital.
- 17 Nov 2024 (Craderock, MD) Fire damaged building and equipment inside. No injury to personnel.

- **CLASS 'A' PHYSICAL TRAINING MISHAPS (2)**

- 14 Aug 2025 (San Diego, CA) SVM participated in command-sponsored PRT, died at hospital.
- 12 Jun 2025 (Great Lakes NB, IL) SVM collapsed during on-duty PT run, died at hospital.



USN - SHORT NARRATIVES

USN CLASS 'A' - ON-DUTY MOTOR VEHICLE MISHAPS (0)

- CLASS 'A' TACTICAL VEHICLE MISHAPS (0)
 - NSTR
- CLASS 'A' COMMERCIAL VEHICLE MISHAPS (0)
 - NSTR

USN CLASS 'A' - PMV FATALITIES (40)

- PMV-4 FATALITIES (14)
 - 24 Aug 2025 (Cheyenne, OK) SVM involved in a motor vehicle accident, died at scene.
 - 8 Jun 2025 (San Diego, CA) SVM involved in a single motor vehicle accident, died at scene.
 - 8 Jun 2025 (Virginia Beach, VA) 3 x SVM involved in a single motor vehicle accident, all died at scene.
 - 4 Jun 2025 (San Diego, CA) SVM involved in a motor vehicle accident on base, died at scene.
 - 31 May 2025 (Guantanamo Bay, Cuba) SVM involved in a motor vehicle accident, died at hospital.
 - 21 May 2025 (San Diego, CA) SVM involved in a motor vehicle accident on base, died at scene.
 - 10 May 2025 (San Diego, CA) SVM involved in a motor vehicle accident on base, died at scene.
 - 4 May 2025 (Naval Base Great Lakes, IL) SVM involved in a motor vehicle accident on base, died at scene.
 - 12 Apr 2025 (Bremerton, WA) SVM involved in a motor vehicle accident, died at scene.
 - 29 Jan 2025 (Pensacola, FL) SVM involved in a motor vehicle accident, died at hospital on 5 Feb 2025.
 - 27 Nov 2024 (Vallejo, CA) SVM involved in a motor vehicle accident, died at scene.
 - 12 Nov 2024 (Chinquapin, NC) SVM involved in a motor vehicle accident, died at scene.
 - 7 Nov 2024 (Lumber City, GA) SVM involved in a motor vehicle accident, died at scene.
- PMV-2 FATALITIES (26)
 - 21 Aug 2025 (Chesapeake, VA) SVM involved in a motorcycle accident, died at hospital.
 - 10 Aug 2025 (Kapolei, HI) SVM involved in a motorcycle, died at scene.
 - 21 Jul 2025 (Temple, TX) SVM involved in a motorcycle accident, died at hospital.
 - 7 Jul 2025 (San Diego, CA) SVM involved in a motorcycle accident, died at hospital.
 - 7 Jun 2025 (Meadville, PA) SVM involved in a motorcycle accident, died at scene.
 - 5 Jun 2025 (Portsmouth, RI) SVM involved in a motorcycle accident, succumbed to injuries on 6 Jun 25 in hospital.



USN - SHORT NARRATIVES

USN CLASS 'A' - PMV FATALITIES (40) - Continued

- **PMV-2 FATALITIES (26)**
 - 31 May 2025 (Poway, CA) SVM involved in a motorcycle accident, died at scene.
 - 27 May 2025 (Pensacola, FL) SVM involved in a motorcycle accident, succumbed to injuries on 2 Jun 25 in hospital.
 - 12 May 2025 (Norfolk, VA) SVM involved in a motorcycle accident, died at hospital.
 - 29 Apr 2025 (Jacksonville, FL) SVM involved in a motorcycle accident, died at scene.
 - 27 Apr 2025 (Sicily, IT) SVM involved in a motorcycle accident, succumbed to injuries on 28 Apr 25 in hospital.
 - 9 Apr 2025 (Honolulu, HI) SVM involved in a motorcycle accident, died at hospital.
 - 19 Mar 2025 (Charleston, SC) SVM involved in a motorcycle accident, died at hospital.
 - 14 Mar 2025 (Pensacola, FL) SVM involved in a motorcycle accident, died at hospital.
 - 23 Feb 2025 (Fairfax, VA) SVM involved in a motorcycle accident, died at scene.
 - 2 Feb 2025 (Hampton, VA) SVM involved in a motorcycle accident, died at scene.
 - 26 Jan 2025 (Jacksonville, FL) SVM involved in a motorcycle accident, died at scene.
 - 28 Dec 2024 (San Diego, CA) SVM involved in a motorcycle accident, died at scene.
 - 13 Dec 2024 (El Cajon, CA) SVM involved in a motorcycle accident, died at scene.
 - 1 Dec 2024 (Norfolk, VA) SVM involved in a motorcycle accident, died at scene.
 - 27 Nov 2024 (Jacksonville, FL) SVM involved in a motorcycle accident, died at scene.
 - 25 Nov 2024 (Hampton, VA) SVM involved in a motorcycle accident, died at scene.
 - 8 Nov 2024 (Groton, CT) SVM involved in a motorcycle accident, died at scene.
 - 7 Nov 2024 (Oak Harbor, WA) SVM involved in a motorcycle accident, died at hospital.
 - 31 Oct 2024 (St. Mary's, GA) SVM involved in a motorcycle accident, died at scene.
 - 22 Oct 2024 (Honolulu, HI) SVM involved in a motorcycle accident, died at scene.
 - 2 Oct 2024 (Kingsland, GA) SVM involved in a motorcycle accident, died at scene.
- **PMV-0 FATALITIES (0)**
 - NSTR



USN - SHORT NARRATIVES

USN CLASS 'A' USN - OFF-DUTY/RECREATIONAL FATALITIES (6)

- **OFF-DUTY/REC FATALITIES (6)**
 - 8 Aug 2025 (Shelbyville, TN) SVM involved in an off-road ATV mishap, died at scene.
 - 4 Aug 2025 (Chula Vista, CA) SVM involved in a electric bicycle accident, died at scene.
 - 18 Jan 2025 (Maui, HI) SVM drowned while snorkeling, died at hospital.
 - 6 Dec 2024 (Ipan, Guam) SVM suffered drowning on beach, succumbed to injury on 7 Dec 24,
 - 25 Nov 2024 (Yokosuka, Japan) Sailor fell off base from an unknown height, succumbed to injuries.
 - 3 Nov 2024 (NS Meridian, MS) SVM suffered medical emergency, died at hospital.

USN CLASS 'A' – PERMANENT TOTAL DISABILTIES (1)

- 19 Dec 2024 (Vail, CO) MIDN involved in a skiing accident while on leave, resulting on permanent total disability.



USMC - SHORT NARRATIVES

USMC CLASS 'A' AVIATION MISHAPS (includes UAS/UAV, FRMs and AGMs not included in the Flight Slide) (4)

- **CLASS A FLIGHT MISHAPS (2)**
 - 20 Dec 2024 (MCB Camp Pendleton, CA) CH-53E had inflight emergency, landed safely, all crew egressed, no injuries reported.
 - 25 Oct 2024 (MCAS Yuma, AZ) CH-53E: Aircraft crashed on takeoff. Aircraft repairable. Multiple minor injuries reported.
- **CLASS 'A' FLIGHT-RELATED MISHAPS (FREL) (0)**
 - NSTR
- **CLASS 'A' AGM MISHAPS (2)**
 - 22 Aug 2025 (MCAGCC Twenty-Nine Palms, CA) CH-53E had engine fire during engine start on deck, no injury to personnel.
 - 30 Apr 2025 (MCAS Iwakuni, Japan) F-35B experience engine fire on deck during maintenance evolution, one person sustained minor injuries.
- **CLASS 'A' MISHAP – UAV (0)**
 - NSTR

USMC CLASS 'A' GROUND MISHAPS (4)

- **CLASS A GROUND MISHAPS (3)**
 - 6 Feb 2025 (Location Withheld – OPSEC) SVM perished in an aircraft accident.
 - 20 Dec 2024 (Camp Lejeune, NC) SVM involved in a training event, died at hospital.
 - 7 Dec 2024 (MCB Camp Pendleton, CA) SVM involved in a command-directed hike, succumbed to injuries enroute to the hospital.
- **CLASS A PHYSICAL TRAINING MISHAPS (1)**
 - 24 Jun 2025 (Orlando, FL) SVM collapsed during PFT, died at hospital.



USMC - SHORT NARRATIVES

USMC CLASS 'A' ON-DUTY MOTOR VEHICLE MISHAPS (2)

- **CLASS 'A' TACTICAL VEHICLE MISHAPS (1)**

- 8 Nov 2024 (MCB Camp Pendleton, CA) SVM sustained fatal injury during work evolution.

- **CLASS 'A' COMMERCIAL VEHICLE MISHAPS (1)**

- 15 April 2025 (El Paso, TX) 3 x SVM injured in a motor vehicle accident on duty, two succumbed to their injuries at the hospital.

USMC CLASS 'A' PMV FATALITIES (27)

- **PMV-4 FATALITIES (10)**

- 3 Aug 2025 (Wilmington, NC) SVM involved in a motor vehicle accident, died at the scene.
- 24 Jul 2025 (Durham, NC) SVM involved in a motor vehicle accident, died at hospital.
- 21 Jun 2025 (Fairfax, VA) SVM involved in a motor vehicle accident, died at hospital on 22 Jun 25.
- 6 Jun 2025 (Hampstead, MD) SVM involved in a single motor vehicle accident, all died at scene.
- 1 Mar 2025 (Holly Ridge, NC) SVM involved in a motor vehicle accident, died at scene.
- 30 Dec 2024 (Houston, TX) SVM involved in a motor vehicle accident, died at hospital.
- 24 Dec 2024 (Augusta, GA) SVM involved in a motor vehicle accident, succumbed to injuries on 24 Dec 24.
- 22 Dec 2024 (Klamath County, OR) SVM involved in a motor vehicle accident, died at scene.
- 15 Dec 2024 (Punalu'u, HI) SVM involved in a motor vehicle accident, succumbed to injuries on 19 Dec 24.
- 6 Dec 2024 (Richland, NC) SVM involved in a motor vehicle accident, died at scene.

- **PMV-2 FATALITIES (14)**

- 15 Aug 2025 (Okinawa, Japan) SVM involved in a motorcycle accident, died at hospital on 16 Aug 2025.
- 2 Jul 2025 (Kailua, HI) SVM involved in a motorcycle accident, died at scene.
- 19 Jun 2025 (Chesterfield, VA) SVM involved in a motorcycle accident, died at hospital.
- 29 May 2025 (San Antonio, TX) SVM involved in a motorcycle accident, died at hospital.
- 15 May 2025 (Okinawa, Japan) SVM involved in a motorcycle accident, died at scene.
- 31 Mar 2025 (Manning, SC) SVM involved in a motorcycle accident, died at scene.
- 20 Mar 2025 (Escondido, CA) SVM involved in a motorcycle accident, died at hospital.
- 19 Jan 2025 (Panorama, CA) SVM involved in a motorcycle accident, died at scene.
- 14 Dec 2024 (Menifee, CA) SVM involved in a motorcycle accident, died at scene.
- 19 Nov 2024 (IVO Kin, Okinawa, Japan) SVM involved in a motorcycle accident, died at hospital.



USMC - SHORT NARRATIVES

USMC CLASS 'A' PMV FATALITIES (27) – Continued

PMV-2 FATALITIES (14) - Continued

- 31 Oct 2024 (Santa Ana, CA) SVM involved in a motorcycle accident, died at hospital on 4 Nov 24.
- 27 Oct 2024 (St Louis, MO) SVM involved in a motorcycle accident, died at scene.
- 17 Oct 2024 (Jacksonville, NC) SVM involved in a motorcycle accident, died at hospital.
- 15 Oct 2024 (Oceanside, CA) SVM involved in a motorcycle accident, died at scene.

PMV-0 FATALITIES (3)

- 26 May 2025 (Kissimmee, FL) SVM involved in a motor vehicle accident, exited vehicle, hit by another vehicle, died at scene.
- 12 Mar 2025 (Tampa, FL) SVM was struck by motor vehicle while running, died at hospital.
- 8 Feb 2025 (Los Angeles, CA) SVM was struck by motor vehicle on highway, deceased at scene.

USMC CLASS 'A' OFF-DUTY/RECREATIONAL FATALITIES (5)

OFF-DUTY/REC FATALITIES (5)

- 29 Jun 2025 (Lewisville, TX) SVM dove in lake, presumed deceased.
- 3 May 2025 (Mount Funaro, Japan) SVM on leave hiking with another service member, died at hospital.
- 24 Dec 2024 (Grand Junction, CO) SVM involved in a skiing accident, died at hospital on 6 Jan 25.
- 20 Dec 2024 (Bangu, Ilocos Norte, Philippines) SVM drowned during training event.
- 12 Oct 2024 (Raleigh, NC) SVM sustained injury from accidental personal firearm discharge, died at scene.

USMC CLASS 'A' – PERMANENT TOTAL DISABILITIES (2)

- 12 Apr 2025 (Jacksonville, FL) SVM involved in a motor vehicle accident, resulting in permanent total disability (PTD).
- 3 Nov 2024 (Martinsburg, WV) SVM involved in an off-duty/off-road motorcycle accident resulting in permanent total disability (PTD).



Mishap Confidence Interval



- UCI = Upper Confidence Interval LCI = Lower Confidence Interval
- Rate values above the UCI or below the LCI infer a statistically significant change is probable. This is only an indicator. Significance cannot be determined until end-of-year.
- Values between the UCI and LCI infer that nothing significant has occurred to increase or decrease mishap rate.

(Confidence Interval is based on: Poisson Rate related to a Chi Squared Distribution and calculated using FY16-20 data except for the Lost Work Days and Lost Time Case slides which were based on a normal distribution).