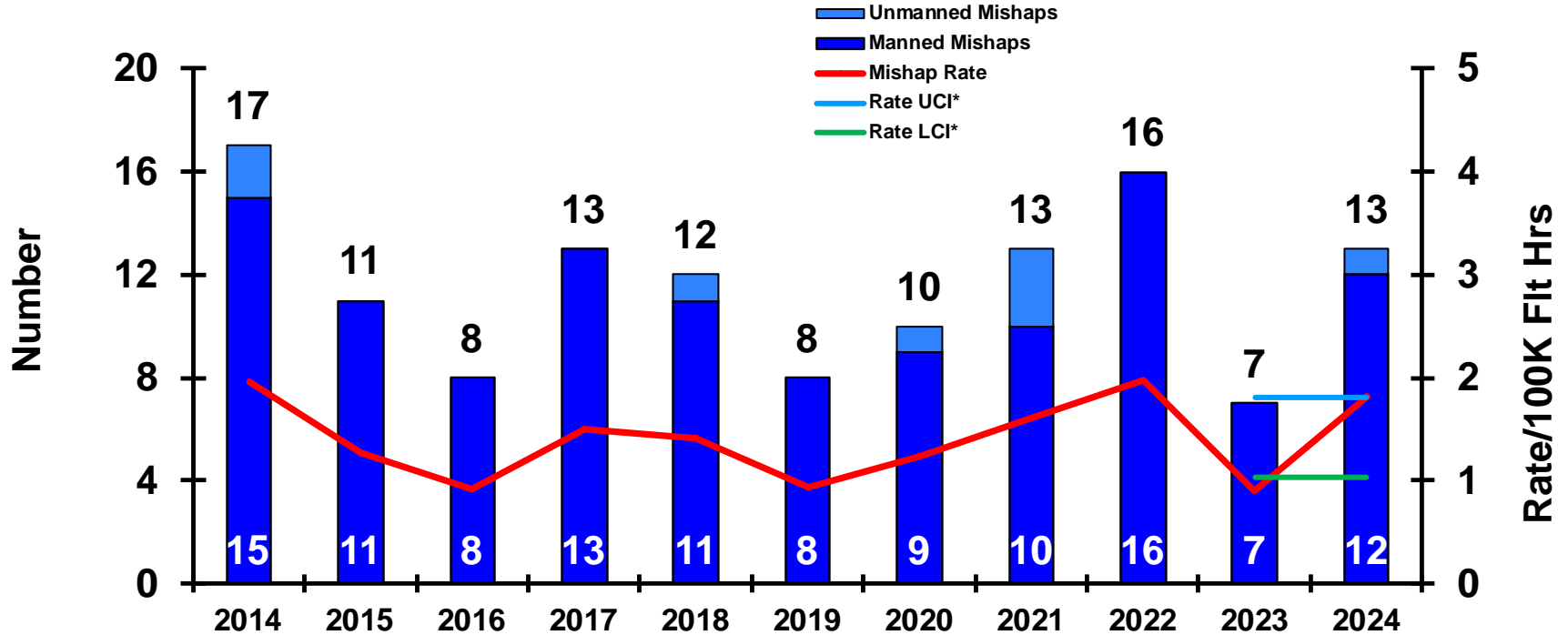




CLASS 'A' - AVIATION MISHAPS



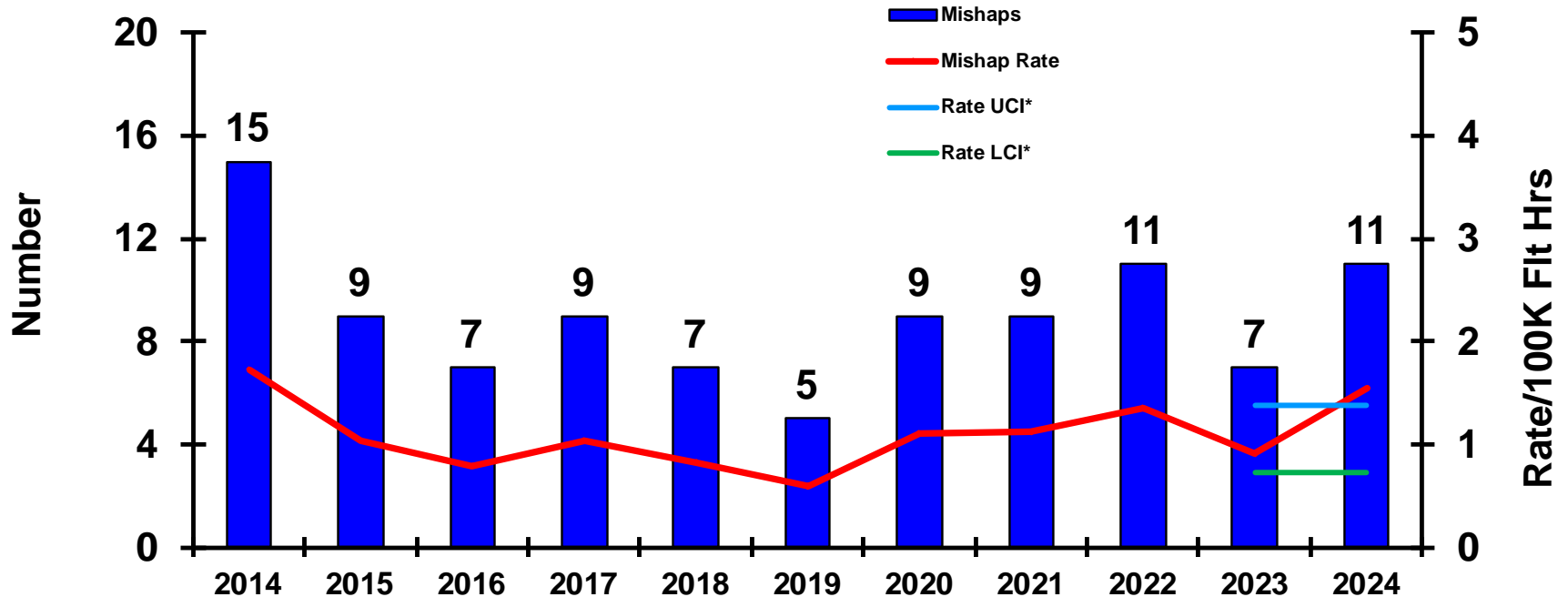
	<u>3-Sep-24</u>	<u>3-Sep-23</u>
CLASS A MISHAPS/MISHAP RATE FY COMPARISON:	13/1.82	6/0.84
FY23 MISHAPS/MISHAP RATE:	7/0.91	
10-YEAR AVERAGE (FY14-FY23) MISHAPS/MISHAP RATE:	11.50/1.41	

*see last slide for definition of UCI/LCI



CLASS 'A' - FLIGHT MISHAPS

Manned Aircraft Only



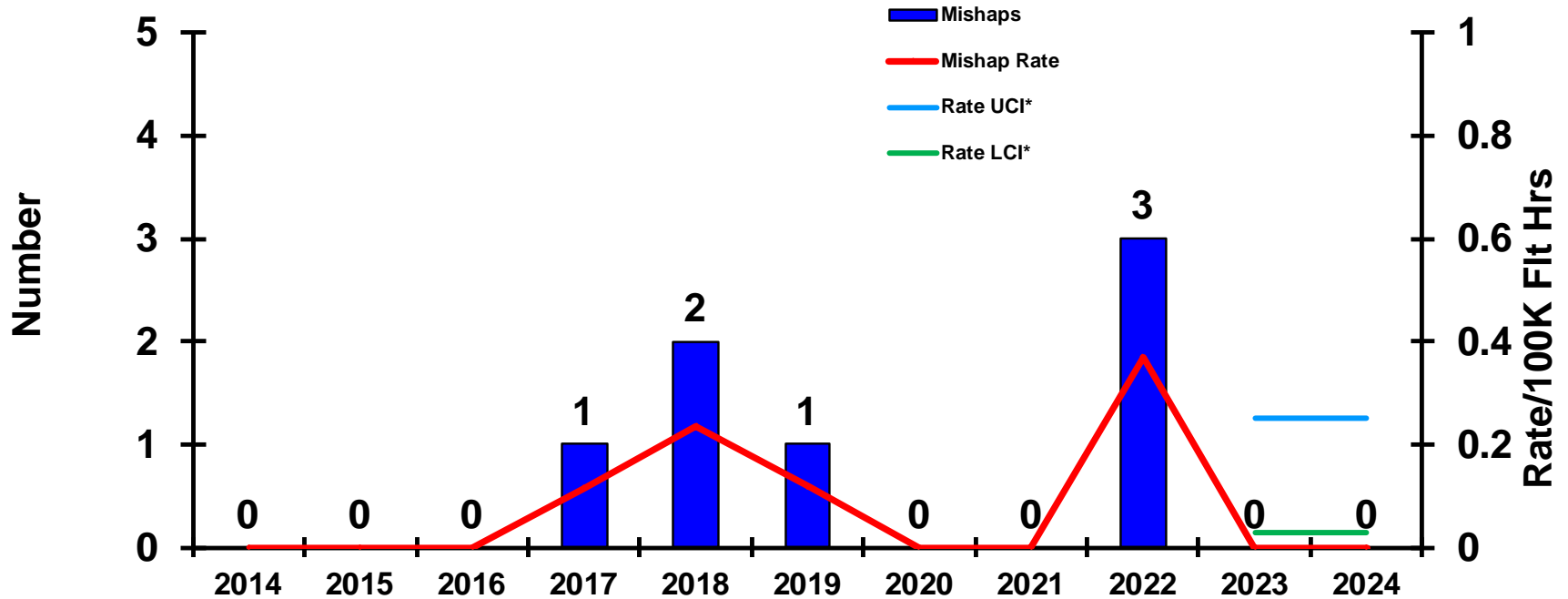
	<u>3-Sep-24</u>	<u>3-Sep-23</u>
CLASS A MISHAPS/MISHAP RATE FY COMPARISON:	11/1.54	6/0.84
FY23 MISHAPS/MISHAP RATE:	7/0.91	
10-YEAR AVERAGE (FY14-FY23) MISHAPS/MISHAP RATE:	8.80/1.05	

*see last slide for definition of UCI/LCI



CLASS 'A' - FLIGHT-RELATED (FREL) MISHAPS

Manned Aircraft Only



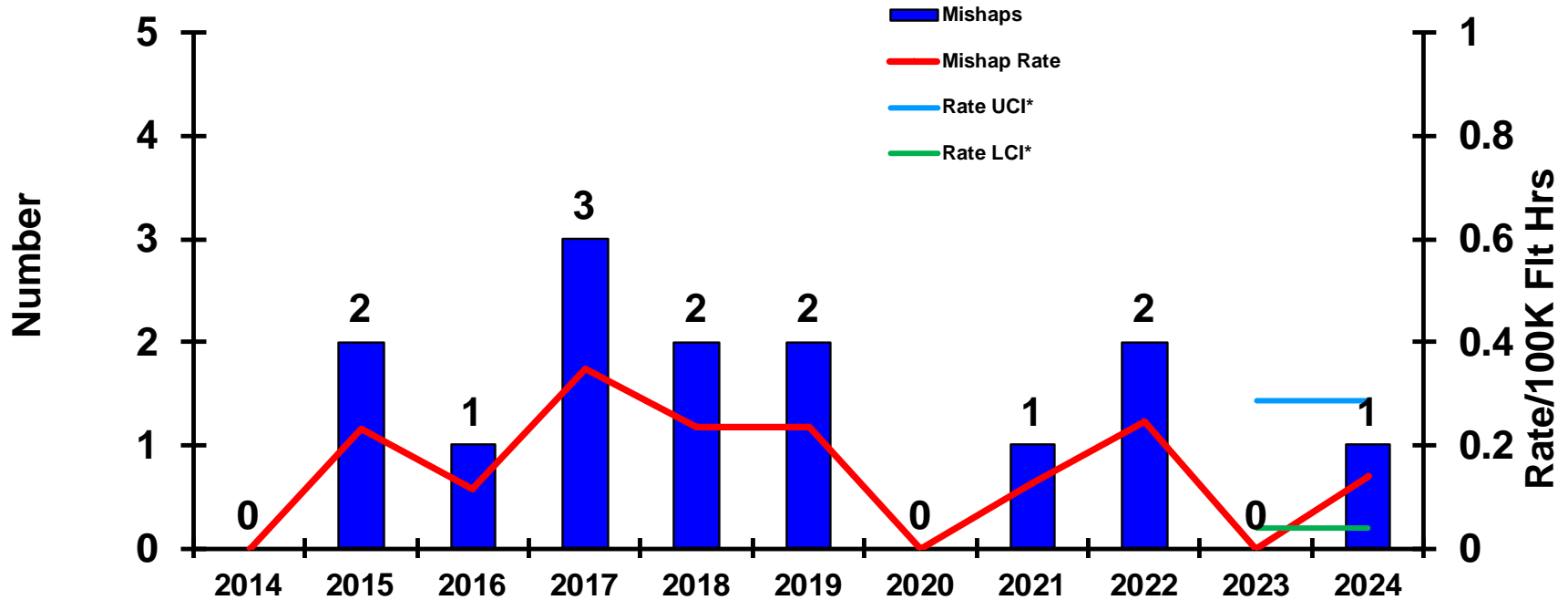
	<u>3-Sep-24</u>	<u>3-Sep-23</u>
CLASS A MISHAPS/MISHAP RATE FY COMPARISON:	0/0.00	0/0.00
FY23 MISHAPS/MISHAP RATE:	0/0.00	
10-YEAR AVERAGE (FY14-FY23) MISHAPS/MISHAP RATE:	0.70/0.08	

*see last slide for definition of UCI/LCI



CLASS 'A' - AVIATION GROUND MISHAPS (AGM)

Manned Aircraft Only

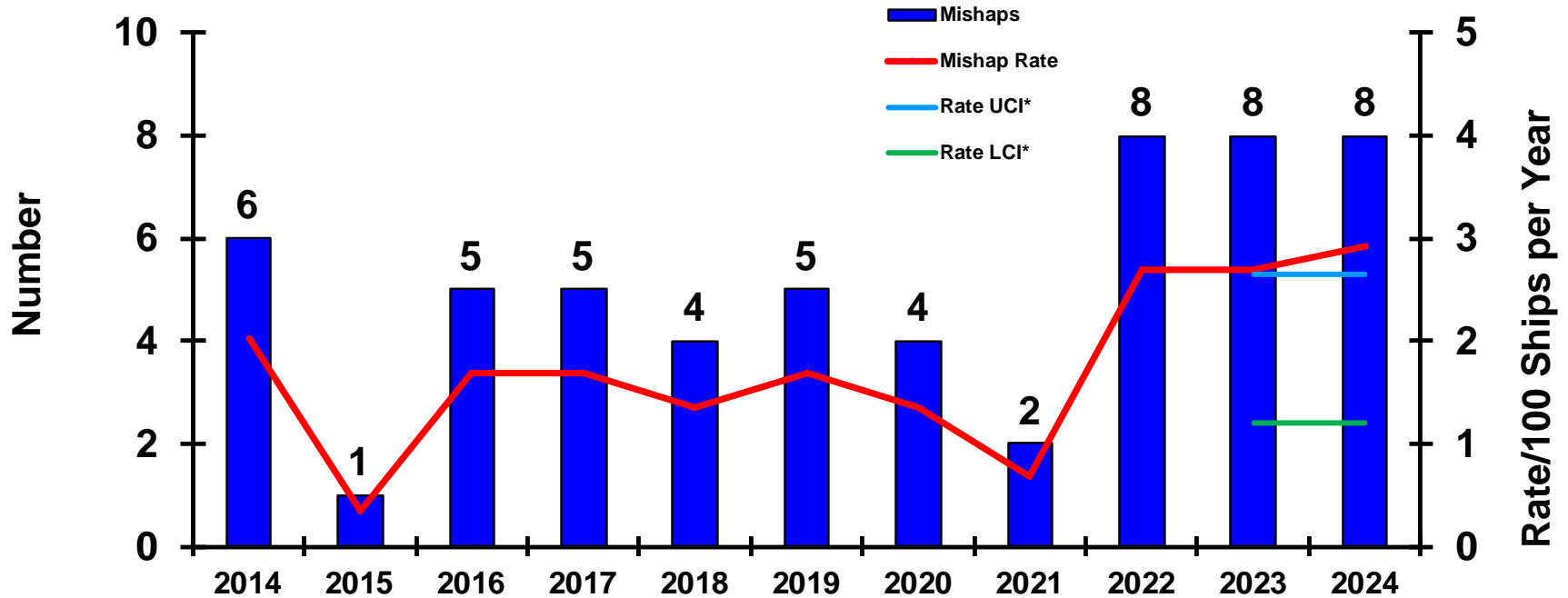


	<u>3-Sep-24</u>	<u>3-Sep-23</u>
CLASS A MISHAPS/MISHAP RATE FY COMPARISON:	1/0.14	0/0.00
FY23 MISHAPS/MISHAP RATE:	0/0.00	
10-YEAR AVERAGE (FY14-FY23) MISHAPS/MISHAP RATE:	1.30/0.15	

*see last slide for definition of UCI/LCI



CLASS 'A' - AFLOAT MISHAPS

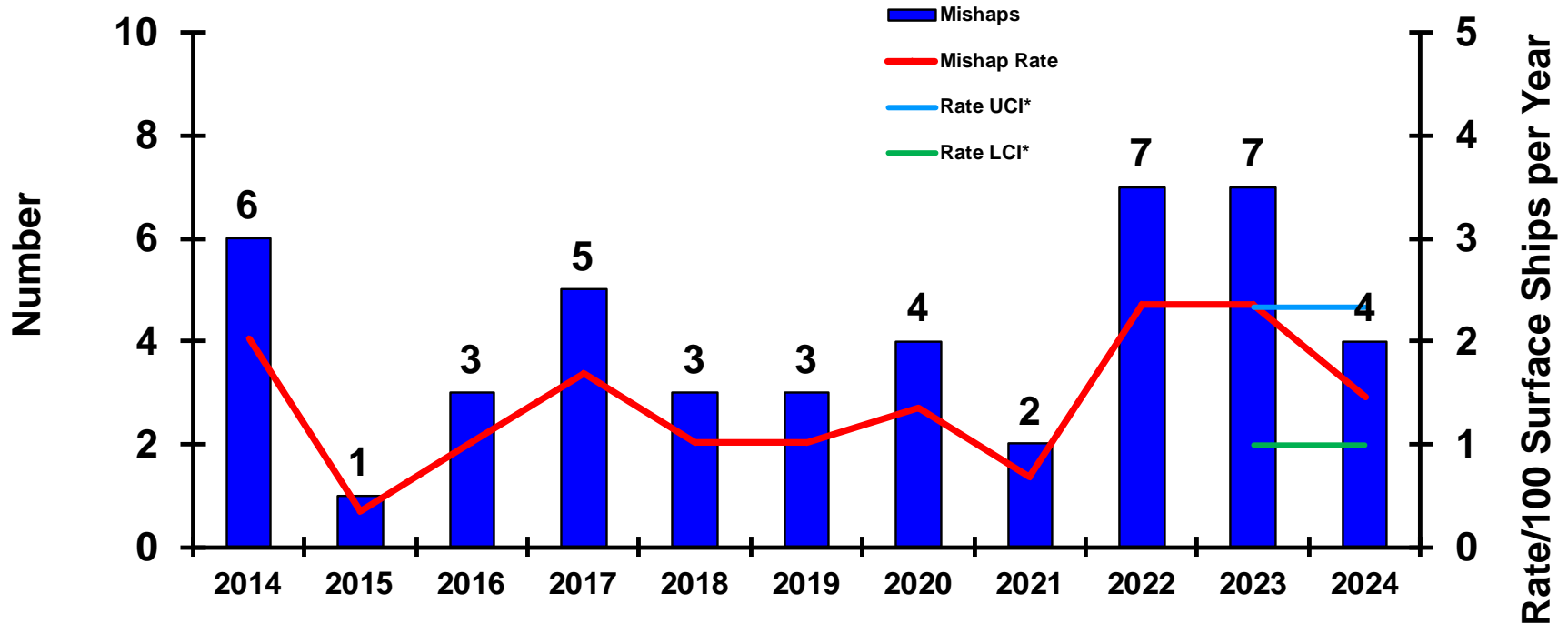


	<u>3-Sep-24</u>	<u>3-Sep-23</u>
CLASS A MISHAPS/MISHAP RATE FY COMPARISON:	8/2.92	8/2.92
FY23 MISHAPS/MISHAP RATE:	8/2.70	
10-YEAR AVERAGE (FY14-FY23) MISHAPS/MISHAP RATE:	4.80/1.62	

*see last slide for definition of UCI/LCI



CLASS 'A' - SURFACE SHIP MISHAPS

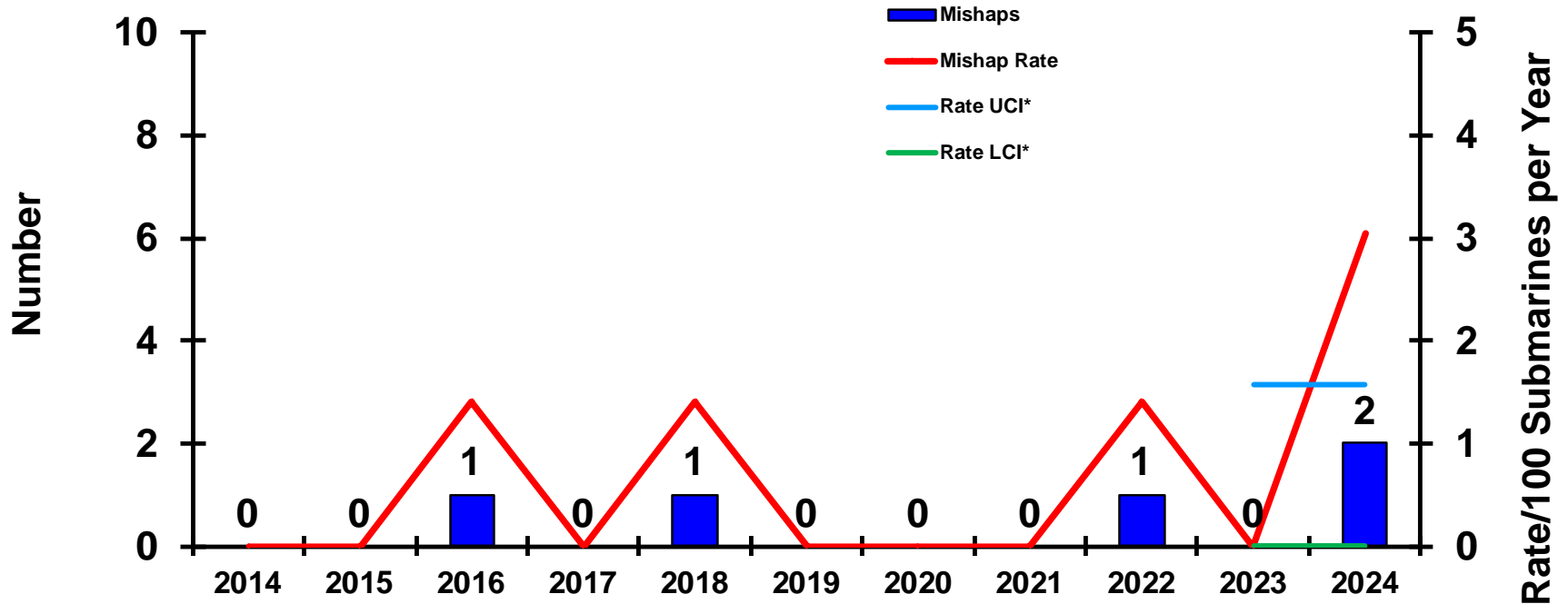


	<u>3-Sep-24</u>	<u>3-Sep-23</u>
CLASS A MISHAPS/MISHAP RATE FY COMPARISON:	4/1.46	7/2.55
FY23 MISHAPS/MISHAP RATE:	7/2.36	
10-YEAR AVERAGE (FY14-FY23) MISHAPS/MISHAP RATE:	4.10/1.39	

*see last slide for definition of UCI/LCI



CLASS 'A' - SUBMARINE MISHAPS

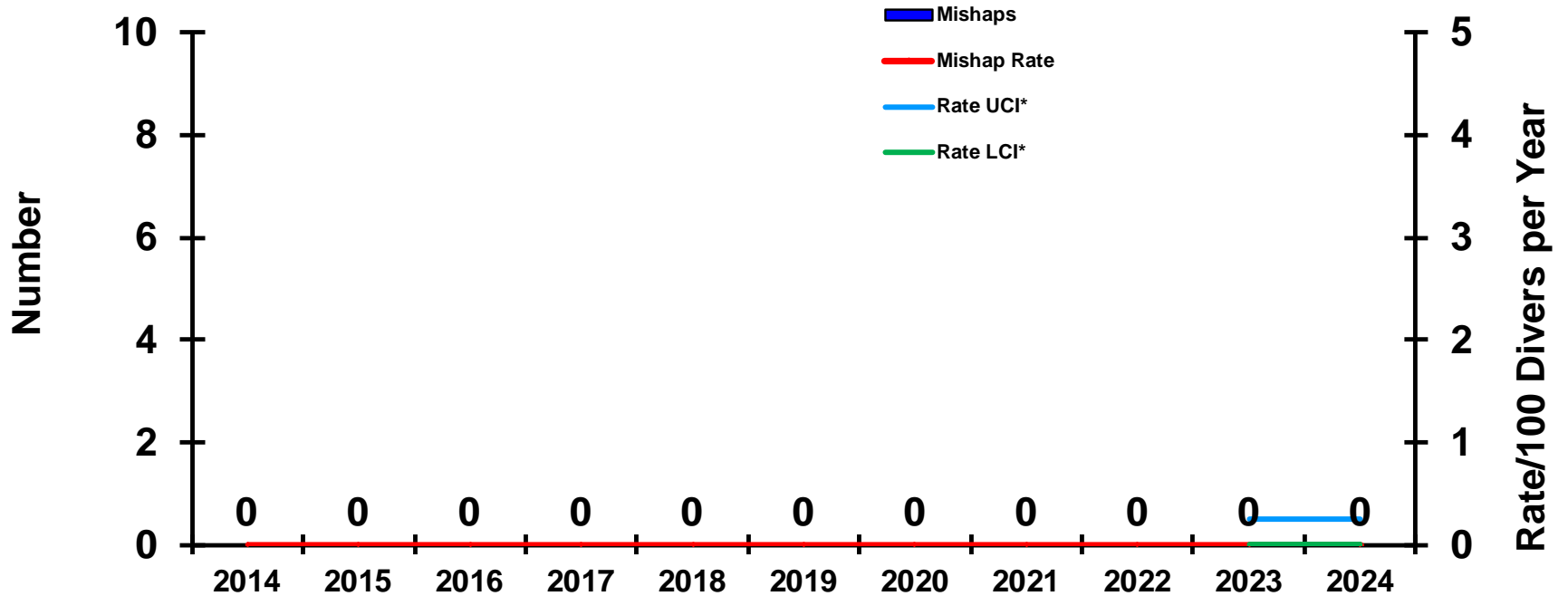


	<u>3-Sep-24</u>	<u>3-Sep-23</u>
CLASS A MISHAPS/MISHAP RATE FY COMPARISON:	2/3.04	0/0.00
FY23 MISHAPS/MISHAP RATE:	0/0.00	
10-YEAR AVERAGE (FY14-FY23) MISHAPS/MISHAP RATE:	0.30/0.42	

*see last slide for definition of UCI/LCI



CLASS 'A' - DIVING MISHAPS

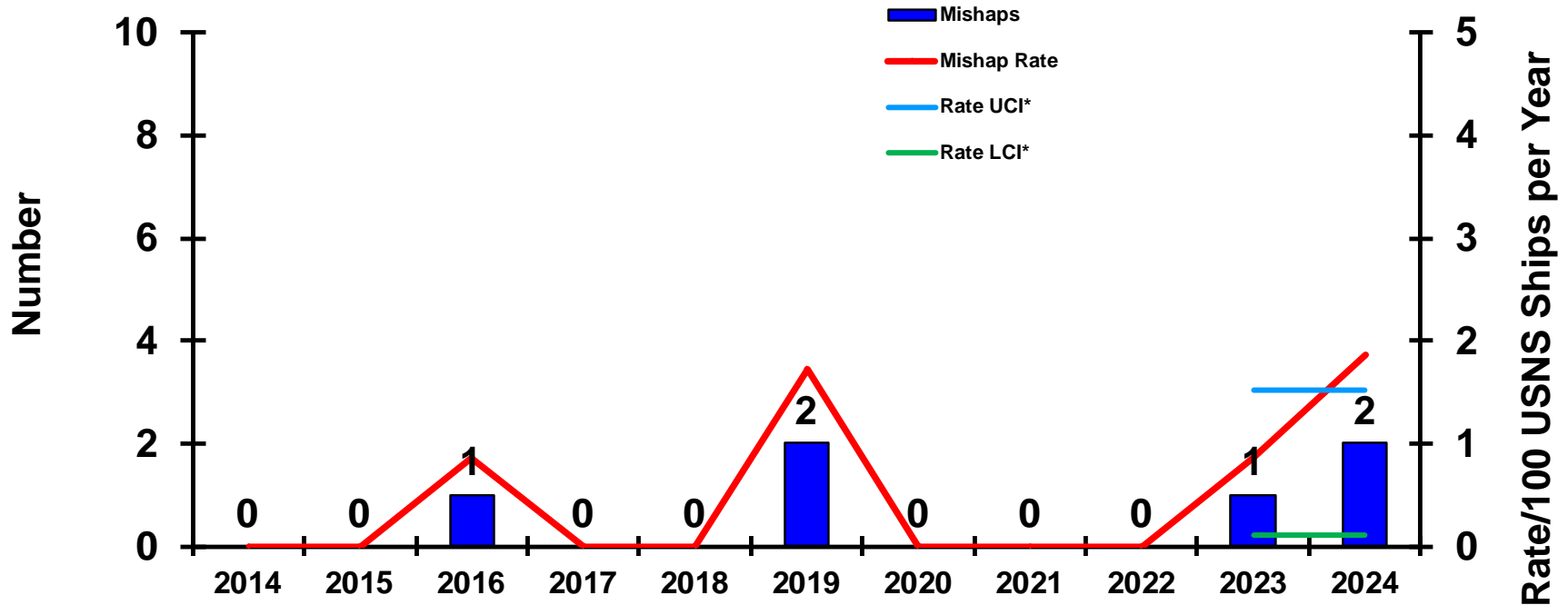


	<u>3-Sep-24</u>	<u>3-Sep-23</u>
CLASS A MISHAPS/MISHAP RATE FY COMPARISON:	0/0.00	0/0.00
FY23 MISHAPS/MISHAP RATE:	0/0.00	
10-YEAR AVERAGE (FY14-FY23) MISHAPS/MISHAP RATE:	0.00/0.00	

*see last slide for definition of UCI/LCI



CLASS 'A' - MILITARY SEALIFT COMMAND (MSC) AFLOAT MISHAPS

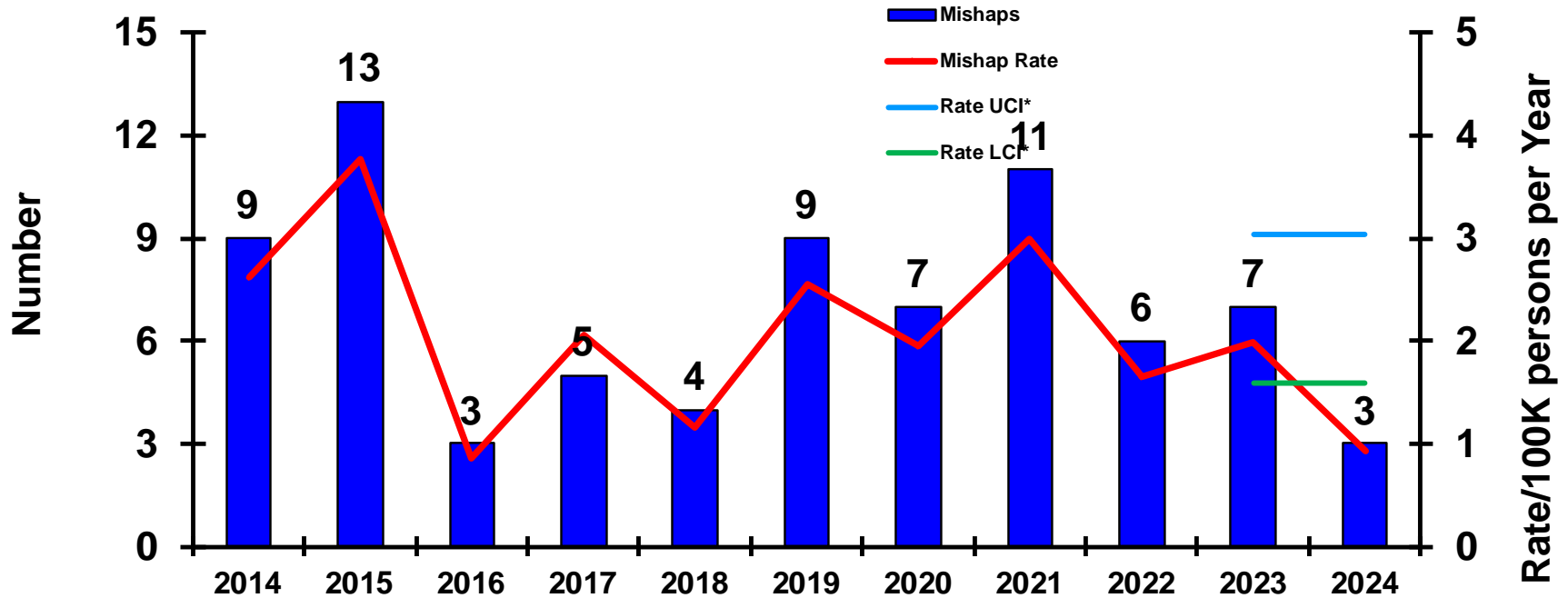


	<u>3-Sep-24</u>	<u>3-Sep-23</u>
CLASS A MISHAPS/MISHAP RATE FY COMPARISON:	2/1.86	1/0.93
FY23 MISHAPS/MISHAP RATE:	1/0.86	
10-YEAR AVERAGE (FY14-FY23) MISHAPS/MISHAP RATE:	0.40/0.34	

*see last slide for definition of UCI/LCI



CLASS 'A' - SHORE ON-DUTY MISHAPS

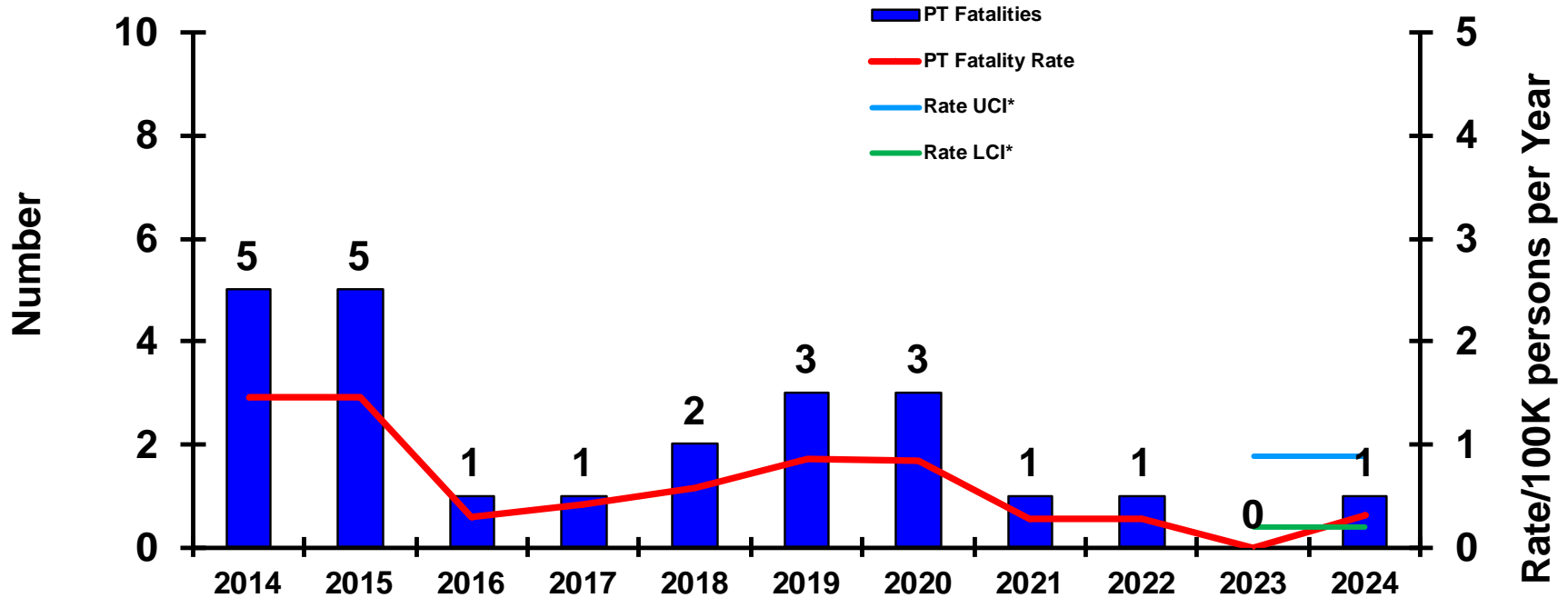


	<u>3-Sep-24</u>	<u>3-Sep-23</u>
CLASS A MISHAPS/MISHAP RATE FY COMPARISON:	3/0.94	7/2.14
FY23 MISHAPS/MISHAP RATE:	7/1.98	
10-YEAR AVERAGE (FY14-FY23) MISHAPS/MISHAP RATE:	7.40/2.16	

*see last slide for definition of UCI/LCI



CLASS 'A' - PHYSICAL TRAINING FATALITIES

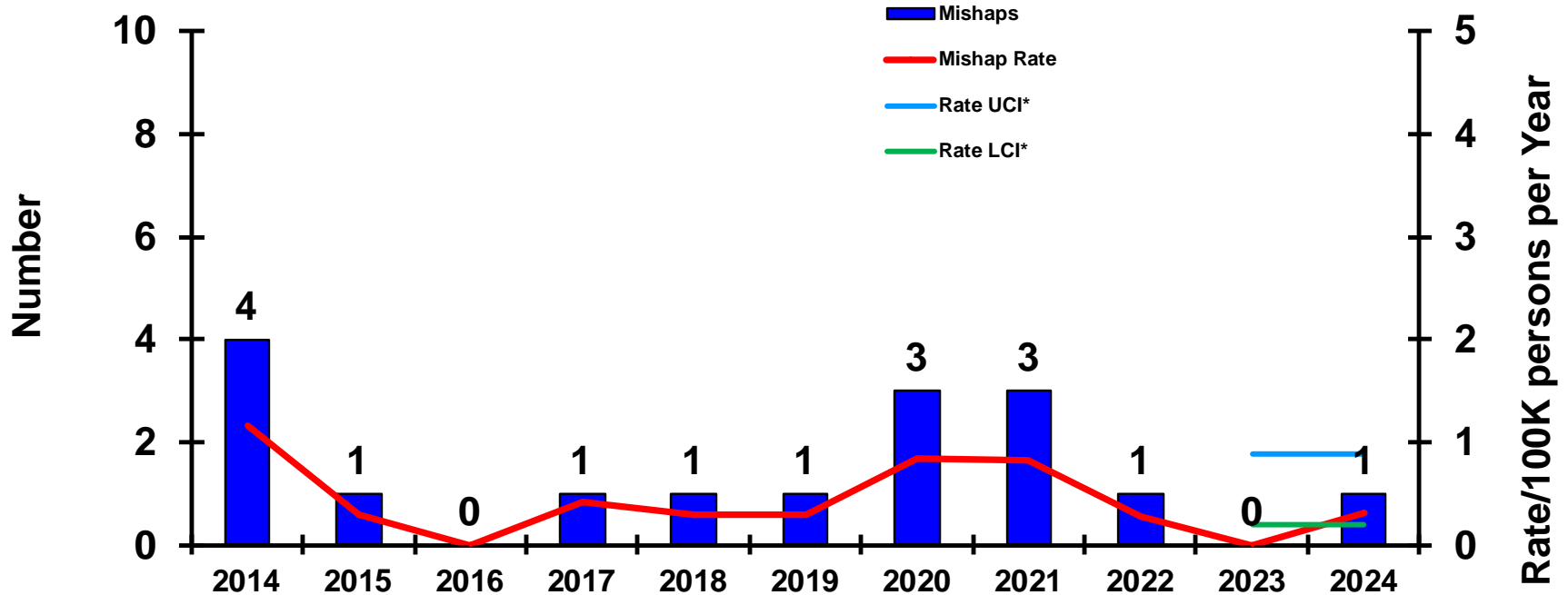


	<u>3-Sep-24</u>	<u>3-Sep-23</u>
CLASS A FATALITIES/FATALITY RATE FY COMPARISON:	1/0.31	0/0.00
FY23 FATALITIES/FATALITY RATE:	0/0.00	
10-YEAR AVERAGE (FY14-FY23) FATALITIES/FATALITY RATE:	2.20/0.64	

*see last slide for definition of UCI/LCI



CLASS 'A' - ON-DUTY MOTOR VEHICLE (MV) MISHAPS

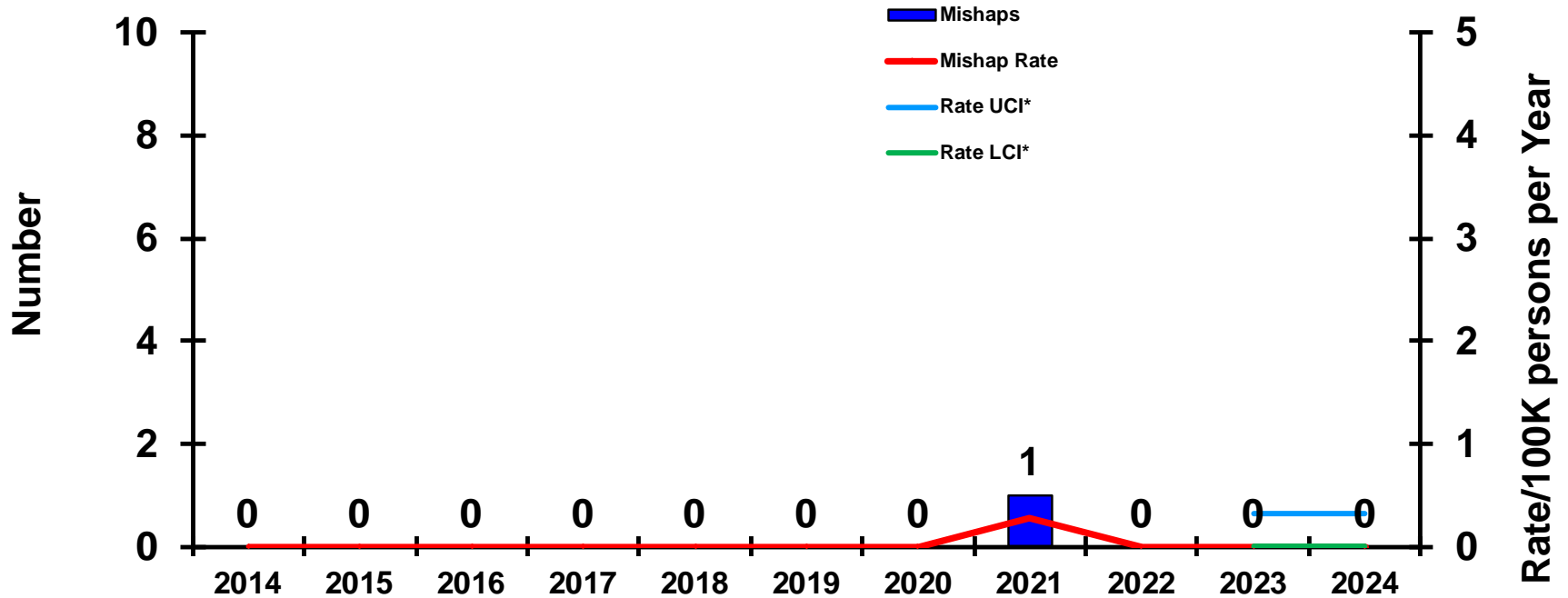


	<u>3-Sep-24</u>	<u>3-Sep-23</u>
CLASS A MISHAPS/MISHAP RATE FY COMPARISON:	1/0.31	0/0.00
FY23 MISHAPS/MISHAP RATE:	0/0.00	
10-YEAR AVERAGE (FY14-FY23) MISHAPS/MISHAP RATE:	1.50/0.44	

*see last slide for definition of UCI/LCI



CLASS 'A' - TACTICAL VEHICLE (TACVEH) MISHAPS

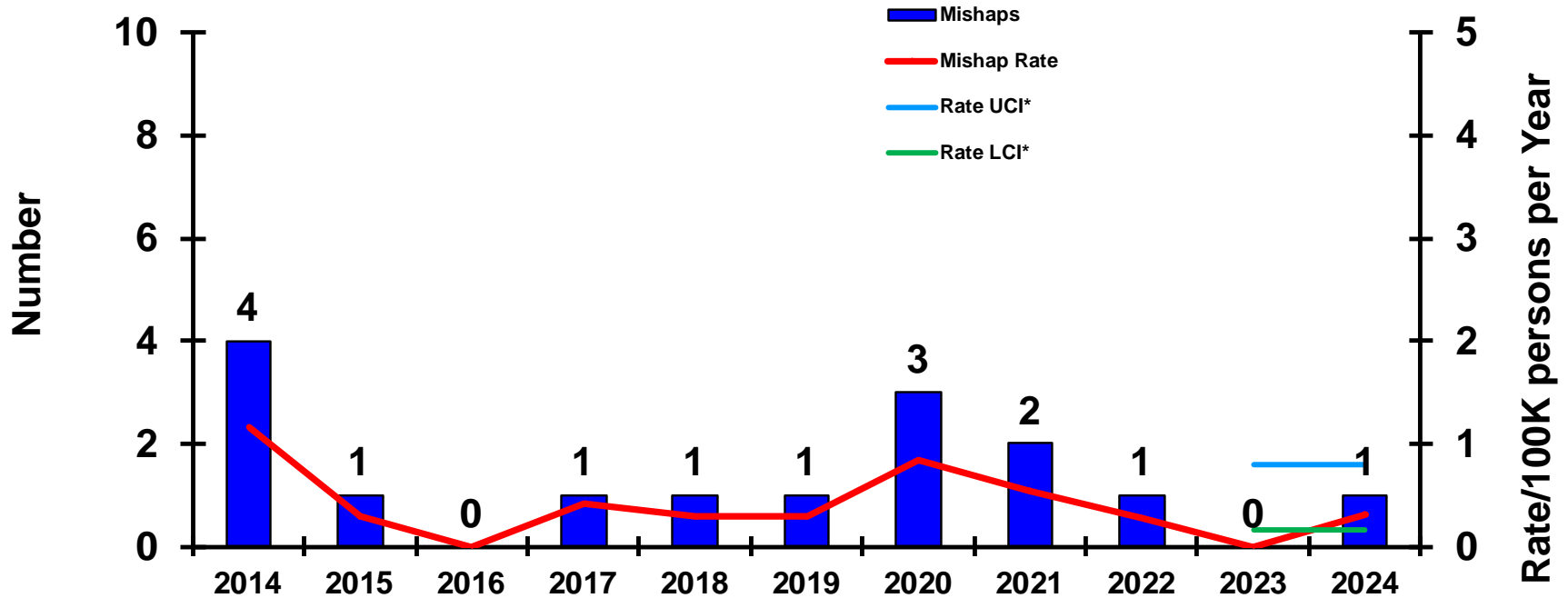


	<u>3-Sep-24</u>	<u>3-Sep-23</u>
CLASS A MISHAPS/MISHAP RATE FY COMPARISON:	0/0.00	0/0.00
FY23 MISHAPS/MISHAP RATE:	0/0.00	
10-YEAR AVERAGE (FY14-FY23) MISHAPS/MISHAP RATE:	0.10/0.03	

*see last slide for definition of UCI/LCI



CLASS 'A' – COMMERCIAL VEHICLE (COMMVEH) MISHAPS

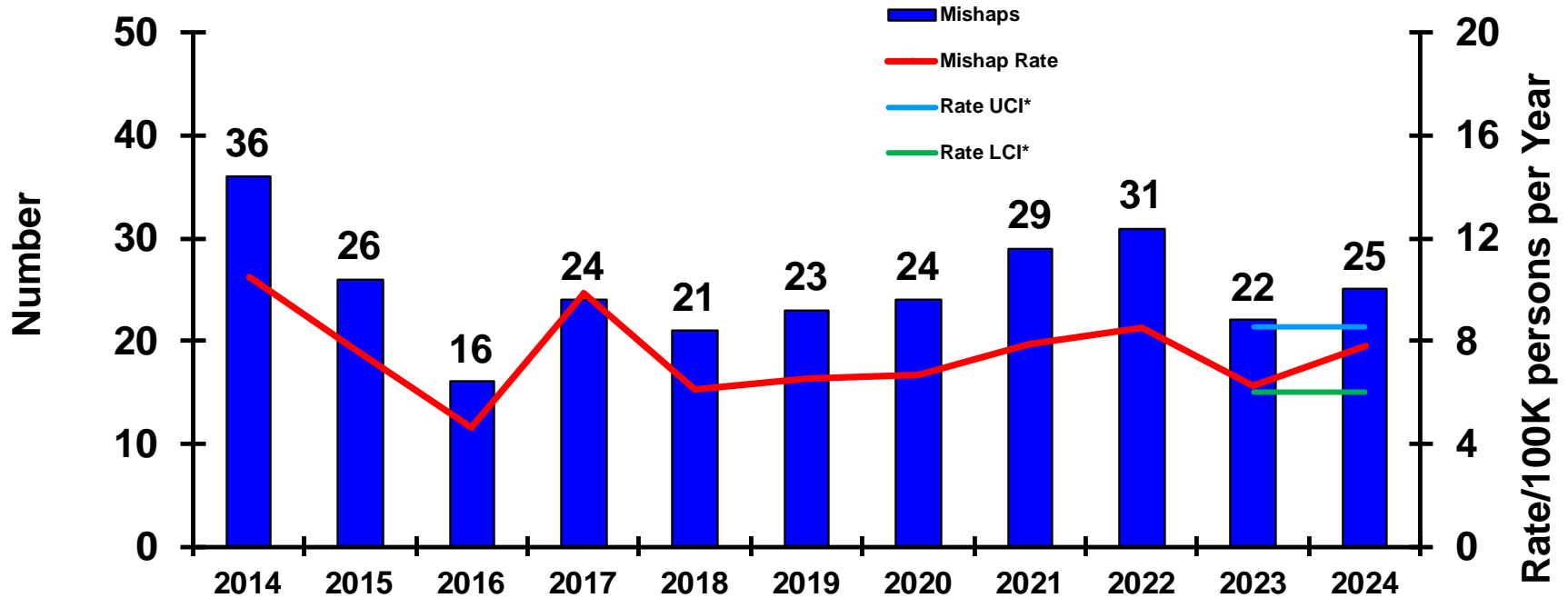


	<u>3-Sep-24</u>	<u>3-Sep-23</u>
CLASS A MISHAPS/MISHAP RATE FY COMPARISON:	1/0.31	0/0.00
FY23 MISHAPS/MISHAP RATE:	0/0.00	
10-YEAR AVERAGE (FY14-FY23) MISHAPS/MISHAP RATE:	1.40/0.41	

*see last slide for definition of UCI/LCI



CLASS 'A' - ON-DUTY MISHAPS

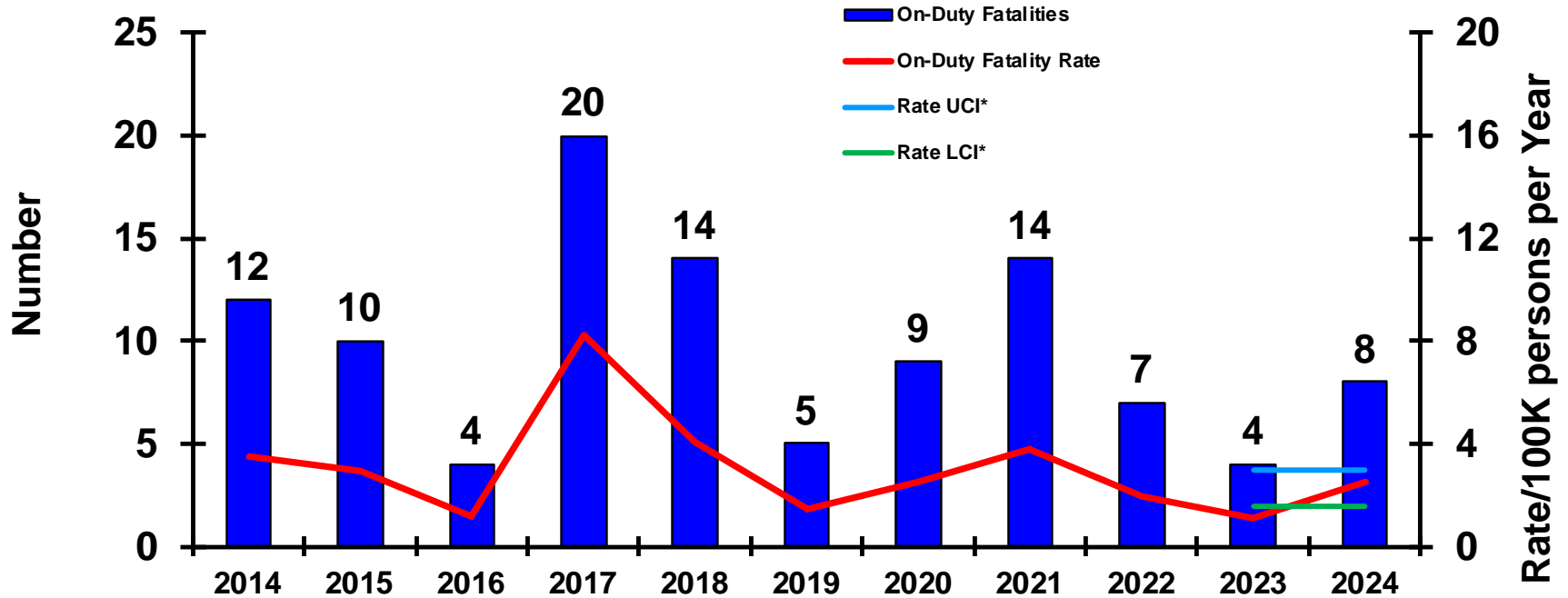


	<u>3-Sep-24</u>	<u>3-Sep-23</u>
CLASS A MISHAPS/MISHAP RATE FY COMPARISON:	25/7.80	21/6.41
FY23 MISHAPS/MISHAP RATE:	22/6.22	
10-YEAR AVERAGE (FY14-FY23) MISHAPS/MISHAP RATE:	25.20/7.44	

*see last slide for definition of UCI/LCI



CLASS 'A' - ON-DUTY FATALITIES



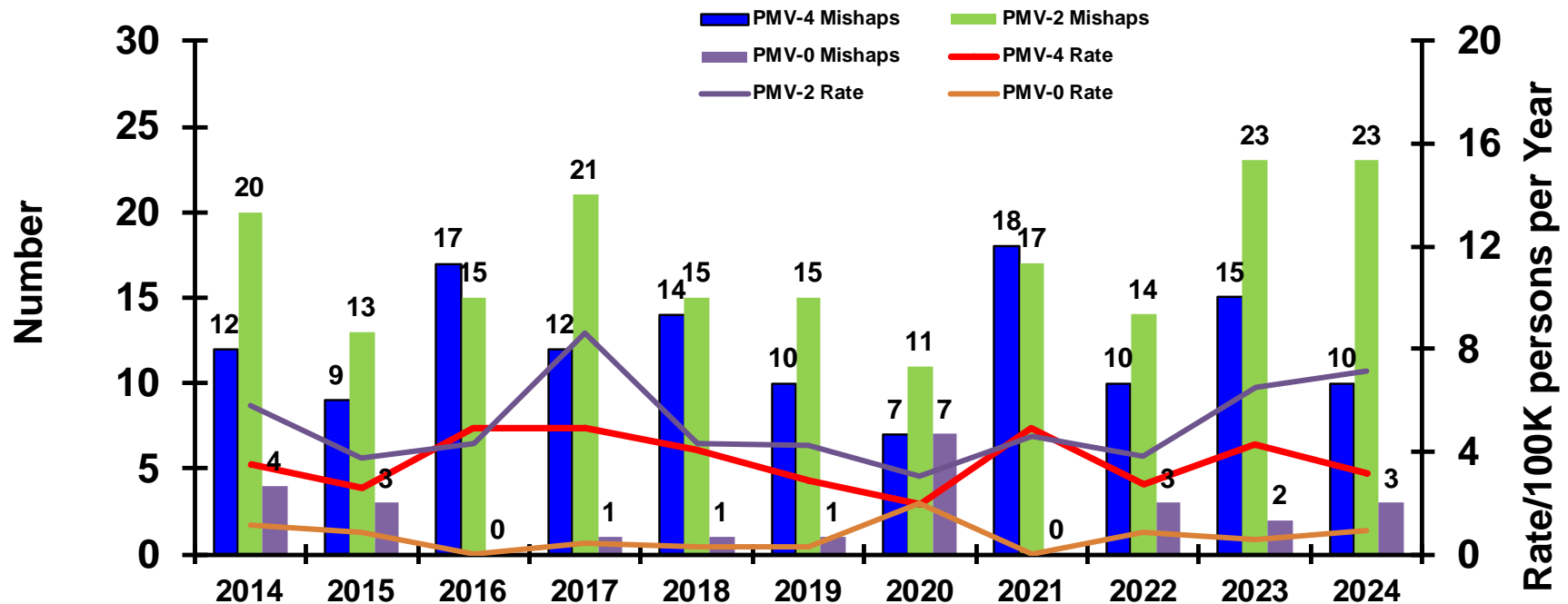
Slide does not show Government Civilian Fatalities: FY24 - 1

	3-Sep-24	3-Sep-23
CLASS A FATALITIES/FATALITY RATE FY COMPARISON:	8/2.49	4/1.22
FY23 FATALITIES/FATALITY RATE:	4/1.13	
10-YEAR AVERAGE (FY14-FY23) FATALITIES/FATALITY RATE:	9.90/3.06	

*see last slide for definition of UCI/LCI



CLASS 'A' - PRIVATE MOTOR VEHICLES (PMV) MISHAPS

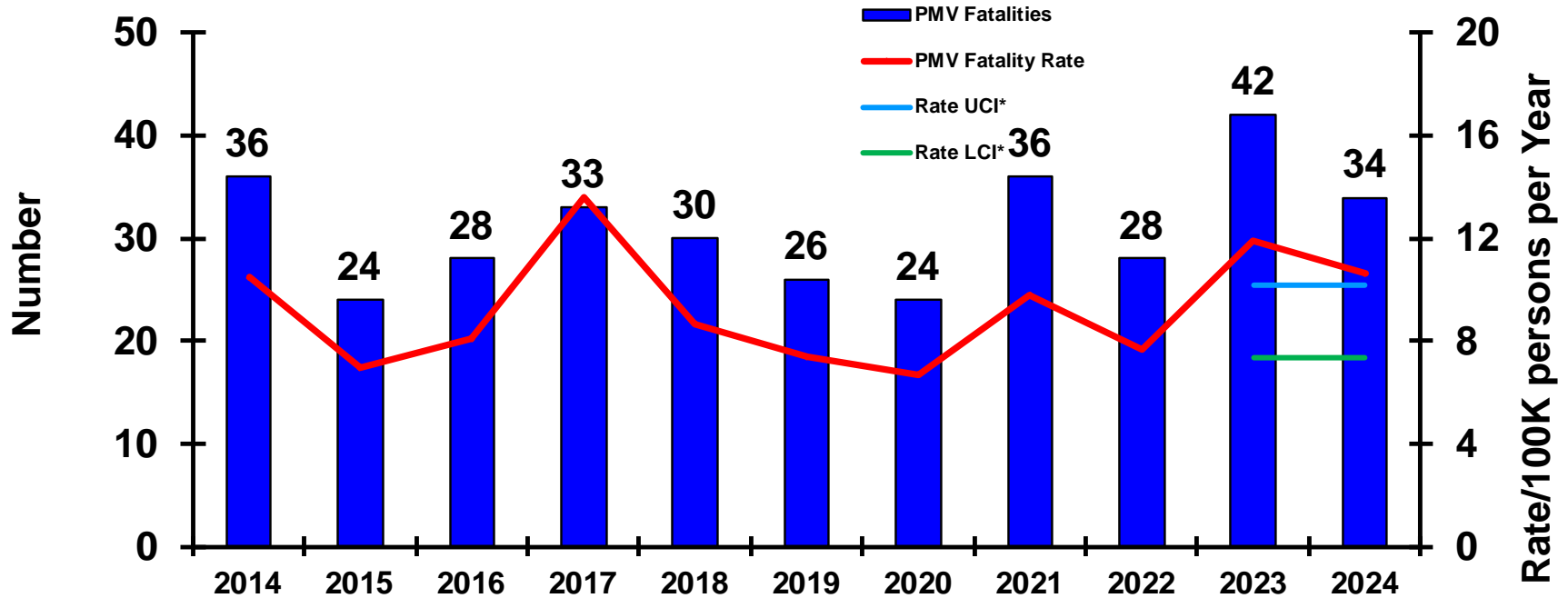


	PMV-4		PMV-2		PMV-0	
	<u>3-Sep-24</u>	<u>3-Sep-23</u>	<u>3-Sep-24</u>	<u>3-Sep-23</u>	<u>3-Sep-24</u>	<u>3-Sep-23</u>
CLASS A MISHAPS/MISHAP RATE FY COMPARISON:	10/3.12	13/3.97	23/7.17	21/6.41	3/0.94	2/0.62
FY23 MISHAPS/MISHAP RATE:	15/4.24		23/6.51		2/0.57	
10-YEAR AVERAGE (FY14-FY23) MISHAPS/MISHAP RATE:	12.40/3.67		16.40/4.92		2.20/0.64	

*see last slide for definition of UCI/LCI



CLASS 'A' – PRIVATE MOTOR VEHICLE (PMV) FATALITIES

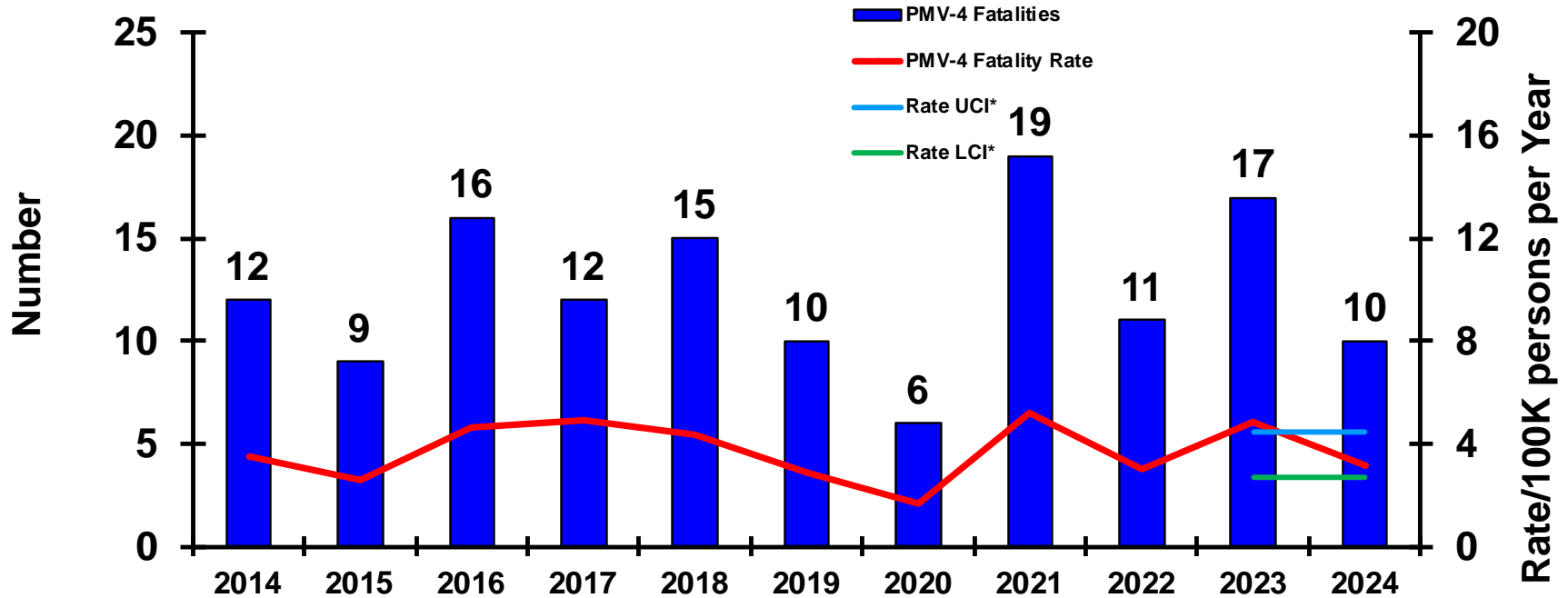


	<u>3-Sep-24</u>	<u>3-Sep-23</u>
CLASS A FATALITIES/FATALITY RATE FY COMPARISON:	34/10.60	38/11.61
FY23 FATALITIES/FATALITY RATE:	42/11.88	
10-YEAR AVERAGE (FY14-FY23) FATALITIES/FATALITY RATE:	30.70/9.12	

*see last slide for definition of UCI/LCI



CLASS 'A' - AUTOMOBILE (PMV-4) FATALITIES

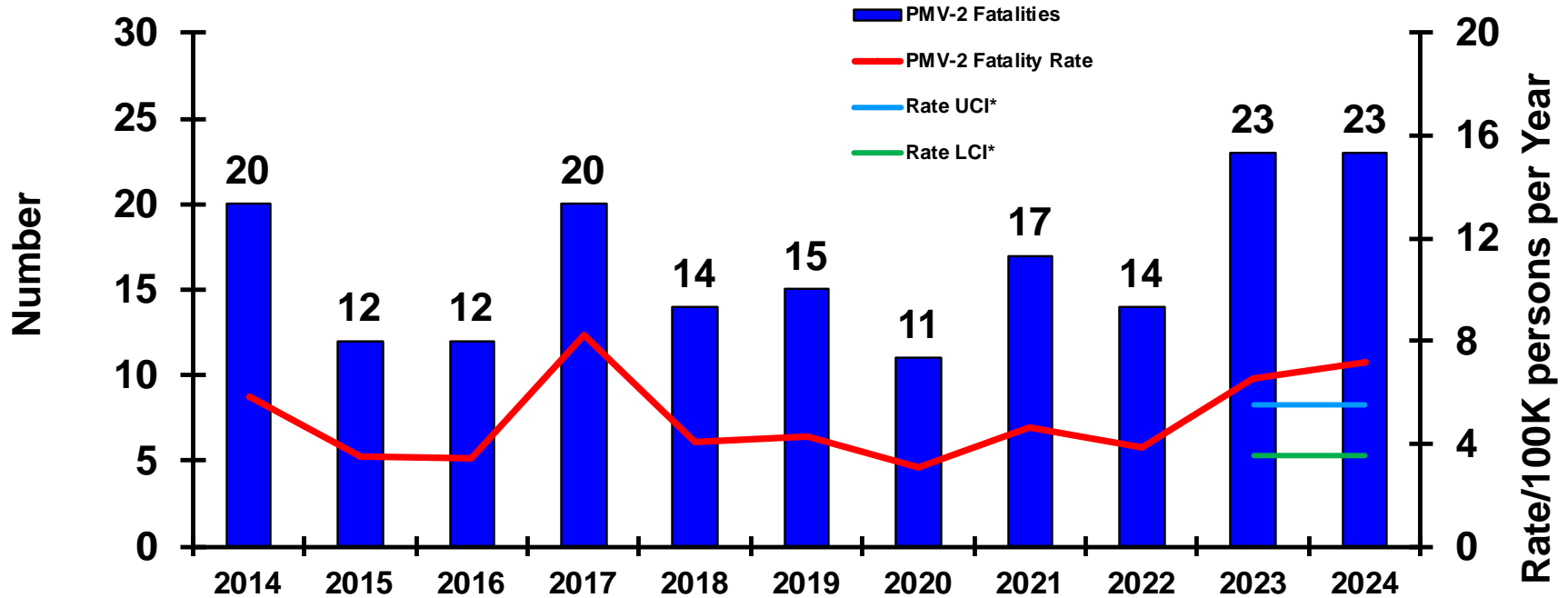


	<u>3-Sep-24</u>	<u>3-Sep-23</u>
CLASS A FATALITIES/FATALITY RATE FY COMPARISON:	10/3.12	15/4.58
FY23 FATALITIES/FATALITY RATE:	17/4.81	
10-YEAR AVERAGE (FY14-FY23) FATALITIES/FATALITY RATE:	12.70/3.75	

*see last slide for definition of UCI/LCI



CLASS 'A' - MOTORCYCLE (PMV-2) FATALITIES

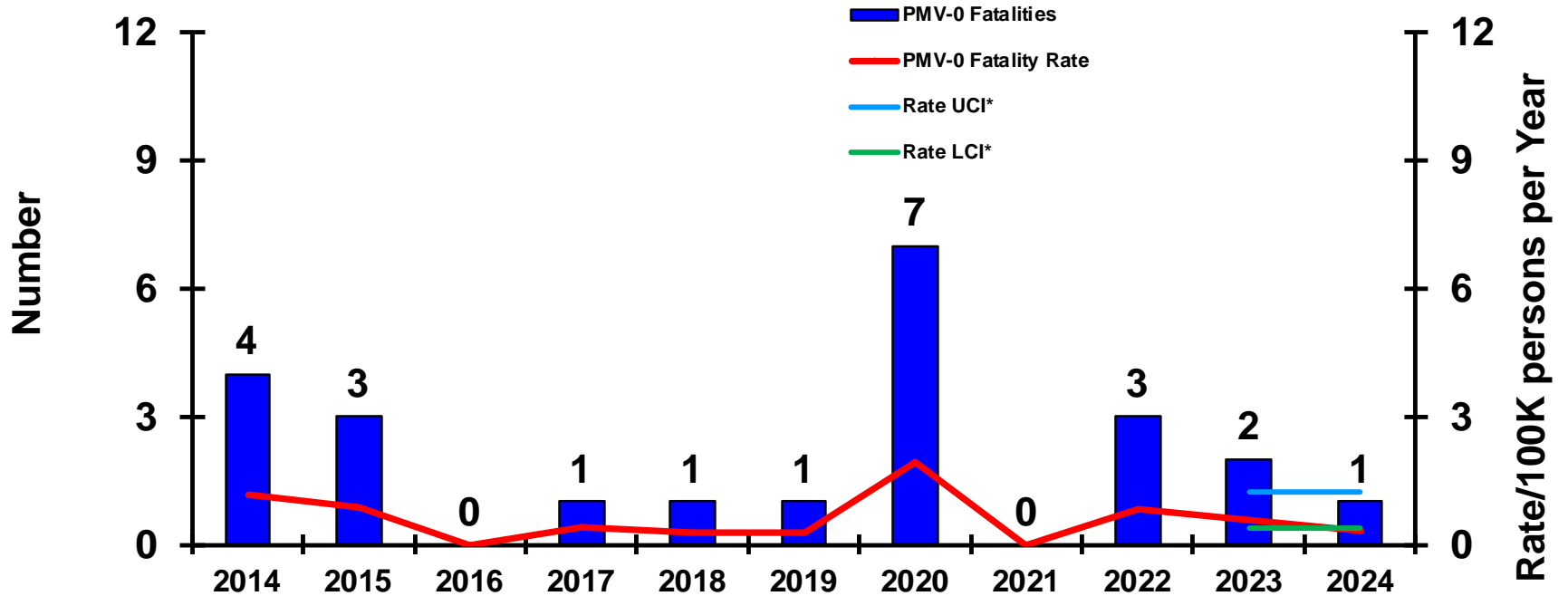


	<u>3-Sep-24</u>	<u>3-Sep-23</u>
CLASS A FATALITIES/FATALITY RATE FY COMPARISON:	23/7.17	21/6.41
FY23 FATALITIES/FATALITY RATE:	23/6.51	
10-YEAR AVERAGE (FY14-FY23) FATALITIES/FATALITY RATE:	15.80/4.73	

*see last slide for definition of UCI/LCI



CLASS 'A' - PEDESTRIAN (PMV-0) FATALITIES

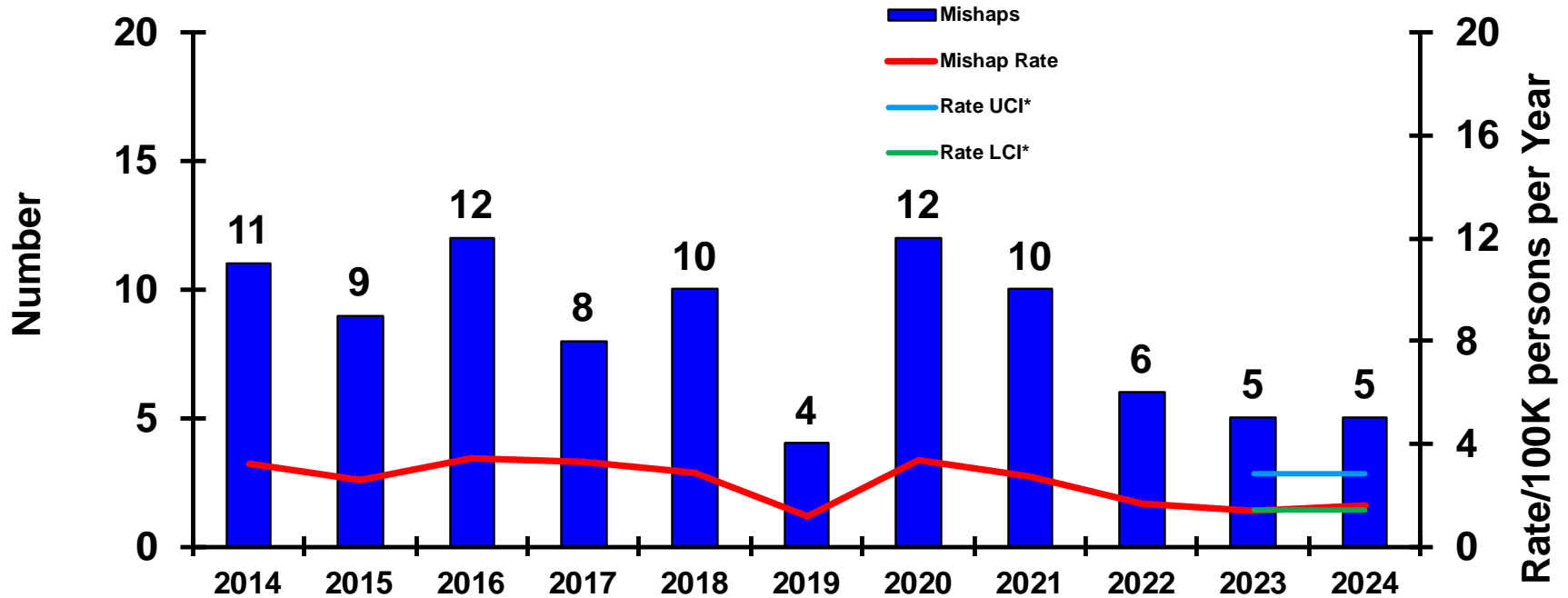


	<u>3-Sep-24</u>	<u>3-Sep-23</u>
CLASS A FATALITIES/FATALITY RATE FY COMPARISON:	1/0.31	2/0.61
FY23 FATALITIES/FATALITY RATE:	2/0.57	
10-YEAR AVERAGE (FY14-FY23) FATALITIES/FATALITY RATE:	2.20/0.64	

*see last slide for definition of UCI/LCI



CLASS 'A' - OFF-DUTY/REC MISHAPS

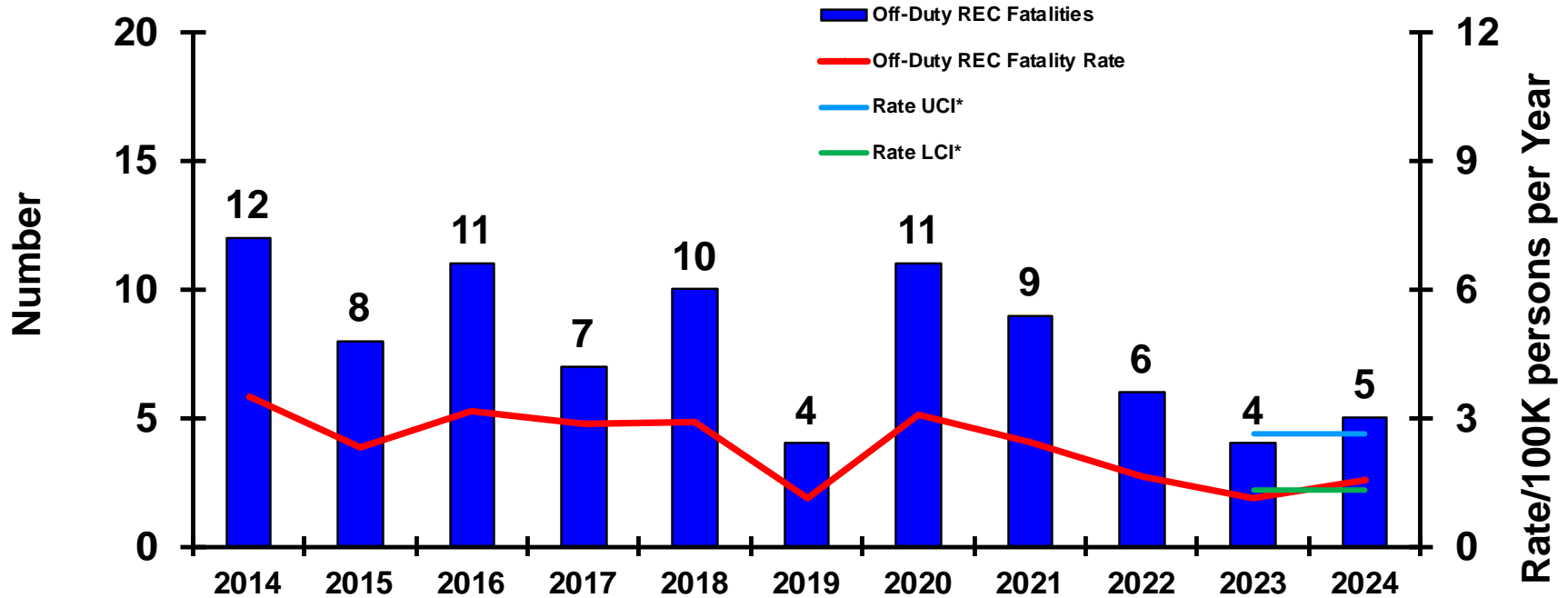


	<u>3-Sep-24</u>	<u>3-Sep-23</u>
CLASS A MISHAPS/MISHAP RATE FY COMPARISON:	5/1.56	5/1.53
FY23 MISHAPS/MISHAP RATE:	5/1.41	
10-YEAR AVERAGE (FY14-FY23) MISHAPS/MISHAP RATE:	8.70/2.57	

*see last slide for definition of UCI/LCI



CLASS 'A' - OFF-DUTY/REC FATALITIES

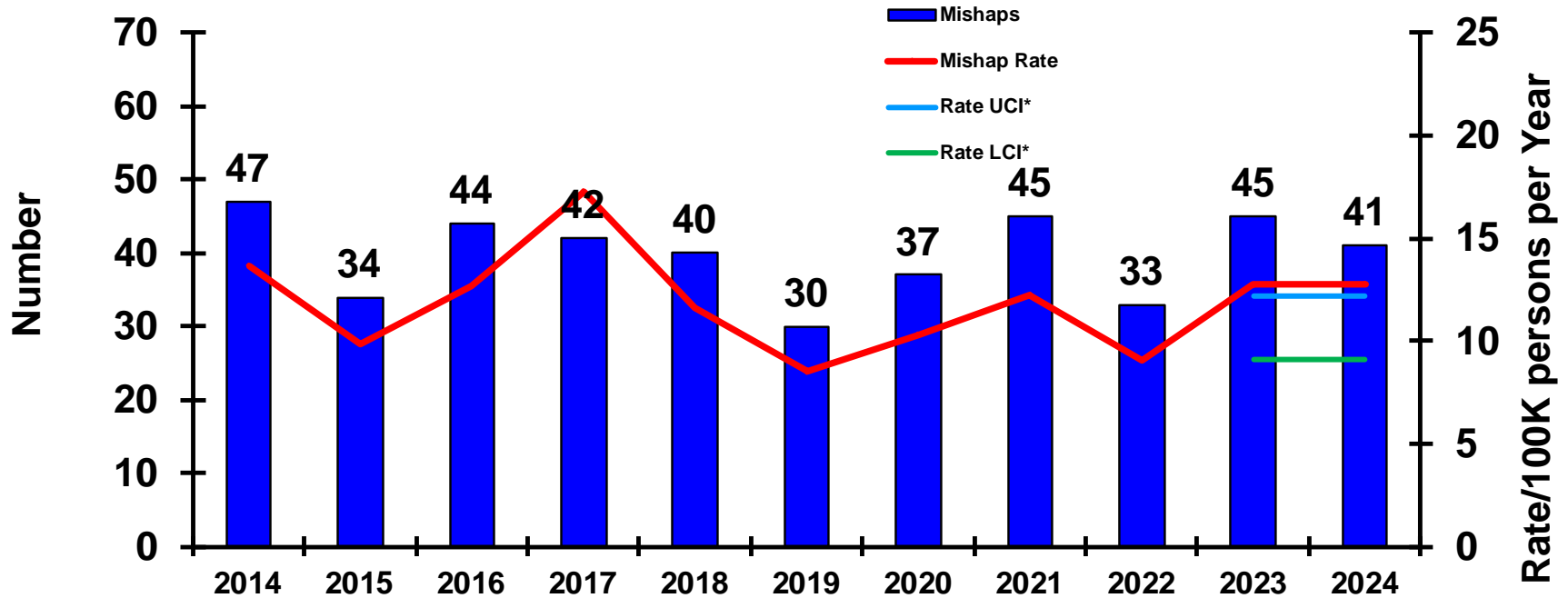


	<u>3-Sep-24</u>	<u>3-Sep-23</u>
CLASS A FATALITIES/FATALITY RATE FY COMPARISON:	5/1.56	4/1.22
FY23 FATALITIES/FATALITY RATE:	4/1.13	
10-YEAR AVERAGE (FY14-FY23) FATALITIES/FATALITY RATE:	8.20/2.42	

*see last slide for definition of UCI/LCI



CLASS 'A' - OFF-DUTY MISHAPS

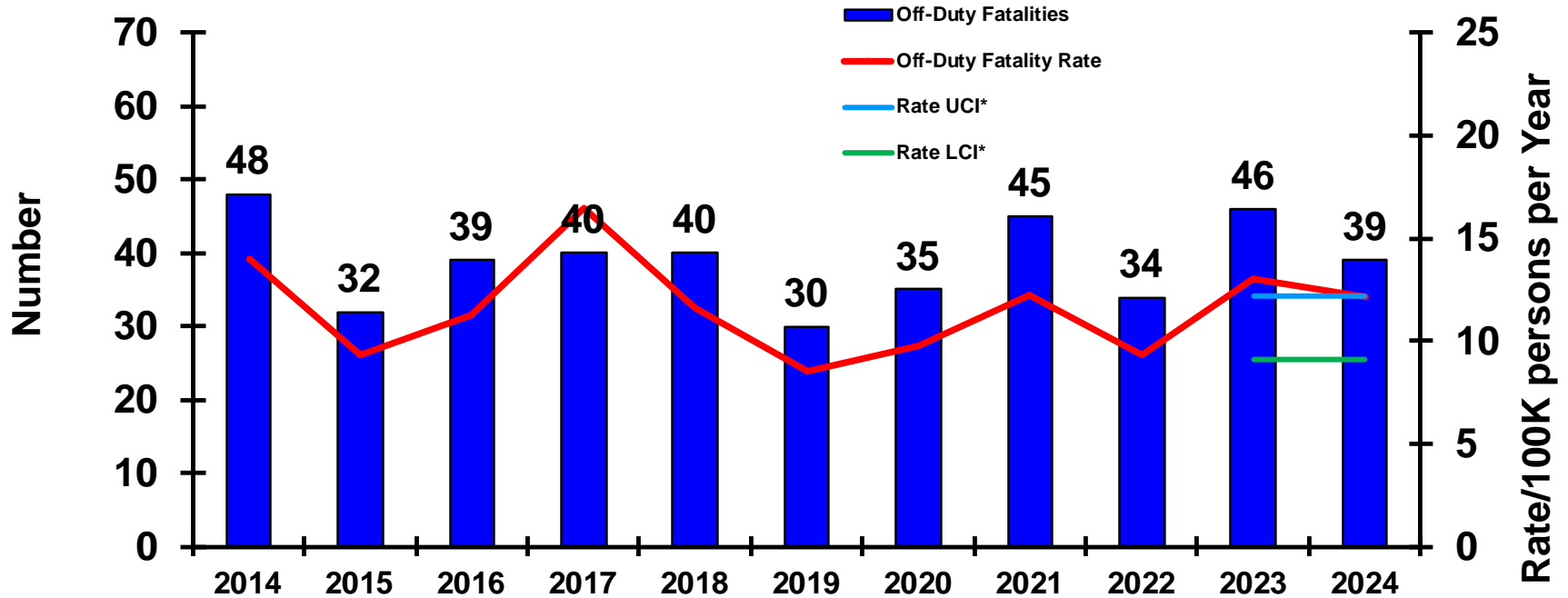


	<u>3-Sep-24</u>	<u>3-Sep-23</u>
CLASS A MISHAPS/MISHAP RATE FY COMPARISON:	41/12.78	42/12.83
FY23 MISHAPS/MISHAP RATE:	45/12.73	
10-YEAR AVERAGE (FY14-FY23) MISHAPS/MISHAP RATE:	39.70/11.79	

*see last slide for definition of UCI/LCI



CLASS 'A' OFF-DUTY FATALITIES



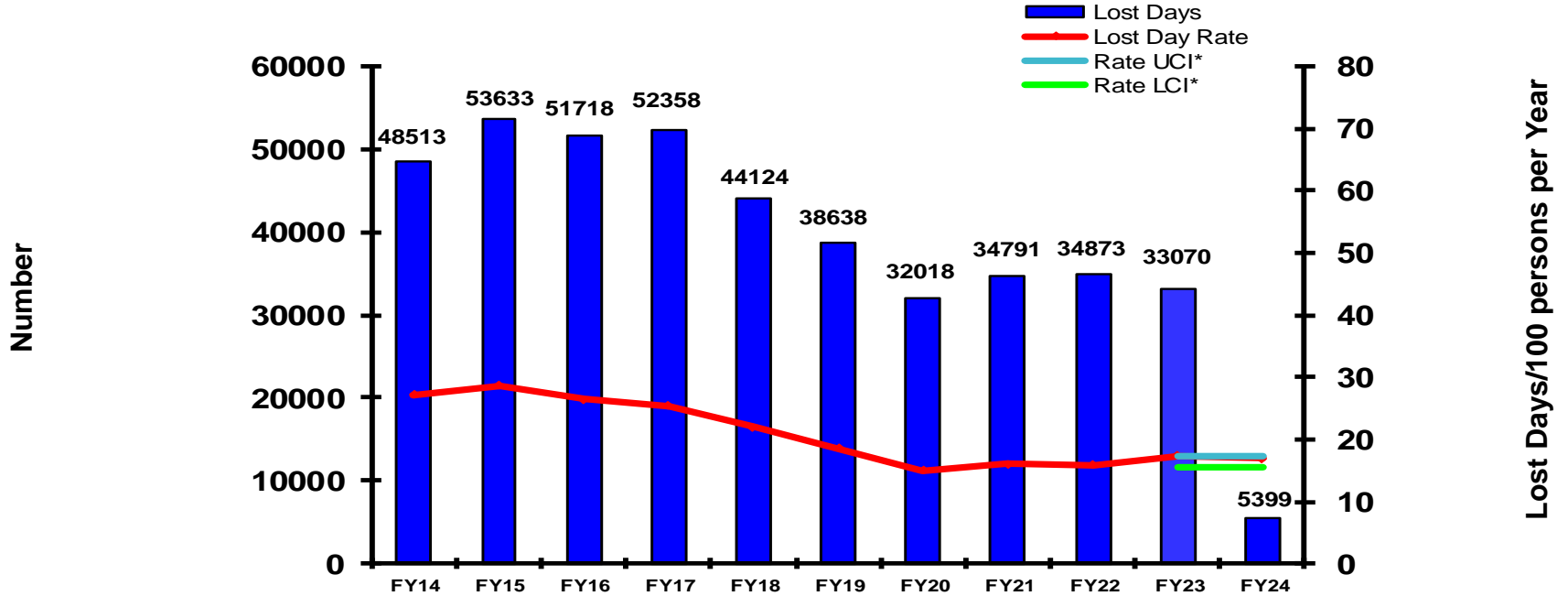
Slide does not show Government Civilian Fatalities: FY24 - 1

	<u>3-Sep-24</u>	<u>3-Sep-23</u>
CLASS A FATALITIES/FATALITY RATE FY COMPARISON:	39/12.16	42/12.83
FY23 FATALITIES/FATALITY RATE:	46/13.01	
10-YEAR AVERAGE (FY14-FY23) FATALITIES/FATALITY RATE:	38.90/11.54	

*see last slide for definition of UCI/LCI



CIVILIAN LOST WORK DAY

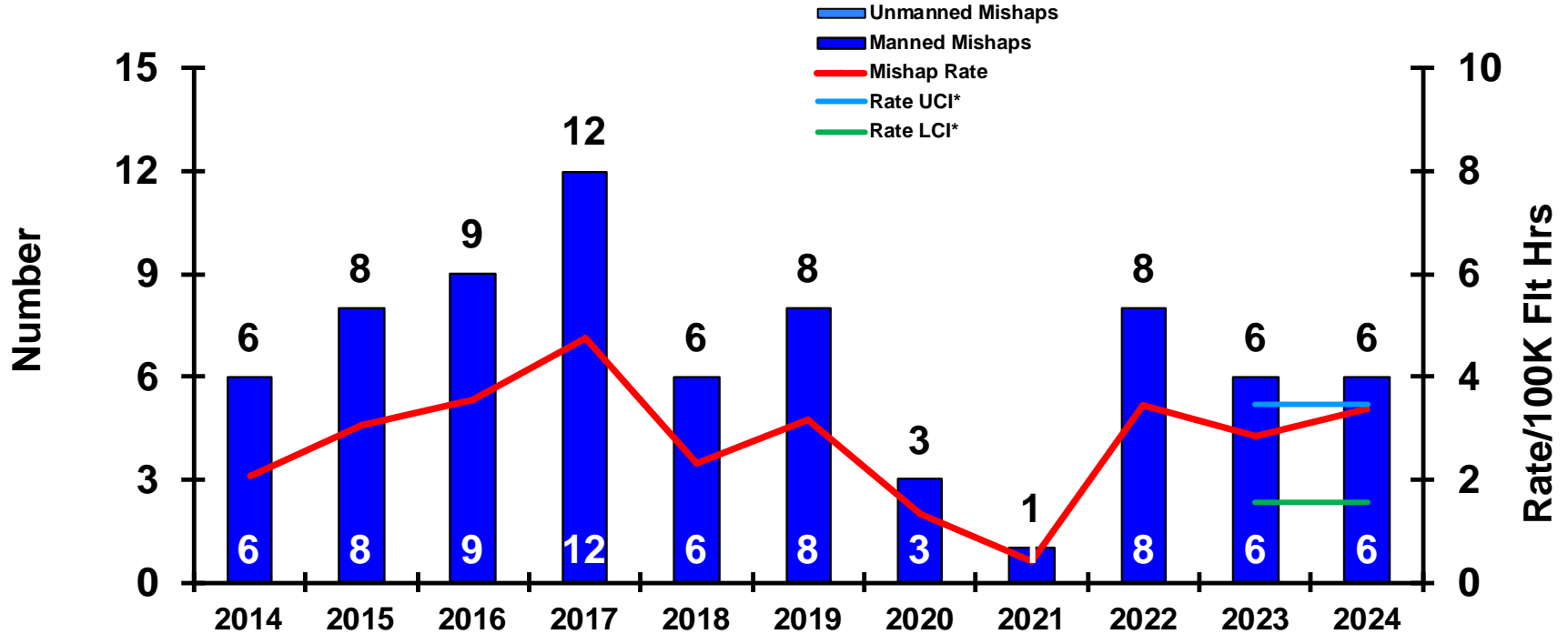


	<u>9 Jan 24</u>
LOST WORK DAY FY RATE COMPARISON:	16.86
FY23 LOST WORK DAY RATE:	17.79
5-YEAR AVERAGE (FY19-23) LOST WORK DAY RATE:	16.84

*see last slide for definition of UCI/LCI



CLASS 'A' - AVIATION MISHAPS

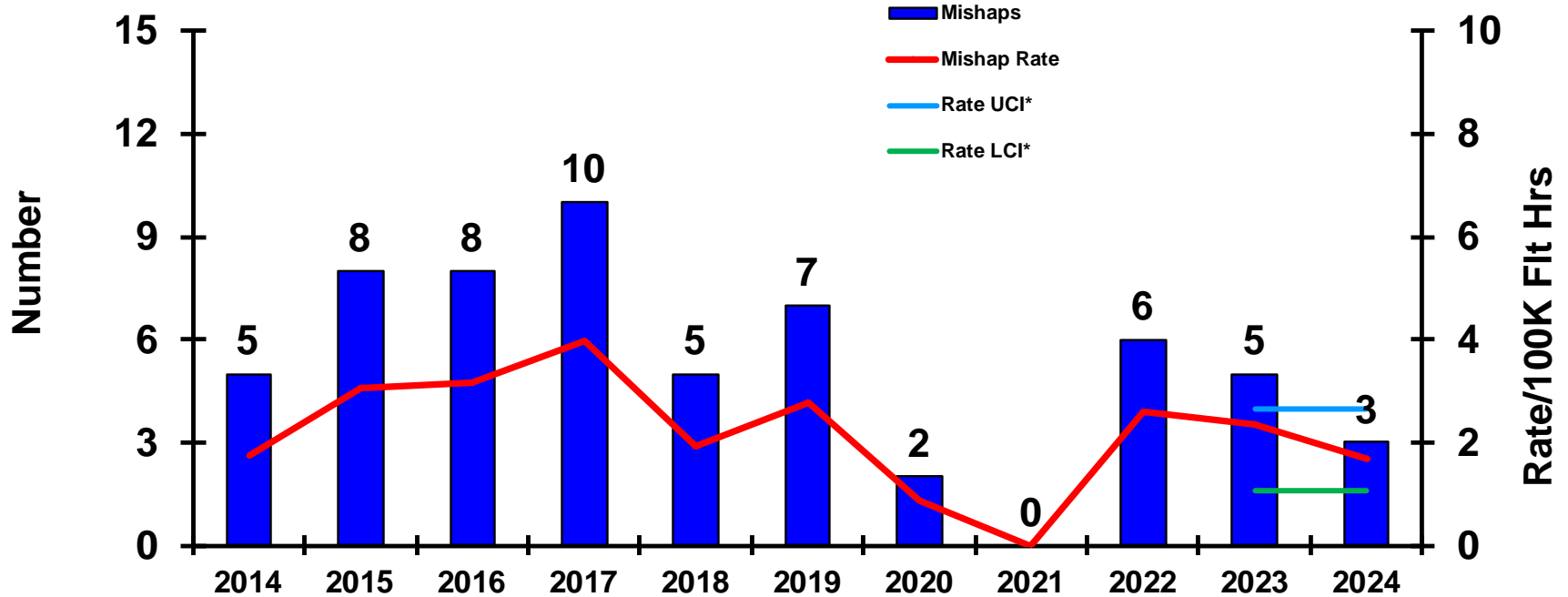


	<u>3-Sep-24</u>	<u>3-Sep-23</u>
CLASS A MISHAPS/MISHAP RATE FY COMPARISON:	6/3.36	5/2.55
FY23 MISHAPS/MISHAP RATE:	6/2.83	
10-YEAR AVERAGE (FY14-FY23) MISHAPS/MISHAP RATE:	6.70/2.75	



CLASS 'A' - FLIGHT MISHAPS

Manned Aircraft Only

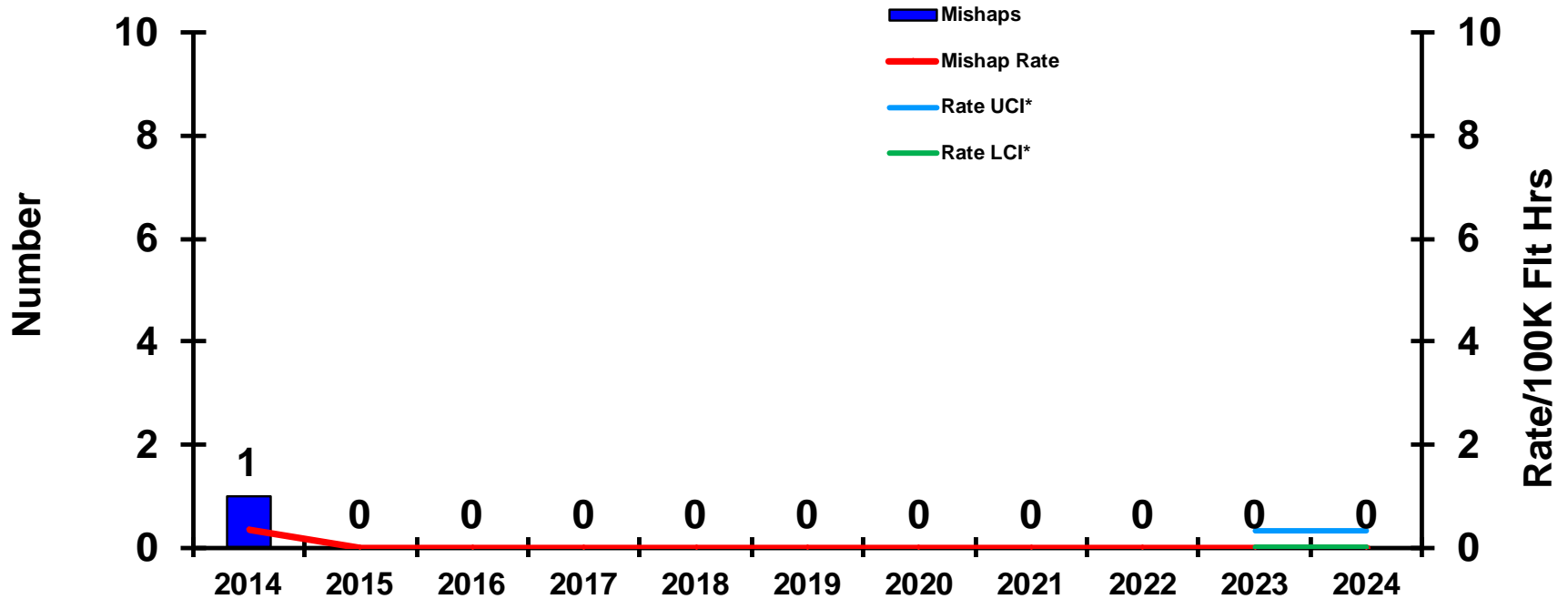


	<u>3-Sep-24</u>	<u>3-Sep-23</u>
CLASS A MISHAPS/MISHAP RATE FY COMPARISON:	3/1.68	4/2.04
FY23 MISHAPS/MISHAP RATE:	5/2.36	
10-YEAR AVERAGE (FY14-FY23) MISHAPS/MISHAP RATE:	5.60/2.24	



CLASS 'A' - FLIGHT-RELATED (FREL) MISHAPS

Manned Aircraft Only

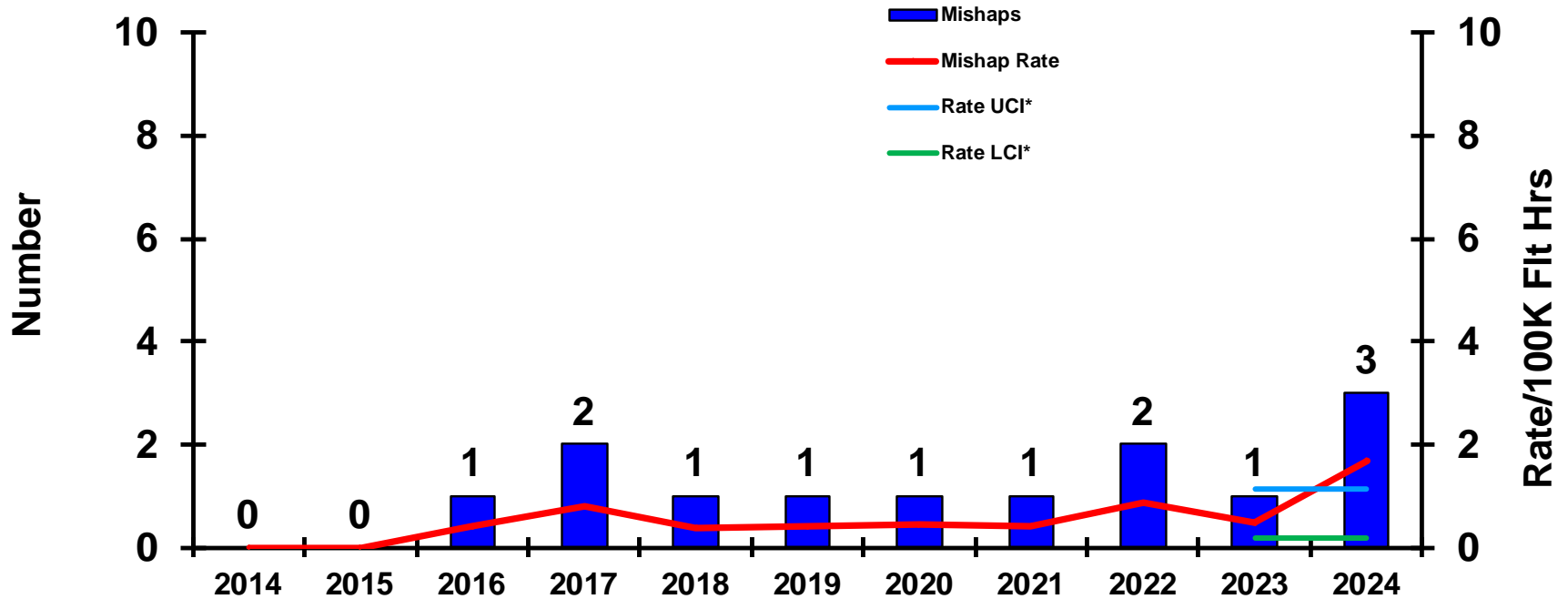


	<u>3-Sep-24</u>	<u>3-Sep-23</u>
CLASS A MISHAPS/MISHAP RATE FY COMPARISON:	0/0.00	0/0.00
FY23 MISHAPS/MISHAP RATE:	0/0.00	
10-YEAR AVERAGE (FY14-FY23) MISHAPS/MISHAP RATE:	0.10/0.03	



CLASS 'A' - AVIATION GROUND MISHAPS (AGM)

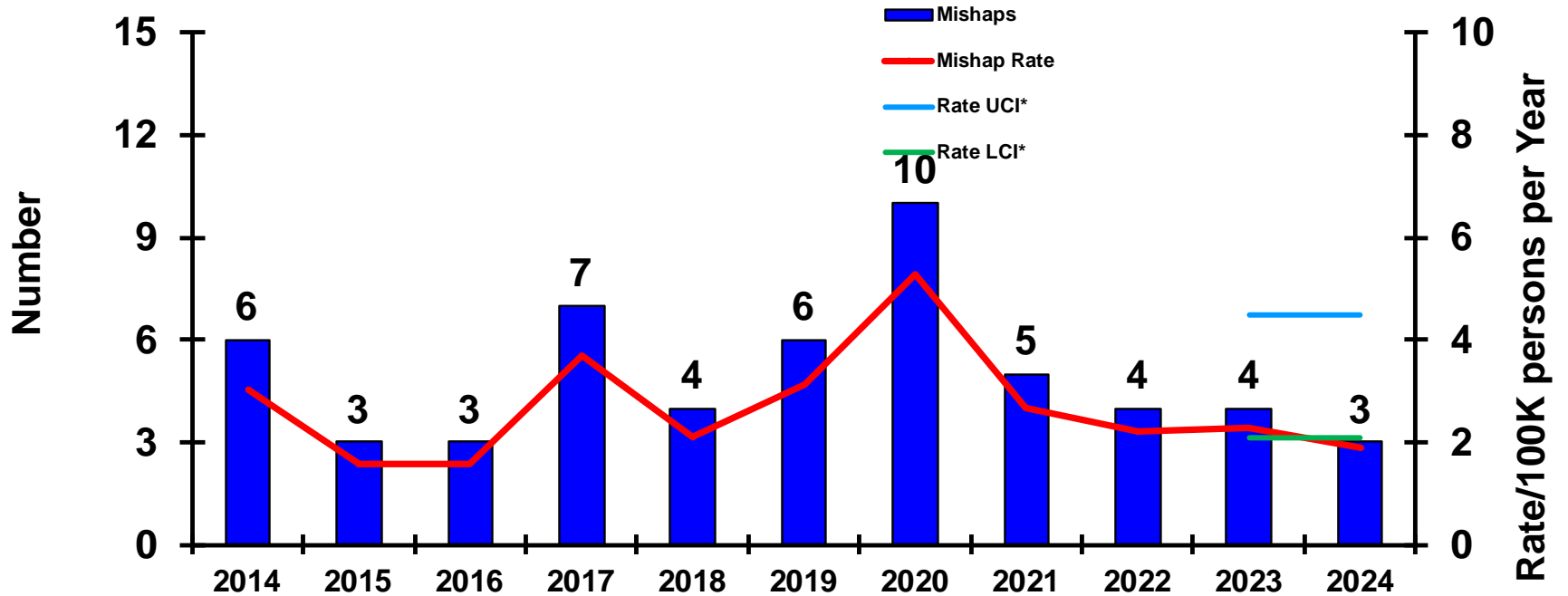
Manned Aircraft Only



	<u>3-Sep-24</u>	<u>3-Sep-23</u>
CLASS A MISHAPS/MISHAP RATE FY COMPARISON:	3/1.68	1/0.51
FY23 MISHAPS/MISHAP RATE:	1/0.47	
10-YEAR AVERAGE (FY14-FY23) MISHAPS/MISHAP RATE:	1.00/0.41	



CLASS 'A' - GROUND ON-DUTY MISHAPS

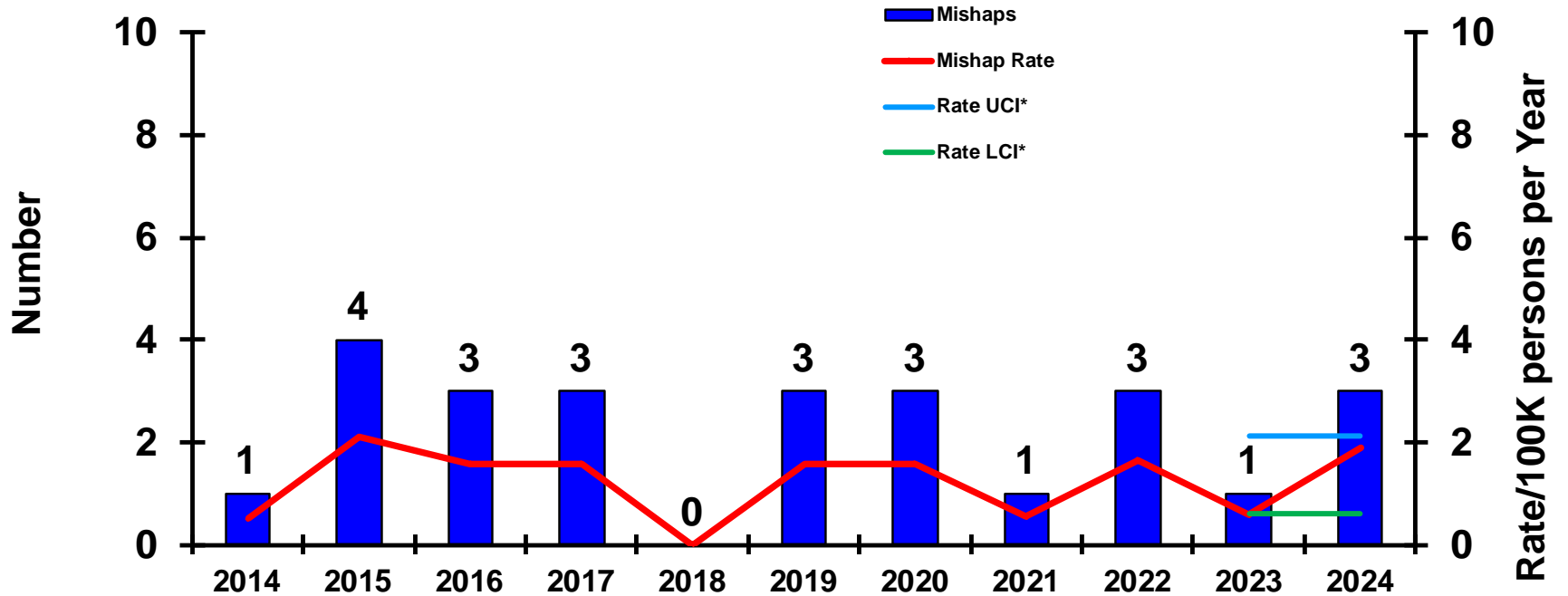


	<u>3-Sep-24</u>	<u>3-Sep-23</u>
CLASS A MISHAPS/MISHAP RATE FY COMPARISON:	3/1.88	4/2.45
FY23 MISHAPS/MISHAP RATE:	4/2.27	
10-YEAR AVERAGE (FY14-FY23) MISHAPS/MISHAP RATE:	5.20/2.75	

*see last slide for definition of UCI/LCI



CLASS 'A' - ON-DUTY MOTOR VEHICLE (MV) MISHAPS

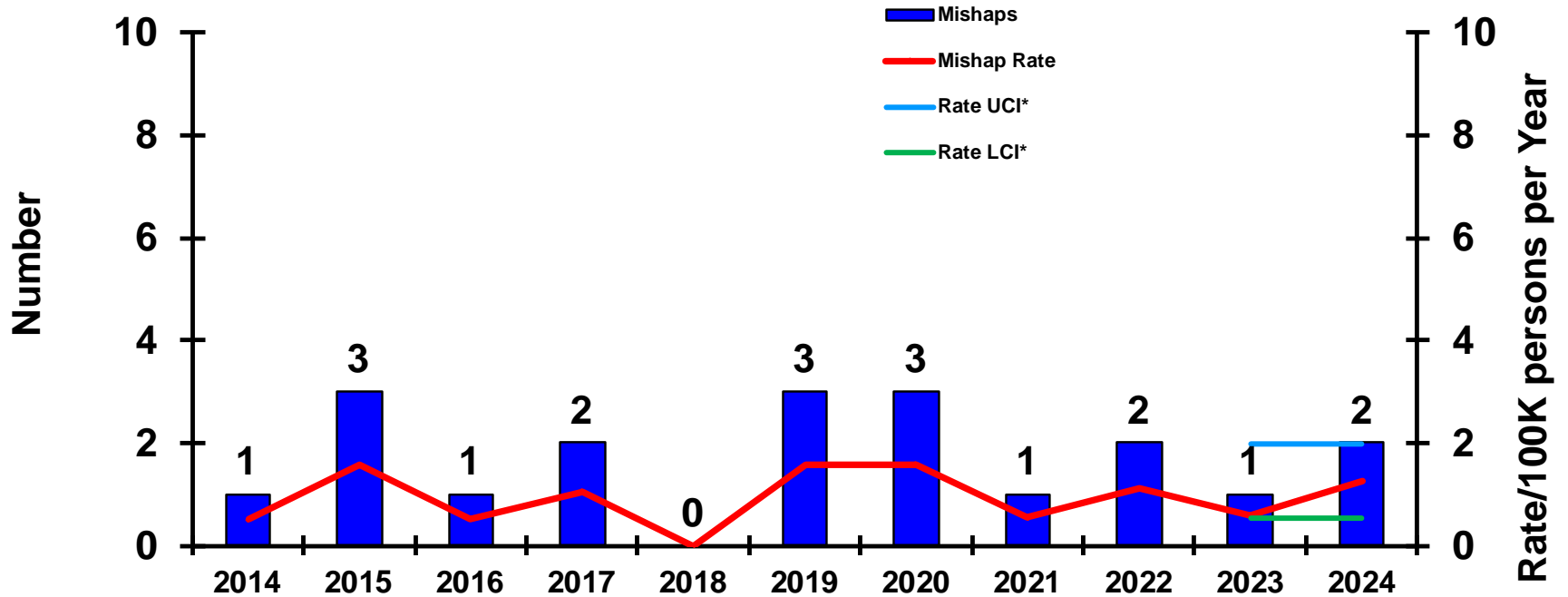


	<u>3-Sep-24</u>	<u>3-Sep-23</u>
CLASS A MISHAPS/MISHAP RATE FY COMPARISON:	3/1.88	1/0.61
FY23 MISHAPS/MISHAP RATE:	1/0.57	
10-YEAR AVERAGE (FY14-FY23) MISHAPS/MISHAP RATE:	2.20/1.16	

*see last slide for definition of UCI/LCI



CLASS 'A' – TACTICAL VEHICLE (TACVEH) MISHAPS

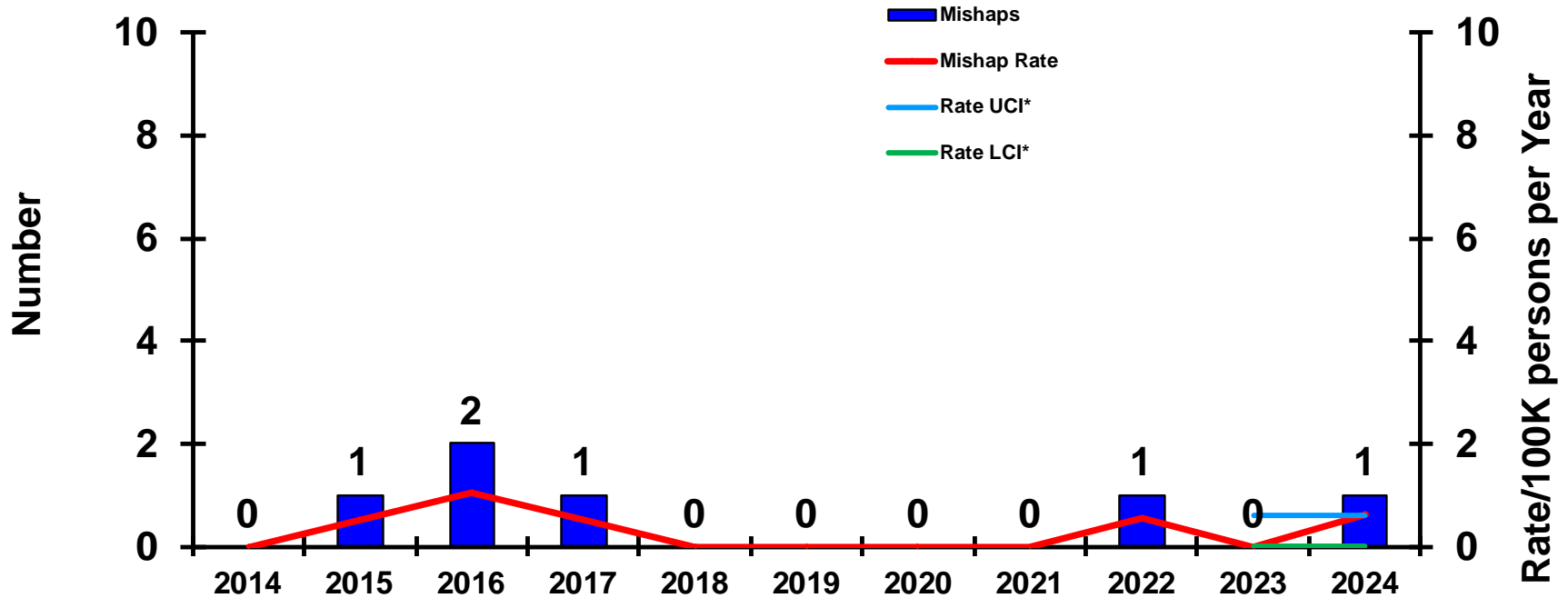


	<u>3-Sep-24</u>	<u>3-Sep-23</u>
CLASS A MISHAPS/MISHAP RATE FY COMPARISON:	2/1.25	1/0.61
FY23 MISHAPS/MISHAP RATE:	1/0.57	
10-YEAR AVERAGE (FY14-FY23) MISHAPS/MISHAP RATE:	1.70/0.90	

*see last slide for definition of UCI/LCI



CLASS 'A' – COMMERCIAL VEHICLE (COMMVEH) MISHAPS

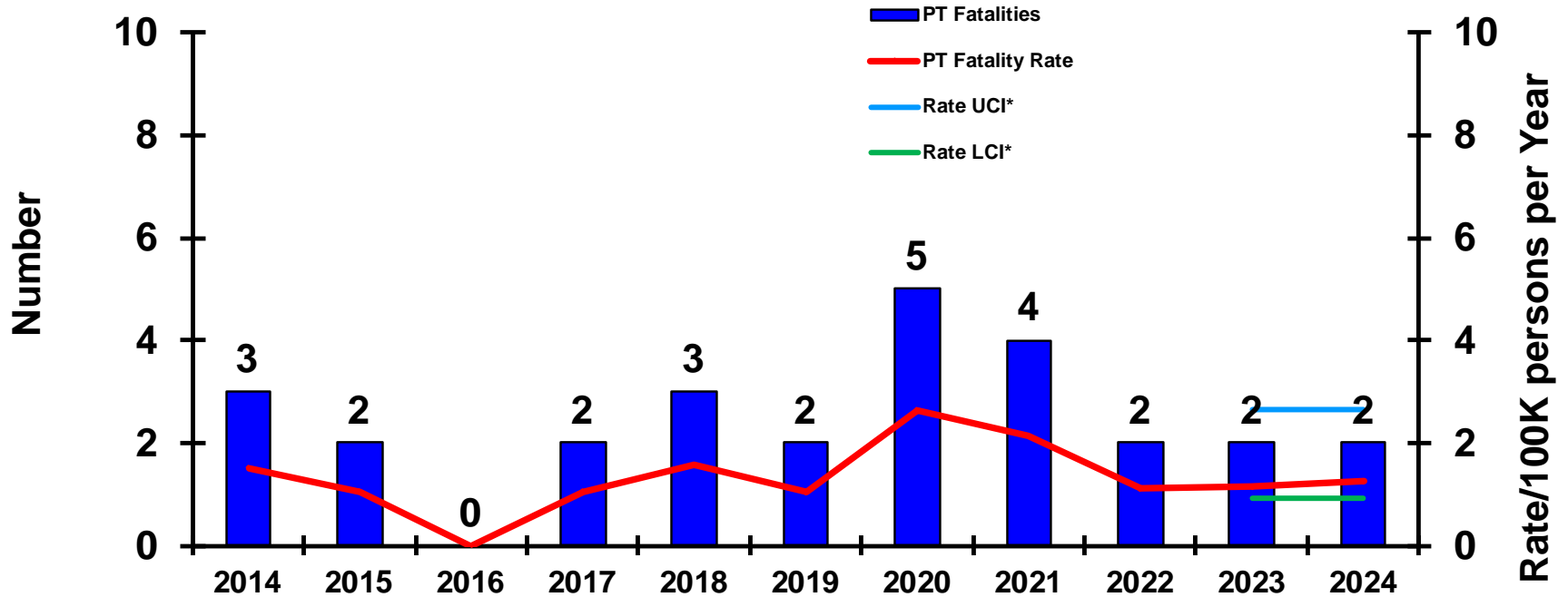


	<u>3-Sep-24</u>	<u>3-Sep-23</u>
CLASS A MISHAPS/MISHAP RATE FY COMPARISON:	1/0.63	0/0.00
FY23 MISHAPS/MISHAP RATE:	0/0.00	
10-YEAR AVERAGE (FY14-FY23) MISHAPS/MISHAP RATE:	0.50/0.27	

*see last slide for definition of UCI/LCI



CLASS 'A' - PHYSICAL TRAINING FATALITIES

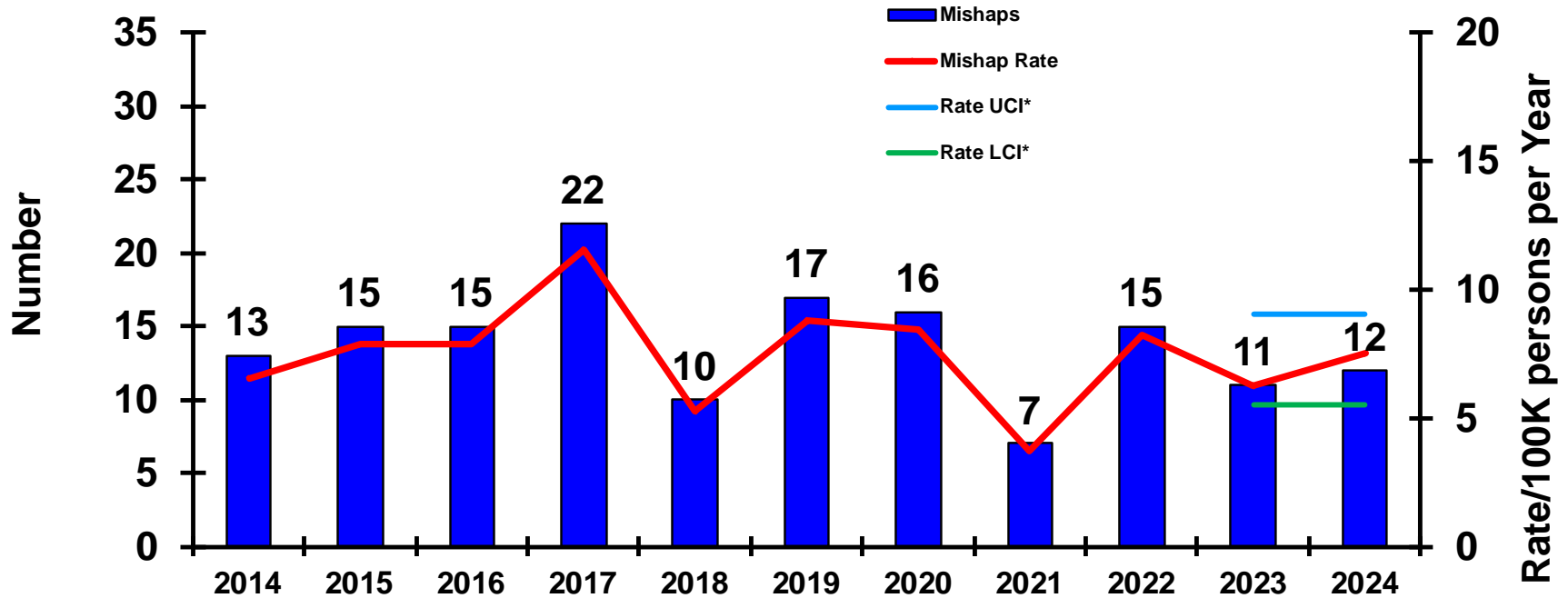


	<u>3-Sep-24</u>	<u>3-Sep-23</u>
CLASS A FATALITIES/FATALITY RATE FY COMPARISON:	2/1.25	2/1.22
FY23 FATALITIES/FATALITY RATE:	2/1.13	
10-YEAR AVERAGE (FY14-FY23) FATALITIES/FATALITY RATE:	2.50/1.32	

*see last slide for definition of UCI/LCI



CLASS 'A' - ON-DUTY MISHAPS

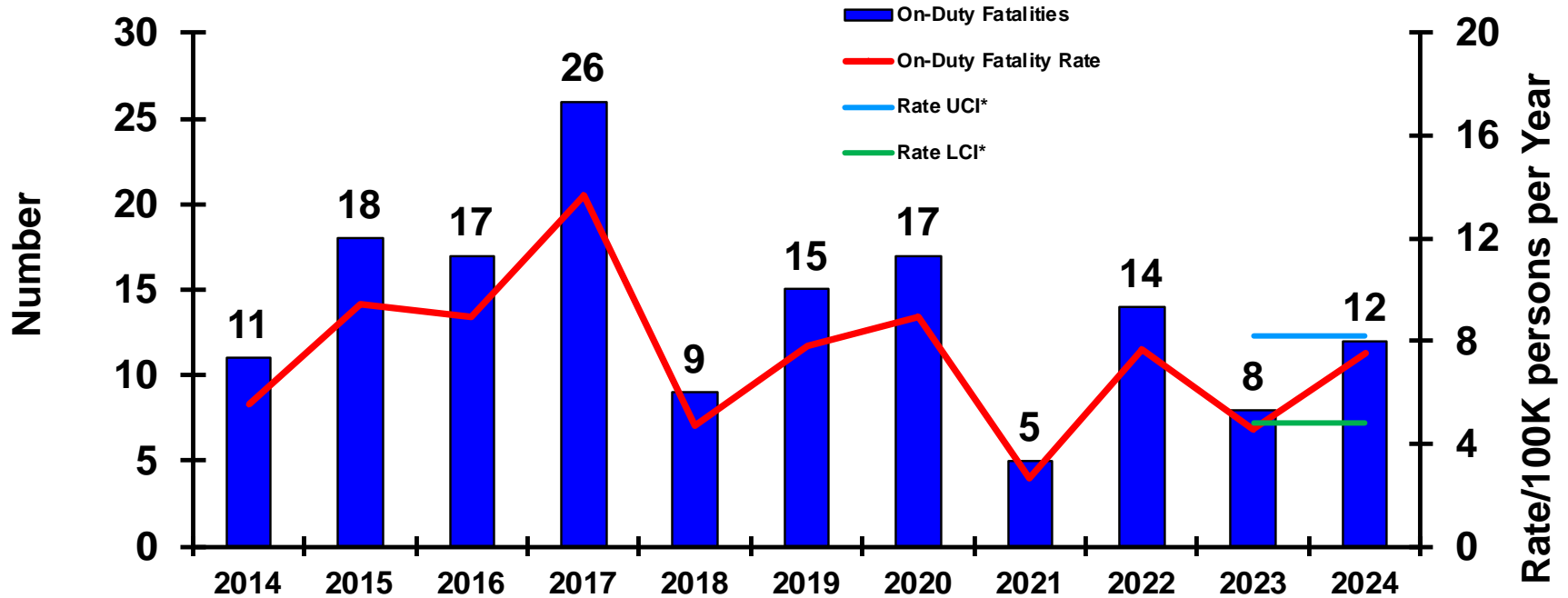


	<u>3-Sep-24</u>	<u>3-Sep-23</u>
CLASS A MISHAPS/MISHAP RATE FY COMPARISON:	12/7.51	10/6.12
FY23 MISHAPS/MISHAP RATE:	11/6.24	
10-YEAR AVERAGE (FY14-FY23) MISHAPS/MISHAP RATE:	14.10/7.46	

*see last slide for definition of UCI/LCI



CLASS 'A' - ON-DUTY FATALITIES



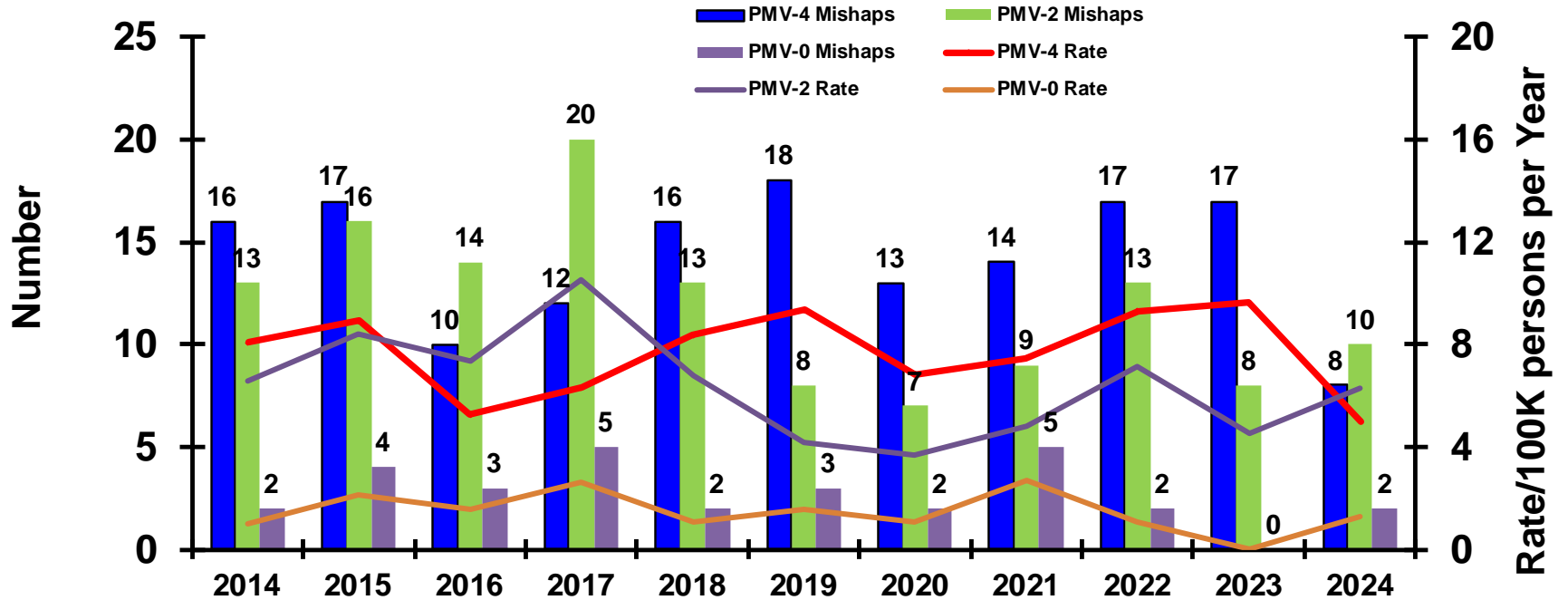
Slide does not show Government Civilian Fatalities: FY24 - 0

	3-Sep-24	3-Sep-23
CLASS A FATALITIES/FATALITY RATE FY COMPARISON:	12/7.51	8/4.90
FY23 FATALITIES/FATALITY RATE:	8/4.53	
10-YEAR AVERAGE (FY14-FY23) FATALITIES/FATALITY RATE:	14.00/7.39	

*see last slide for definition of UCI/LCI



CLASS 'A' – PRIVATE MOTOR VEHICLE (PMV) MISHAPS

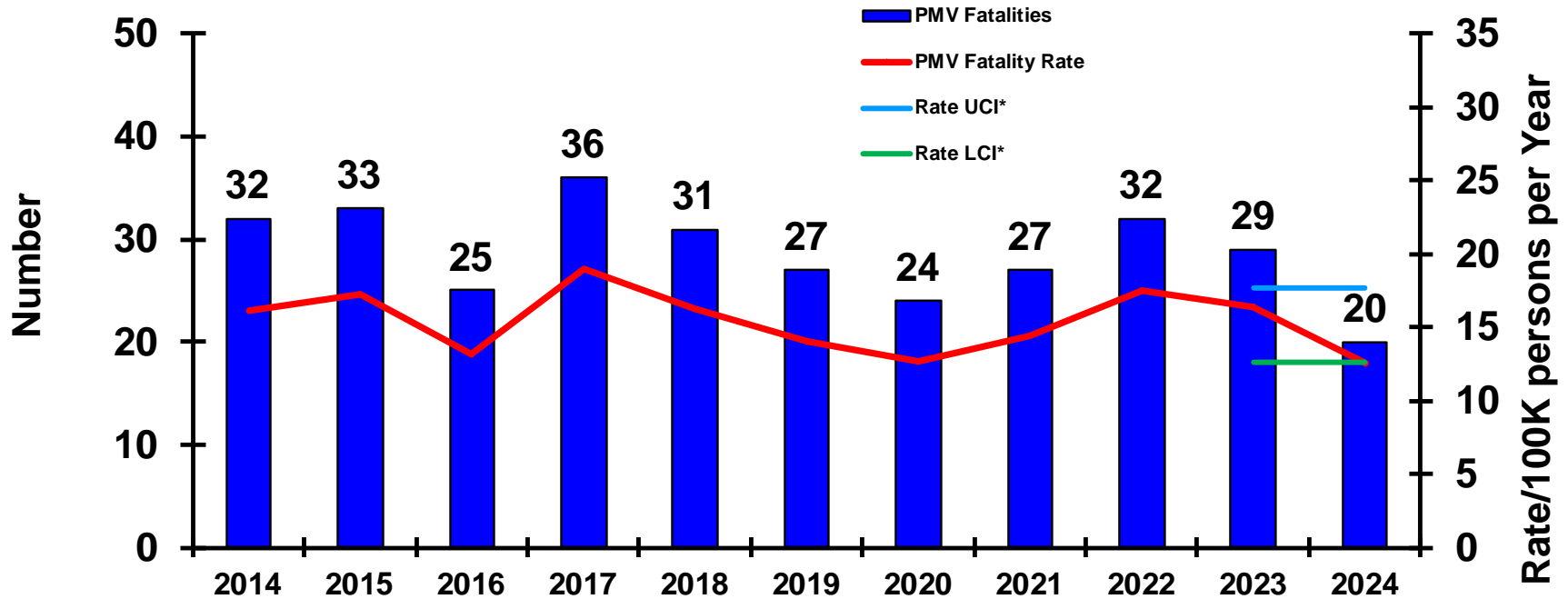


	PMV-4		PMV-2		PMV-0	
	3-Sep-24	3-Sep-23	3-Sep-24	3-Sep-23	3-Sep-24	3-Sep-23
CLASS A MISHAPS/MISHAP RATE FY COMPARISON:	8/5.01	15/9.18	10/6.26	8/4.90	2/1.25	0/0.00
FY23 MISHAPS/MISHAP RATE:	17/9.64		8/4.53		0/0.00	
10-YEAR AVERAGE (FY14-FY23) MISHAPS/MISHAP RATE:	15.00/7.96		12.10/6.39		2.80/1.47	

*see last slide for definition of UCI/LCI



CLASS 'A' – PRIVATE MOTOR VEHICLE (PMV) FATALITIES

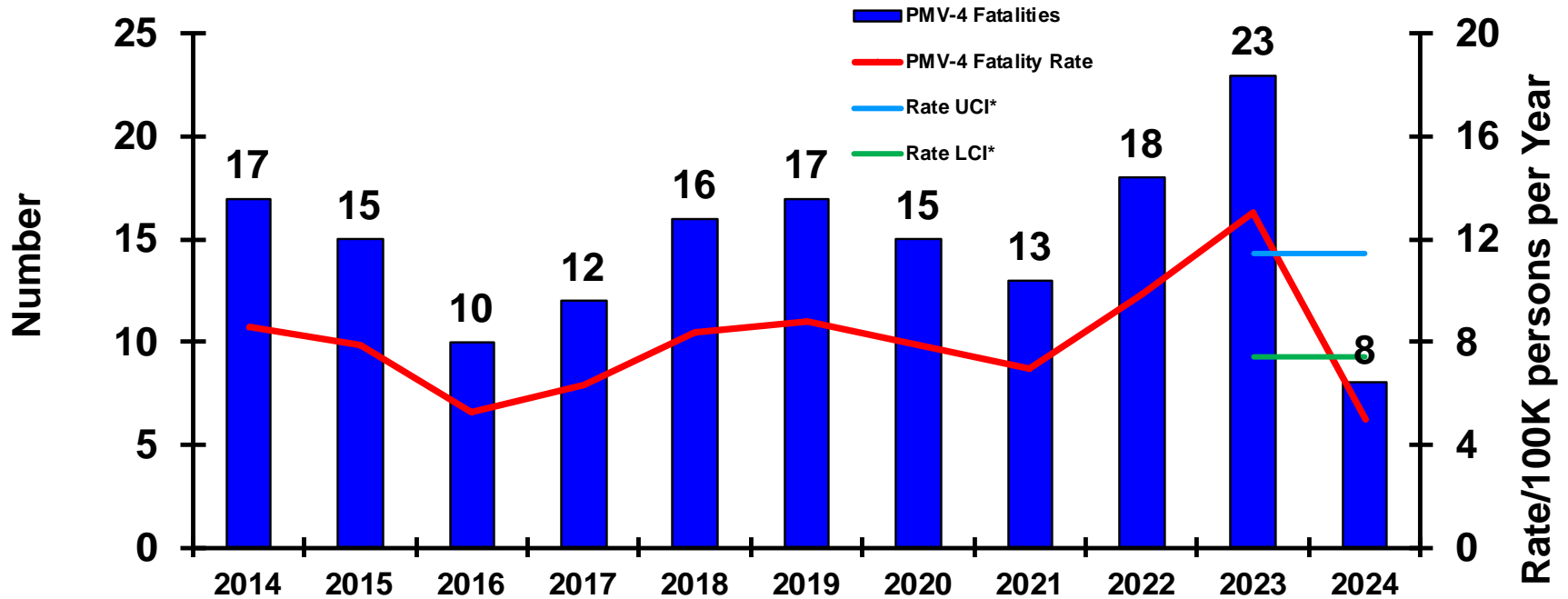


	<u>3-Sep-24</u>	<u>3-Sep-23</u>
CLASS A FATALITIES/FATALITY RATE FY COMPARISON:	20/12.51	27/16.53
FY23 FATALITIES/FATALITY RATE:	29/16.44	
10-YEAR AVERAGE (FY14-FY23) FATALITIES/FATALITY RATE:	29.60/15.68	

*see last slide for definition of UCI/LCI



CLASS 'A' – AUTOMOBILE (PMV-4) FATALITIES

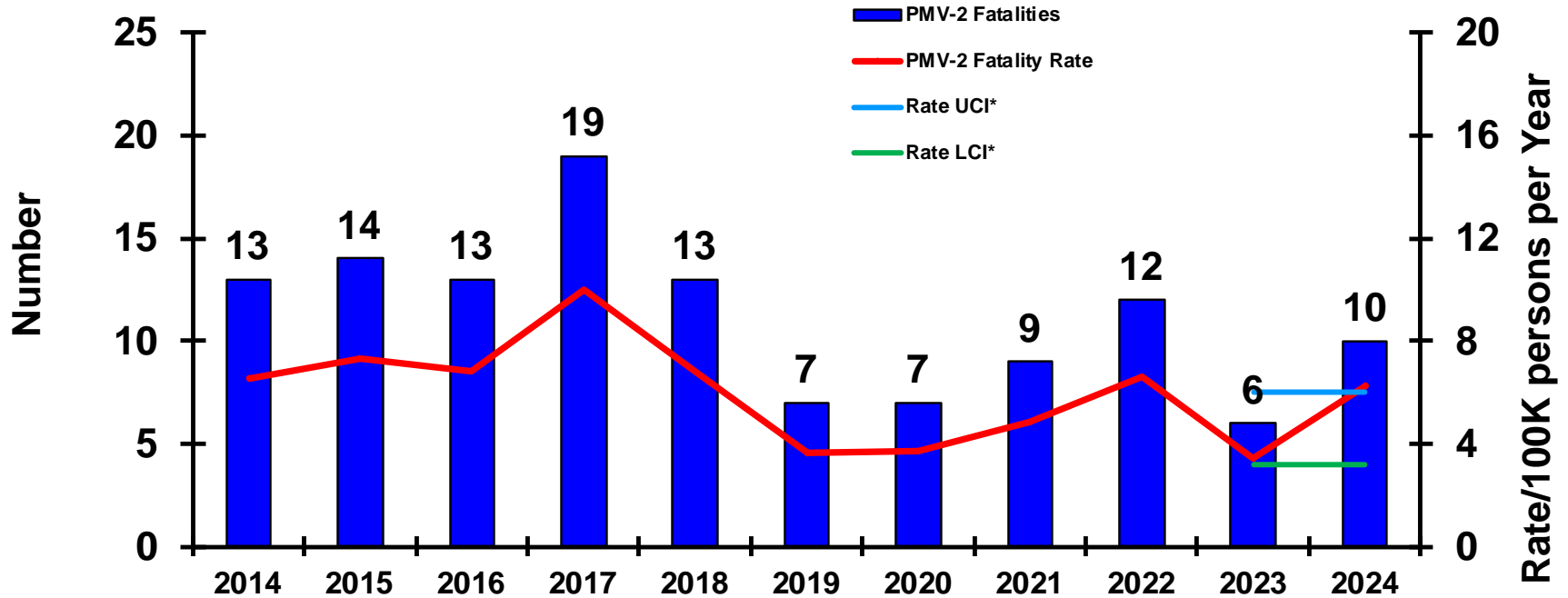


	<u>3-Sep-24</u>	<u>3-Sep-23</u>
CLASS A FATALITIES/FATALITY RATE FY COMPARISON:	8/5.01	21/12.85
FY23 FATALITIES/FATALITY RATE:	23/13.04	
10-YEAR AVERAGE (FY14-FY23) FATALITIES/FATALITY RATE:	15.60/8.30	

*see last slide for definition of UCI/LCI



CLASS 'A' – MOTORCYCLE (PMV-2) FATALITIES

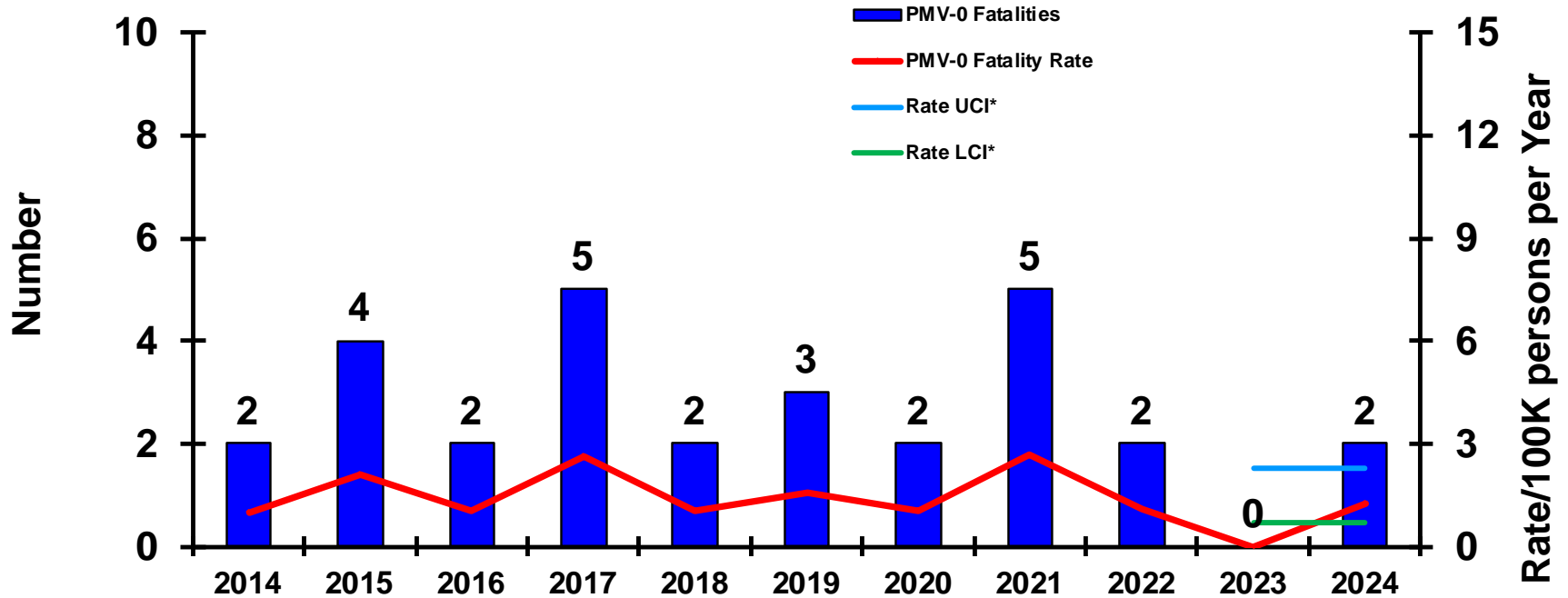


	<u>3-Sep-24</u>	<u>3-Sep-23</u>
CLASS A FATALITIES/FATALITY RATE FY COMPARISON:	10/6.26	6/3.67
FY23 FATALITIES/FATALITY RATE:	6/3.40	
10-YEAR AVERAGE (FY14-FY23) FATALITIES/FATALITY RATE:	11.30/5.96	

*see last slide for definition of UCI/LCI



CLASS 'A' – PEDESTRIAN (PMV-0) FATALITIES

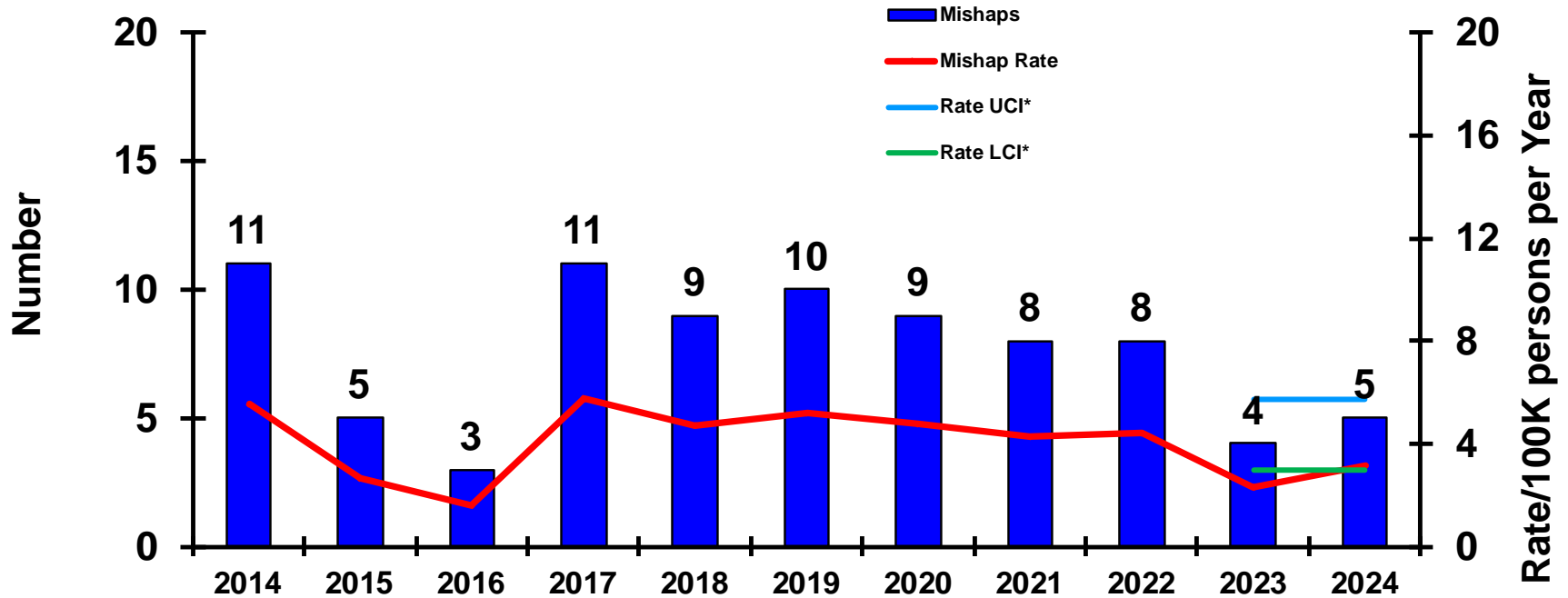


	<u>3-Sep-24</u>	<u>3-Sep-23</u>
CLASS A FATALITIES/FATALITY RATE FY COMPARISON:	2/1.25	0/0.00
FY23 FATALITIES/FATALITY RATE:	0/0.00	
10-YEAR AVERAGE (FY14-FY23) FATALITIES/FATALITY RATE:	2.70/1.42	

*see last slide for definition of UCI/LCI



CLASS 'A' - OFF-DUTY/REC MISHAPS

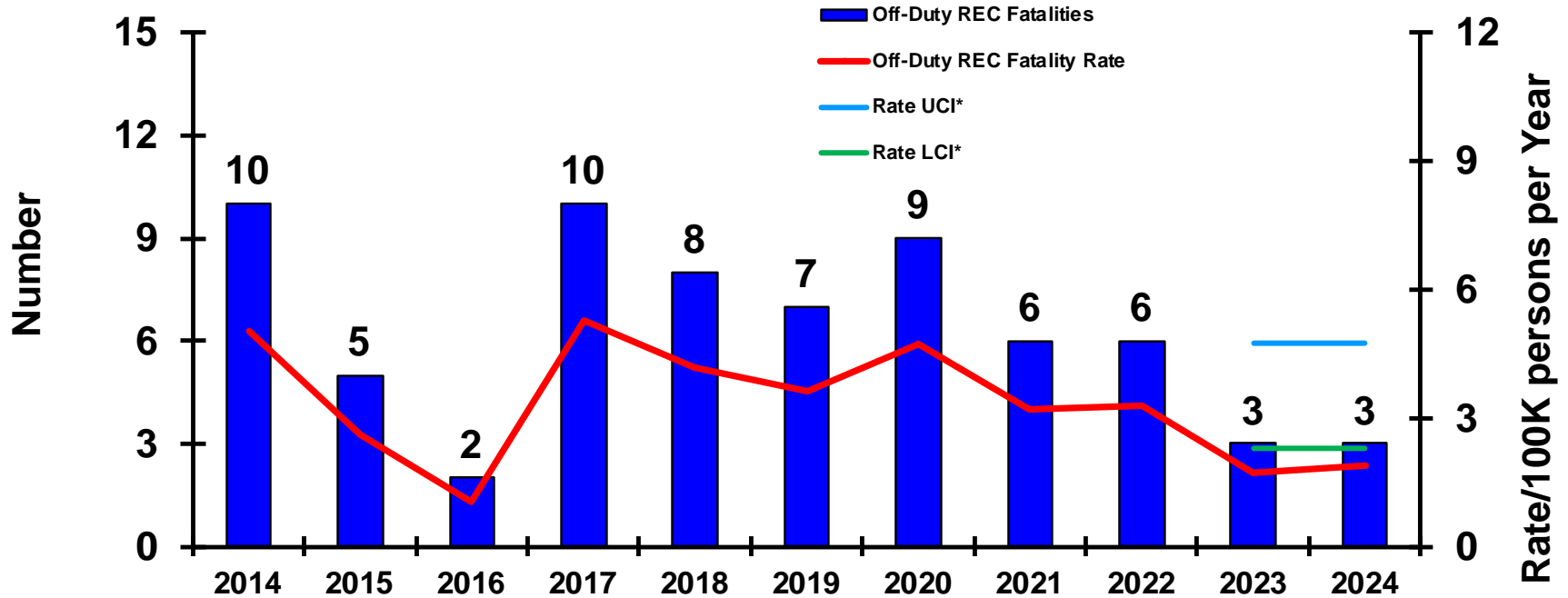


	<u>3-Sep-24</u>	<u>3-Sep-23</u>
CLASS A MISHAPS/MISHAP RATE FY COMPARISON:	5/3.13	4/2.45
FY23 MISHAPS/MISHAP RATE:	4/2.27	
10-YEAR AVERAGE (FY14-FY23) MISHAPS/MISHAP RATE:	7.80/4.11	

*see last slide for definition of UCI/LCI



CLASS 'A' - OFF-DUTY/REC FATALITIES

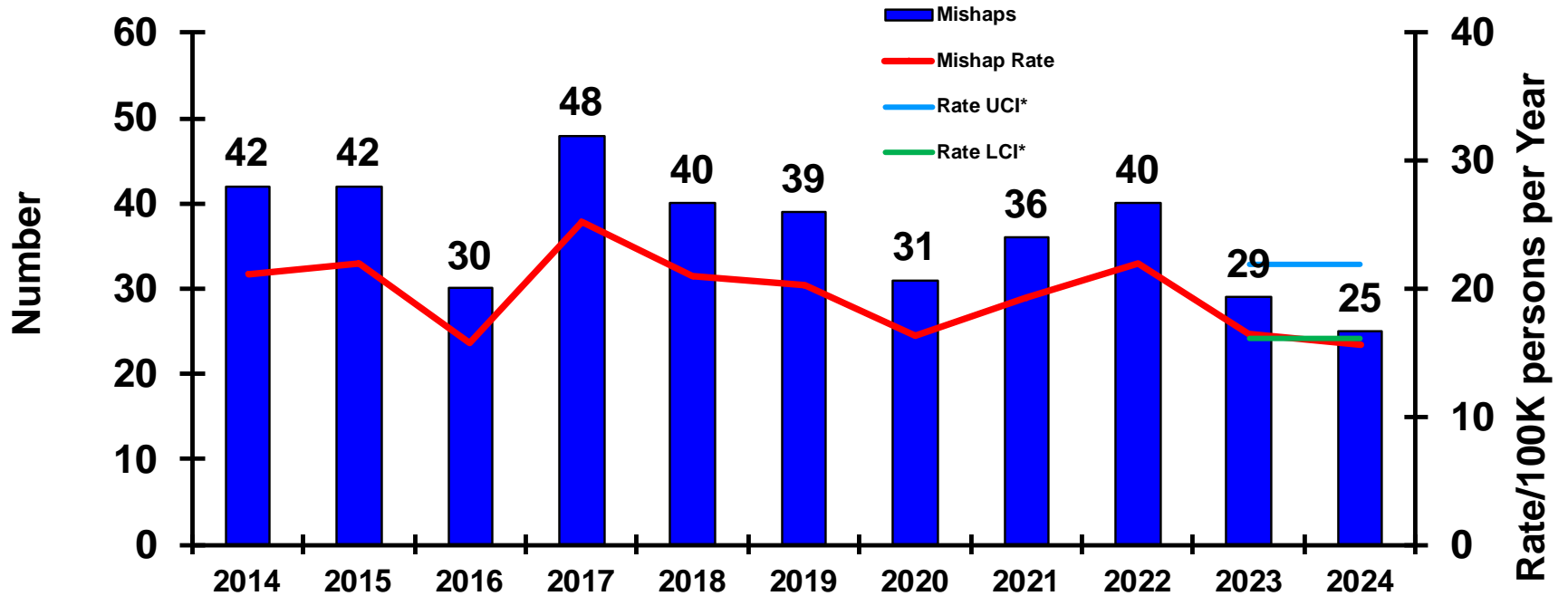


	<u>3-Sep-24</u>	<u>3-Sep-23</u>
CLASS A FATALITIES/FATALITY RATE FY COMPARISON:	3/1.88	3/1.84
FY23 FATALITIES/FATALITY RATE:	3/1.70	
10-YEAR AVERAGE (FY14-FY23) FATALITIES/FATALITY RATE:	6.60/3.47	

*see last slide for definition of UCI/LCI



CLASS 'A' OFF-DUTY MISHAPS

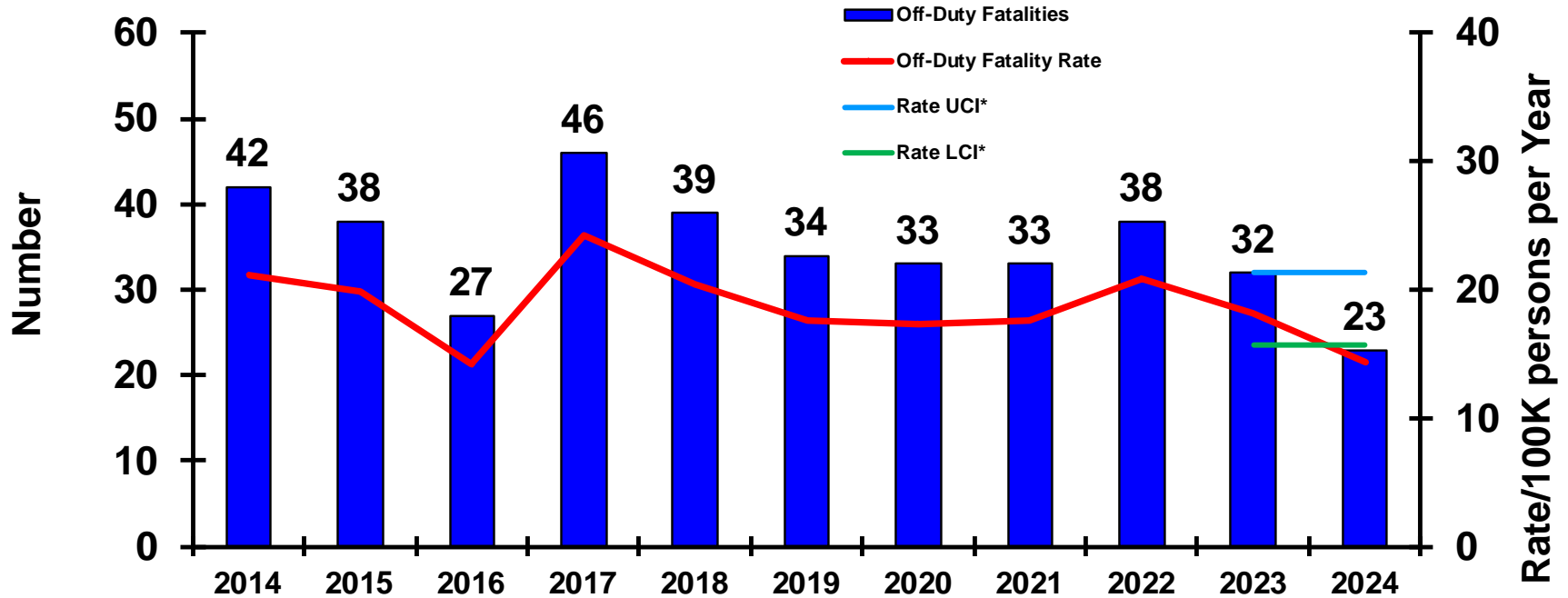


	<u>3-Sep-24</u>	<u>3-Sep-23</u>
CLASS A MISHAPS/MISHAP RATE FY COMPARISON:	25/15.64	27/16.53
FY23 MISHAPS/MISHAP RATE:	29/16.44	
10-YEAR AVERAGE (FY14-FY23) MISHAPS/MISHAP RATE:	37.70/19.93	

*see last slide for definition of UCI/LCI



CLASS 'A' OFF-DUTY FATALITIES



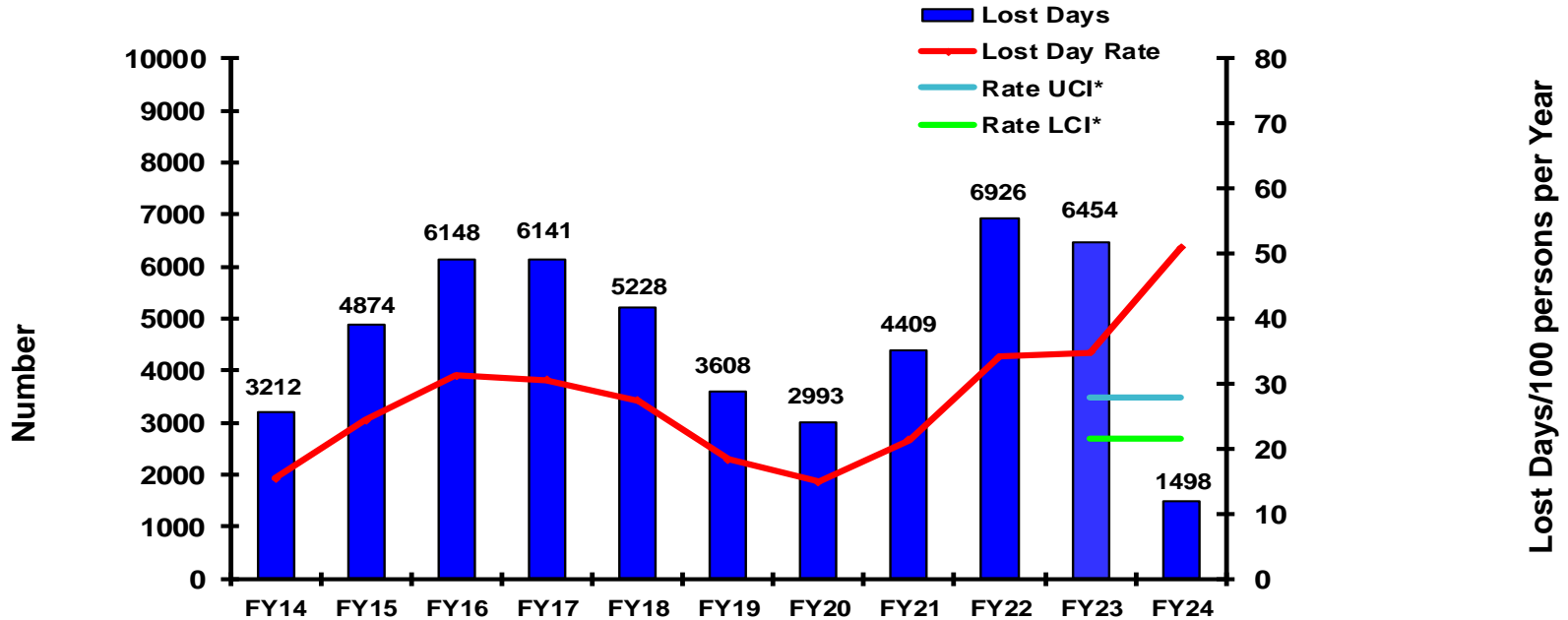
Slide does not show Government Civilian Fatalities: FY24 - 0

	<u>3-Sep-24</u>	<u>3-Sep-23</u>
CLASS A FATALITIES/FATALITY RATE FY COMPARISON:	23/14.39	30/18.36
FY23 FATALITIES/FATALITY RATE:	32/18.14	
10-YEAR AVERAGE (FY14-FY23) FATALITIES/FATALITY RATE:	36.20/19.15	

*see last slide for definition of UCI/LCI



CIVILIAN LOST WORK DAY



	<u>9 Jan 24</u>
LOST WORK DAY FY RATE COMPARISON:	50.87
FY23 LOST WORK DAY RATE:	37.70
5-YEAR AVERAGE (FY19-23) LOST WORK DAY RATE:	25.41

*see last slide for definition of UCI/LCI



USN - SHORT NARRATIVES

USN CLASS 'A' - AVIATION CLASS A MISHAPS (includes UAS/UAV, FRMs and AGMs not included in the Flight Slide) (13)

- CLASS A FLIGHT MISHAPS (11)
 - 23 Aug 2024 (NAS Patuxent River, MD) F/A-18F blew tire on landing, aircraft suffered damage. No injury to aircrew.
 - 15 Aug 2024 (NAS Fallon, NV) MH-60S: Two aircraft experienced hard landings during training. All aircrew recovered with minor injuries. No fatalities.
 - 10 Jul 2024 (Fort Worth, TX) T-45C conducted precautionary approach due to engine concerns. Post flight showed significant engine damage.
 - 28 May 2024 (Albuquerque, NM) F-35B crashed during a ferry flight. Pilot successfully ejected with non-life threatening injuries.
 - 12 Apr 2024 (Laurel, MS) T-45C had in-flight emergency, landed safely, no injury to aircrew.
 - 9 Apr 2024 (Location Withheld – OPSEC) F/A-18F had engine fire inflight, landed safely, no injury to aircrew.
 - 18 Mar 2024 (NAS Meridian, MS) T-45C experienced engine malfunction on takeoff, executed high-speed abort. No injuries to aircrew.
 - 11 Jan 2024 (San Diego, CA) MH-60R experienced a flight mishap during training. No fatalities, one minor injury to aircrew.
 - 20 Nov 2023 (Marine Corps Base Kaneohe, HI) P-8A departed runway, no injuries to aircrew.
 - 19 Nov 2023 (Laoag, Philippines) P-8A experienced equipment failure on landing, aircraft damaged, no aircrew injuries reported.
 - 7 Nov 2023 (Location Withheld – OPSEC) E-2D damaged during landing at USS Ship.
- CLASS 'A' FLIGHT-RELATED MISHAPS (FREL) (0)
 - NSTR
- CLASS 'A' AGM MISHAPS (1)
 - 13 May 2024 (NAS Whiting Field, FL) Multiple TH-73s damaged due to inclement weather, no injuries reported.
- CLASS 'A' MISHAP – UAV (1)
 - 28 Jan 2024 (Location Withheld – OPSEC) MQ-8C experienced aviation ground mishap, no injury to personnel. (UAV)

USN CLASS 'A' - AFLOAT MISHAPS (8)

- CLASS A SURFACE SHIP MISHAPS (4)
 - 01 May 2024 (Location Withheld - OPSEC) Collision during LCAC night operations resulted in damaged assets and injuries to personnel.
 - 28 Apr 2024 (Weapons Station Yorktown, VA) SVM fell overboard during security boat training, died at the scene.
 - 20 Mar 2024 (Location Withheld – OPSEC) SVM fell overboard underway, presumed deceased.
 - 11 Jan 2024 (Location Withheld) 2 x SVM declared missing at sea, presumed deceased.



USN - SHORT NARRATIVES

USN CLASS 'A' - AFLOAT MISHAPS (8) - Continued

- **CLASS A SUBMARINE MISHAPS (2)**
 - 24 May 2024 (NS Norfolk, VA) SVM electrocuted on sub. Pronounced deceased at scene.
 - 1 Dec 2023 (Location Withheld – OPSEC) Equipment damaged during training.

- **CLASS 'A' DIVING MISHAPS (0)**
 - NSTR

- **CLASS 'A' MSC AFLOAT MISHAPS (2)**
 - 21 Jan 2024 (Location Withheld) USNS experienced flooding casualty, no injury to crew.
 - 15 Nov 2023 (Location Withheld – OPSEC) Damaged material during USNS ship replenishment, no injury to crew.

USN CLASS 'A' - SHORE MISHAPS (3)

- **CLASS A SHORE MISHAPS (2)**
 - 4 Jun 2024 (NAS Jacksonville, FL) SVM drowned during training event. Died at hospital.
 - 7 Dec 2023 (NS Norfolk, VA) Government civilian fell during maintenance evolution, died at scene.

- **CLASS 'A' PHYSICAL TRAINING MISHAPS (1)**
 - 5 May 2024 (Naval Base Kitsap, Bangor, WA) SVM collapsed during on-duty PT run, died at scene.

USN CLASS 'A' - ON-DUTY MOTOR VEHICLE MISHAPS (1)

- **CLASS 'A' TACTICAL VEHICLE MISHAPS (0)**
 - NSTR

- **CLASS 'A' COMMERCIAL VEHICLE MISHAPS (1)**
 - 26 Jan 2024 (IVO NAB Coronado Silver Strand Training Complex (SSTC), CA) SVM involved in a government vehicle accident, died at scene.



USN - SHORT NARRATIVES

USN CLASS 'A' - PMV FATALITIES (33)

• PMV-4 FATALITIES (9)

- 1 Sep 2024 (Cook County, GA) SVM involved in a motor vehicle accident, died at scene.
- 10 Jul 2024 (Lockhart, TX) SVM involved in a motor vehicle accident, died at scene.
- 5 Jun 2024 (Newport News, VA) SVM involved in a motor vehicle accident, died at scene.
- 1 Jun 2024 (Newport News, VA) SVM involved in a motor vehicle accident, died at scene.
- 22 May 2024 (Ann Arundel County, MD) SVM involved in a motor vehicle accident, died at scene.
- 12 May 2024 (Kearney, NE) SVM involved in a motor vehicle accident, died at scene.
- 5 May 2024 (San Diego, CA) SVM involved in a motor vehicle accident, died at scene.
- 15 Dec 2023 (Gibson, GA) SVM involved in a motor vehicle accident, died at scene.
- 3 Dec 2023 (Hanford, CA) SVM involved in a motor vehicle accident, died at scene.
- 22 Nov 2023 (IVO San Antonio, TX) SVM involved in a motor vehicle accident, died at scene.

• PMV-2 FATALITIES (23)

- 23 Aug 2024 (West Springfield, MA) SVM involved in motorcycle accident, died at scene.
- 10 Aug 2024 (Howard County, MD) SVM involved in a motorcycle accident, died at scene.
- 5 Aug 2024 (Ocotillo, CA) SVM involved in a motorcycle accident, died at scene.
- 1 Aug 2024 (Imperial Beach, CA) SVM involved in a motorcycle accident, died at scene.
- 27 Jun 2024 (Oceanside, CA) 2 x SVM involved in a motorcycle accident, both died at scene.
- 26 Jun 2024 (Gulfport, MS) SVM involved in a motorcycle accident, died at scene.
- 22 Jun 2024 (Madera County, CA) SVM involved in a motorcycle accident, died at scene
- 18 Jun 2024 (San Antonio, TX) SVM involved in a motorcycle accident, died at scene.
- 5 Jun 2024 (Ledyard, CT) SVM involved in a motorcycle accident, died at scene.
- 23 May 2024 (Jacksonville, FL) SVM involved in a motorcycle accident, died at scene.
- 21 May 2024 (San Clemente, CA) SVM fell off motorcycle, hit by automobile, died at hospital.
- 2 May 2024 (Coupeville, WA) SVM involved in a motorcycle accident, died at scene.
- 31 Mar 2024 (Virginia Beach, VA) SVM involved in a motorcycle accident, succumbed to injuries in hospital on 3 Apr 2024.
- 29 Mar 2024 (Coupeville, WA) SVM involved in a motorcycle accident, died at scene.
- 29 Mar 2024 (Dahlgren, VA) SVM involved in a motorcycle accident, died at scene
- 24 Feb 2024 (Charleston, SC) SVM involved in a motorcycle accident, died at scene.
- 20 Feb 2024 (Pensacola, FL) SVM involved in a motorcycle accident, died at hospital.
- 3 Feb 2024 (Pensacola, FL) SVM involved in a motorcycle accident, died at hospital.
- 30 Jan 2024 (Hampton, VA) SVM involved in a motorcycle accident, died at scene.



USN - SHORT NARRATIVES

USN CLASS 'A' - PMV FATALITIES (33) - Continued

- **PMV-2 FATALITIES (23) - Continued**
 - 5 Jan 2023 (San Diego, CA) SVM involved in a motorcycle accident, died at scene.
 - 20 Oct 2023 (Goose Creek, SC) SVM involved in a motorcycle accident, died at scene.
 - 14 Oct 2023 (Mount Pleasant, SC) SVM involved in a motorcycle accident, died at hospital.

- **PMV-0 FATALITIES (1)**
 - 10 Mar 2024 (Phoenix, AZ) SVM hit by a motor vehicle while walking along road, died at scene.

USN CLASS 'A' USN - OFF-DUTY/RECREATIONAL FATALITIES (4)

- **OFF-DUTY/REC FATALITIES (4)**
 - 31 Aug 2024 (Chania, Greece) SVM fell off balcony, succumbed to injuries at the hospital.
 - 25 Aug 2024 (Vatnajökull National Park, Iceland) SVM exploring glacier, ice wall collapsed, died at scene.
 - 24 May 2024 (Sunnyvale, CA) SVM died from apparent drowning.
 - 23 Feb 2024 (Norfolk, VA) SVM sustained injury from accidental personal firearm discharge, succumbed to injuries at hospital.
 - 11 Oct 2023 (Norfolk, VA) SVM collapsed during physical activity, died at scene.

USN CLASS 'A' – PERMANENT TOTAL DISABILITIES (3)

- 22 Feb 2024 (Norfolk, VA) SVM involved in a motorcycle accident, resulting in permanent disability.
- 29 Oct 2023 (Cisco, TX) SVM hit by motor vehicle, sustained permanent total disability.
- 6 Oct 2023 (Goose Creek, SC) SVM struck by vehicle, sustained permanent total disability on 6 Oct 2023.



USMC - SHORT NARRATIVES

USMC CLASS 'A' AVIATION MISHAPS (includes UAS/UAV, FRMs and AGMs not included in the Flight Slide) (6)

- **CLASS A FLIGHT MISHAPS (3)**
 - 6 Feb 2024 (IVO Pine Valley, CA) CH-53E crashed during training flight, five aircrew perished.
 - 7 Nov 2023 (MCAS Yuma, AZ) KC-130J departed runway, no injuries to crew.
 - 24 Oct 2023 (IVO Nellis AFB, NV) MV-22B hard landing during a training mission, one crewmember injured.
- **CLASS 'A' FLIGHT-RELATED MISHAPS (FREL) (0)**
 - NSTR
- **CLASS 'A' AGM MISHAPS (3)**
 - 23 Apr 2024 (Camp Pendleton, CA) UH-1Y: SVM fatally injured during aviation ground operations
 - 20 Apr 2024 (NAS Oceana, VA) F-35B engine damage discovered after failed engine start.
 - 2 Dec 2023 (MCAS Futenma, Okinawa) Aviation Ground Mishap (AGM) involving multiple aircraft.
- **CLASS 'A' MISHAP – UAV (0)**
 - NSTR

USMC CLASS 'A' GROUND MISHAPS (3)

- **CLASS A GROUND MISHAPS (2)**
 - 18 Apr 2024 (IVO MCOLF Atlantic, NC) SVM involved in a parachute mishap, died at scene.
- **CLASS A PHYSICAL TRAINING MISHAPS (2)**
 - 18 Feb 2024 (Bardufoss, Norway) SVM collapsed during on-duty PT run, died at scene.
 - 4 Oct 2023 (Camp Hansen, Okinawa, Japan) SVM collapsed during PFT, died at hospital on 12 Oct 2023.



USMC - SHORT NARRATIVES

USMC CLASS 'A' ON-DUTY MOTOR VEHICLE MISHAPS (3)

- **CLASS 'A' TACTICAL VEHICLE MISHAPS (2)**

- 27 Jul 2024 (IVO MCAGCC Twentynine Palms, CA) SVM rolled tactical vehicle (HMMWV), pronounced deceased at hospital.
- 12 Dec 2023 (MCB Camp Pendleton, CA) ACV had mishap on land, 1 x fatality, 11 x SVM sustained injuries and were treated at hospital.

- **CLASS 'A' COMMERCIAL VEHICLE MISHAPS (1)**

- 22 Mar 2024 (San Diego, CA) SVM involved in a motorcycle accident during a command group ride, died at scene.

USMC CLASS 'A' PMV FATALITIES (20)

- **PMV-4 FATALITIES (8)**

- 3 Jul 2024 (Kenansville, NC) SVM involved in a motor vehicle accident, died at scene.
- 15 Jun 2024 (Camp Pendleton, CA) SVM involved in a motor vehicle accident, died at scene.
- 25 Apr 2024 (Oceanside, CA) 2 x SVM involved in a motor vehicle accident, both succumbed to their injuries at scene.
- 1 Jan 2024 (Dayton, OH) SVM involved in a motor vehicle accident, died at scene.
- 30 Dec 2023 (IVO Beaufort, SC) SVM involved in a motor vehicle accident, died at scene.
- 22 Dec 2023 (Reseda, CA) SVM involved in a motor vehicle accident, died at scene.
- 10 Oct 2023 (Attleboro, MA) SVM involved in a motor vehicle accident, died at scene.

- **PMV-2 FATALITIES (10)**

- 21 Jul 2024 (Jacksonville, NC) SVM involved in a motorcycle accident, died at scene.
- 7 Jul 2024 (Oceanside, CA) SVM involved in a motorcycle accident, died at scene.
- 15 Mar 2024 (Yuma, AZ) SVM involved in a motorcycle accident, died at hospital.
- 7 Mar 2024 (Ginowan, Japan) SVM involved in a motorcycle accident, died at hospital.
- 28 Jan 2024 (Yuma, AZ) SVM involved in a motorcycle accident, died at scene.
- 28 Dec 2023 (Pooler, GA) SVM involved in a motorcycle accident, died at scene.
- 26 Nov 2023 (Winchester, CA) SVM involved in a motorcycle accident, died at hospital.
- 14 Nov 2023 (Escondido, CA) SVM involved in a motorcycle accident, died at scene.
- 14 Nov 2023 (Jacksonville, NC) SVM involved in a motorcycle accident, died at hospital.
- 4 Nov 2023 (Hubert, NC) SVM involved in a motorcycle accident, died at scene.



USMC - SHORT NARRATIVES

USMC CLASS 'A' PMV FATALITIES (20) - Continued

- **PMV-0 FATALITIES (2)**
 - 23 Jun 2024 (Arlington, TX) SVM got flat tire, exited vehicle, struck by another vehicle. Died at scene.
 - 11 May 2024 (MCAS Iwakuni, Japan) SVM was struck by train, died at hospital.

USMC CLASS 'A' OFF-DUTY/RECREATIONAL FATALITIES (3)

- **OFF-DUTY/REC FATALITIES (3)**
 - 24 Aug 2024 (Nago, Japan) SVM dove into a lake, drowned.
 - 27 Jul 2024 (San Bernardino, CA) SVM found unresponsive in a lake, declared deceased at hospital from apparent drowning.
 - 21 Oct 2023 (Kaneohe, HI) SVM drowned while spearfishing.

USMC CLASS 'A' – PERMANENT TOTAL DISABILITIES (3)

- 1 Jun 2024 (Surf City, NC) SVM dove into the ocean and sustained a neck fracture resulting in permanent total disability.
- 27 Apr 2024 (Camp Lejeune, NC) SVM jumped off dock while fishing, sustained broken neck. Sustained permanent total disability on 11 Jul 2024.
- 15 Aug 2024 (IVO Wilmington, NC) SVM involved in a motor vehicle accident resulting in permanent total disability



Mishap Confidence Interval



- UCI = Upper Confidence Interval LCI = Lower Confidence Interval
- Rate values above the UCI or below the LCI infer a statistically significant change is probable. This is only an indicator. Significance cannot be determined until end-of-year.
- Values between the UCI and LCI infer that nothing significant has occurred to increase or decrease mishap rate.

(Confidence Interval is based on: Poisson Rate related to a Chi Squared Distribution and calculated using FY16-20 data except for the Lost Work Days and Lost Time Case slides which were based on a normal distribution).