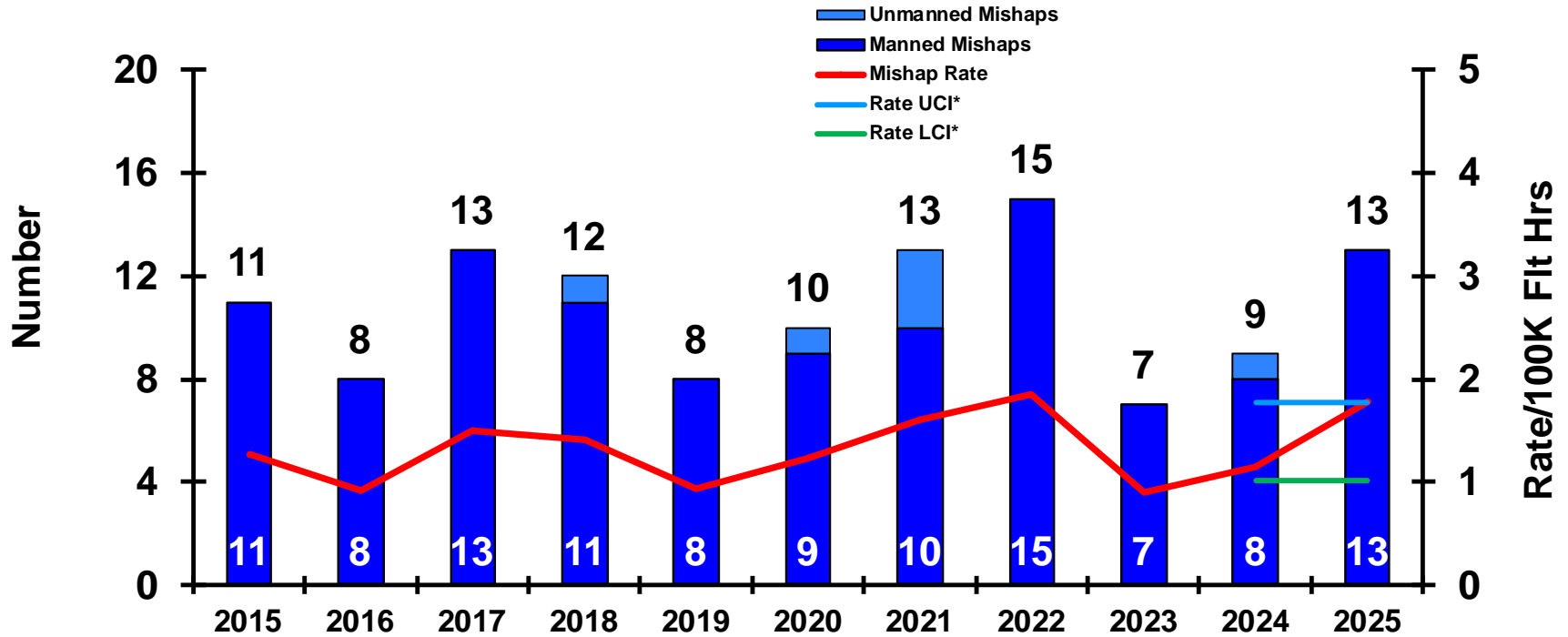




# CLASS 'A' - AVIATION MISHAPS

(This slide is the summary slide for Slides 2-4. Slides 2-4 provide additional detailed information)



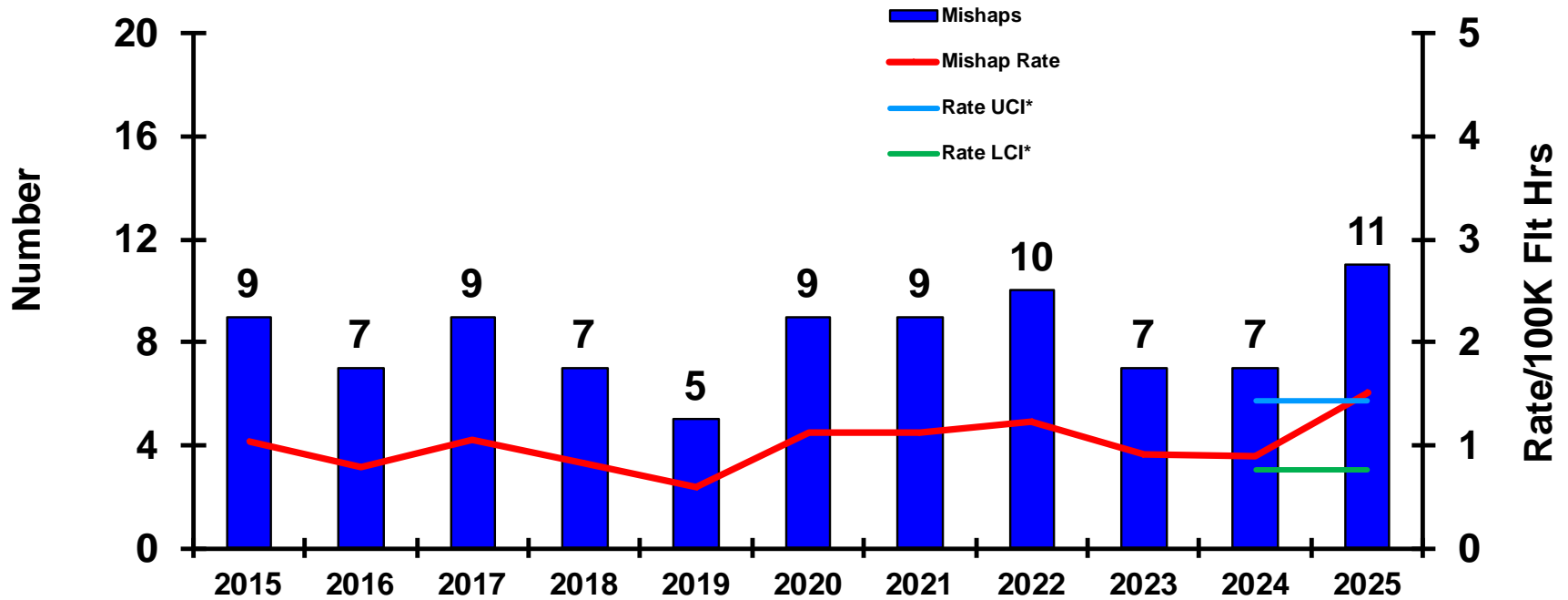
	<u>23-Sep-25</u>	<u>23-Sep-24</u>
<b>CLASS A MISHAPS/MISHAP RATE FY COMPARISON:</b>	13/1.79	9/1.18
<b>FY24 MISHAPS/MISHAP RATE:</b>	9/1.15	
<b>10-YEAR AVERAGE (FY15-FY24) MISHAPS/MISHAP RATE:</b>	10.60/1.28	

\*see last slide for definition of UCI/LCI



# CLASS 'A' - FLIGHT MISHAPS

*Manned Aircraft Only*

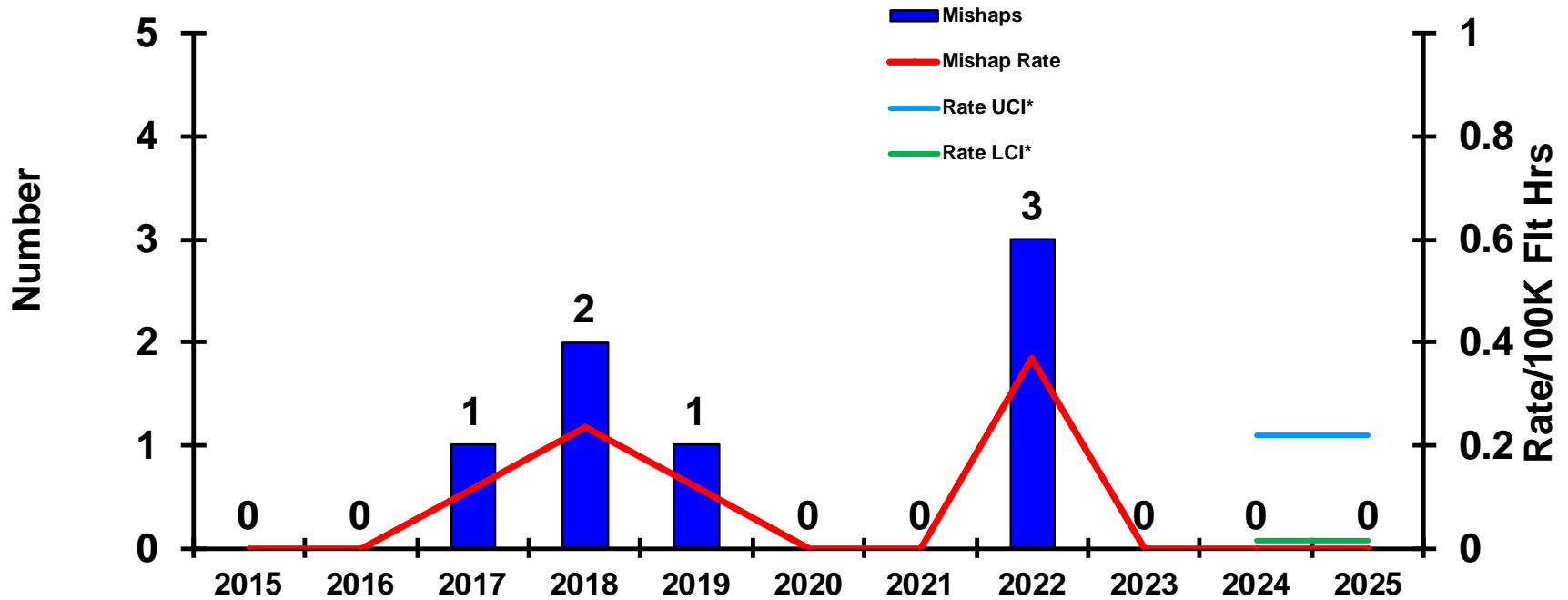


	<u>23-Sep-25</u>	<u>23-Sep-24</u>
<b>CLASS A MISHAPS/MISHAP RATE FY COMPARISON:</b>	11/1.51	7/0.92
<b>FY24 MISHAPS/MISHAP RATE:</b>	7/0.90	
<b>10-YEAR AVERAGE (FY15-FY24) MISHAPS/MISHAP RATE:</b>	7.90/0.95	

\*see last slide for definition of UCI/LCI



# CLASS 'A' - FLIGHT-RELATED (FREL) MISHAPS *Manned Aircraft Only*



	<u>23-Sep-25</u>	<u>23-Sep-24</u>
<b>CLASS A MISHAPS/MISHAP RATE FY COMPARISON:</b>	0/0.00	0/0.00
<b>FY24 MISHAPS/MISHAP RATE:</b>	0/0.00	
<b>10-YEAR AVERAGE (FY15-FY24) MISHAPS/MISHAP RATE:</b>	0.70/0.08	

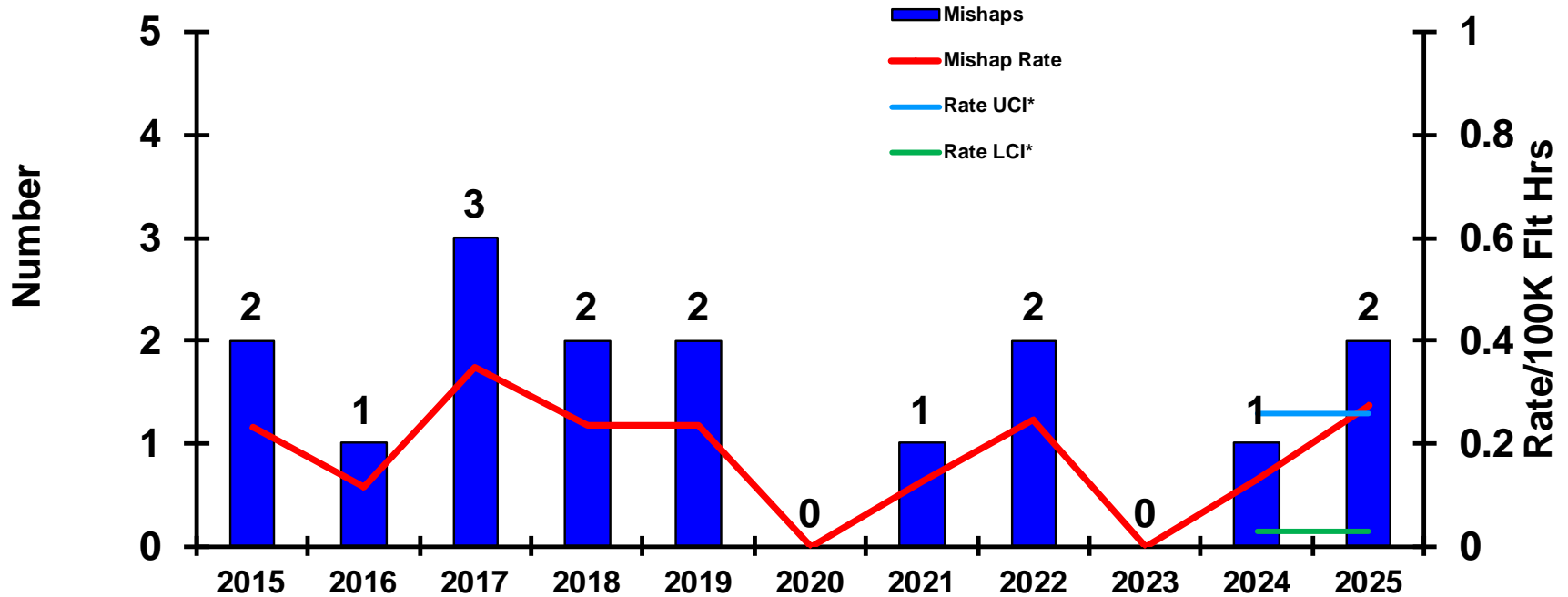
\*see last slide for definition of UCI/LCI



# **CLASS 'A' - AVIATION GROUND MISHAPS**

## **(AGM)**

*Manned Aircraft Only*



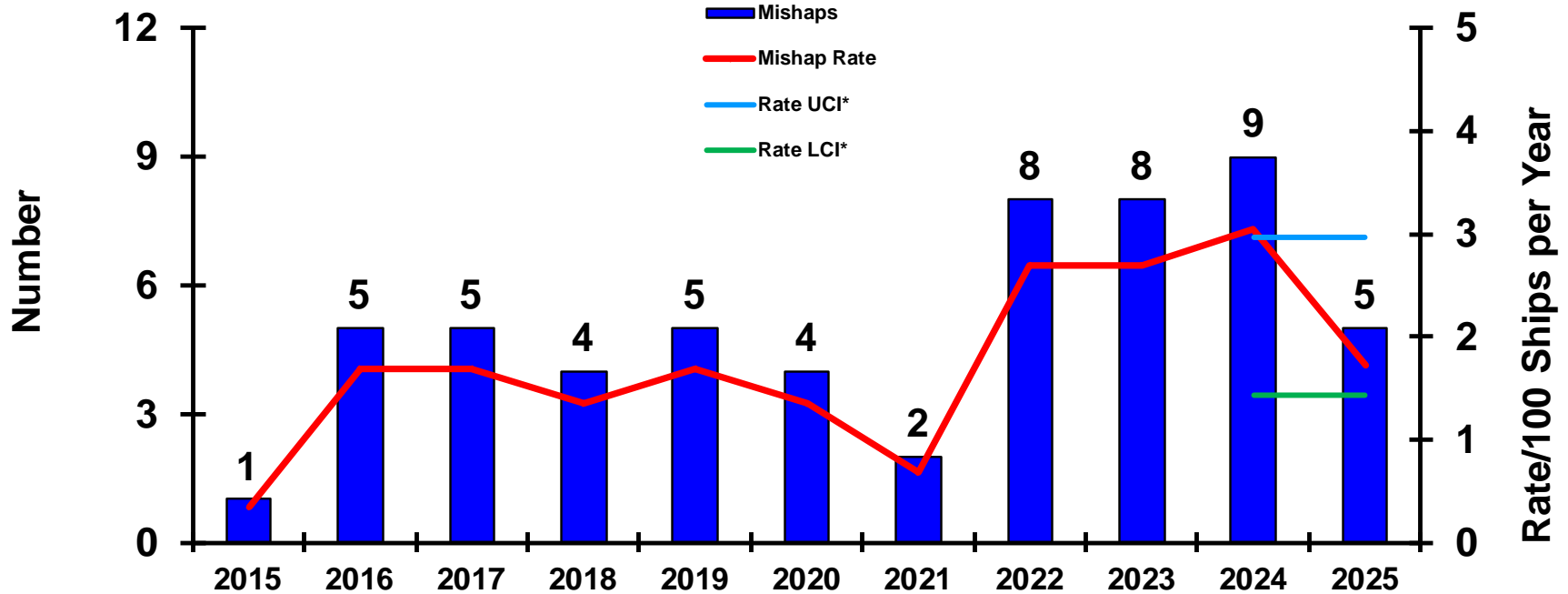
	<u>23-Sep-25</u>	<u>23-Sep-24</u>
<b>CLASS A MISHAPS/MISHAP RATE FY COMPARISON:</b>	2/0.28	1/0.13
<b>FY24 MISHAPS/MISHAP RATE:</b>	1/0.13	
<b>10-YEAR AVERAGE (FY15-FY24) MISHAPS/MISHAP RATE:</b>	1.40/0.17	

\*see last slide for definition of UCI/LCI



# CLASS 'A' - AFLOAT MISHAPS

(This slide is the summary slide for Slides 6-9. Slides 6-9 provide additional detailed information)

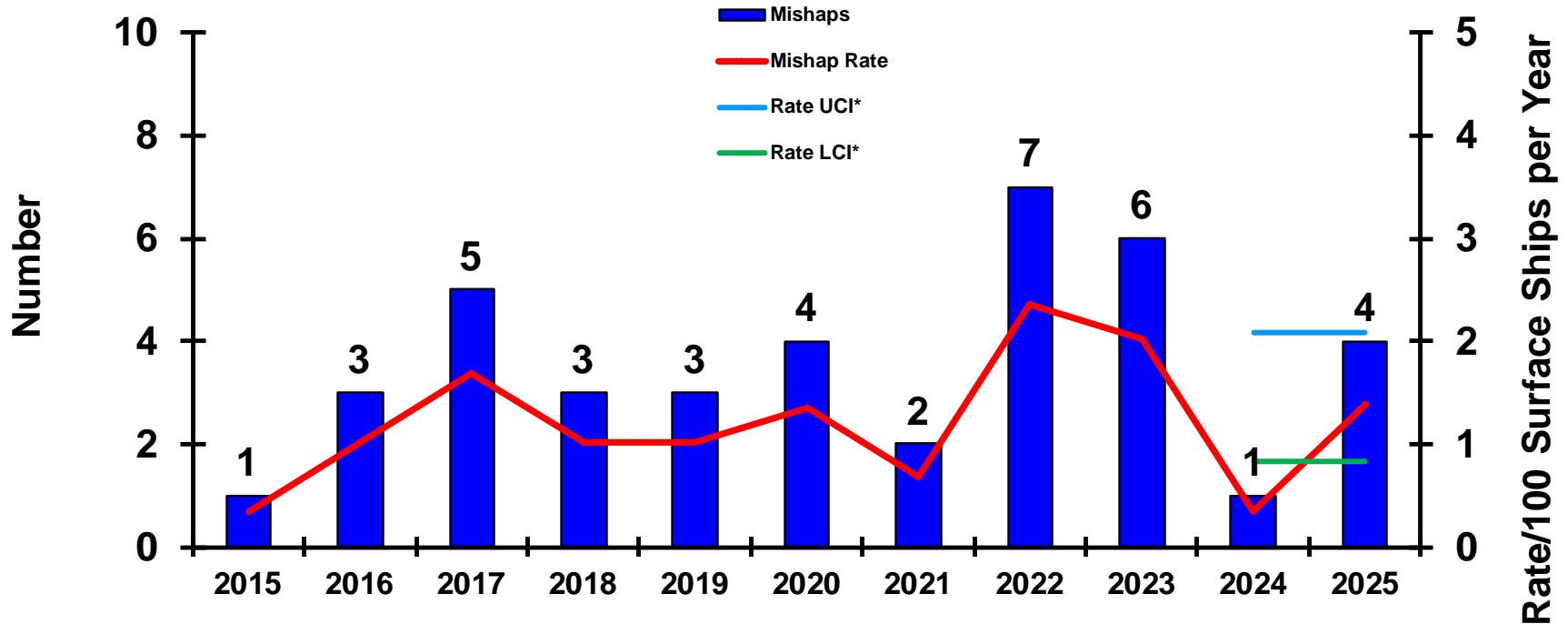


	<u>23-Sep-25</u>	<u>23-Sep-24</u>
<b>CLASS A MISHAPS/MISHAP RATE FY COMPARISON:</b>	5/1.73	9/3.11
<b>FY24 MISHAPS/MISHAP RATE:</b>	9/3.04	
<b>10-YEAR AVERAGE (FY15-FY24) MISHAPS/MISHAP RATE:</b>	5.10/1.72	

\*see last slide for definition of UCI/LCI



# CLASS 'A' - SURFACE SHIP MISHAPS

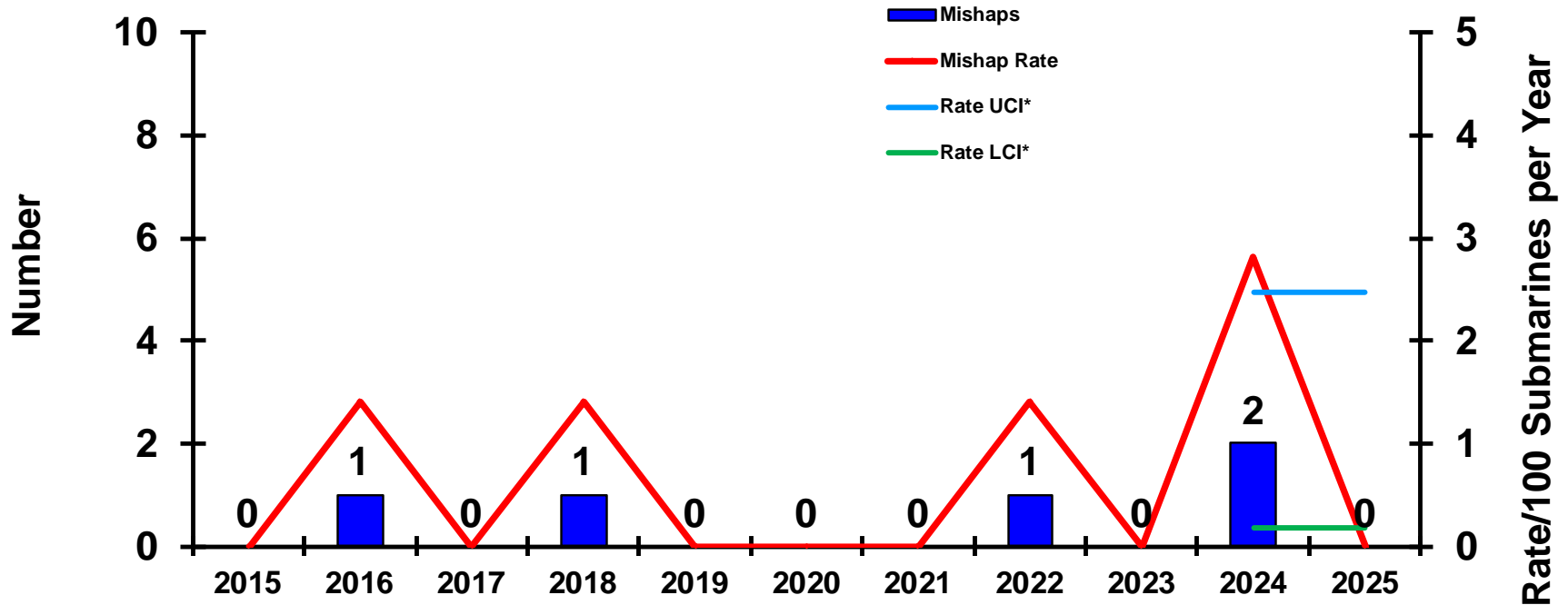


	<u>23-Sep-25</u>	<u>23-Sep-24</u>
<b>CLASS A MISHAPS/MISHAP RATE FY COMPARISON:</b>	4/1.40	1/0.35
<b>FY24 MISHAPS/MISHAP RATE:</b>	1/0.34	
<b>10-YEAR AVERAGE (FY15-FY24) MISHAPS/MISHAP RATE:</b>	3.50/1.18	

\*see last slide for definition of UCI/LCI



# CLASS 'A' - SUBMARINE MISHAPS

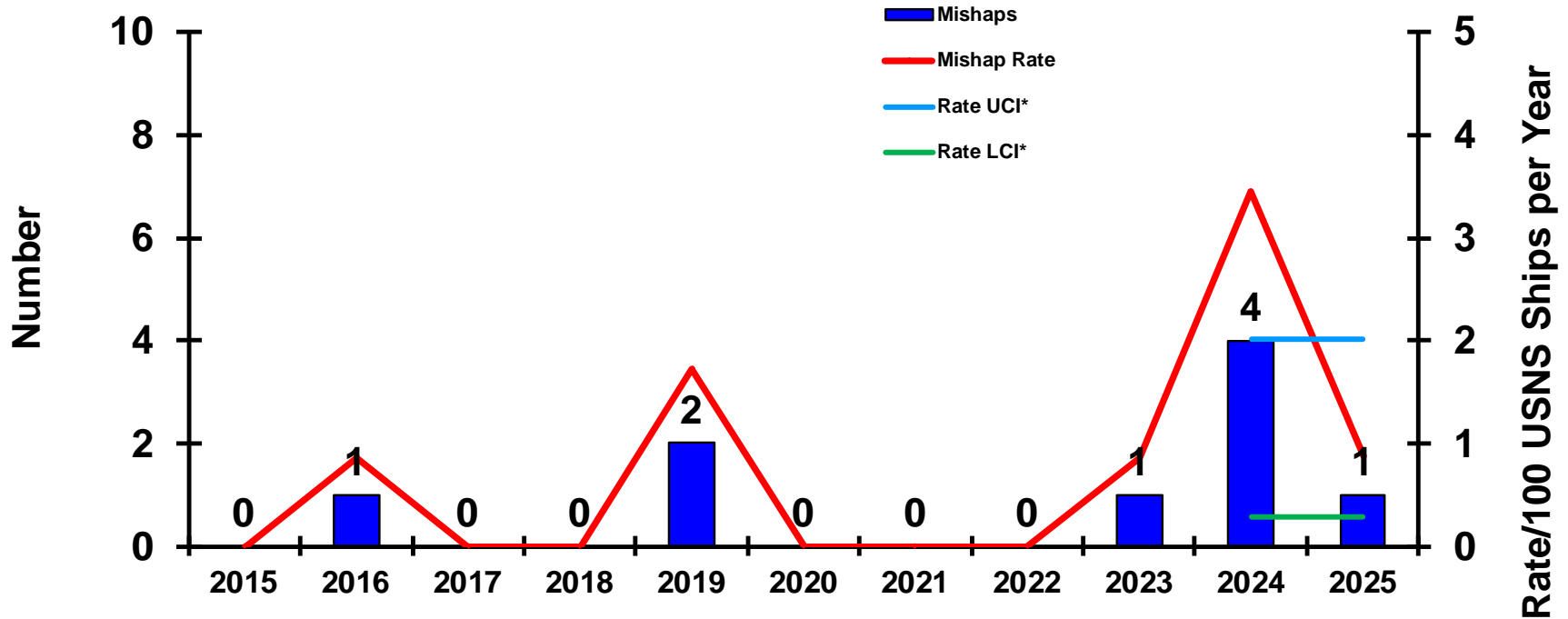


	<u>23-Sep-25</u>	<u>23-Sep-24</u>
<b>CLASS A MISHAPS/MISHAP RATE FY COMPARISON:</b>	0/0.00	2/2.88
<b>FY24 MISHAPS/MISHAP RATE:</b>	2/2.82	
<b>10-YEAR AVERAGE (FY15-FY24) MISHAPS/MISHAP RATE:</b>	0.50/0.70	

\*see last slide for definition of UCI/LCI



# CLASS 'A' - MILITARY SEALIFT COMMAND (MSC) AFLOAT MISHAPS

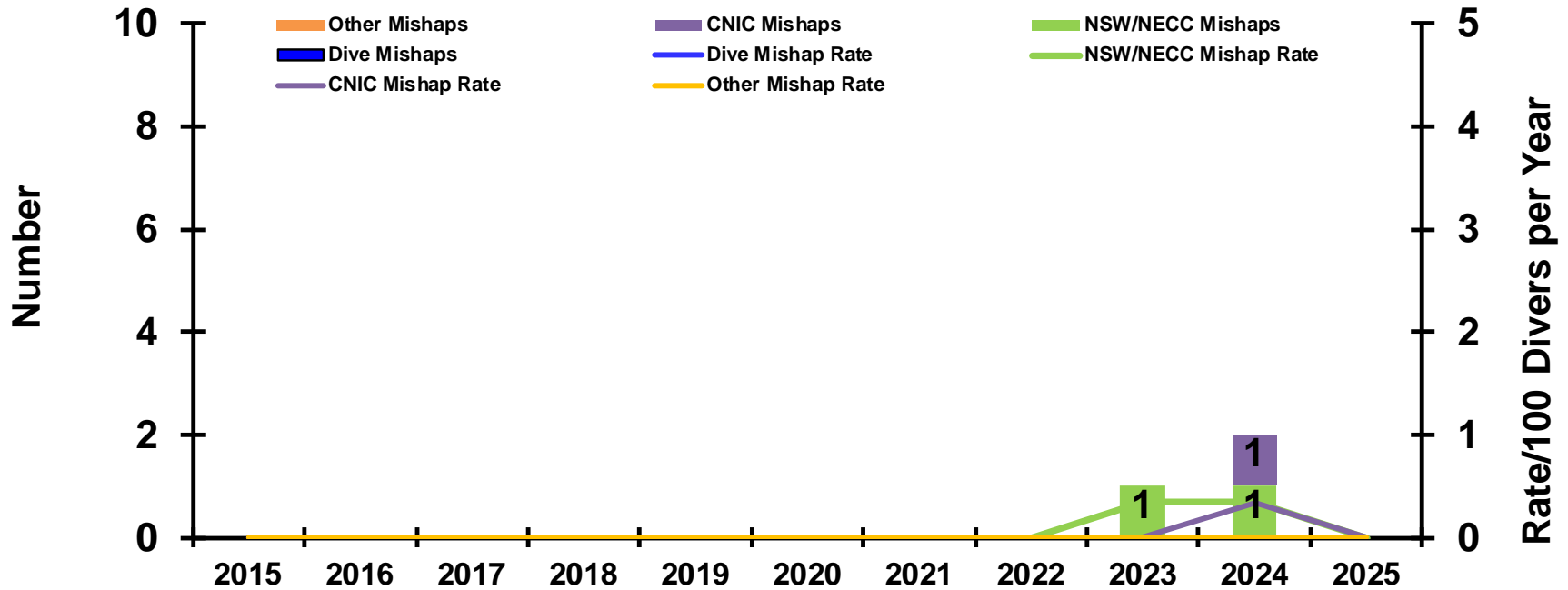


	<u>23-Sep-25</u>	<u>23-Sep-24</u>
<b>CLASS A MISHAPS/MISHAP RATE FY COMPARISON:</b>	1/0.88	4/3.53
<b>FY24 MISHAPS/MISHAP RATE:</b>	4/3.45	
<b>10-YEAR AVERAGE (FY15-FY24) MISHAPS/MISHAP RATE:</b>	0.80/0.69	

\*see last slide for definition of UCI/LCI



# CLASS 'A' – DIVE/CNIC/NSW/NECC/OTHER MISHAPS



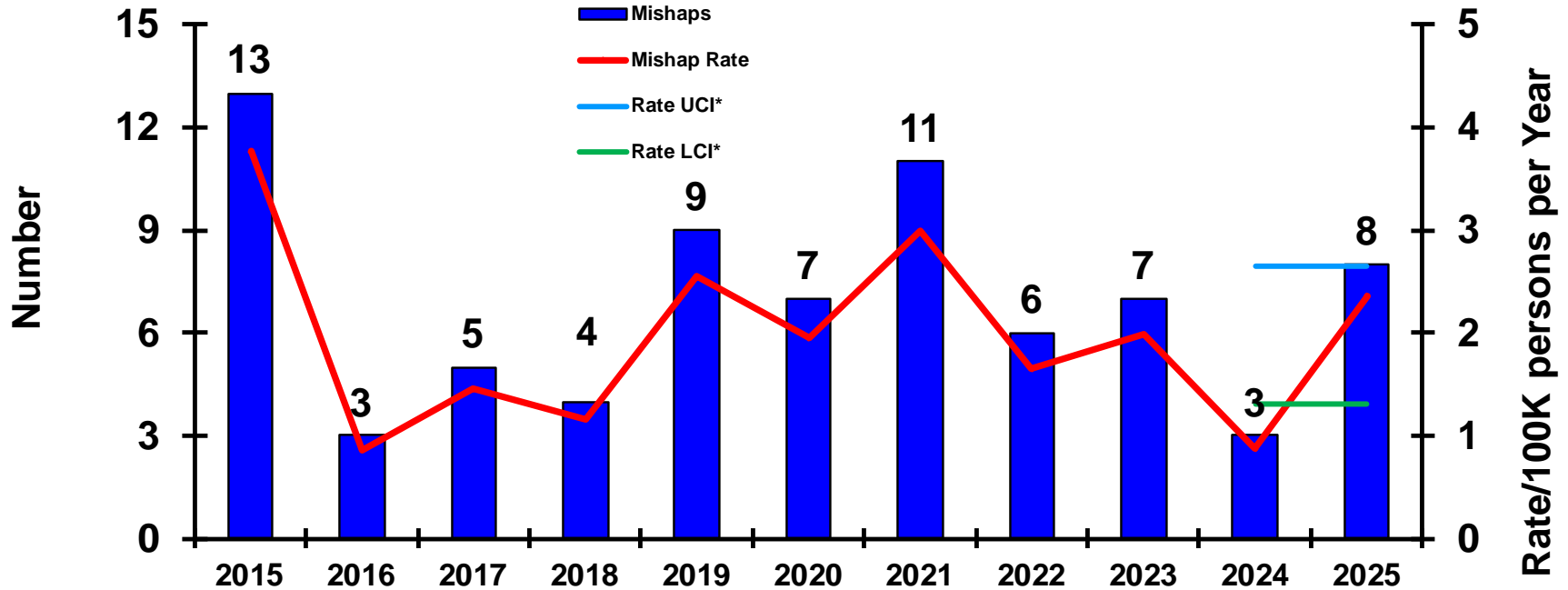
	Dive		NSW/NECC		CNIC		Other	
	23-Sep-25	23-Sep-24	23-Sep-25	23-Sep-24	23-Sep-25	23-Sep-24	23-Sep-25	23-Sep-24
<b>CLASS A COMPARISON:</b>	0/0.00	0/0.00	0/0.00	1/0.35	0/0.00	1/0.35	0/0.00	0/0.00
<b>FY24 MISHAPS/MISHAP RATE:</b>	0/0.00		1/0.34		1/0.34		0/0.00	
<b>10-YEAR AVERAGE</b>	0.00/0.00		0.20/0.07		0.10/0.03		0.00/0.00	

\*see last slide for definition of UCI/LCI



# CLASS 'A' - SHORE ON-DUTY MISHAPS

(This slide is the summary slide for Slides 11-14. Slides 11-14 provide additional detailed information)

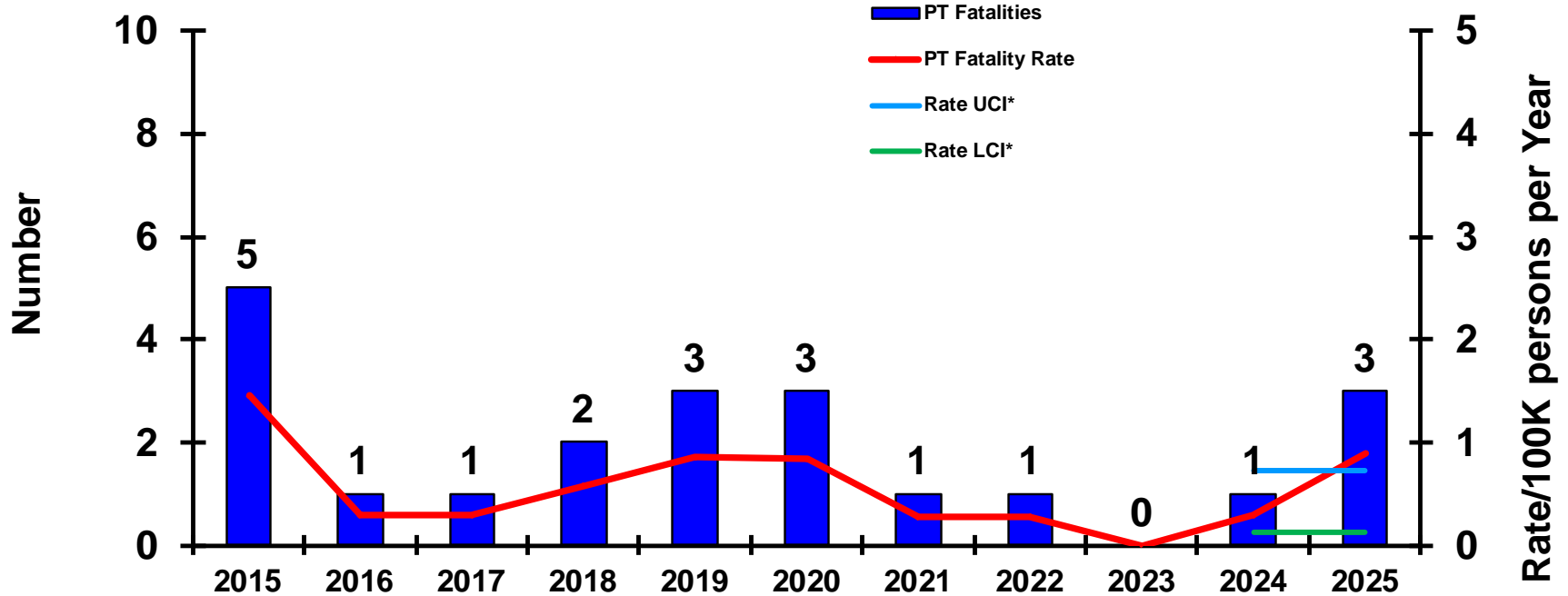


	<u>23-Sep-25</u>	<u>23-Sep-24</u>
<b>CLASS A MISHAPS/MISHAP RATE FY COMPARISON:</b>	8/2.36	3/0.89
<b>FY24 MISHAPS/MISHAP RATE:</b>	3/0.87	
<b>10-YEAR AVERAGE (FY15-FY24) MISHAPS/MISHAP RATE:</b>	6.80/1.93	

\*see last slide for definition of UCI/LCI



# CLASS 'A' - PHYSICAL TRAINING FATALITIES

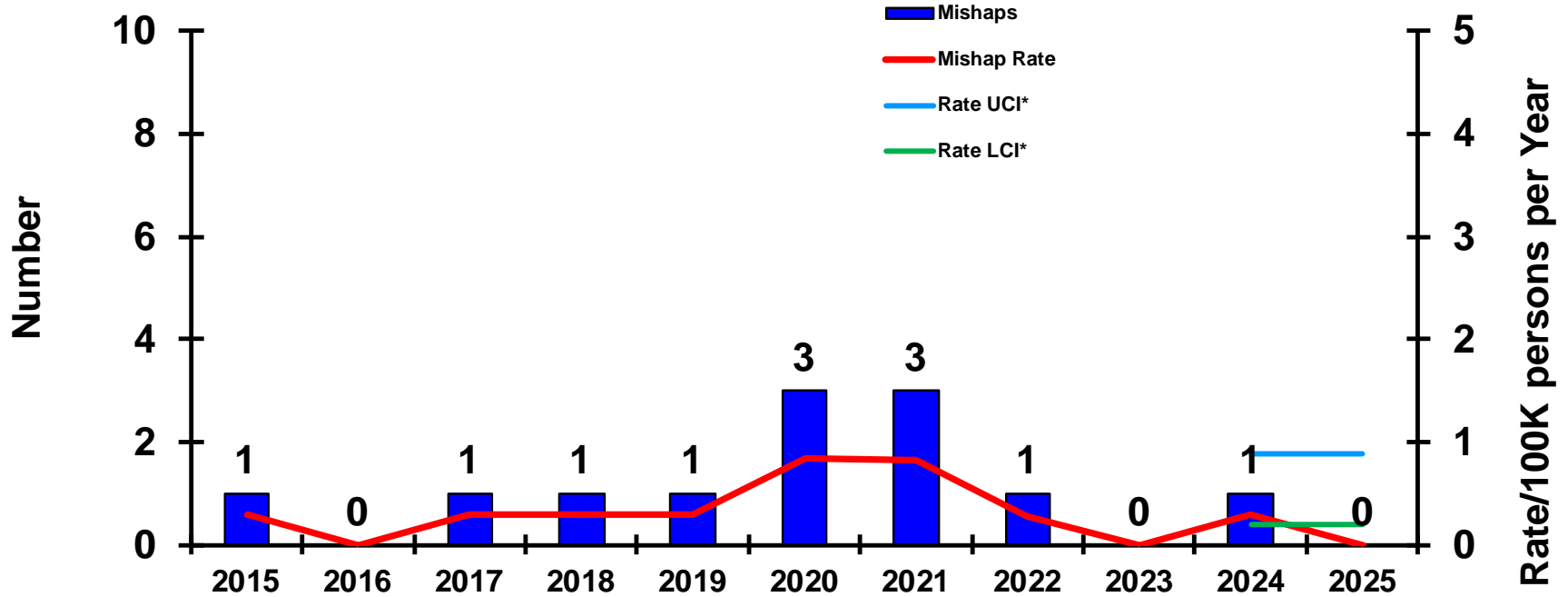


	<u>23-Sep-25</u>	<u>23-Sep-24</u>
<b>CLASS A FATALITIES/FATALITY RATE FY COMPARISON:</b>	3/0.89	1/0.30
<b>FY24 FATALITIES/FATALITY RATE:</b>	1/0.29	
<b>10-YEAR AVERAGE (FY15-FY24) FATALITIES/FATALITY RATE:</b>	1.80/0.51	

\*see last slide for definition of UCI/LCI



# CLASS 'A' - ON-DUTY MOTOR VEHICLE (MV) MISHAPS

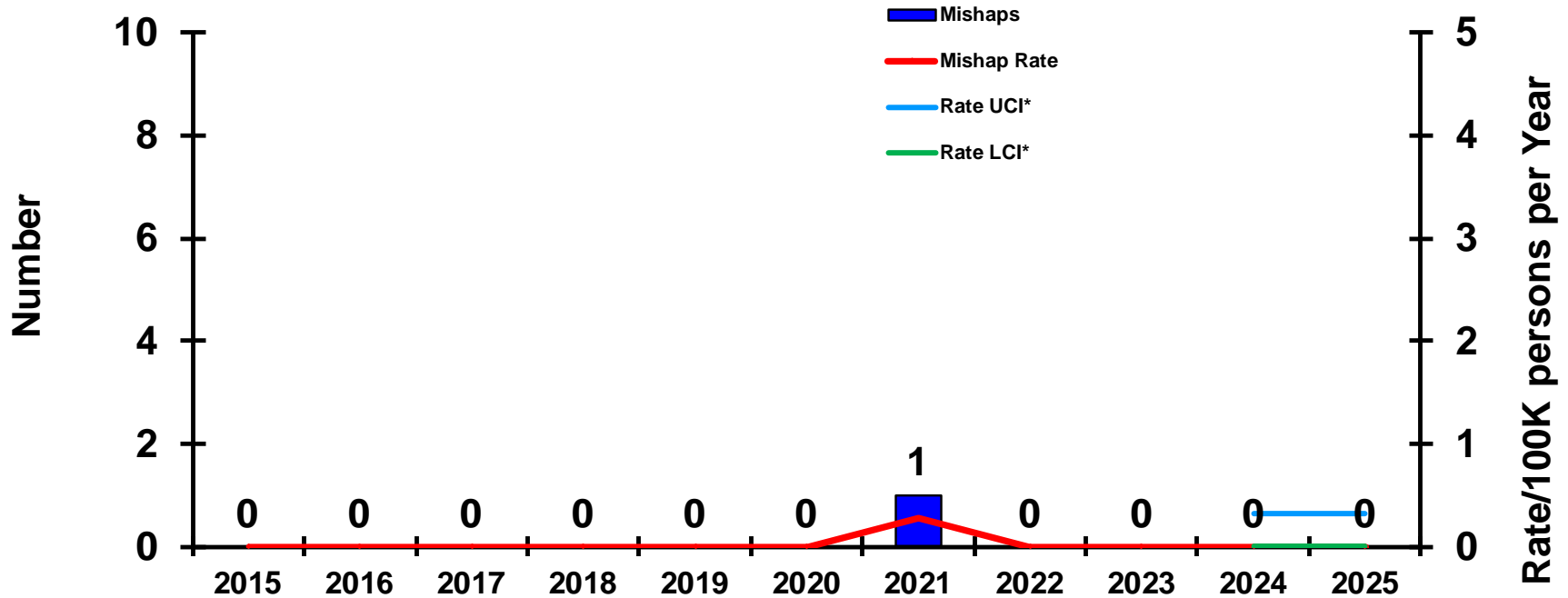


	<u>23-Sep-25</u>	<u>23-Sep-24</u>
<b>CLASS A MISHAPS/MISHAP RATE FY COMPARISON:</b>	0/0.00	1/0.30
<b>FY24 MISHAPS/MISHAP RATE:</b>	1/0.29	
<b>10-YEAR AVERAGE (FY15-FY24) MISHAPS/MISHAP RATE:</b>	1.20/0.34	

\*see last slide for definition of UCI/LCI



# CLASS 'A' - TACTICAL VEHICLE (TACVEH) MISHAPS

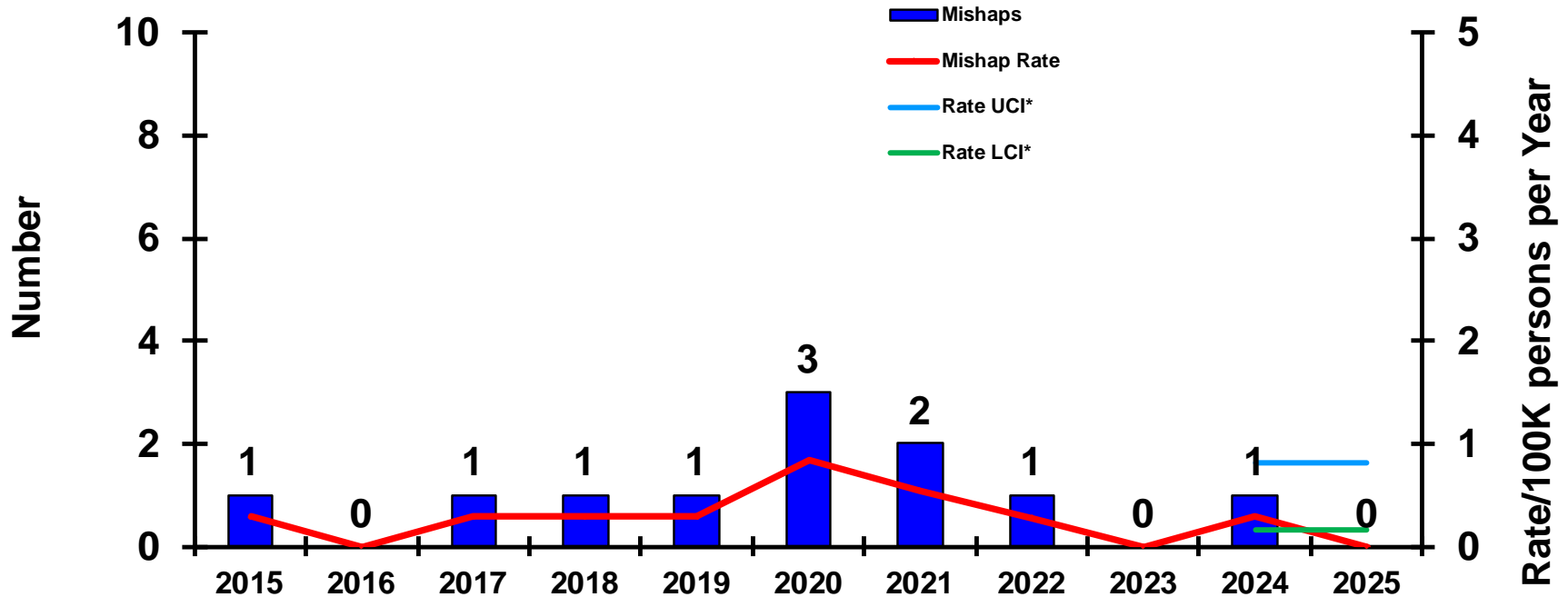


	<u>23-Sep-25</u>	<u>23-Sep-24</u>
<b>CLASS A MISHAPS/MISHAP RATE FY COMPARISON:</b>	0/0.00	0/0.00
<b>FY24 MISHAPS/MISHAP RATE:</b>	0/0.00	
<b>10-YEAR AVERAGE (FY15-FY24) MISHAPS/MISHAP RATE:</b>	0.10/0.03	

\*see last slide for definition of UCI/LCI



# CLASS 'A' - COMMERCIAL VEHICLE (COMMVEH) MISHAPS

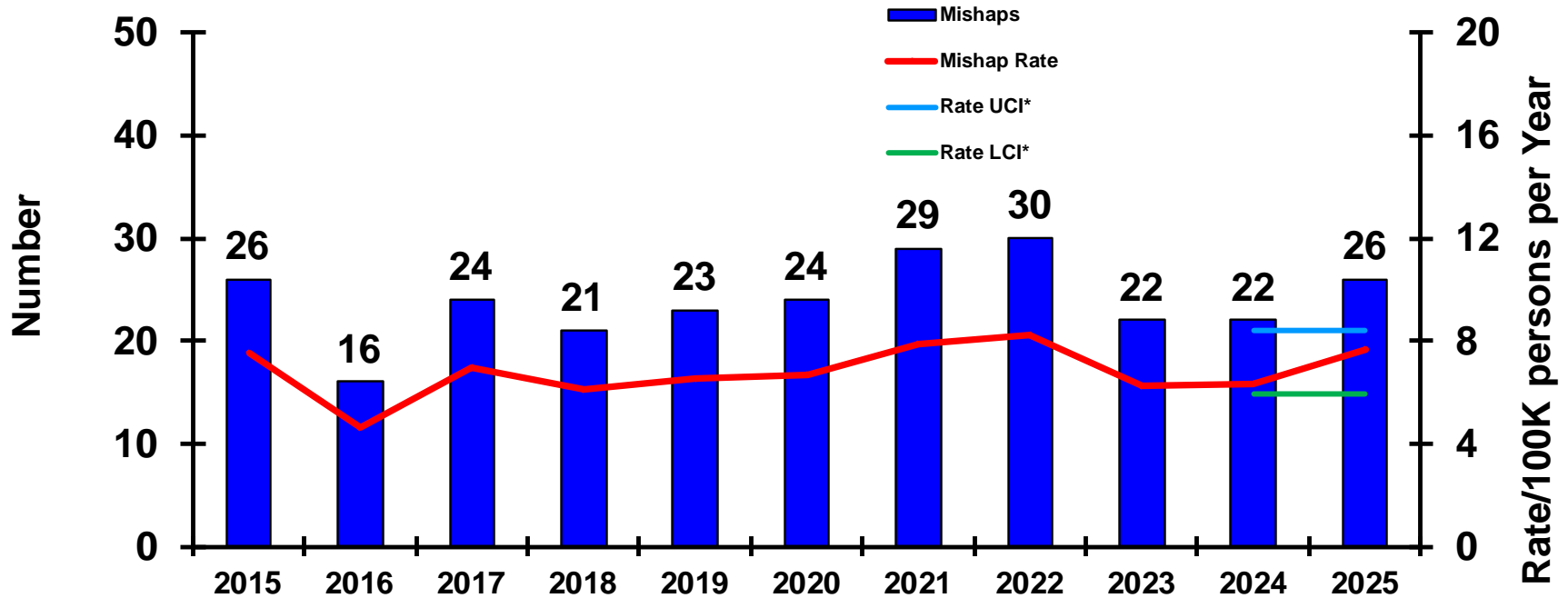


	<u>23-Sep-25</u>	<u>23-Sep-24</u>
<b>CLASS A MISHAPS/MISHAP RATE FY COMPARISON:</b>	0/0.00	1/0.30
<b>FY24 MISHAPS/MISHAP RATE:</b>	1/0.29	
<b>10-YEAR AVERAGE (FY15-FY24) MISHAPS/MISHAP RATE:</b>	1.10/0.31	

\*see last slide for definition of UCI/LCI



# CLASS 'A' - ON-DUTY MISHAPS

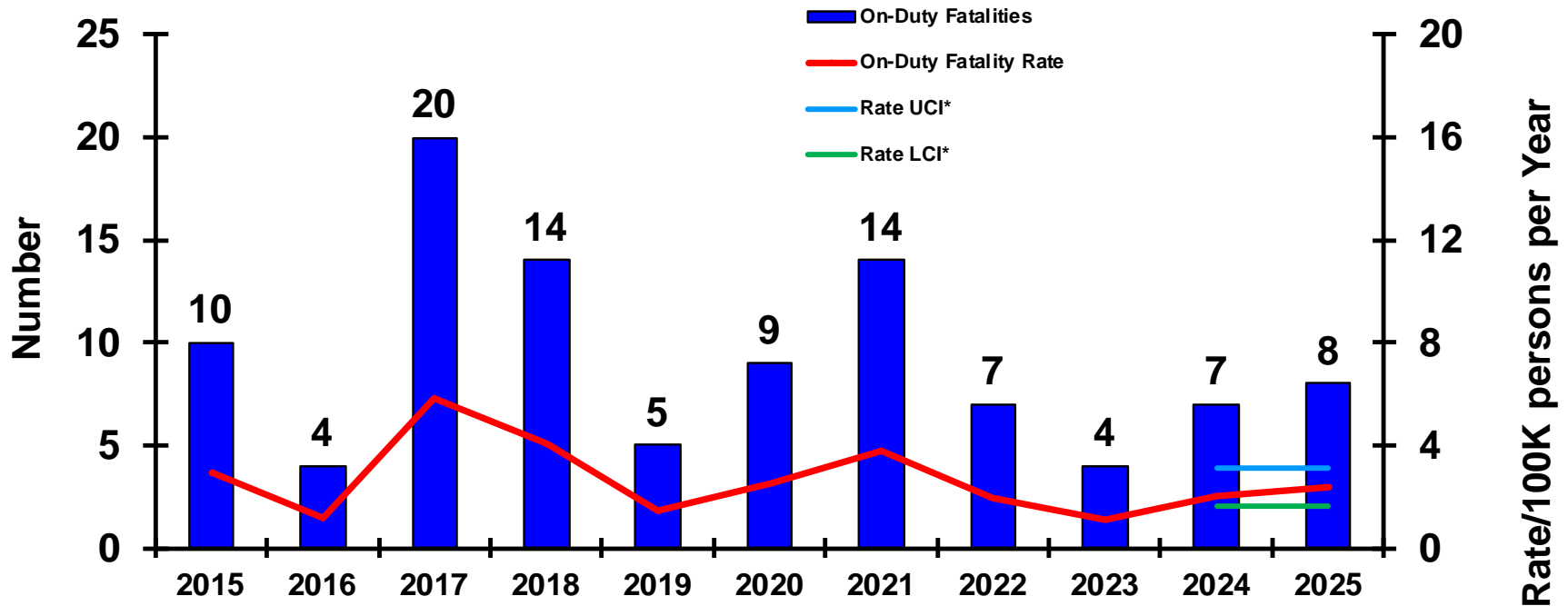


	<u>23-Sep-25</u>	<u>23-Sep-24</u>
<b>CLASS A MISHAPS/MISHAP RATE FY COMPARISON:</b>	26/7.68	22/6.50
<b>FY24 MISHAPS/MISHAP RATE:</b>	22/6.35	
<b>10-YEAR AVERAGE (FY15-FY24) MISHAPS/MISHAP RATE:</b>	23.70/6.73	

\*see last slide for definition of UCI/LCI



# CLASS 'A' - ON-DUTY FATALITIES



Slide does not show Government Civilian Fatalities: FY25 - 0

Slide does not show Permanent Total Disability (PTD) : FY25 - 0

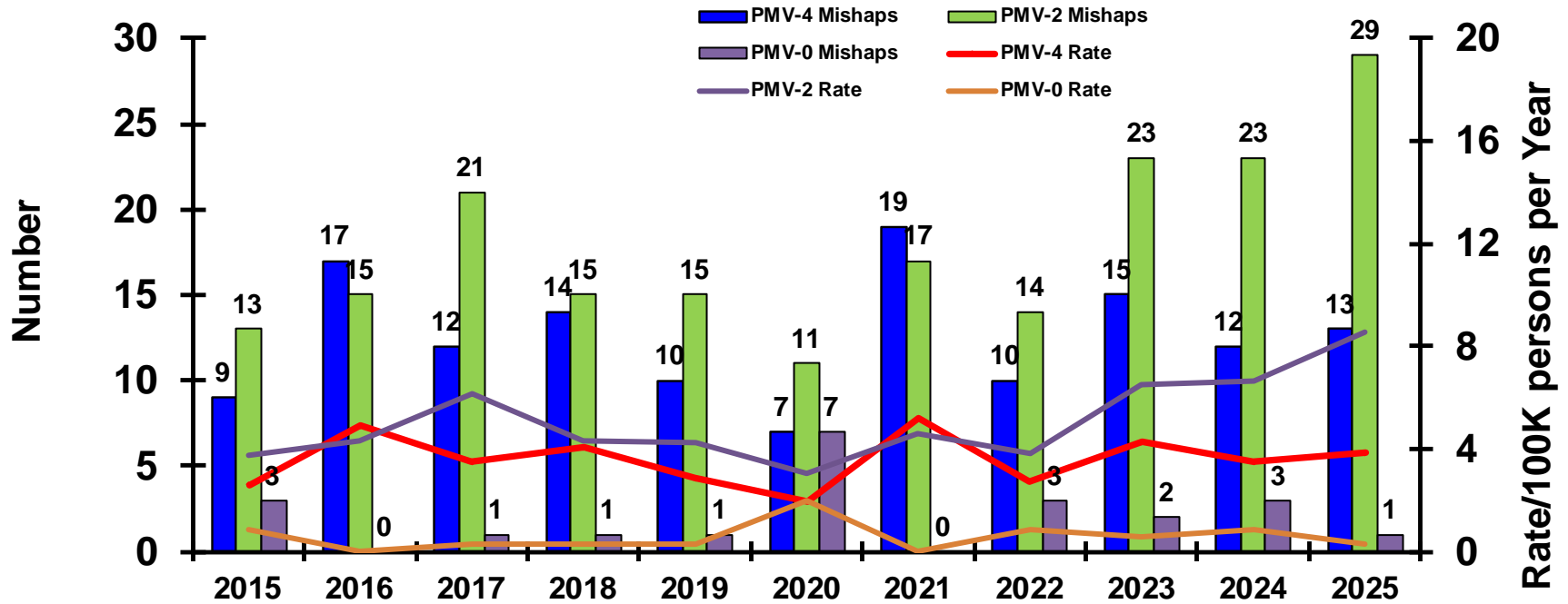
	<u>23-Sep-25</u>	<u>23-Sep-24</u>
<b>CLASS A FATALITIES/FATALITY RATE FY COMPARISON:</b>	8/2.36	7/2.07
<b>FY24 FATALITIES/FATALITY RATE:</b>	7/2.02	
<b>10-YEAR AVERAGE (FY15-FY24) FATALITIES/FATALITY RATE:</b>	9.40/2.67	

\*see last slide for definition of UCI/LCI



# CLASS 'A' - PRIVATE MOTOR VEHICLES (PMV) MISHAPS

(This slide is the summary slide for Slides 18-21. Slides 18-21 provide additional detailed information)



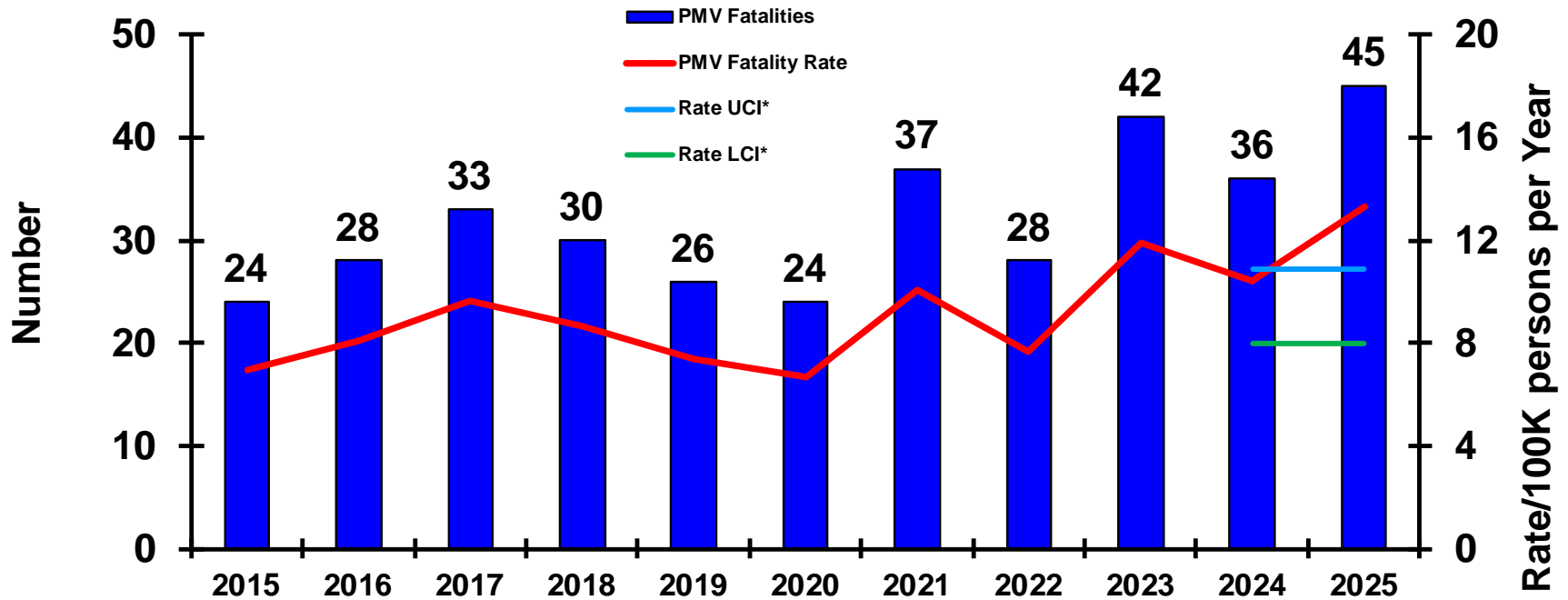
	PMV-4		PMV-2		PMV-0	
	<u>23-Sep-25</u>	<u>23-Sep-24</u>	<u>23-Sep-25</u>	<u>23-Sep-24</u>	<u>23-Sep-25</u>	<u>23-Sep-24</u>
<b>CLASS A MISHAPS/MISHAP RATE FY COMPARISON:</b>	13/3.84	12/3.54	29/8.56	23/6.79	1/0.30	3/0.89
<b>FY24 MISHAPS/MISHAP RATE:</b>	12/3.47		23/6.64		3/0.87	
<b>10-YEAR AVERAGE (FY15-FY24) MISHAPS/MISHAP RATE:</b>	12.50/3.55		16.70/4.74		2.10/0.60	

\*see last slide for definition of UCI/LCI



# CLASS 'A' - PRIVATE MOTOR VEHICLE (PMV) FATALITIES

(This slide is the summary slide for Slides 19-21. Slides 19-21 provide additional detailed information)

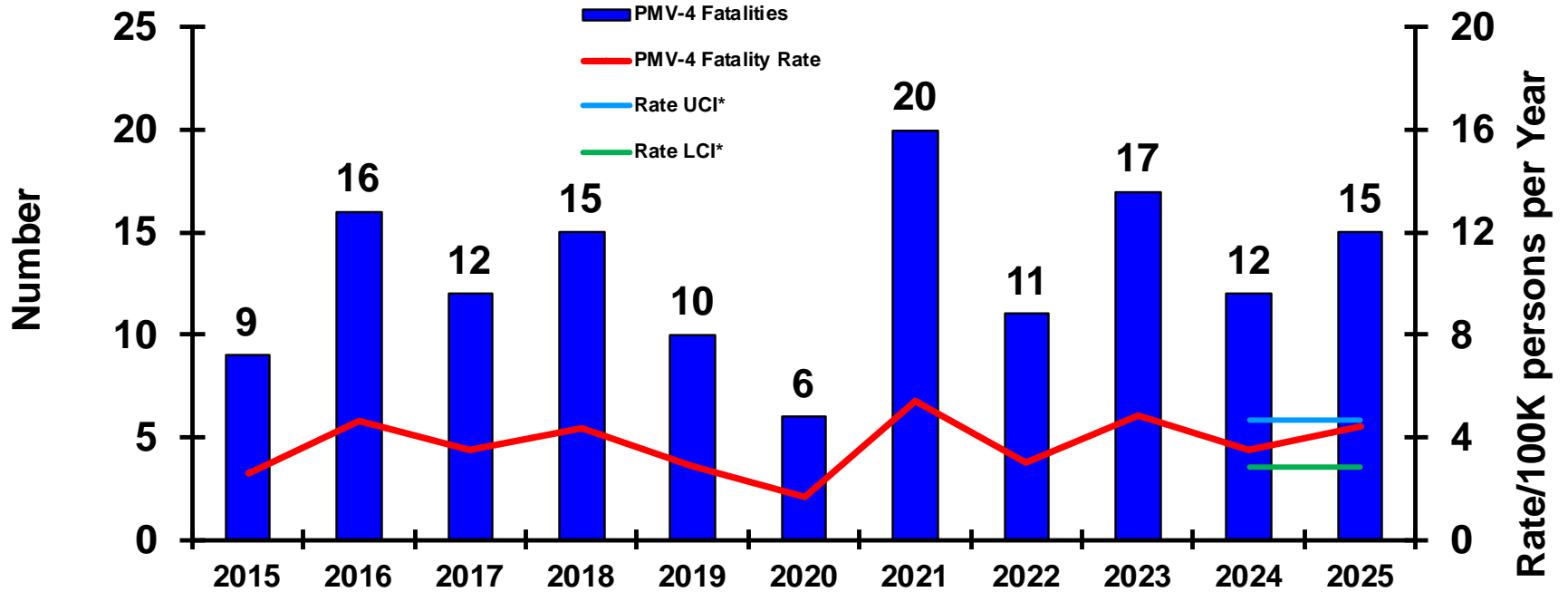


	<u>23-Sep-25</u>	<u>23-Sep-24</u>
<b>CLASS A FATALITIES/FATALITY RATE FY COMPARISON:</b>	45/13.29	36/10.63
<b>FY24 FATALITIES/FATALITY RATE:</b>	36/10.40	
<b>10-YEAR AVERAGE (FY15-FY24) FATALITIES/FATALITY RATE:</b>	30.80/8.74	

\*see last slide for definition of UCI/LCI



# CLASS 'A' - AUTOMOBILE (PMV-4) FATALITIES

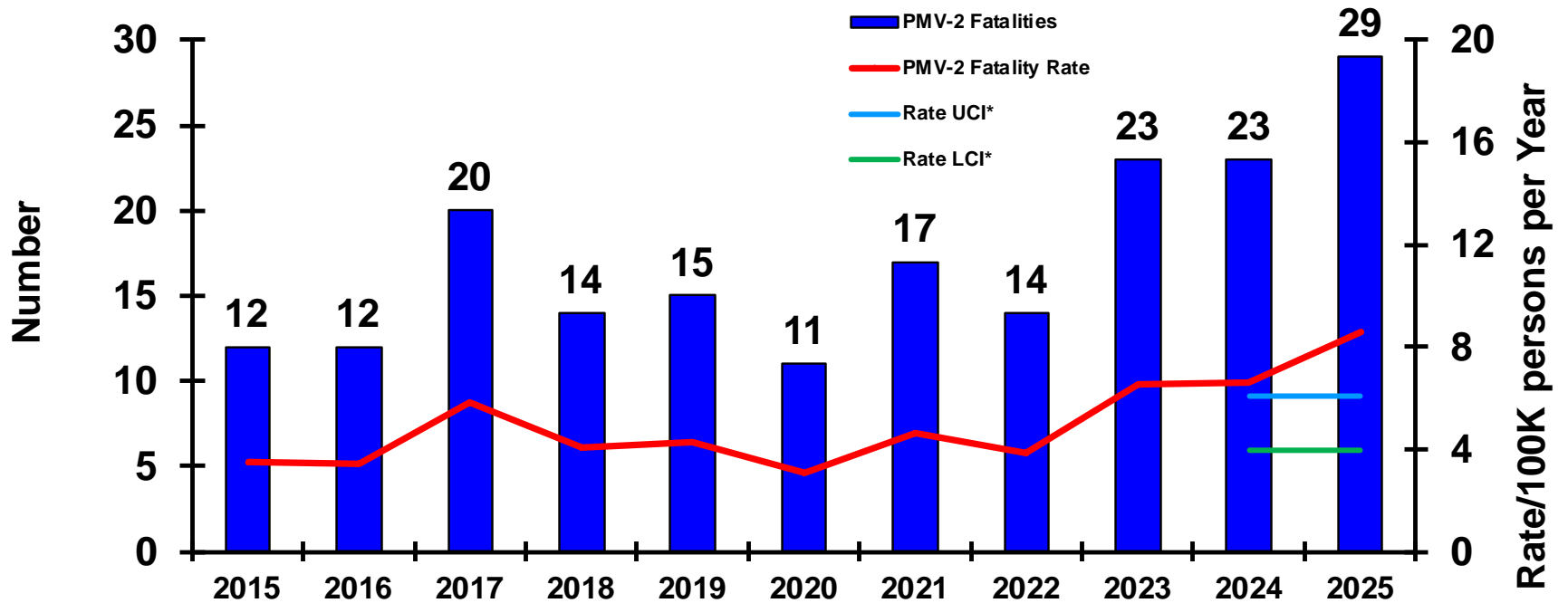


	<u>23-Sep-25</u>	<u>23-Sep-24</u>
<b>CLASS A FATALITIES/FATALITY RATE FY COMPARISON:</b>	15/4.43	12/3.54
<b>FY24 FATALITIES/FATALITY RATE:</b>	12/3.47	
<b>10-YEAR AVERAGE (FY15-FY24) FATALITIES/FATALITY RATE:</b>	12.80/3.63	

\*see last slide for definition of UCI/LCI



# CLASS 'A' - MOTORCYCLE (PMV-2) FATALITIES

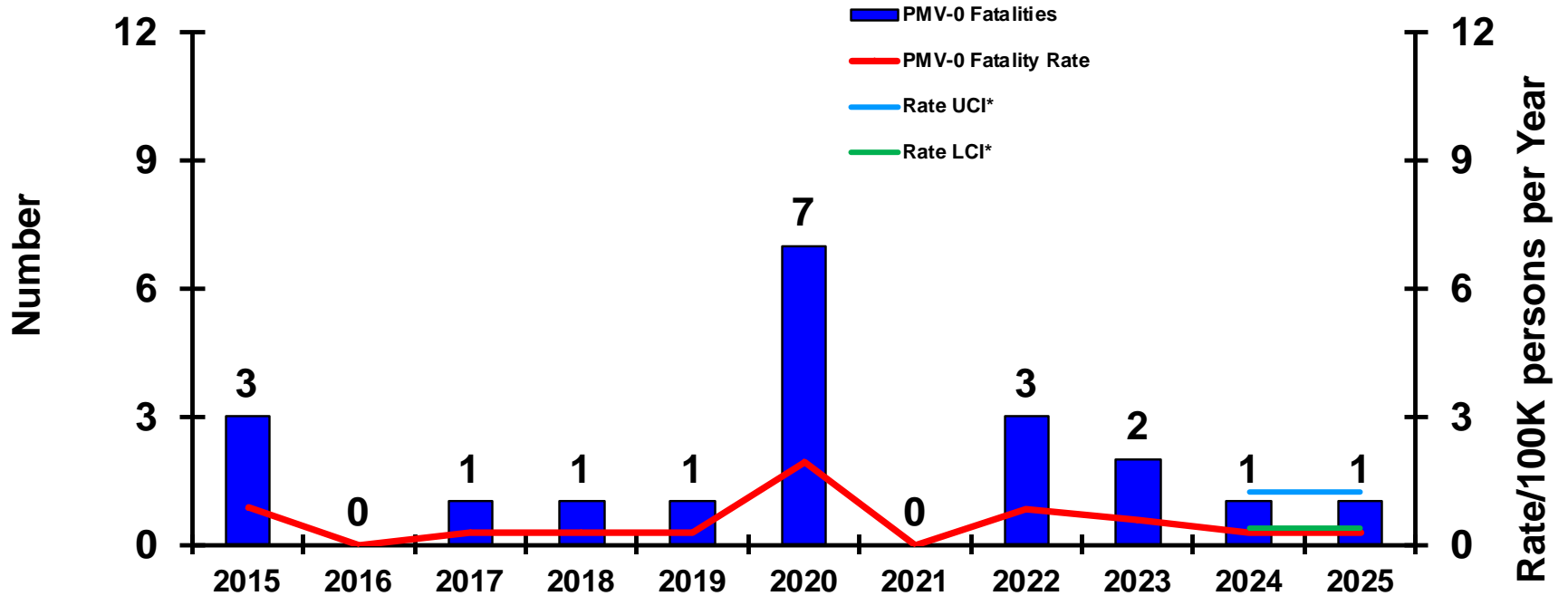


	<u>23-Sep-25</u>	<u>23-Sep-24</u>
<b>CLASS A FATALITIES/FATALITY RATE FY COMPARISON:</b>	29/8.56	23/6.79
<b>FY24 FATALITIES/FATALITY RATE:</b>	23/6.64	
<b>10-YEAR AVERAGE (FY15-FY24) FATALITIES/FATALITY RATE:</b>	16.10/4.57	

\*see last slide for definition of UCI/LCI



# CLASS 'A' - PEDESTRIAN (PMV-0) FATALITIES

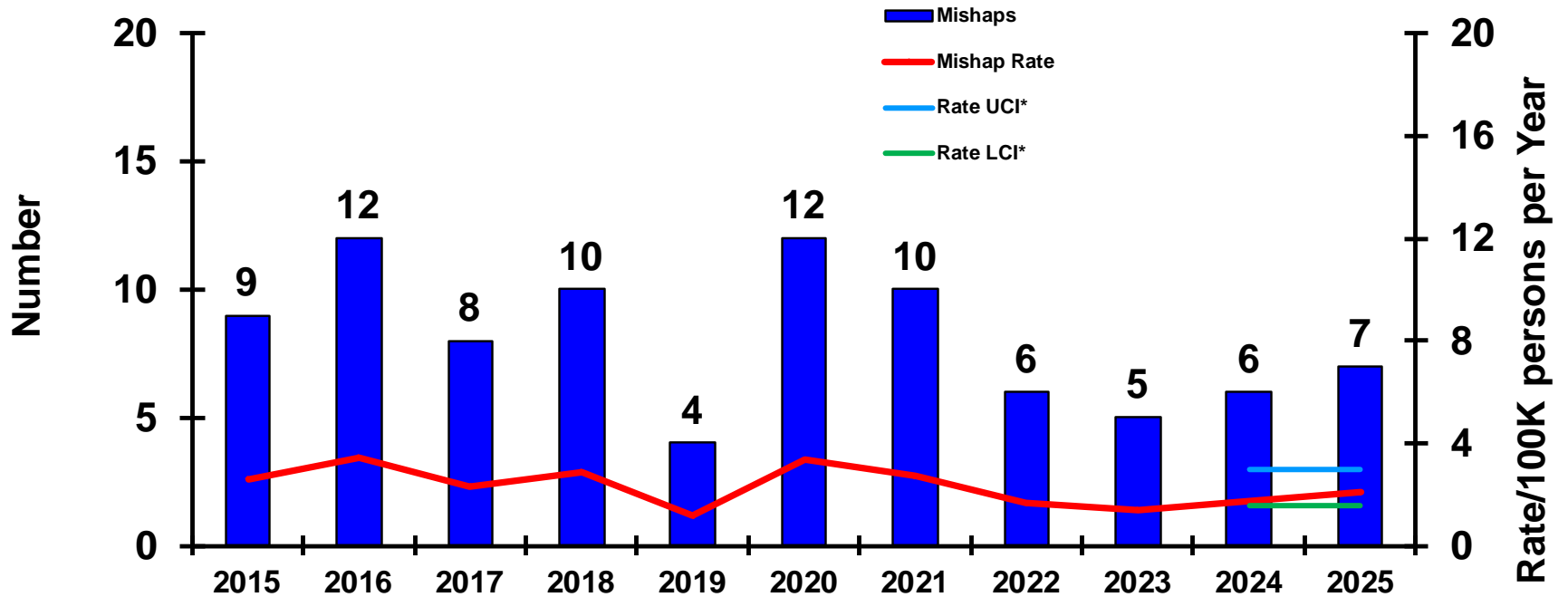


	<u>23-Sep-25</u>	<u>23-Sep-24</u>
<b>CLASS A FATALITIES/FATALITY RATE FY COMPARISON:</b>	1/0.30	1/0.30
<b>FY24 FATALITIES/FATALITY RATE:</b>	1/0.29	
<b>10-YEAR AVERAGE (FY15-FY24) FATALITIES/FATALITY RATE:</b>	1.90/0.54	

\*see last slide for definition of UCI/LCI



# CLASS 'A' - OFF-DUTY/REC MISHAPS

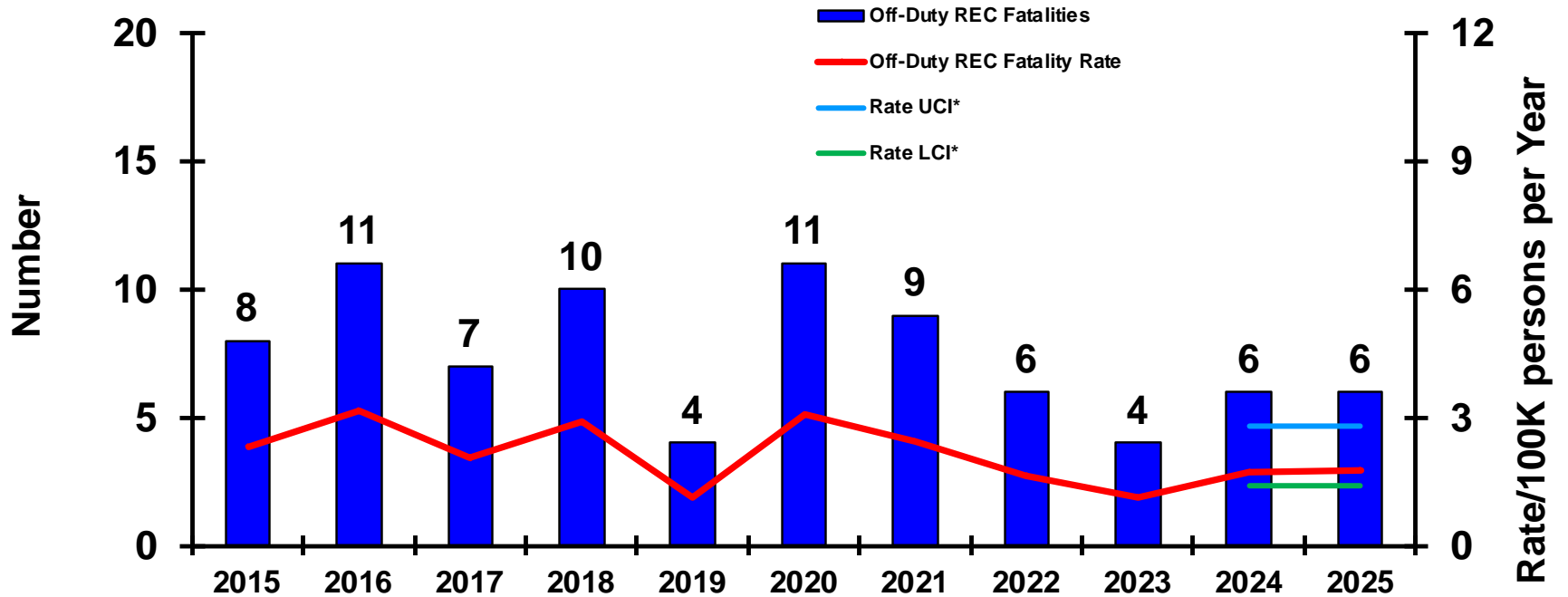


	<u>23-Sep-25</u>	<u>23-Sep-24</u>
<b>CLASS A MISHAPS/MISHAP RATE FY COMPARISON:</b>	7/2.07	6/1.77
<b>FY24 MISHAPS/MISHAP RATE:</b>	6/1.73	
<b>10-YEAR AVERAGE (FY15-FY24) MISHAPS/MISHAP RATE:</b>	8.20/2.33	

\*see last slide for definition of UCI/LCI



# CLASS 'A' - OFF-DUTY/REC FATALITIES



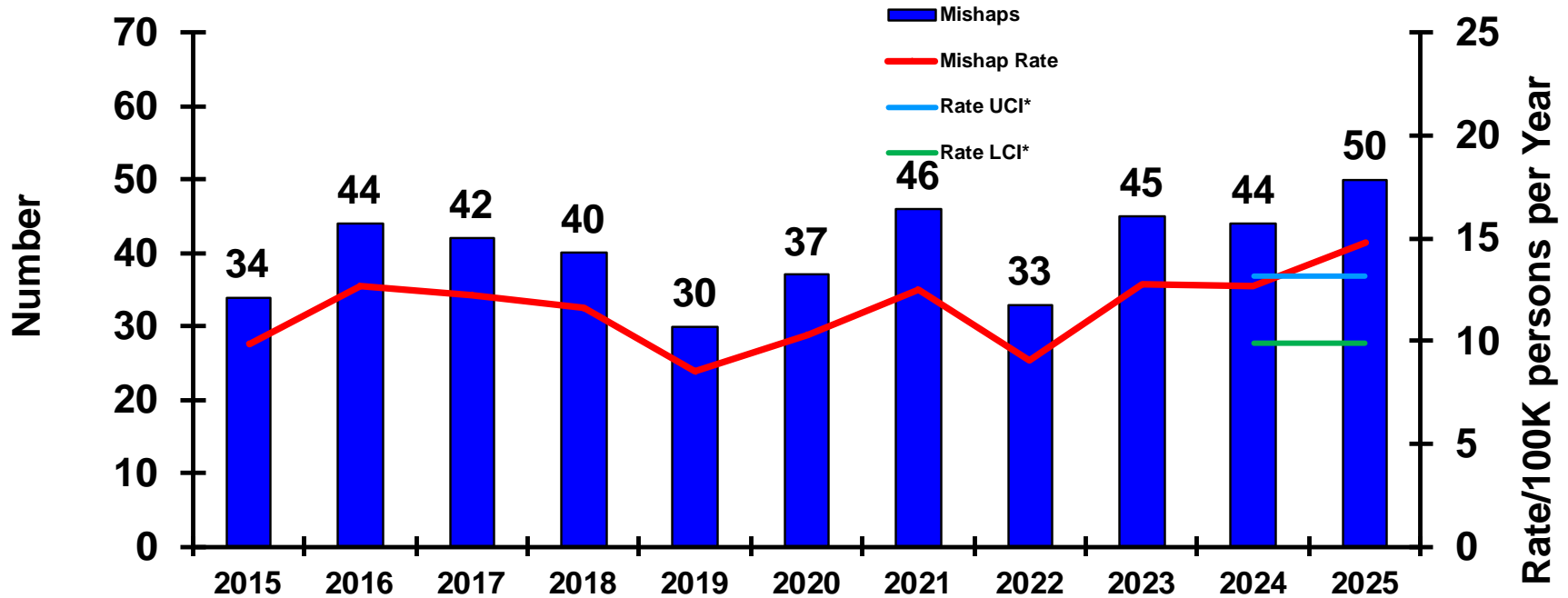
Slide does not show Permanent Total Disability (PTD) : FY25 - 2

	23-Sep-25	23-Sep-24
<b>CLASS A FATALITIES/FATALITY RATE FY COMPARISON:</b>	6/1.77	6/1.77
<b>FY24 FATALITIES/FATALITY RATE:</b>	6/1.73	
<b>10-YEAR AVERAGE (FY15-FY24) FATALITIES/FATALITY RATE:</b>	7.60/2.16	

\*see last slide for definition of UCI/LCI



# CLASS 'A' - OFF-DUTY MISHAPS

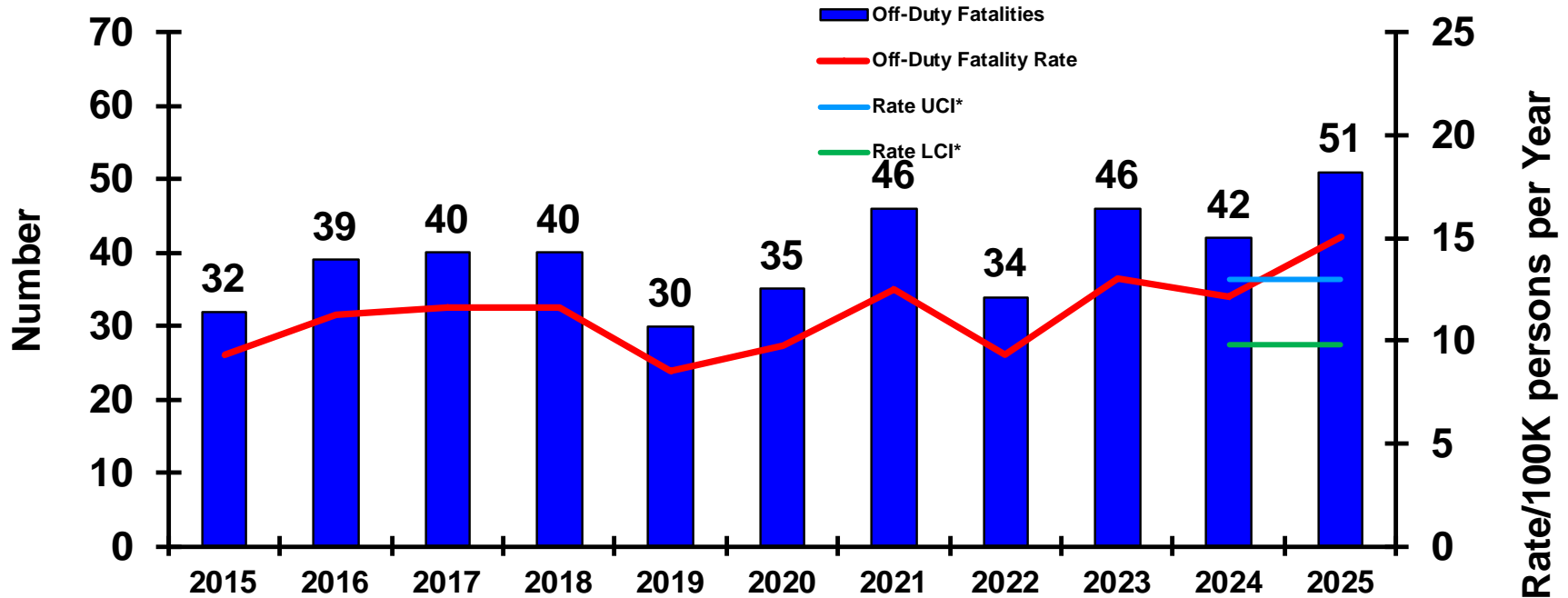


	<u>23-Sep-25</u>	<u>23-Sep-24</u>
<b>CLASS A MISHAPS/MISHAP RATE FY COMPARISON:</b>	50/14.76	44/12.99
<b>FY24 MISHAPS/MISHAP RATE:</b>	44/12.71	
<b>10-YEAR AVERAGE (FY15-FY24) MISHAPS/MISHAP RATE:</b>	39.50/11.21	

\*see last slide for definition of UCI/LCI



# CLASS 'A' - OFF-DUTY FATALITIES



Slide does not show Government Civilian Fatalities: FY25 - 0

Slide does not show Permanent Total Disability (PTD) : FY25 - 2

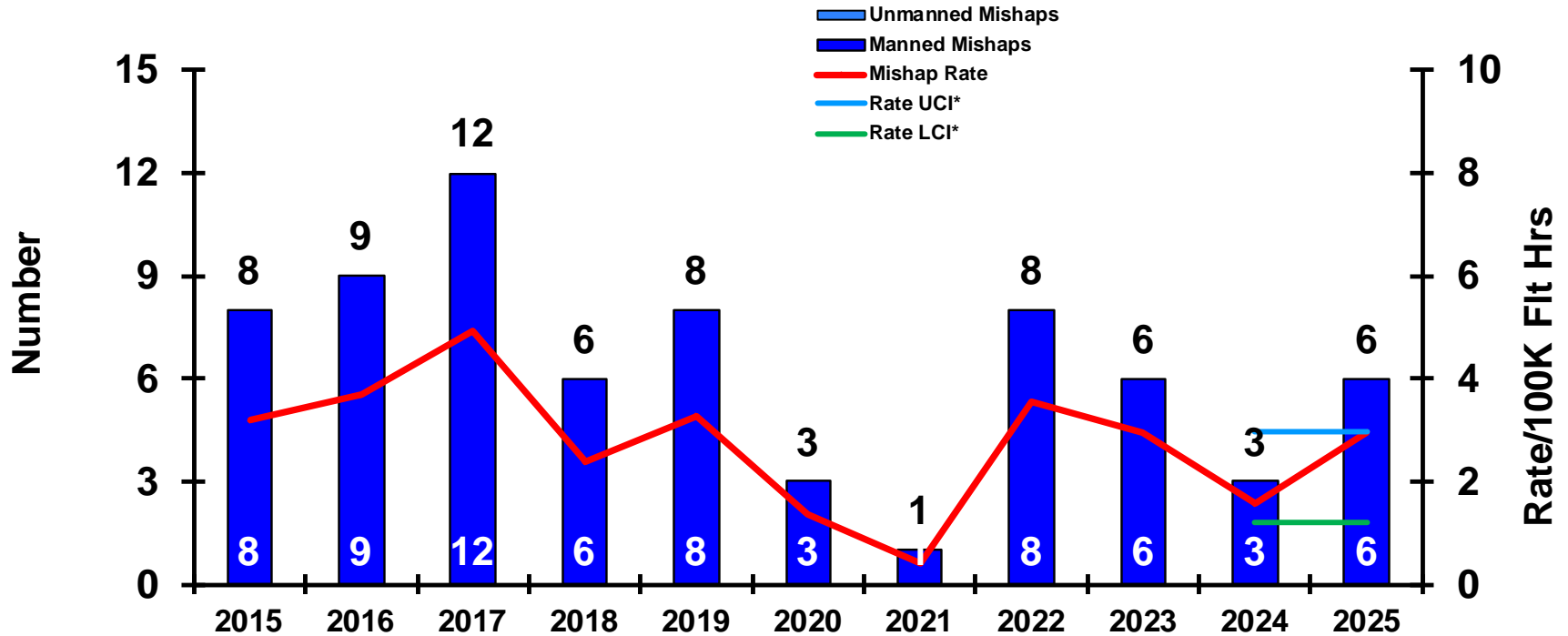
	<u>23-Sep-25</u>	<u>23-Sep-24</u>
<b>CLASS A FATALITIES/FATALITY RATE FY COMPARISON:</b>	51/15.06	42/12.40
<b>FY24 FATALITIES/FATALITY RATE:</b>	42/12.13	
<b>10-YEAR AVERAGE (FY15-FY24) FATALITIES/FATALITY RATE:</b>	38.40/10.90	

\*see last slide for definition of UCI/LCI



# CLASS 'A' - AVIATION MISHAPS

(This slide is the summary slide for Slides 29-31. Slides 29-31 provide additional detailed information)

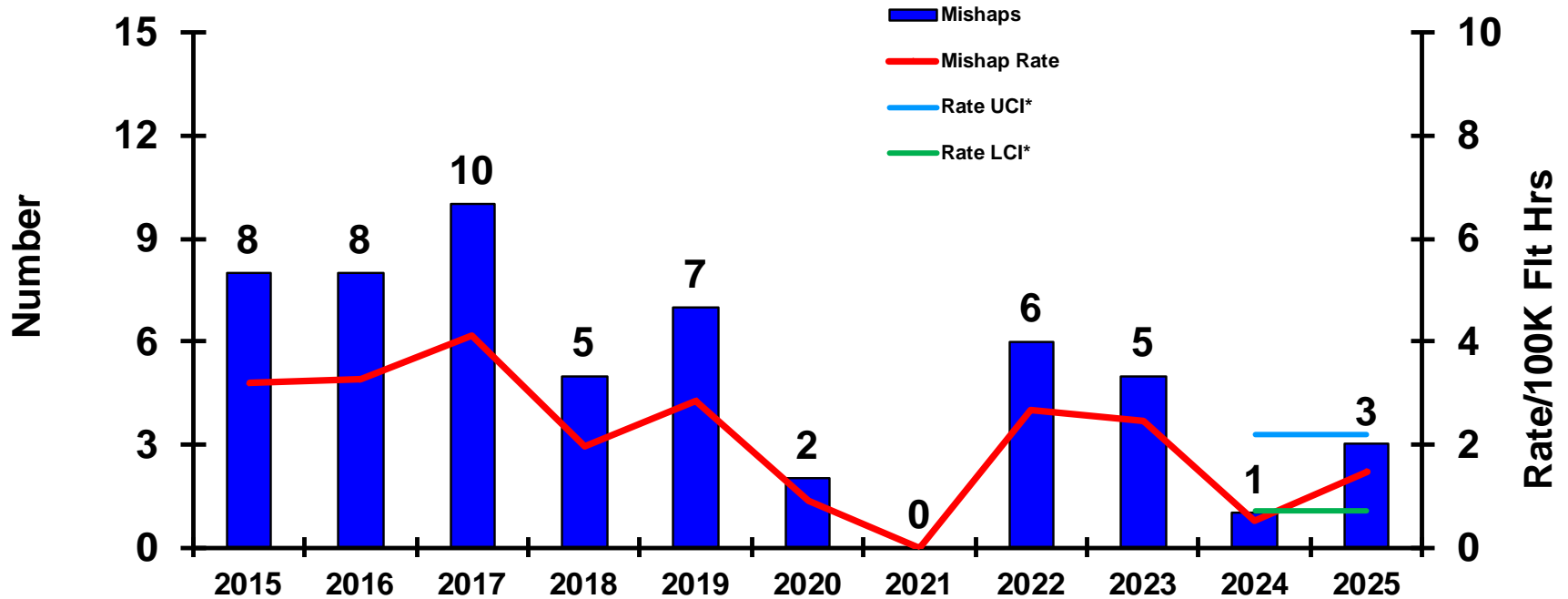


	<u>23-Sep-25</u>	<u>23-Sep-24</u>
<b>CLASS A MISHAPS/MISHAP RATE FY COMPARISON:</b>	6/2.95	3/1.59
<b>FY24 MISHAPS/MISHAP RATE:</b>	3/1.56	
<b>10-YEAR AVERAGE (FY15-FY24) MISHAPS/MISHAP RATE:</b>	6.40/2.76	



# CLASS 'A' - FLIGHT MISHAPS

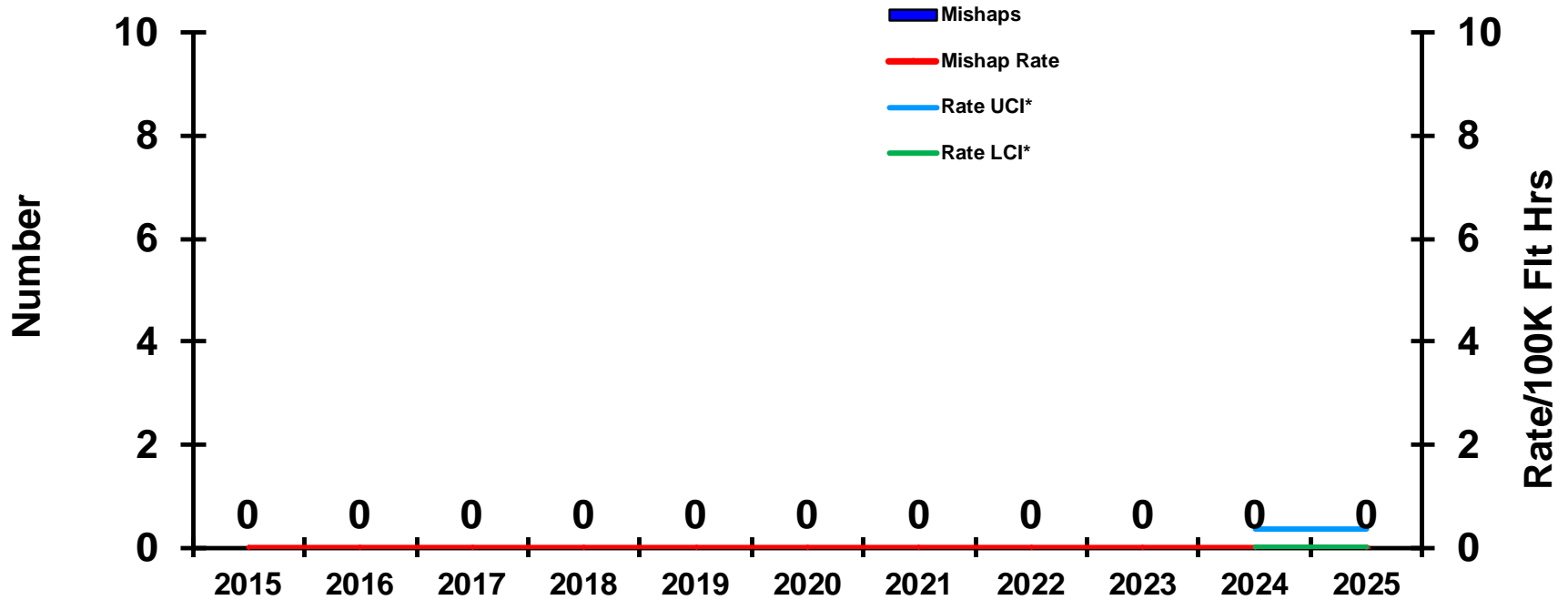
*Manned Aircraft Only*



	<u>23-Sep-25</u>	<u>23-Sep-24</u>
<b>CLASS A MISHAPS/MISHAP RATE FY COMPARISON:</b>	3/1.48	1/0.53
<b>FY24 MISHAPS/MISHAP RATE:</b>	1/0.52	
<b>10-YEAR AVERAGE (FY15-FY24) MISHAPS/MISHAP RATE:</b>	5.20/2.24	



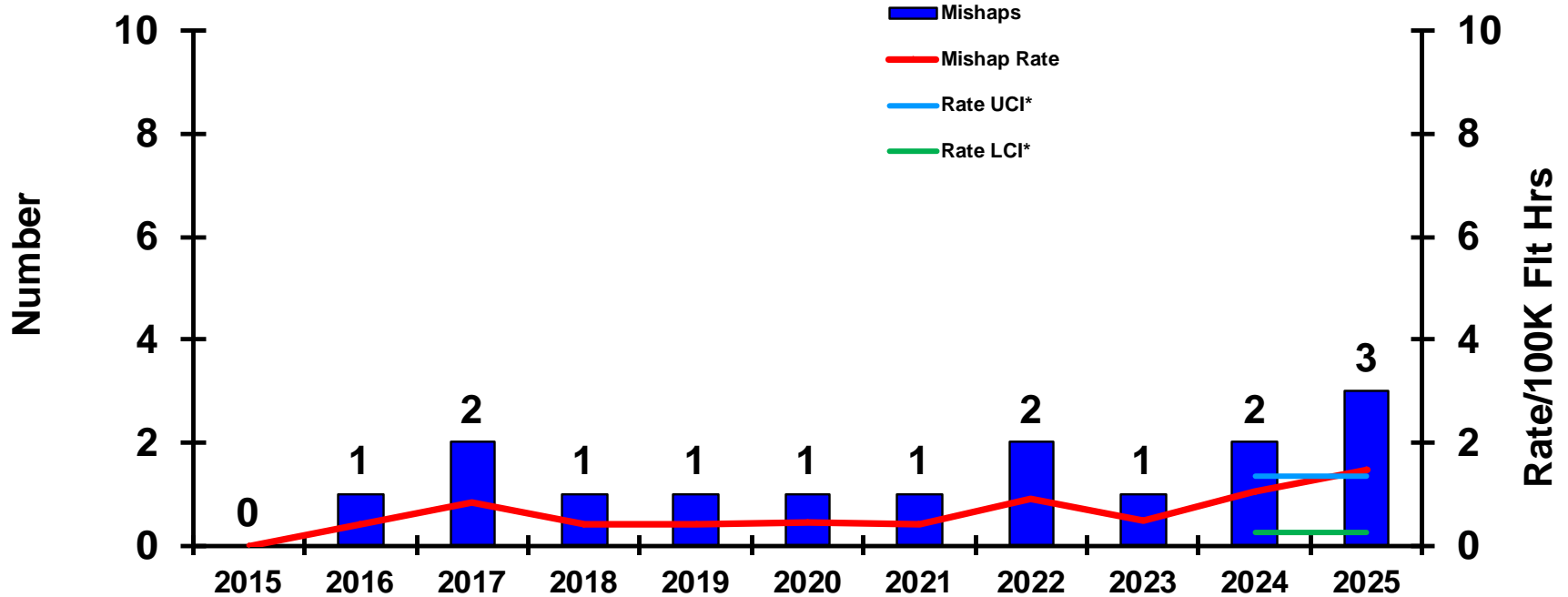
# CLASS 'A' - FLIGHT-RELATED (FREL) MISHAPS *Manned Aircraft Only*



	<u>23-Sep-25</u>	<u>23-Sep-24</u>
<b>CLASS A MISHAPS/MISHAP RATE FY COMPARISON:</b>	0/0.00	0/0.00
<b>FY24 MISHAPS/MISHAP RATE:</b>	0/0.00	
<b>10-YEAR AVERAGE (FY15-FY24) MISHAPS/MISHAP RATE:</b>	0.00/0.00	



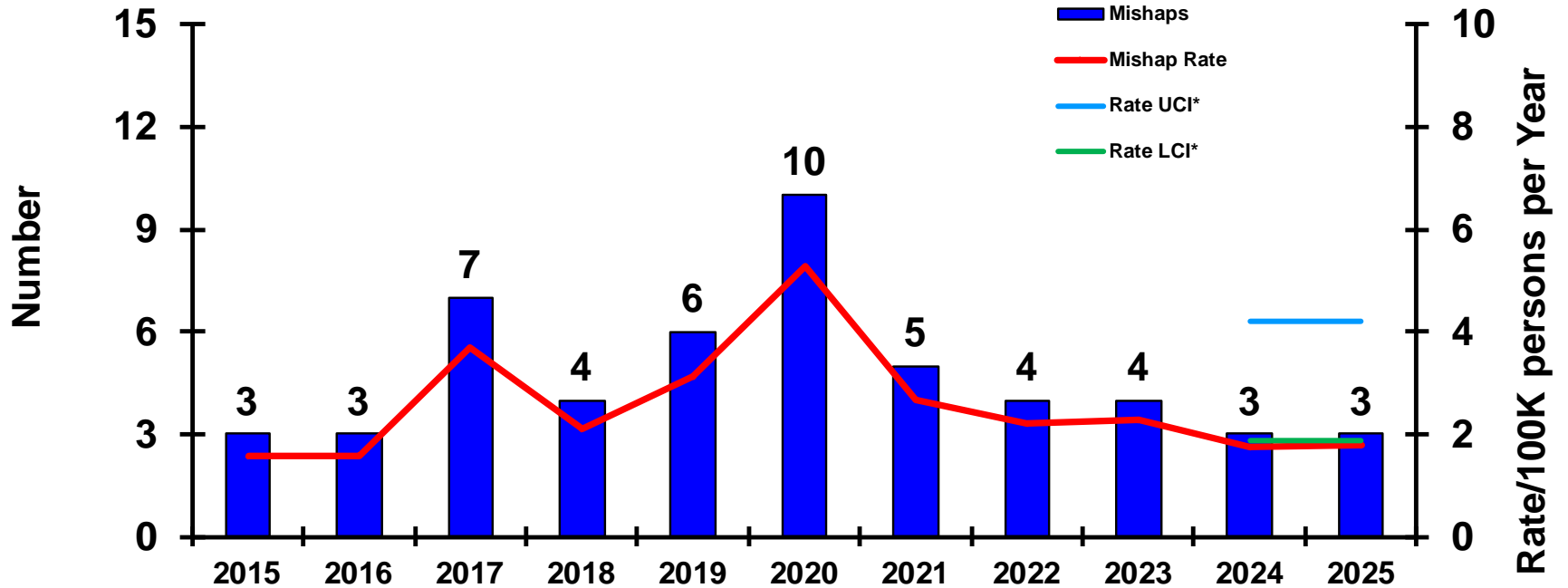
# CLASS 'A' - AVIATION GROUND MISHAPS (AGM) *Manned Aircraft Only*



	<u>23-Sep-25</u>	<u>23-Sep-24</u>
<b>CLASS A MISHAPS/MISHAP RATE FY COMPARISON:</b>	3/1.48	2/1.06
<b>FY24 MISHAPS/MISHAP RATE:</b>	2/1.04	
<b>10-YEAR AVERAGE (FY15-FY24) MISHAPS/MISHAP RATE:</b>	1.20/0.52	



# CLASS 'A' - GROUND ON-DUTY MISHAPS



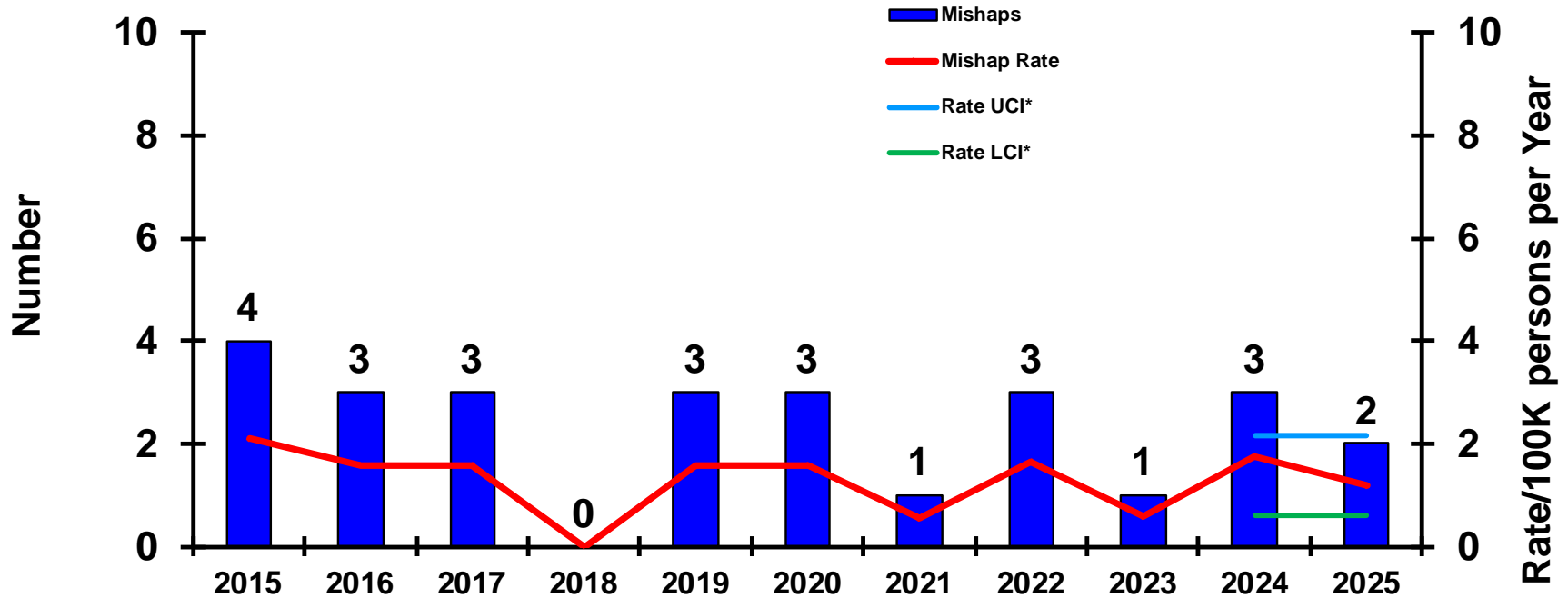
	<u>23-Sep-25</u>	<u>23-Sep-24</u>
<b>CLASS A MISHAPS/MISHAP RATE FY COMPARISON:</b>	3/1.78	3/1.78
<b>FY24 MISHAPS/MISHAP RATE:</b>	3/1.74	
<b>10-YEAR AVERAGE (FY15-FY24) MISHAPS/MISHAP RATE:</b>	4.90/2.63	

\*see last slide for definition of UCI/LCI



# CLASS 'A' - ON-DUTY MOTOR VEHICLE (MV) MISHAPS

(This slide is the summary slide for Slides 34-36. Slides 34-36 provide additional detailed information)

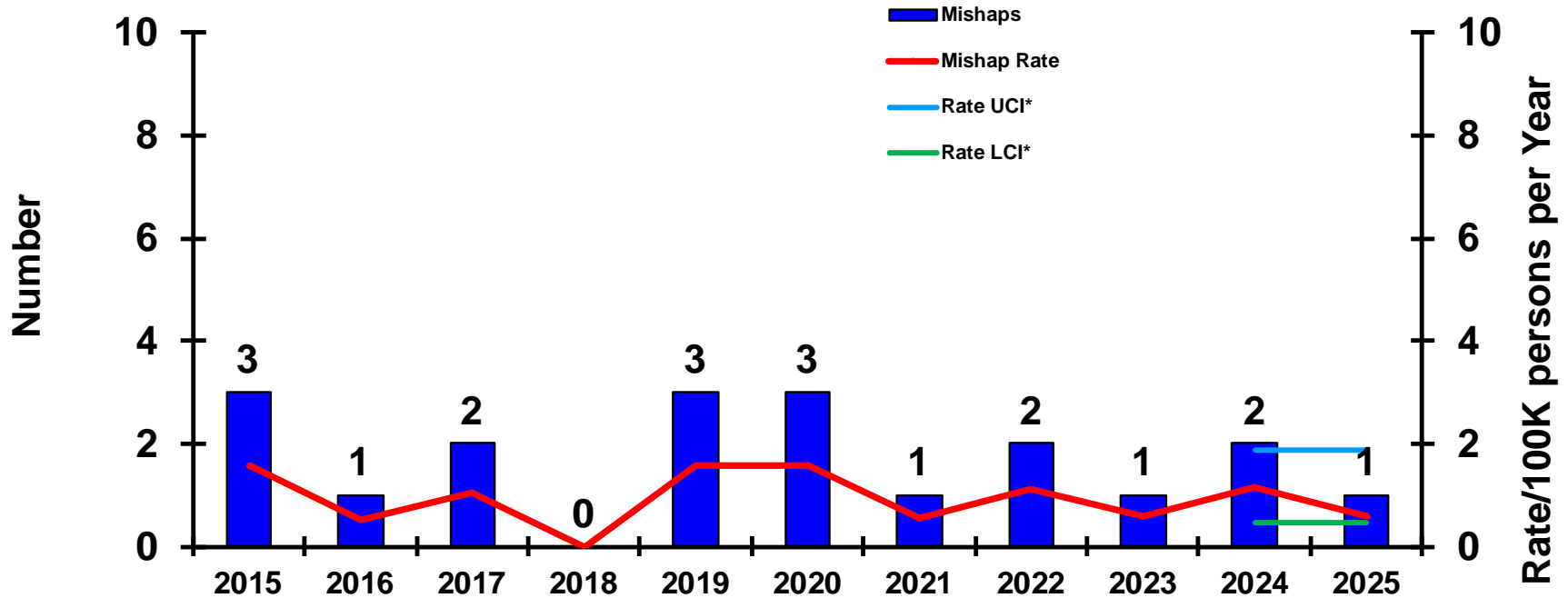


	<u>23-Sep-25</u>	<u>23-Sep-24</u>
<b>CLASS A MISHAPS/MISHAP RATE FY COMPARISON:</b>	2/1.18	3/1.78
<b>FY24 MISHAPS/MISHAP RATE:</b>	3/1.74	
<b>10-YEAR AVERAGE (FY15-FY24) MISHAPS/MISHAP RATE:</b>	2.40/1.29	

\*see last slide for definition of UCI/LCI



# CLASS 'A' - TACTICAL VEHICLE (TACVEH) MISHAPS

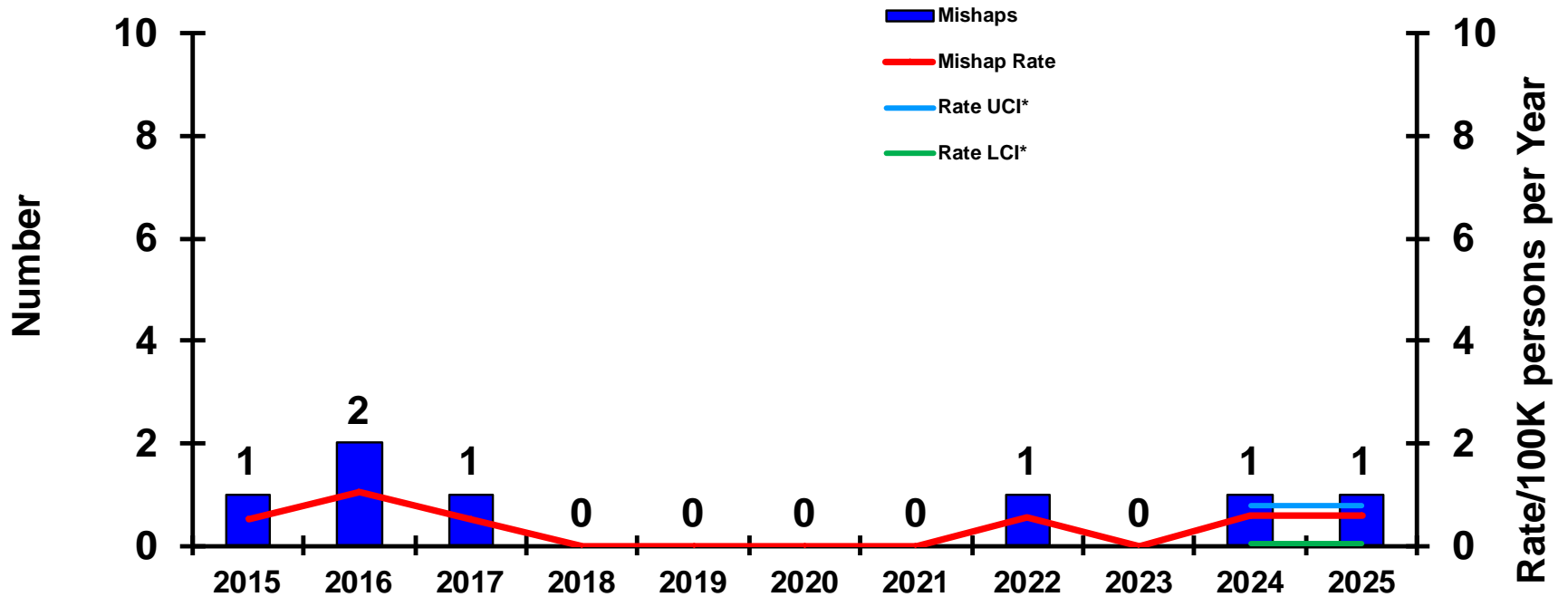


	<u>23-Sep-25</u>	<u>23-Sep-24</u>
<b>CLASS A MISHAPS/MISHAP RATE FY COMPARISON:</b>	1/0.59	2/1.18
<b>FY24 MISHAPS/MISHAP RATE:</b>	2/1.16	
<b>10-YEAR AVERAGE (FY15-FY24) MISHAPS/MISHAP RATE:</b>	1.80/0.97	

\*see last slide for definition of UCI/LCI



# CLASS 'A' - COMMERCIAL VEHICLE (COMMVEH) MISHAPS

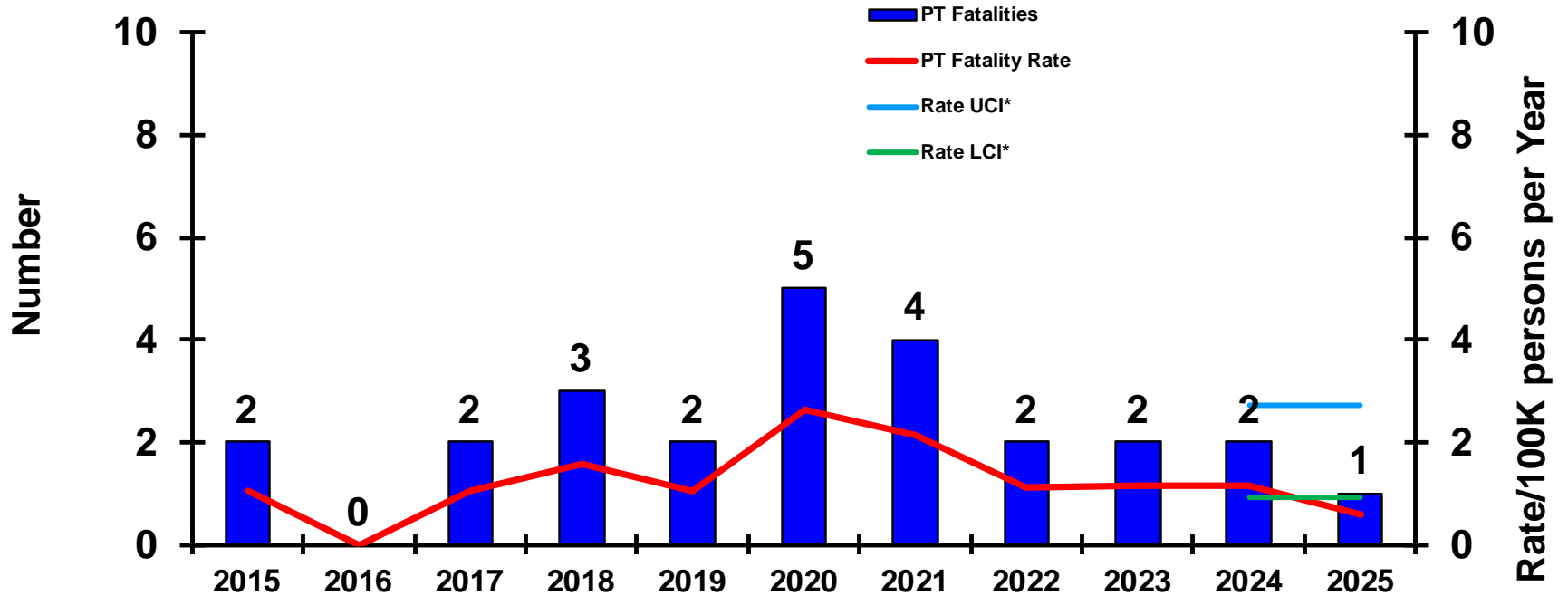


	<u>23-Sep-25</u>	<u>23-Sep-24</u>
<b>CLASS A MISHAPS/MISHAP RATE FY COMPARISON:</b>	1/0.59	1/0.59
<b>FY24 MISHAPS/MISHAP RATE:</b>	1/0.58	
<b>10-YEAR AVERAGE (FY15-FY24) MISHAPS/MISHAP RATE:</b>	0.60/0.32	

\*see last slide for definition of UCI/LCI



# CLASS 'A' - PHYSICAL TRAINING FATALITIES

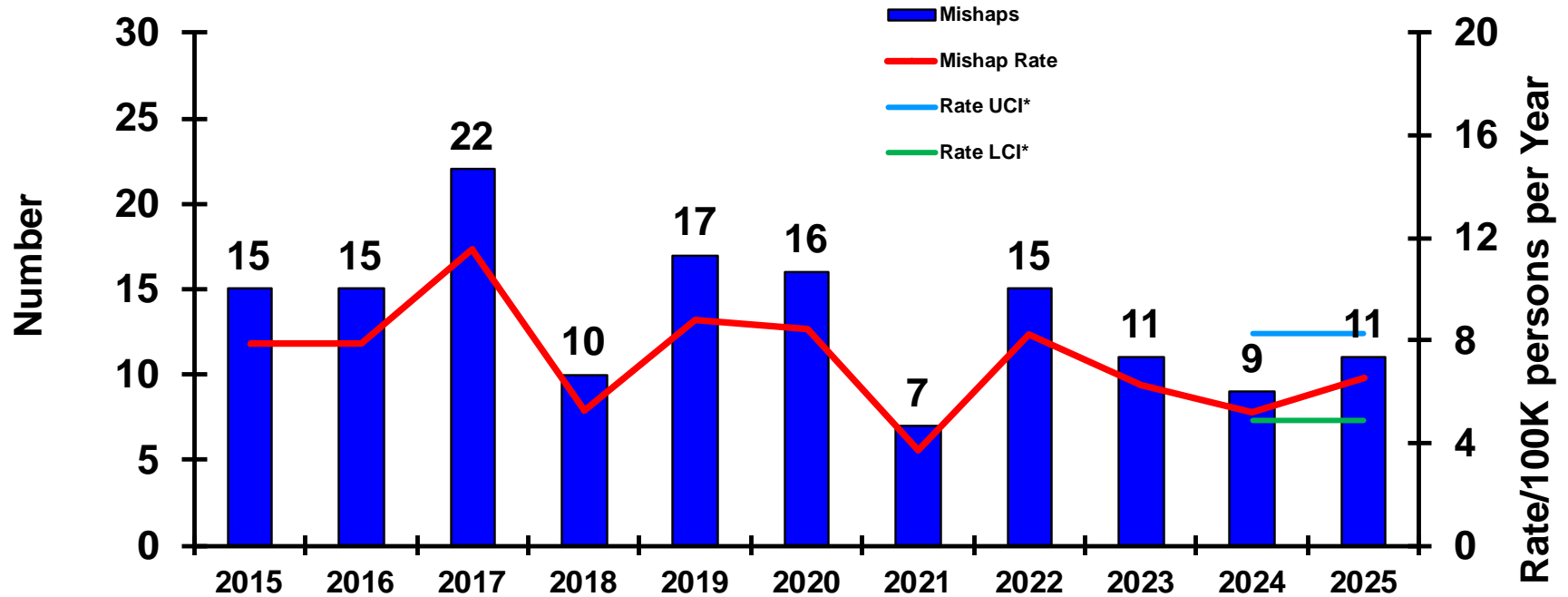


	<u>23-Sep-25</u>	<u>23-Sep-24</u>
<b>CLASS A FATALITIES/FATALITY RATE FY COMPARISON:</b>	1/0.59	2/1.18
<b>FY24 FATALITIES/FATALITY RATE:</b>	2/1.16	
<b>10-YEAR AVERAGE (FY15-FY24) FATALITIES/FATALITY RATE:</b>	2.40/1.29	

\*see last slide for definition of UCI/LCI



# CLASS 'A' - ON-DUTY MISHAPS

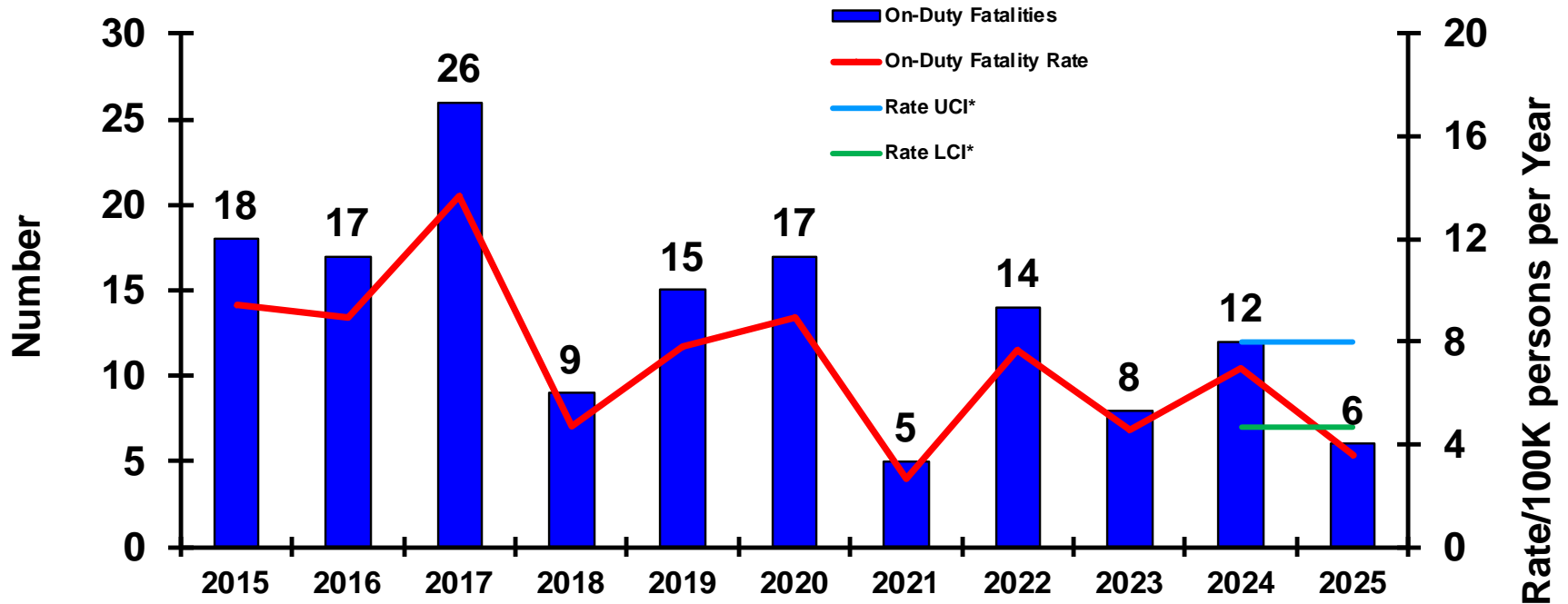


	<u>23-Sep-25</u>	<u>23-Sep-24</u>
<b>CLASS A MISHAPS/MISHAP RATE FY COMPARISON:</b>	11/6.52	9/5.33
<b>FY24 MISHAPS/MISHAP RATE:</b>	9/5.21	
<b>10-YEAR AVERAGE (FY15-FY24) MISHAPS/MISHAP RATE:</b>	13.70/7.35	

\*see last slide for definition of UCI/LCI



# CLASS 'A' - ON-DUTY FATALITIES



Slide does not show Government Civilian Fatalities: FY25 - 0

Slide does not show Permanent Total Disability (PTD) : FY25 - 1

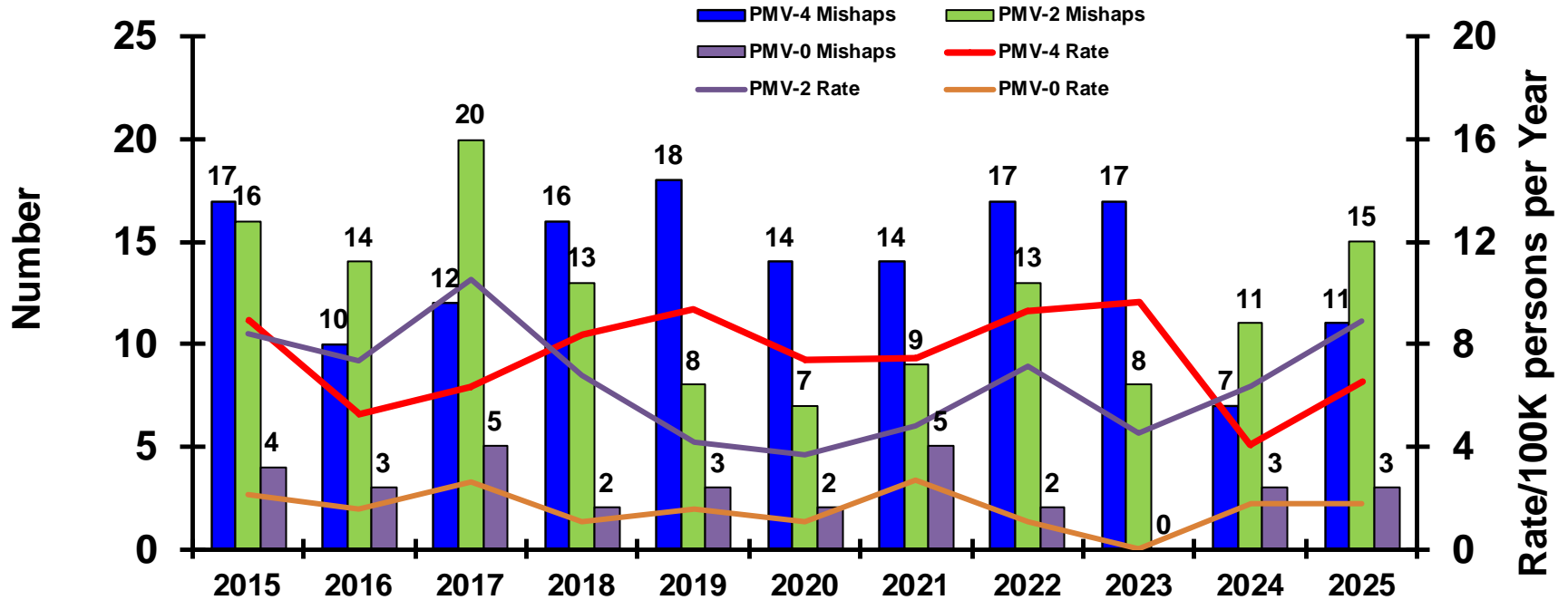
	<u>23-Sep-25</u>	<u>23-Sep-24</u>
<b>CLASS A FATALITIES/FATALITY RATE FY COMPARISON:</b>	6/3.55	12/7.11
<b>FY24 FATALITIES/FATALITY RATE:</b>	12/6.95	
<b>10-YEAR AVERAGE (FY15-FY24) FATALITIES/FATALITY RATE:</b>	14.10/7.57	

\*see last slide for definition of UCI/LCI



# CLASS 'A' - PRIVATE MOTOR VEHICLE (PMV) MISHAPS

(This slide is the summary slide for Slides 40-43. Slides 40-43 provide additional detailed information)



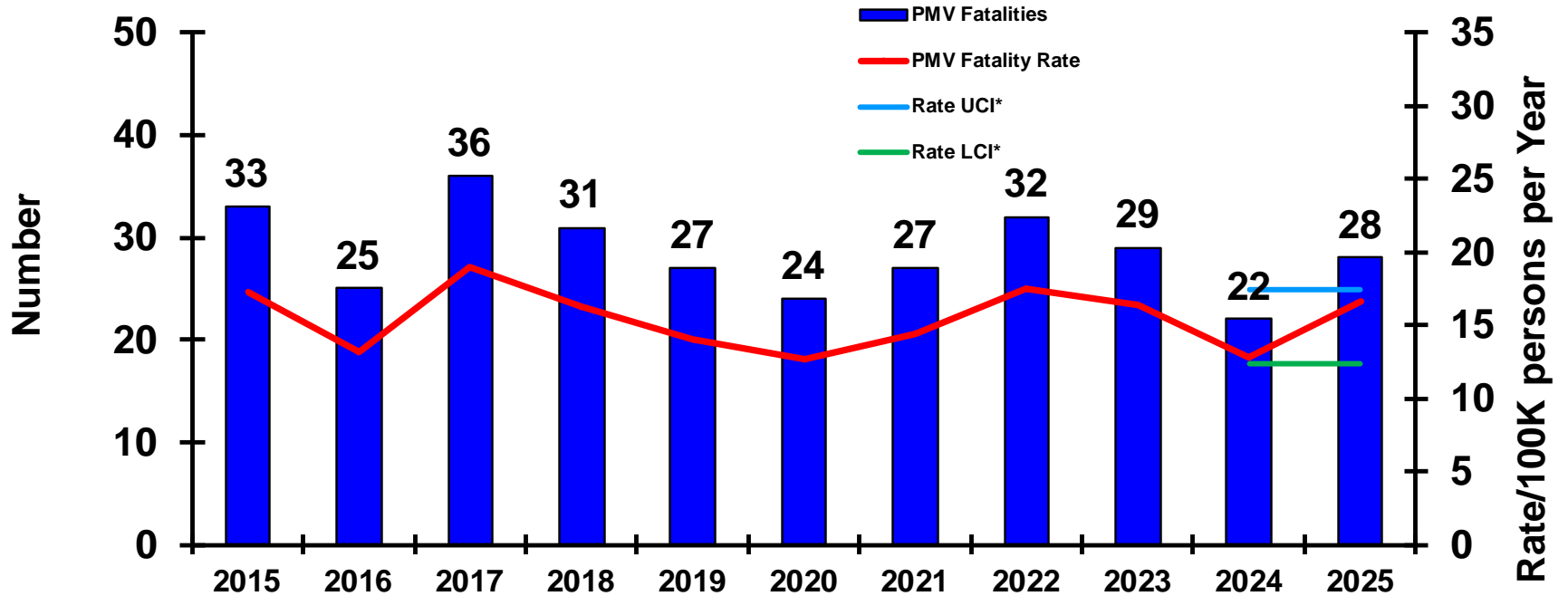
	PMV-4		PMV-2		PMV-0	
	<u>23-Sep-25</u>	<u>23-Sep-24</u>	<u>23-Sep-25</u>	<u>23-Sep-24</u>	<u>23-Sep-25</u>	<u>23-Sep-24</u>
<b>CLASS A MISHAPS/MISHAP RATE FY COMPARISON:</b>	11/6.52	7/4.15	15/8.89	11/6.52	3/1.78	3/1.78
<b>FY24 MISHAPS/MISHAP RATE:</b>	7/4.06		11/6.37		3/1.74	
<b>10-YEAR AVERAGE (FY15-FY24) MISHAPS/MISHAP RATE:</b>	14.20/7.62		11.90/6.39		2.90/1.56	

\*see last slide for definition of UCI/LCI



# CLASS 'A' - PRIVATE MOTOR VEHICLE (PMV) FATALITIES

(This slide is the summary slide for Slides 41-43. Slides 41-43 provide additional detailed information)

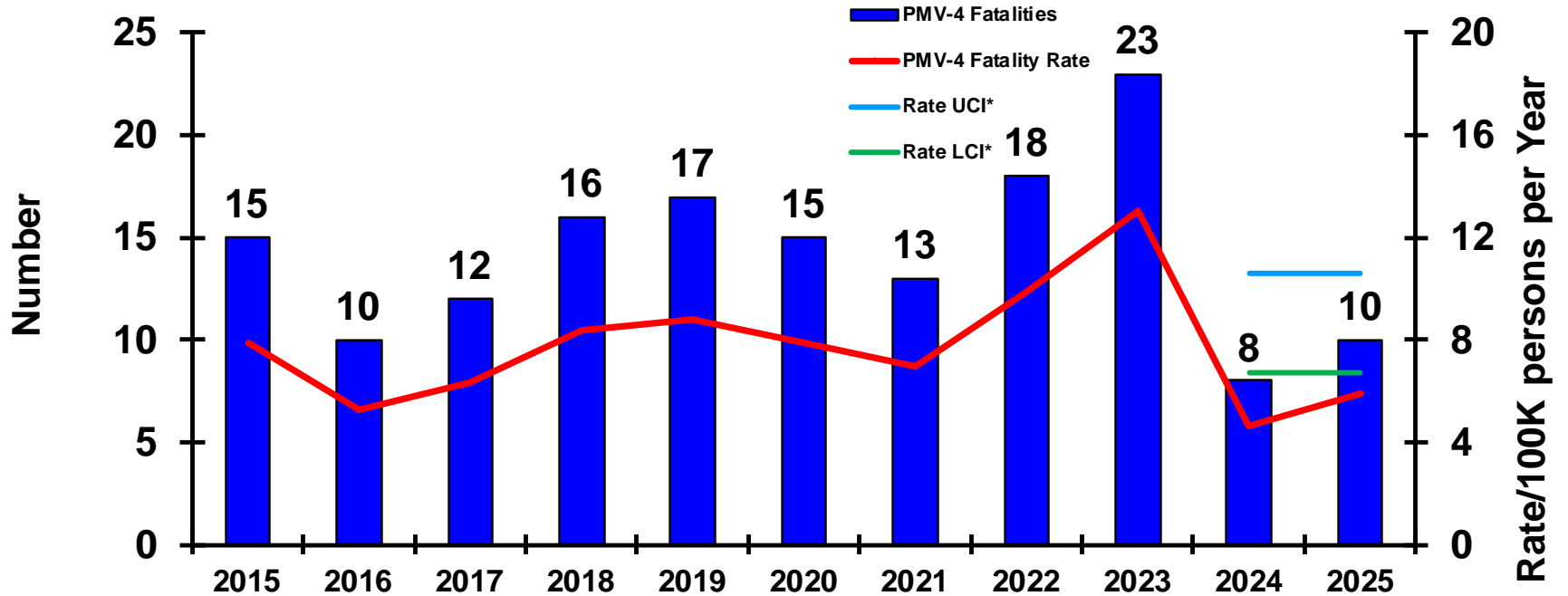


	<u>23-Sep-25</u>	<u>23-Sep-24</u>
<b>CLASS A FATALITIES/FATALITY RATE FY COMPARISON:</b>	28/16.59	22/13.03
<b>FY24 FATALITIES/FATALITY RATE:</b>	22/12.75	
<b>10-YEAR AVERAGE (FY15-FY24) FATALITIES/FATALITY RATE:</b>	28.60/15.35	

\*see last slide for definition of UCI/LCI



# CLASS 'A' - AUTOMOBILE (PMV-4) FATALITIES



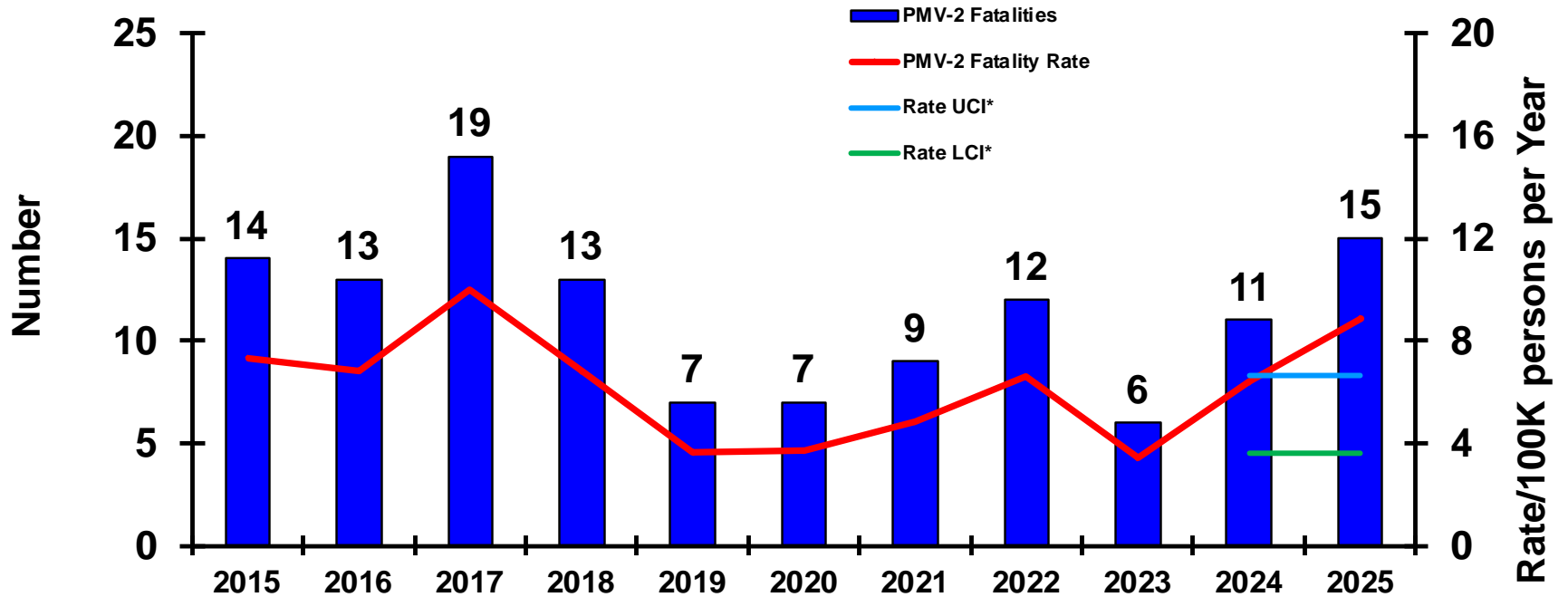
Slide does not show Permanent Total Disability (PTD) : FY25 - 1

	<u>23-Sep-25</u>	<u>23-Sep-24</u>
<b>CLASS A FATALITIES/FATALITY RATE FY COMPARISON:</b>	10/5.92	8/4.74
<b>FY24 FATALITIES/FATALITY RATE:</b>	8/4.64	
<b>10-YEAR AVERAGE (FY15-FY24) FATALITIES/FATALITY RATE:</b>	14.70/7.89	

\*see last slide for definition of UCI/LCI



# CLASS 'A' - MOTORCYCLE (PMV-2) FATALITIES

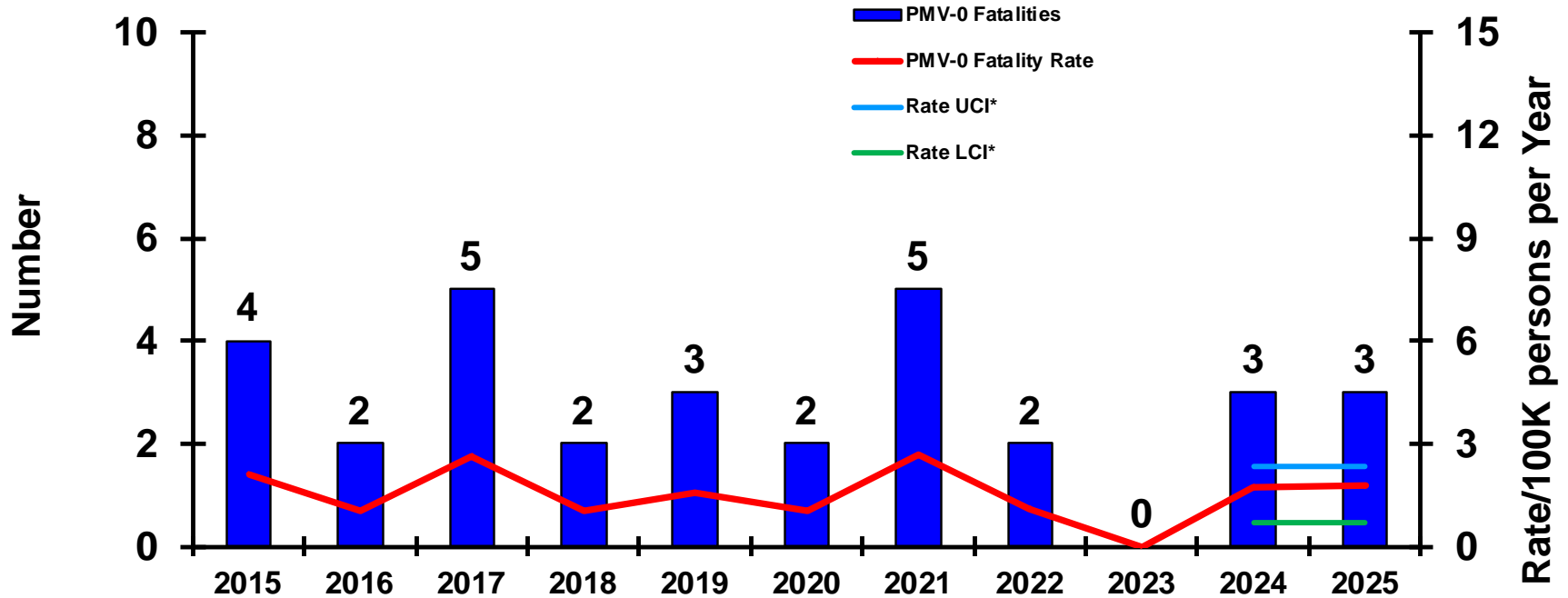


	<u>23-Sep-25</u>	<u>23-Sep-24</u>
<b>CLASS A FATALITIES/FATALITY RATE FY COMPARISON:</b>	15/8.89	11/6.52
<b>FY24 FATALITIES/FATALITY RATE:</b>	11/6.37	
<b>10-YEAR AVERAGE (FY15-FY24) FATALITIES/FATALITY RATE:</b>	11.10/5.96	

\*see last slide for definition of UCI/LCI



# CLASS 'A' - PEDESTRIAN (PMV-0) FATALITIES

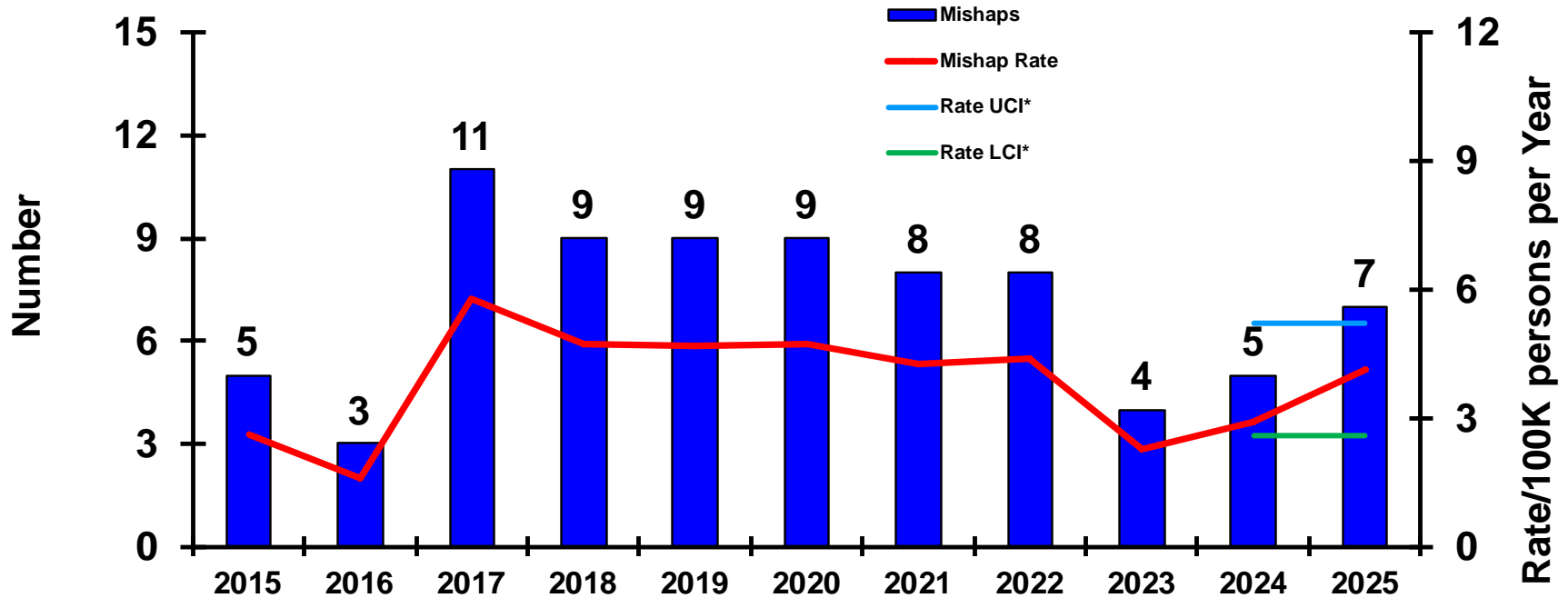


	<u>23-Sep-25</u>	<u>23-Sep-24</u>
<b>CLASS A FATALITIES/FATALITY RATE FY COMPARISON:</b>	3/1.78	3/1.78
<b>FY24 FATALITIES/FATALITY RATE:</b>	3/1.74	
<b>10-YEAR AVERAGE (FY15-FY24) FATALITIES/FATALITY RATE:</b>	2.80/1.50	

\*see last slide for definition of UCI/LCI



# CLASS 'A' - OFF-DUTY/REC MISHAPS

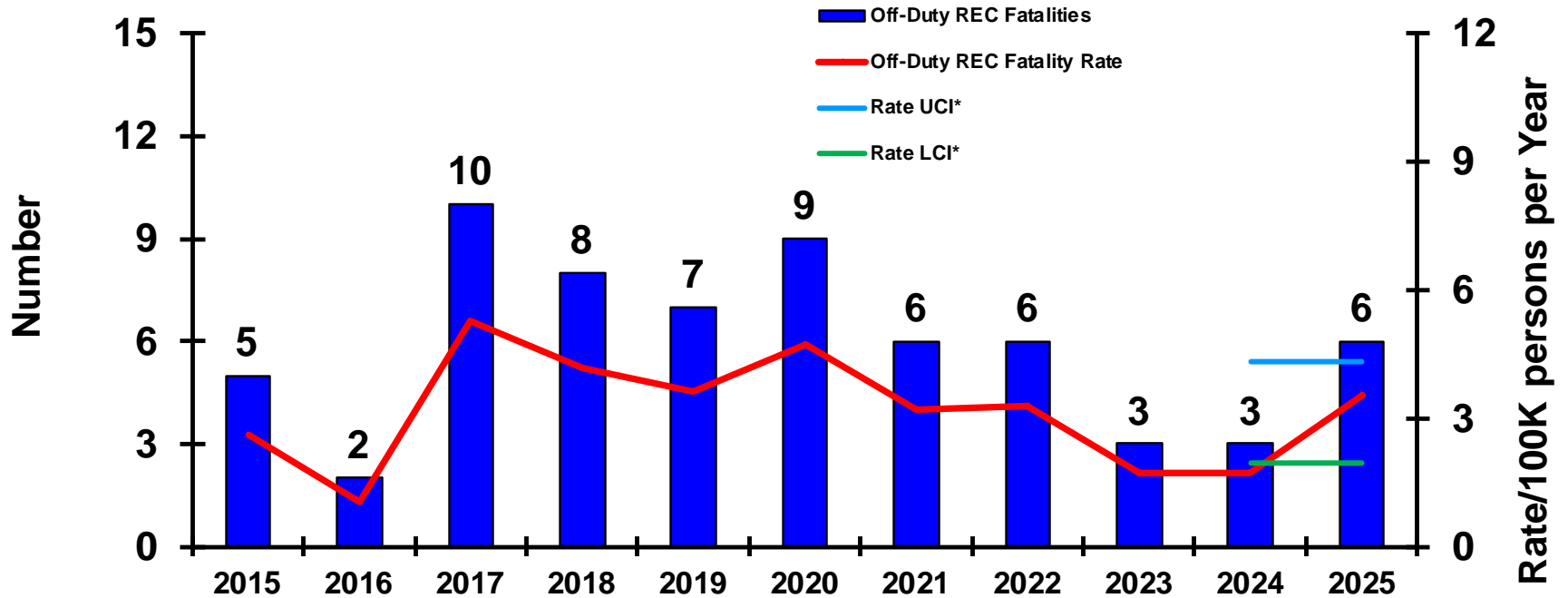


	<u>23-Sep-25</u>	<u>23-Sep-24</u>
<b>CLASS A MISHAPS/MISHAP RATE FY COMPARISON:</b>	7/4.15	5/2.96
<b>FY24 MISHAPS/MISHAP RATE:</b>	5/2.90	
<b>10-YEAR AVERAGE (FY15-FY24) MISHAPS/MISHAP RATE:</b>	7.10/3.81	

\*see last slide for definition of UCI/LCI



# CLASS 'A' - OFF-DUTY/REC FATALITIES



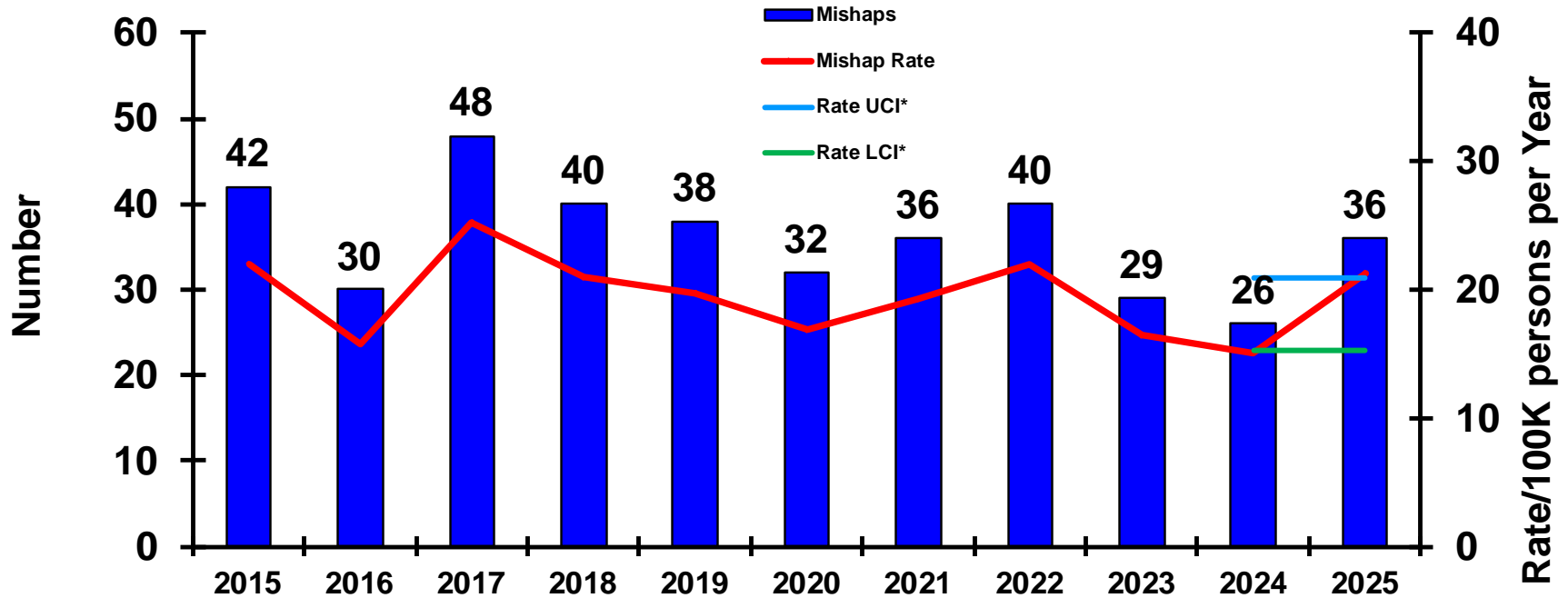
Slide does not show Permanent Total Disability (PTD) : FY25 - 1

	<u>23-Sep-25</u>	<u>23-Sep-24</u>
<b>CLASS A FATALITIES/FATALITY RATE FY COMPARISON:</b>	6/3.55	3/1.78
<b>FY24 FATALITIES/FATALITY RATE:</b>	3/1.74	
<b>10-YEAR AVERAGE (FY15-FY24) FATALITIES/FATALITY RATE:</b>	5.90/3.17	

\*see last slide for definition of UCI/LCI



# CLASS 'A' - OFF-DUTY MISHAPS

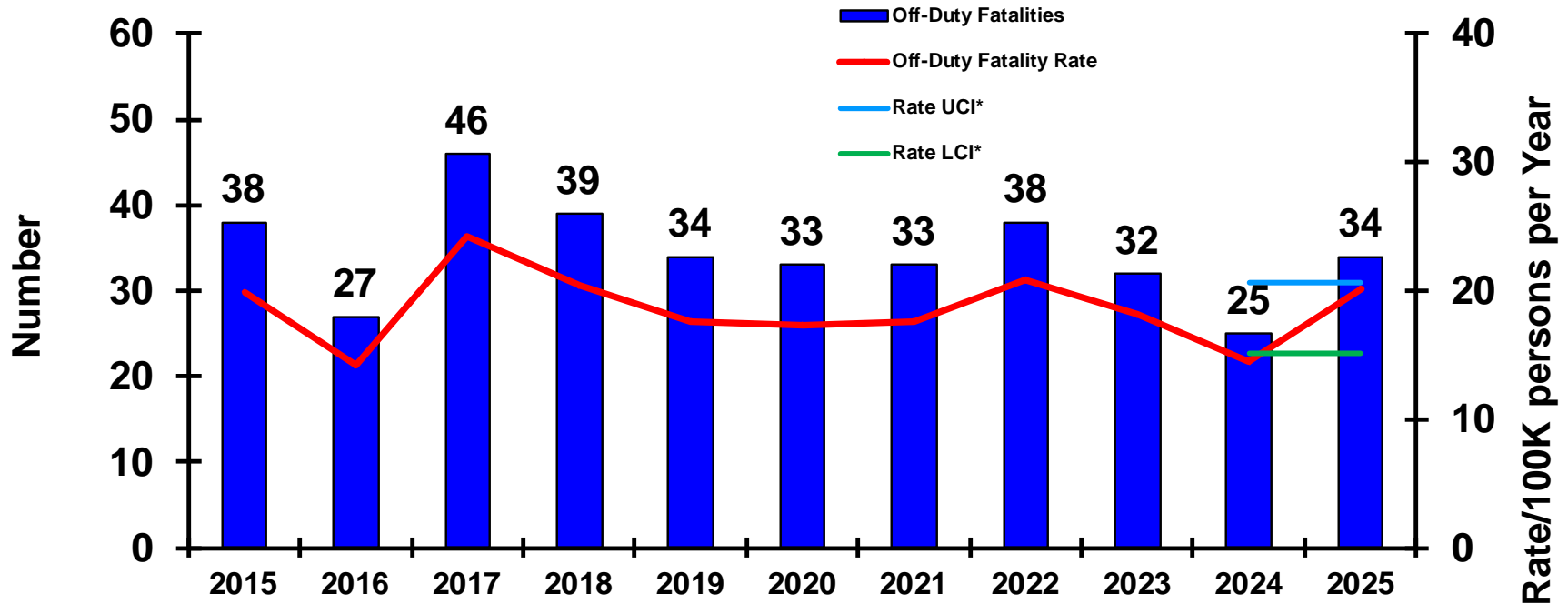


	<u>23-Sep-25</u>	<u>23-Sep-24</u>
<b>CLASS A MISHAPS/MISHAP RATE FY COMPARISON:</b>	36/21.33	26/15.40
<b>FY24 MISHAPS/MISHAP RATE:</b>	26/15.06	
<b>10-YEAR AVERAGE (FY15-FY24) MISHAPS/MISHAP RATE:</b>	36.10/19.38	

\*see last slide for definition of UCI/LCI



# CLASS 'A' - OFF-DUTY FATALITIES



Slide does not show Government Civilian Fatalities: FY25 - 0

Slide does not show Permanent Total Disability (PTD) : FY25 - 2

	<u>23-Sep-25</u>	<u>23-Sep-24</u>
<b>CLASS A FATALITIES/FATALITY RATE FY COMPARISON:</b>	34/20.14	25/14.81
<b>FY24 FATALITIES/FATALITY RATE:</b>	25/14.48	
<b>10-YEAR AVERAGE (FY15-FY24) FATALITIES/FATALITY RATE:</b>	34.50/18.52	

\*see last slide for definition of UCI/LCI



# **USN - SHORT NARRATIVES**

## **USN CLASS 'A' - AVIATION CLASS A MISHAPS (includes UAS/UAV, FRMs and AGMs not included in the Flight Slide) (13)**

- **CLASS A FLIGHT MISHAPS (11)**
  - 20 Aug 2025 (Virginia Beach, VA) F/A-18E mishap, pilot safely ejected, sustained minor injuries.
  - 30 Jul 2025 (NAS Lemoore, CA) F-35C mishap, pilot ejected, no fatality.
  - 5 Jun 2025 (NAS Oceana, Virginia Beach, VA) F/A-18E experienced engine flameout on takeoff, landed safely, no injury to aircrew.
  - 2 Jun 2025 (Milton FL) TH-73A hard landing, both aviators sustained minor injuries.
  - 6 May 2025 (Location Withheld – OPSEC) F/A-18F experienced landing mishap, both aircrew ejected and sustained minor injuries.
  - 28 Mar 2025 (Milton, FL) TH-57C experienced hard landing during taxiing, injury sustained by one aircrew.
  - 21 Mar 2025 (Location Withheld – OPSEC) E-2D had an inflight mishap, landed safely, no injury to aircrew.
  - 12 Feb 2025 (IVO NAS North Island, San Diego, CA) E/A-18G departed end of the runway, both aviators ejected safely with minor injuries.
  - 27 Dec 2024 (Location Withheld – OPSEC) MH-60S experienced hard landing, no injuries reported.
  - 22 Dec 2024 (Location Withheld – OPSEC) F/A-18F allegedly struck by friendly fire, both aircrew ejected safely, minor injuries reported.
  - 15 Oct 2024 (IVO Mt Rainer, Washington) EA-18G crashed during training evolution; crew deceased.
  
- **CLASS 'A' FLIGHT-RELATED MISHAPS (FREL) (0)**
  - NSTR
  
- **CLASS 'A' AGM MISHAPS (2)**
  - 14 Aug 2025 (Location Withheld – OPSEC) P-8A experienced engine fire on deck, safely extinguished, no injury to personnel nor aircrew.
  - 16 Jan 2025 (NAS Fallon, NV) F-16C experienced engine damage during maintenance-related engine turn. No injuries reported.
  
- **CLASS 'A' MISHAP – UAV (0)**
  - NSTR



# **USN - SHORT NARRATIVES**

## **USN CLASS 'A' - AFLOAT MISHAPS (5)**

- **CLASS A SURFACE SHIP MISHAPS (4)**

- 20 Aug 2025 (Location Withheld – OPSEC) USS Ship had multi-compartment fire, two personnel sustained minor injuries.
- 12 Feb 2025 (Location Withheld – OPSEC) USS Ship had collision underway, no injury to crew.
- 27 Jan 2025 (Location Withheld – OPSEC) USS Ship sustained damage to equipment, no injury to crew.
- 13 Dec 2024 (Location Withheld – OPSEC) USS Ship sustained damage to equipment, no injury to crew.

- **CLASS A SUBMARINE MISHAPS (0)**

- NSTR

- **CLASS A DIVE/CNIC/NSW/NECC/OTHER MISHAPS**

- NSTR

- **CLASS 'A' MSC AFLOAT MISHAPS (1)**

- 18 Dec 2024 (Location Withheld – OPSEC) Material damaged during USNS VERTREP, no injury to crew.

## **USN CLASS 'A' - SHORE MISHAPS (8)**

- **CLASS A SHORE MISHAPS (5)**

- 2 Aug 2025 (Washington DC) Equipment in building damaged, no injury to personnel.
- 29 Jul 2025 (San Diego, CA) SVM involved in a training mishap, died at hospital.
- 1 Jul 2025 (Porterville, CA) SVM involved in a training mishap, died at scene.
- 24 Mar 2025 (Chesapeake, VA) SVM involved in a training mishap, died at hospital.
- 17 Nov 2024 (Craderock, MD) Fire damaged building and equipment inside. No injury to personnel.

- **CLASS 'A' PHYSICAL TRAINING MISHAPS (3)**

- 27 Aug 2025 (NS Rota, Spain) SVM participating in command-sponsored PT, died at hospital.
- 14 Aug 2025 (San Diego, CA) SVM participated in command-sponsored PRT, died at hospital.
- 12 Jun 2025 (Great Lakes NB, IL) SVM collapsed during on-duty PT run, died at hospital.



# **USN - SHORT NARRATIVES**

## **USN CLASS 'A' - ON-DUTY MOTOR VEHICLE MISHAPS (0)**

- CLASS 'A' TACTICAL VEHICLE MISHAPS (0)
  - NSTR
  
- CLASS 'A' COMMERCIAL VEHICLE MISHAPS (0)
  - NSTR

## **USN CLASS 'A' - PMV FATALITIES (43)**

- PMV-4 FATALITIES (13)
  - .
  - 24 Aug 2025 (Cheyenne, OK) SVM involved in a motor vehicle accident, died at scene.
  - 8 Jun 2025 (San Diego, CA) SVM involved in a single motor vehicle accident, died at scene.
  - 8 Jun 2025 (Virginia Beach, VA) 3 x SVM involved in a single motor vehicle accident, all died at scene.
  - 4 Jun 2025 (San Diego, CA) SVM involved in a motor vehicle accident on base, died at scene.
  - 31 May 2025 (Guantanamo Bay, Cuba) SVM involved in a motor vehicle accident, died at hospital.
  - 21 May 2025 (San Diego, CA) SVM involved in a motor vehicle accident on base, died at scene.
  - 10 May 2025 (San Diego, CA) SVM involved in a motor vehicle accident on base, died at scene.
  - 4 May 2025 (Naval Base Great Lakes, IL) SVM involved in a motor vehicle accident on base, died at scene.
  - 12 Apr 2025 (Bremerton, WA) SVM involved in a motor vehicle accident, died at scene.
  - 29 Jan 2025 (Pensacola, FL) SVM involved in a motor vehicle accident, died at hospital on 5 Feb 2025.
  - 12 Nov 2024 (Chinquapin, NC) SVM involved in a motor vehicle accident, died at scene.
  - 7 Nov 2024 (Lumber City, GA) SVM involved in a motor vehicle accident, died at scene.
  
- PMV-2 FATALITIES (29)
  - 20 Sep 2025 (San Diego, CA) SVM involved in a motorcycle accident, died at scene.
  - 13 Sep 2025 (Norfolk, VA) SVM involved in a motorcycle accident, died at hospital.
  - 10 Sep 2025 (Spring Grove, IL) SVM involved in a motorcycle accident, died at scene.
  - 21 Aug 2025 (Chesapeake, VA) SVM involved in a motorcycle accident, died at hospital.
  - 10 Aug 2025 (Kapolei, HI) SVM involved in a motorcycle, died at scene.
  - 21 Jul 2025 (Temple, TX) SVM involved in a motorcycle accident, died at hospital.
  - 7 Jul 2025 (San Diego, CA) SVM involved in a motorcycle accident, died at hospital.
  - 7 Jun 2025 (Meadville, PA) SVM involved in a motorcycle accident, died at scene.
  - 5 Jun 2025 (Portsmouth, RI) SVM involved in a motorcycle accident, succumbed to injuries on 6 Jun 25 in hospital.



# **USN - SHORT NARRATIVES**

## **USN CLASS 'A' - PMV FATALITIES (42) - Continued**

- **PMV-2 FATALITIES (28)**
  - 31 May 2025 (Poway, CA) SVM involved in a motorcycle accident, died at scene.
  - 27 May 2025 (Pensacola, FL) SVM involved in a motorcycle accident, succumbed to injuries on 2 Jun 25 in hospital.
  - 12 May 2025 (Norfolk, VA) SVM involved in a motorcycle accident, died at hospital.
  - 29 Apr 2025 (Jacksonville, FL) SVM involved in a motorcycle accident, died at scene.
  - 27 Apr 2025 (Sicily, IT) SVM involved in a motorcycle accident, succumbed to injuries on 28 Apr 25 in hospital.
  - 9 Apr 2025 (Honolulu, HI) SVM involved in a motorcycle accident, died at hospital.
  - 19 Mar 2025 (Charleston, SC) SVM involved in a motorcycle accident, died at hospital.
  - 14 Mar 2025 (Pensacola, FL) SVM involved in a motorcycle accident, died at hospital.
  - 23 Feb 2025 (Fairfax, VA) SVM involved in a motorcycle accident, died at scene.
  - 2 Feb 2025 (Hampton, VA) SVM involved in a motorcycle accident, died at scene.
  - 26 Jan 2025 (Jacksonville, FL) SVM involved in a motorcycle accident, died at scene.
  - 28 Dec 2024 (San Diego, CA) SVM involved in a motorcycle accident, died at scene.
  - 13 Dec 2024 (El Cajon, CA) SVM involved in a motorcycle accident, died at scene.
  - 1 Dec 2024 (Norfolk, VA) SVM involved in a motorcycle accident, died at scene.
  - 27 Nov 2024 (Jacksonville, FL) SVM involved in a motorcycle accident, died at scene.
  - 25 Nov 2024 (Hampton, VA) SVM involved in a motorcycle accident, died at scene.
  - 8 Nov 2024 (Groton, CT) SVM involved in a motorcycle accident, died at scene.
  - 7 Nov 2024 (Oak Harbor, WA) SVM involved in a motorcycle accident, died at hospital.
  - 31 Oct 2024 (St. Mary's, GA) SVM involved in a motorcycle accident, died at scene.
  - 22 Oct 2024 (Honolulu, HI) SVM involved in a motorcycle accident, died at scene.
  - 2 Oct 2024 (Kingsland, GA) SVM involved in a motorcycle accident, died at scene.
  
- **PMV-0 FATALITIES (1)**
  - 27 Nov 2024 (Vallejo, CA) SVM walking alongside road, struck by vehicle, died at scene.



# **USN - SHORT NARRATIVES**

## **USN CLASS 'A' USN - OFF-DUTY/RECREATIONAL FATALITIES (6)**

- **OFF-DUTY/REC FATALITIES (6)**
  - 8 Aug 2025 (Shelbyville, TN) SVM involved in an off-road ATV mishap, died at scene.
  - 4 Aug 2025 (Chula Vista, CA) SVM involved in a electric bicycle accident, died at scene.
  - 18 Jan 2025 (Maui, HI) SVM drowned while snorkeling, died at hospital.
  - 6 Dec 2024 (Ipan, Guam) SVM suffered drowning on beach, succumbed to injury on 7 Dec 24,
  - 25 Nov 2024 (Yokosuka, Japan) Sailor fell off base from an unknown height, succumbed to injuries.
  - 3 Nov 2024 (NS Meridian, MS) SVM suffered medical emergency, died at hospital.

## **USN CLASS 'A' – PERMANENT TOTAL DISABILTIES (1)**

- 19 Dec 2024 (Vail, CO) MIDN involved in a skiing accident while on leave, resulting on permanent total disability.



# **USMC - SHORT NARRATIVES**

## **USMC CLASS 'A' AVIATION MISHAPS (includes UAS/UAV, FRMs and AGMs not included in the Flight Slide) (6)**

- **CLASS A FLIGHT MISHAPS (3)**
  - 12 Sep 2025 (IVO Bakersfield, CA) AH-1Z struck wire during training, landed safely, no injury to aircrew.
  - 20 Dec 2024 (MCB Camp Pendleton, CA) CH-53E had inflight emergency, landed safely, all crew egressed, no injuries reported.
  - 25 Oct 2024 (MCAS Yuma, AZ) CH-53E: Aircraft crashed on takeoff. Aircraft repairable. Multiple minor injuries reported.
  
- **CLASS 'A' FLIGHT-RELATED MISHAPS (FREL) (0)**
  - NSTR
  
- **CLASS 'A' AGM MISHAPS (3)**
  - 18 Sep 2025 (MCAS Miramar, CA) CH-53E Aviation Ground Mishap, no injuries to crew.
  - 22 Aug 2025 (MCAGCC Twenty-Nine Palms, CA) CH-53E had engine fire during engine start on deck, no injury to personnel.
  - 30 Apr 2025 (MCAS Iwakuni, Japan) F-35B experience engine fire on deck during maintenance evolution, one person sustained minor injuries.
  
- **CLASS 'A' MISHAP – UAV (0)**
  - NSTR

## **USMC CLASS 'A' GROUND MISHAPS (3)**

- **CLASS A GROUND MISHAPS (2)**
  - 20 Dec 2024 (Camp Lejeune, NC) SVM involved in a training event, died at hospital.
  - 7 Dec 2024 (MCB Camp Pendleton, CA) SVM involved in a command-directed hike, succumbed to injuries enroute to the hospital.
  
- **CLASS A PHYSICAL TRAINING MISHAPS (1)**
  - 24 Jun 2025 (Orlando, FL) SVM collapsed during PFT, died at hospital.



# **USMC - SHORT NARRATIVES**

## **USMC CLASS 'A' ON-DUTY MOTOR VEHICLE MISHAPS (2)**

### **CLASS 'A' TACTICAL VEHICLE MISHAPS (1)**

- 8 Nov 2024 (MCB Camp Pendleton, CA) SVM sustained fatal injury during work evolution.

### **CLASS 'A' COMMERCIAL VEHICLE MISHAPS (1)**

- 15 April 2025 (El Paso, TX) 3 x SVM injured in a motor vehicle accident on duty, two succumbed to their injuries at the hospital.

## **USMC CLASS 'A' PMV FATALITIES (28)**

### **PMV-4 FATALITIES (10)**

- 3 Aug 2025 (Wilmington, NC) SVM involved in a motor vehicle accident, died at the scene.
- 24 Jul 2025 (Durham, NC) SVM involved in a motor vehicle accident, died at hospital.
- 21 Jun 2025 (Fairfax, VA) SVM involved in a motor vehicle accident, died at hospital on 22 Jun 25.
- 6 Jun 2025 (Hampstead, MD) SVM involved in a single motor vehicle accident, all died at scene.
- 1 Mar 2025 (Holly Ridge, NC) SVM involved in a motor vehicle accident, died at scene.
- 30 Dec 2024 (Houston, TX) SVM involved in a motor vehicle accident, died at hospital.
- 24 Dec 2024 (Augusta, GA) SVM involved in a motor vehicle accident, succumbed to injuries on 24 Dec 24.
- 22 Dec 2024 (Klamouth County, OR) SVM involved in a motor vehicle accident, died at scene.
- 15 Dec 2024 (Punalu'u, HI) SVM involved in a motor vehicle accident, succumbed to injuries on 19 Dec 24.
- 6 Dec 2024 (Richland, NC) SVM involved in a motor vehicle accident, died at scene.

### **PMV-2 FATALITIES (15)**

- 19 Sep 2025 (Goldvein, VA) SVM involved in a motorcycle accident, died at scene.
- 15 Aug 2025 (Okinawa, Japan) SVM involved in a motorcycle accident, died at hospital on 16 Aug 2025.
- 2 Jul 2025 (Kailua, HI) SVM involved in a motorcycle accident, died at scene.
- 19 Jun 2025 (Chesterfield, VA) SVM involved in a motorcycle accident, died at hospital.
- 29 May 2025 (San Antonio, TX) SVM involved in a motorcycle accident, died at hospital.
- 15 May 2025 (Okinawa, Japan) SVM involved in a motorcycle accident, died at scene.
- 31 Mar 2025 (Manning, SC) SVM involved in a motorcycle accident, died at scene.
- 20 Mar 2025 (Escondido, CA) SVM involved in a motorcycle accident, died at hospital.
- 19 Jan 2025 (Panorama, CA) SVM involved in a motorcycle accident, died at scene.
- 14 Dec 2024 (Menifee, CA) SVM involved in a motorcycle accident, died at scene.
- 19 Nov 2024 (IVO Kin, Okinawa, Japan) SVM involved in a motorcycle accident, died at hospital.



# **USMC - SHORT NARRATIVES**

## **USMC CLASS 'A' PMV FATALITIES (28) – Continued**

### **PMV-2 FATALITIES (15) - Continued**

- 31 Oct 2024 (Santa Ana, CA) SVM involved in a motorcycle accident, died at hospital on 4 Nov 24.
- 27 Oct 2024 (St Louis, MO) SVM involved in a motorcycle accident, died at scene.
- 17 Oct 2024 (Jacksonville, NC) SVM involved in a motorcycle accident, died at hospital.
- 15 Oct 2024 (Oceanside, CA) SVM involved in a motorcycle accident, died at scene.

### **PMV-0 FATALITIES (3)**

- 26 May 2025 (Kissimmee, FL) SVM involved in a motor vehicle accident, exited vehicle, hit by another vehicle, died at scene.
- 12 Mar 2025 (Tampa, FL) SVM was struck by motor vehicle while running, died at hospital.
- 8 Feb 2025 (Los Angeles, CA) SVM was struck by motor vehicle on highway, deceased at scene.

## **USMC CLASS 'A' OFF-DUTY/RECREATIONAL FATALITIES (6)**

### **OFF-DUTY/REC FATALITIES (6)**

- 3 Aug 2025 (Guantanamo Bay, Cuba) SVM found unresponsive in barracks room, died at scene.
- 29 Jun 2025 (Lewisville, TX) SVM dove in lake, presumed deceased.
- 3 May 2025 (Mount Funaro, Japan) SVM on leave hiking with another service member, died at hospital.
- 24 Dec 2024 ( Grand Junction, CO) SVM involved in a skiing accident, died at hospital on 6 Jan 25.
- 20 Dec 2024 (Bangui, Ilocos Norte, Philippines) SVM drowned during training event.
- 12 Oct 2024 (Raleigh, NC) SVM sustained injury from accidental personal firearm discharge, died at scene.

## **USMC CLASS 'A' – PERMANENT TOTAL DISABILITIES (2)**

- 12 Apr 2025 (Jacksonville, FL) SVM involved in a motor vehicle accident, resulting in permanent total disability (PTD).
- 3 Nov 2024 (Martinsburg, WV) SVM involved in an off-duty/off-road motorcycle accident resulting in permanent total disability (PTD) .



# *Mishap Confidence Interval*



- UCI = Upper Confidence Interval    LCI = Lower Confidence Interval
- Rate values above the UCI or below the LCI infer a statistically significant change is probable. This is only an indicator. Significance cannot be determined until end-of-year.
- Values between the UCI and LCI infer that nothing significant has occurred to increase or decrease mishap rate.

(Confidence Interval is based on: Poisson Rate related to a Chi Squared Distribution and calculated using FY16-20 data except for the Lost Work Days and Lost Time Case slides which were based on a normal distribution).