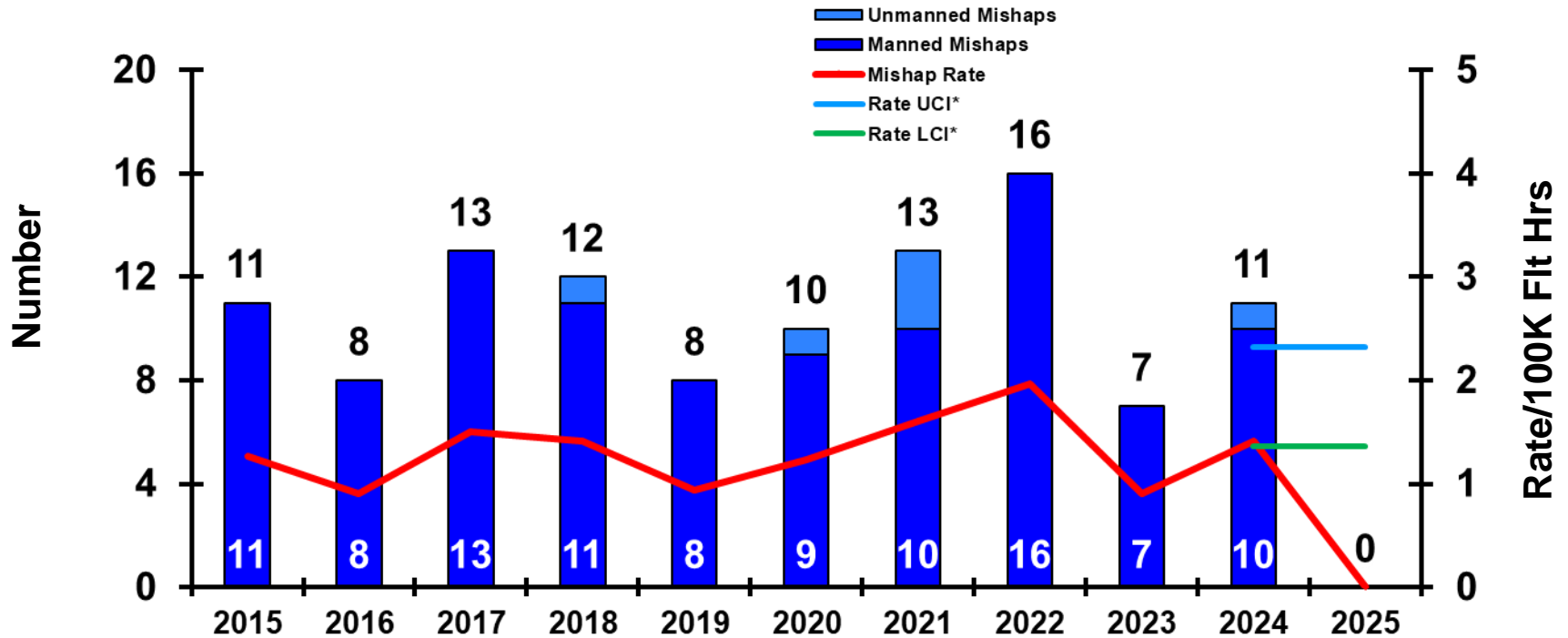




CLASS 'A' - AVIATION MISHAPS



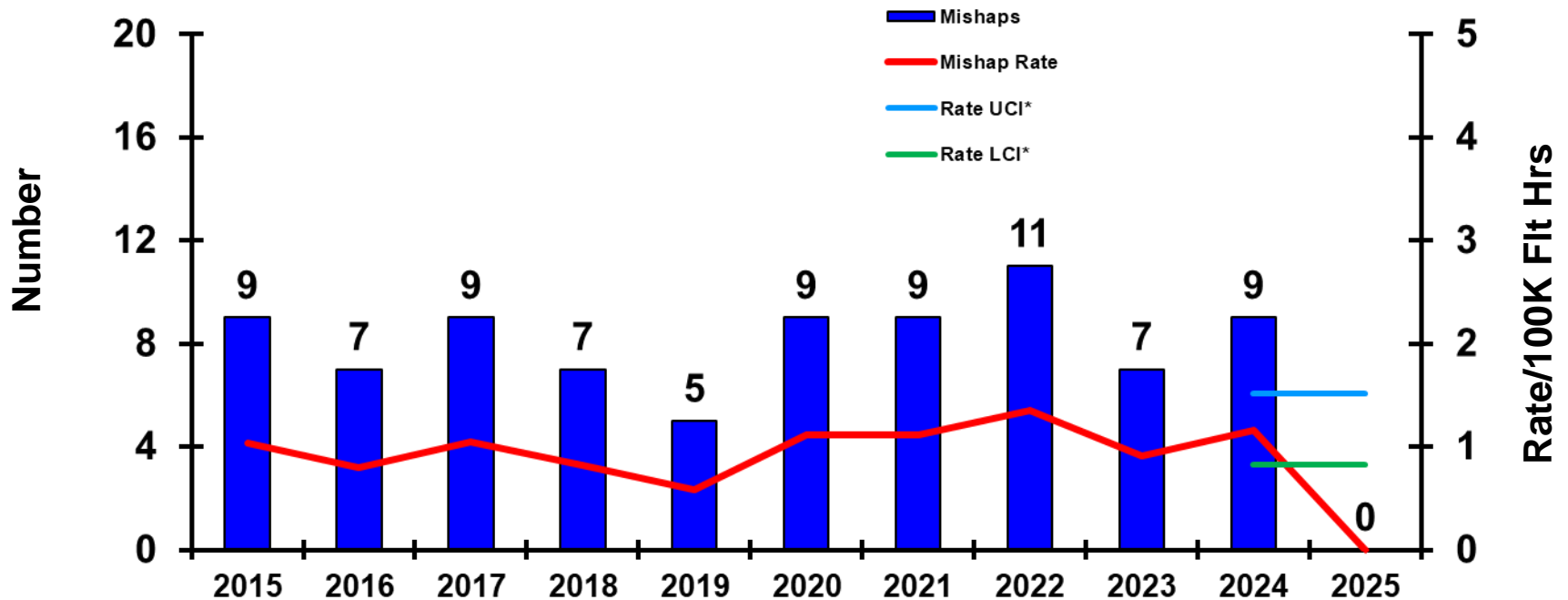
	8-Oct-24	8-Oct-23
CLASS A MISHAPS/MISHAP RATE FY COMPARISON:	0/0.00	0/0.00
FY24 MISHAPS/MISHAP RATE:	11/1.42	
10-YEAR AVERAGE (FY15-FY24) MISHAPS/MISHAP RATE:	10.90/1.20	

*see last slide for definition of UCI/LCI



CLASS 'A' - FLIGHT MISHAPS

Manned Aircraft Only



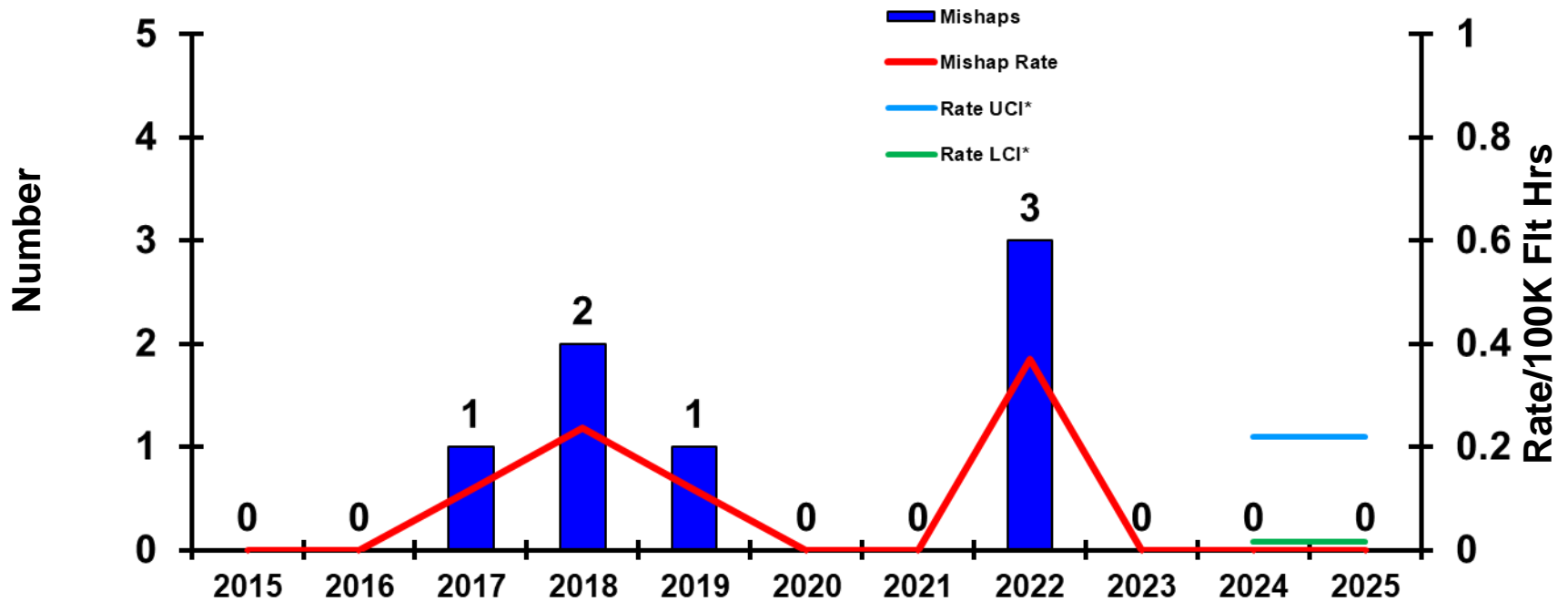
	8-Oct-24	8-Oct-23
CLASS A MISHAPS/MISHAP RATE FY COMPARISON:	0/0.00	0/0.00
FY24 MISHAPS/MISHAP RATE:	9/1.16	
10-YEAR AVERAGE (FY15-FY24) MISHAPS/MISHAP RATE:	8.20/0.99	

*see last slide for definition of UCI/LCI



CLASS 'A' - FLIGHT-RELATED (FREL) MISHAPS

Manned Aircraft Only



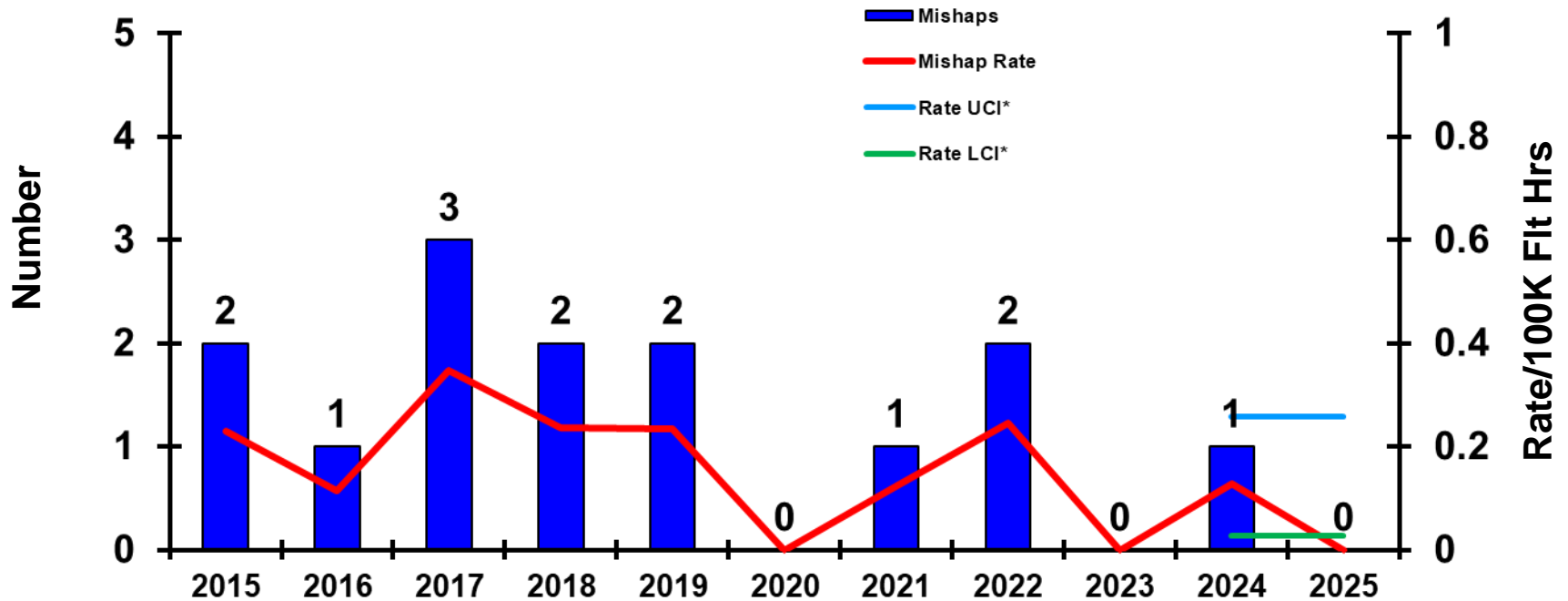
	8-Oct-24	8-Oct-23
CLASS A MISHAPS/MISHAP RATE FY COMPARISON:	0/0.00	0/0.00
FY24 MISHAPS/MISHAP RATE:	0/0.00	
10-YEAR AVERAGE (FY15-FY24) MISHAPS/MISHAP RATE:	0.70/0.08	

*see last slide for definition of UCI/LCI



CLASS 'A' - AVIATION GROUND MISHAPS (AGM)

Manned Aircraft Only

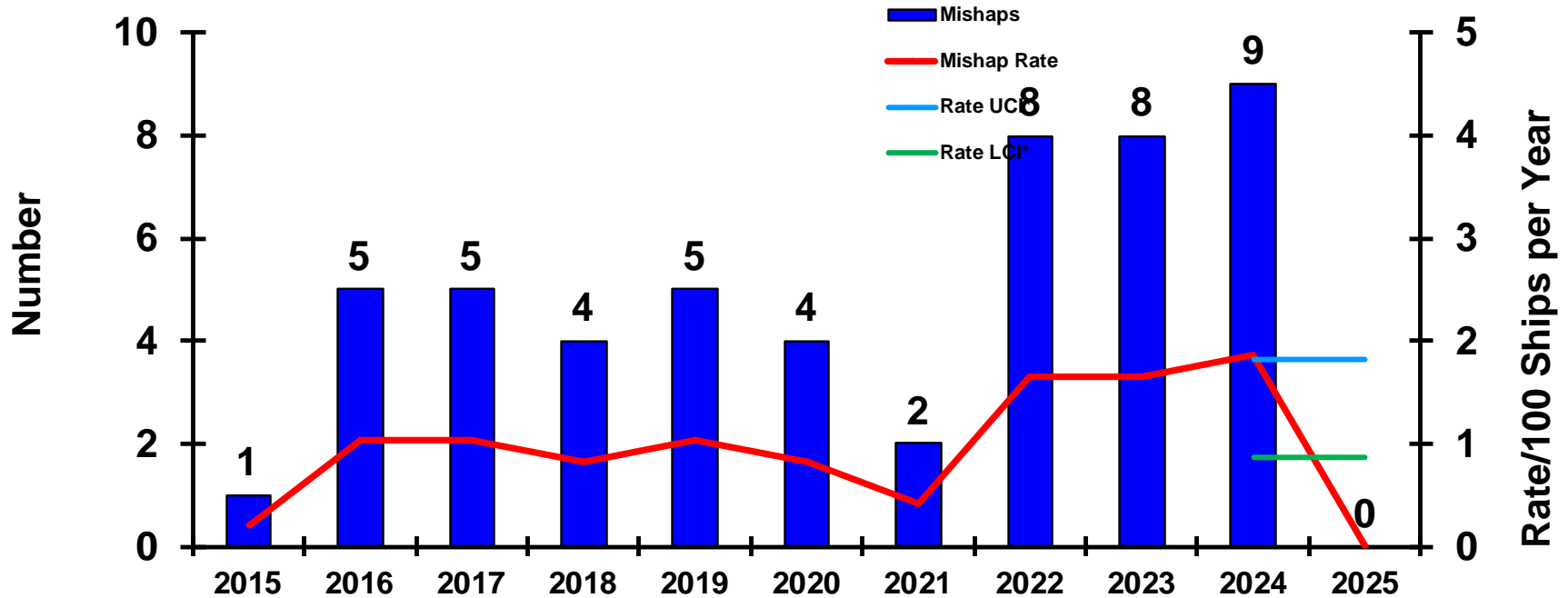


	8-Oct-24	8-Oct-23
CLASS A MISHAPS/MISHAP RATE FY COMPARISON:	0/0.00	0/0.00
FY24 MISHAPS/MISHAP RATE:	1/0.13	
10-YEAR AVERAGE (FY15-FY24) MISHAPS/MISHAP RATE:	1.40/0.17	

*see last slide for definition of UCI/LCI



CLASS 'A' - AFLOAT MISHAPS

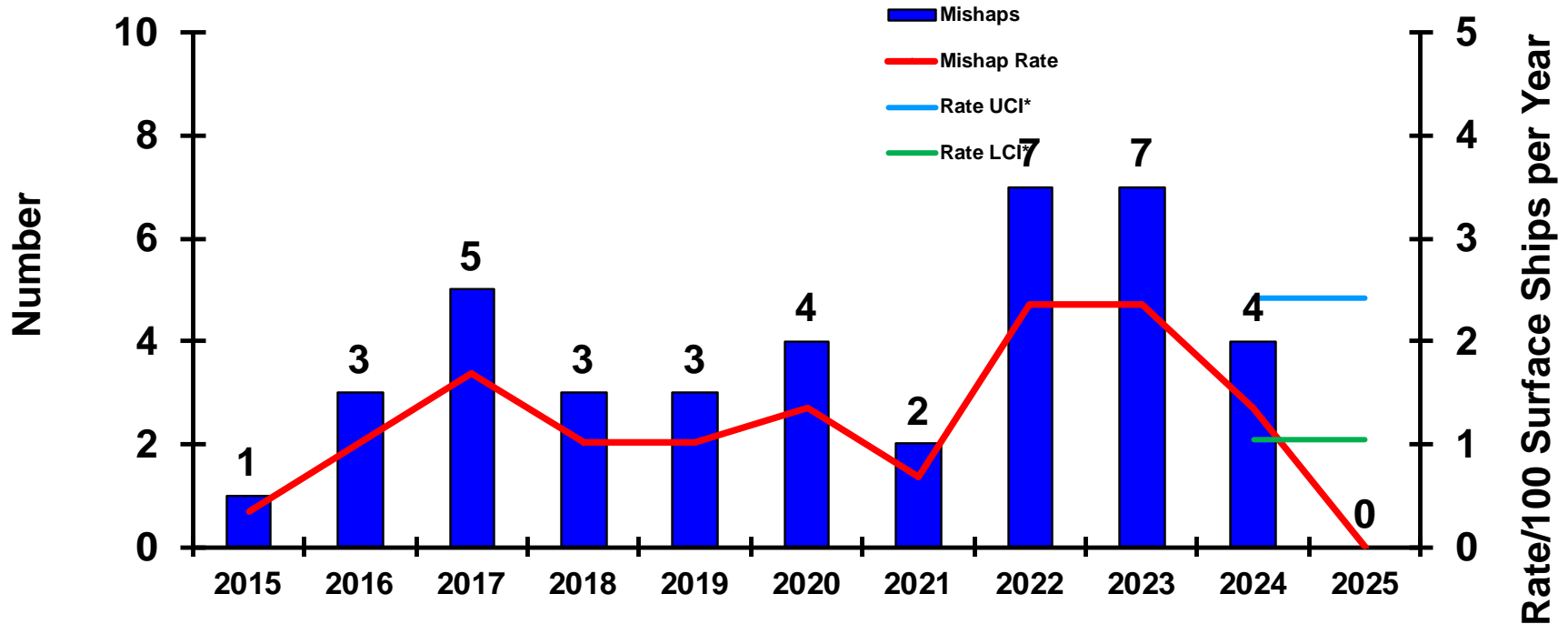


	<u>8-Oct-24</u>	<u>8-Oct-23</u>
CLASS A MISHAPS/MISHAP RATE FY COMPARISON:	0/0.00	0/0.00
FY24 MISHAPS/MISHAP RATE:	9/1.86	
10-YEAR AVERAGE (FY15-FY24) MISHAPS/MISHAP RATE:	5.10/1.06	

*see last slide for definition of UCI/LCI



CLASS 'A' - SURFACE SHIP MISHAPS

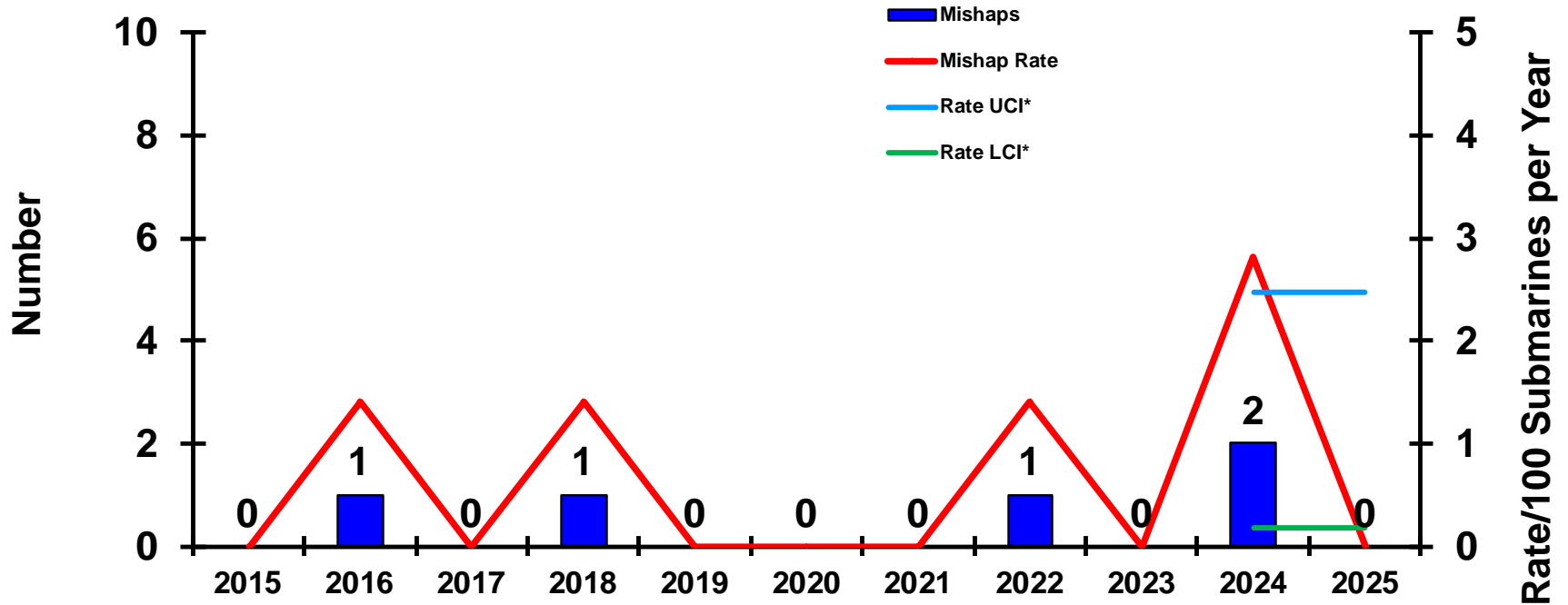


	<u>8-Oct-24</u>	<u>8-Oct-23</u>
CLASS A MISHAPS/MISHAP RATE FY COMPARISON:	0/0.00	0/0.00
FY24 MISHAPS/MISHAP RATE:	4/1.35	
10-YEAR AVERAGE (FY15-FY24) MISHAPS/MISHAP RATE:	3.90/1.32	

*see last slide for definition of UCI/LCI



CLASS 'A' - SUBMARINE MISHAPS

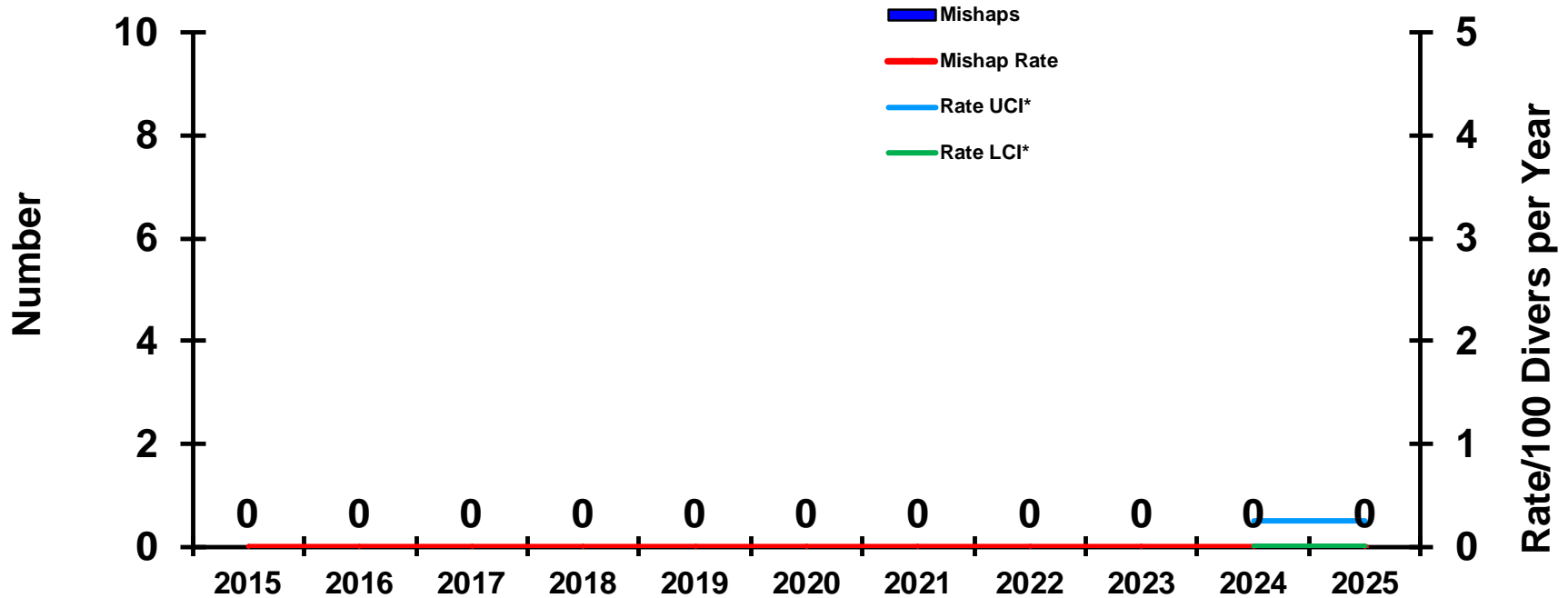


	<u>8-Oct-24</u>	<u>8-Oct-23</u>
CLASS A MISHAPS/MISHAP RATE FY COMPARISON:	0/0.00	0/0.00
FY24 MISHAPS/MISHAP RATE:	2/2.82	
10-YEAR AVERAGE (FY15-FY24) MISHAPS/MISHAP RATE:	0.50/0.70	

*see last slide for definition of UCI/LCI



CLASS 'A' - DIVING MISHAPS

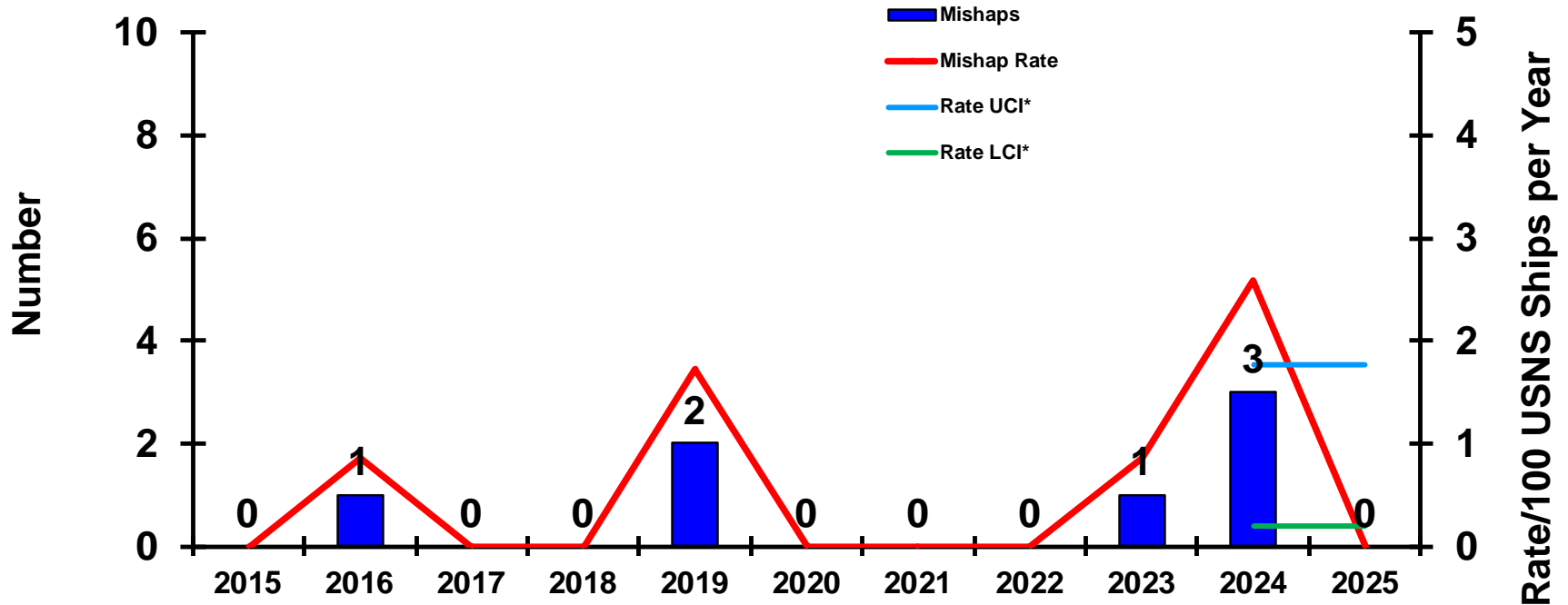


	<u>8-Oct-24</u>	<u>8-Oct-23</u>
CLASS A MISHAPS/MISHAP RATE FY COMPARISON:	0/0.00	0/0.00
FY24 MISHAPS/MISHAP RATE:	0/0.00	
10-YEAR AVERAGE (FY15-FY24) MISHAPS/MISHAP RATE:	0.00/0.00	

*see last slide for definition of UCI/LCI



CLASS 'A' - MILITARY SEALIFT COMMAND (MSC) AFLOAT MISHAPS

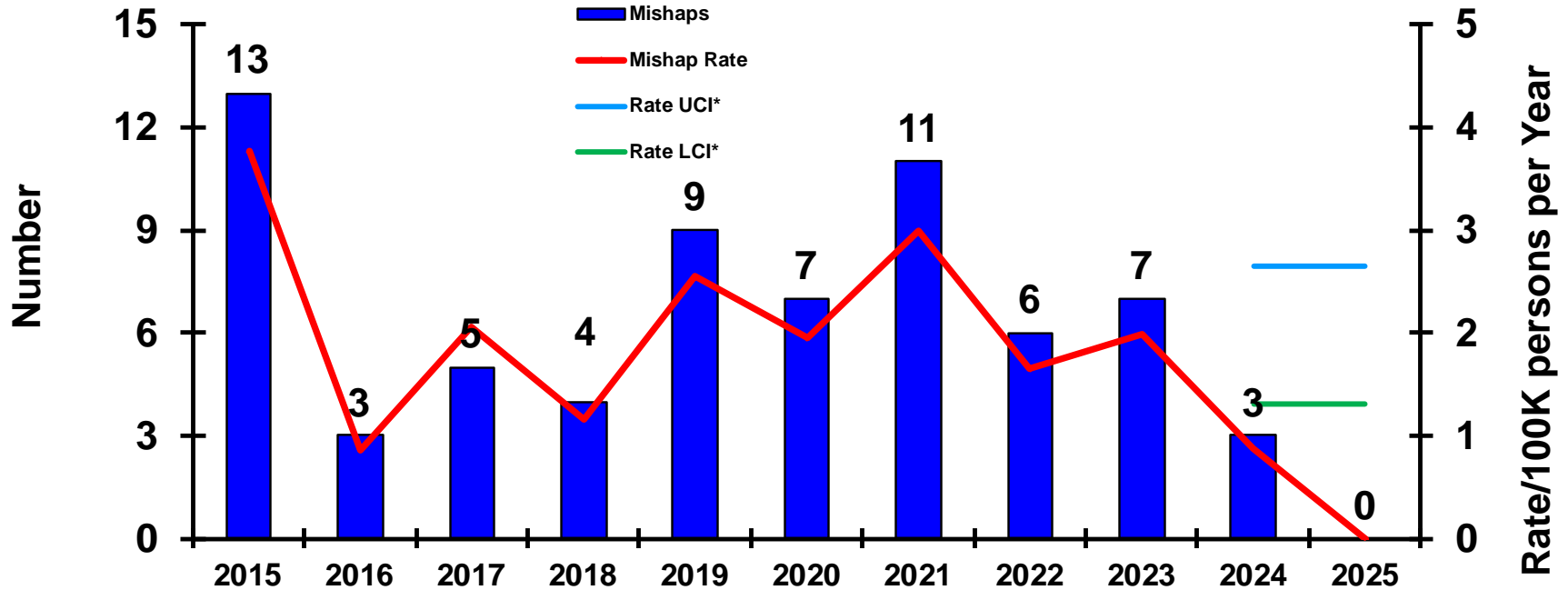


	8-Oct-24	8-Oct-23
CLASS A MISHAPS/MISHAP RATE FY COMPARISON:	0/0.00	0/0.00
FY24 MISHAPS/MISHAP RATE:	3/2.59	
10-YEAR AVERAGE (FY15-FY24) MISHAPS/MISHAP RATE:	0.70/0.60	

*see last slide for definition of UCI/LCI



CLASS 'A' - SHORE ON-DUTY MISHAPS

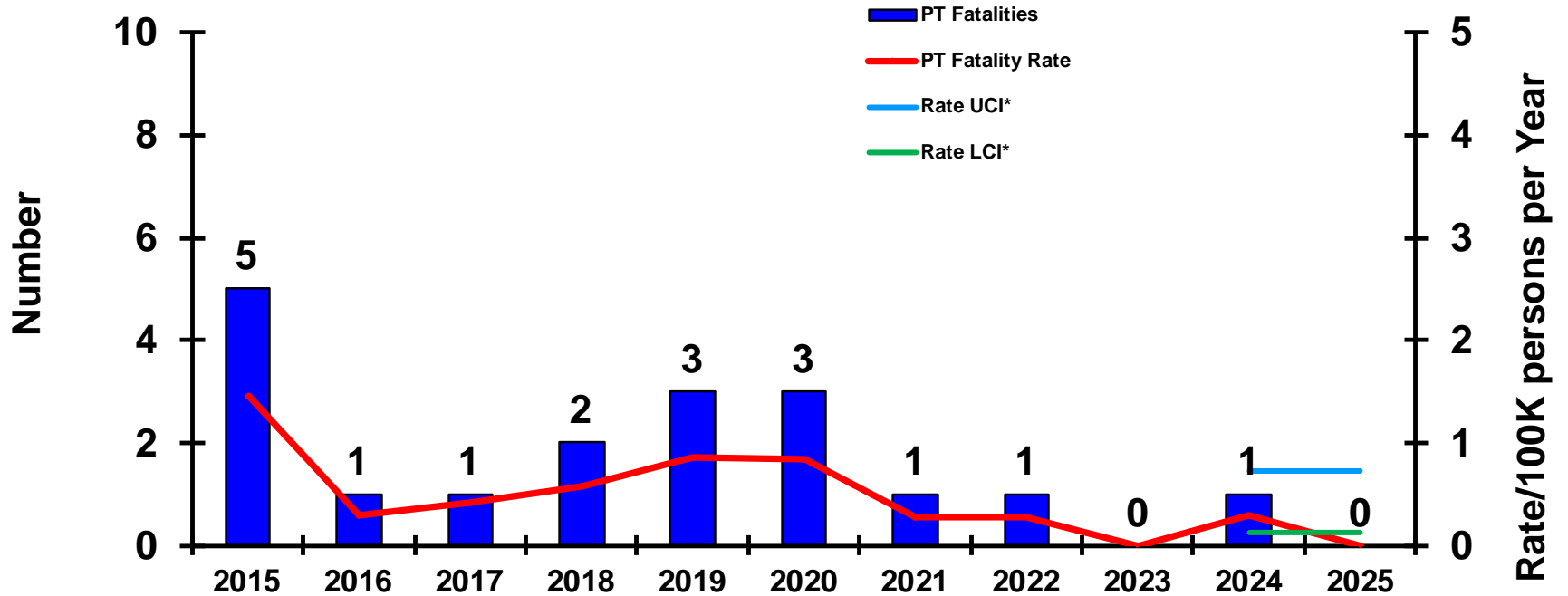


	<u>8-Oct-24</u>	<u>8-Oct-23</u>
CLASS A MISHAPS/MISHAP RATE FY COMPARISON:	0/0.00	0/0.00
FY24 MISHAPS/MISHAP RATE:	3/0.87	
10-YEAR AVERAGE (FY15-FY24) MISHAPS/MISHAP RATE:	6.80/1.98	

*see last slide for definition of UCI/LCI



CLASS 'A' - PHYSICAL TRAINING FATALITIES

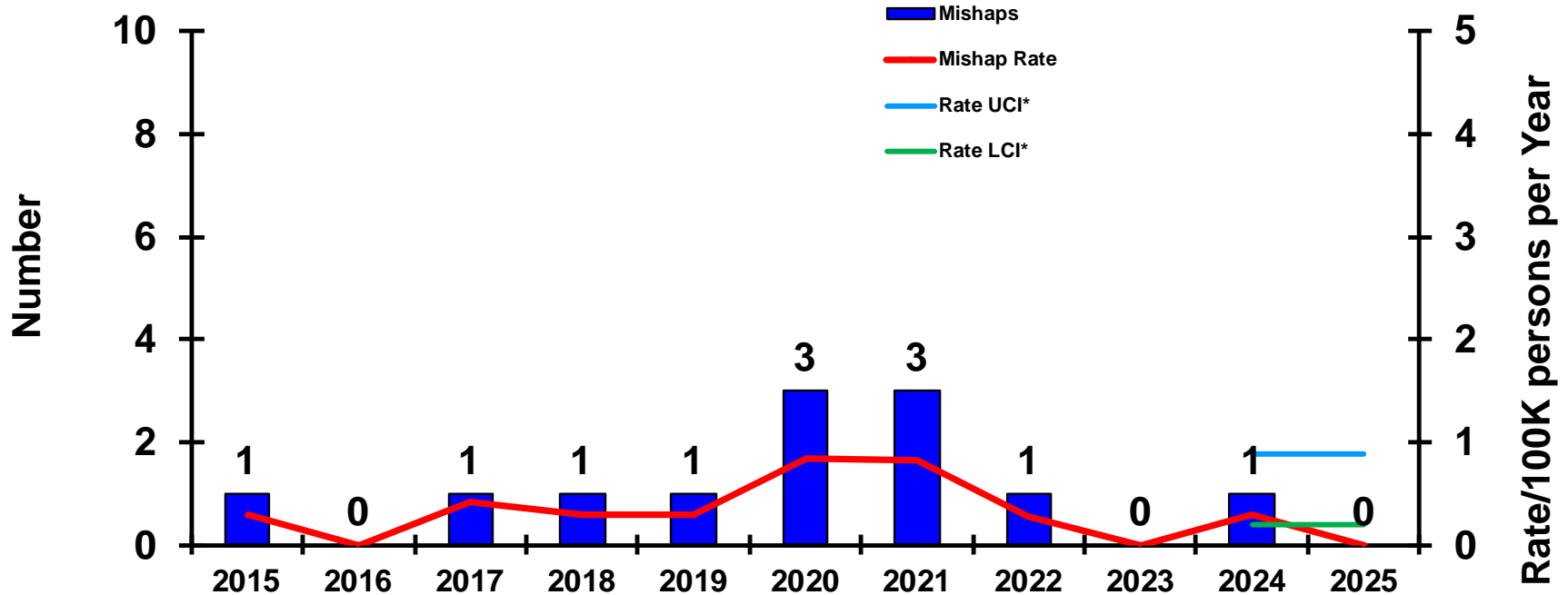


	<u>8-Oct-24</u>	<u>8-Oct-23</u>
CLASS A FATALITIES/FATALITY RATE FY COMPARISON:	0/0.00	0/0.00
FY24 FATALITIES/FATALITY RATE:	1/0.29	
10-YEAR AVERAGE (FY15-FY24) FATALITIES/FATALITY RATE:	1.80/0.53	

*see last slide for definition of UCI/LCI



CLASS 'A' - ON-DUTY MOTOR VEHICLE (MV) MISHAPS

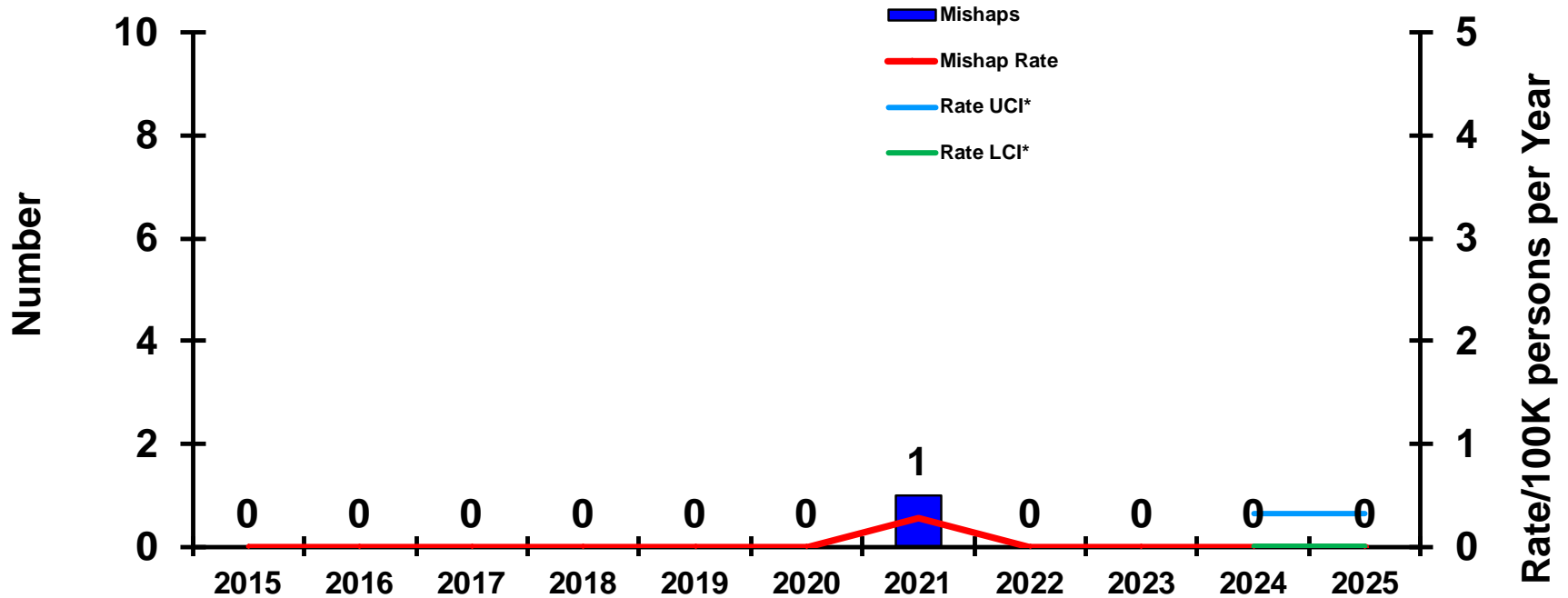


	8-Oct-24	8-Oct-23
CLASS A MISHAPS/MISHAP RATE FY COMPARISON:	0/0.00	0/0.00
FY24 MISHAPS/MISHAP RATE:	1/0.29	
10-YEAR AVERAGE (FY15-FY24) MISHAPS/MISHAP RATE:	1.20/0.35	

*see last slide for definition of UCI/LCI



CLASS 'A' - TACTICAL VEHICLE (TACVEH) MISHAPS

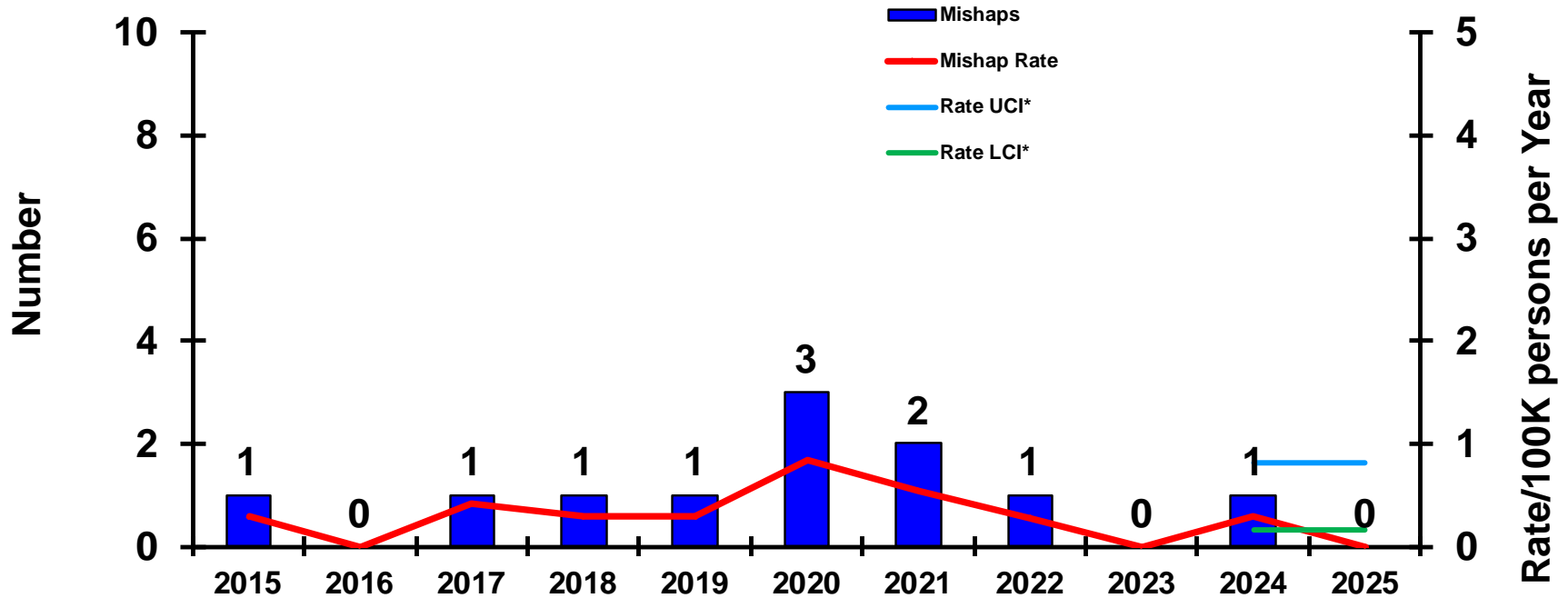


	8-Oct-24	8-Oct-23
CLASS A MISHAPS/MISHAP RATE FY COMPARISON:	0/0.00	0/0.00
FY24 MISHAPS/MISHAP RATE:	0/0.00	
10-YEAR AVERAGE (FY15-FY24) MISHAPS/MISHAP RATE:	0.10/0.03	

*see last slide for definition of UCI/LCI



CLASS 'A' – COMMERCIAL VEHICLE (COMMVEH) MISHAPS

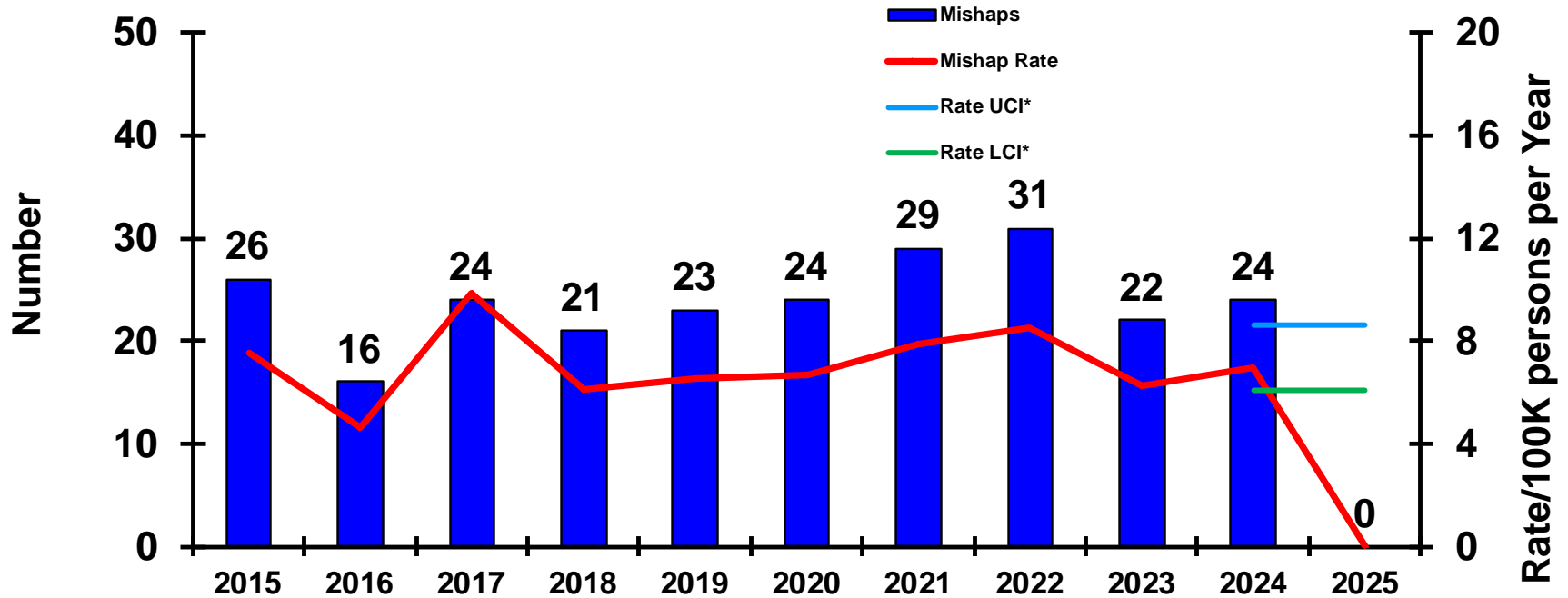


	<u>8-Oct-24</u>	<u>8-Oct-23</u>
CLASS A MISHAPS/MISHAP RATE FY COMPARISON:	0/0.00	0/0.00
FY24 MISHAPS/MISHAP RATE:	1/0.29	
10-YEAR AVERAGE (FY15-FY24) MISHAPS/MISHAP RATE:	1.10/0.32	

*see last slide for definition of UCI/LCI



CLASS 'A' - ON-DUTY MISHAPS

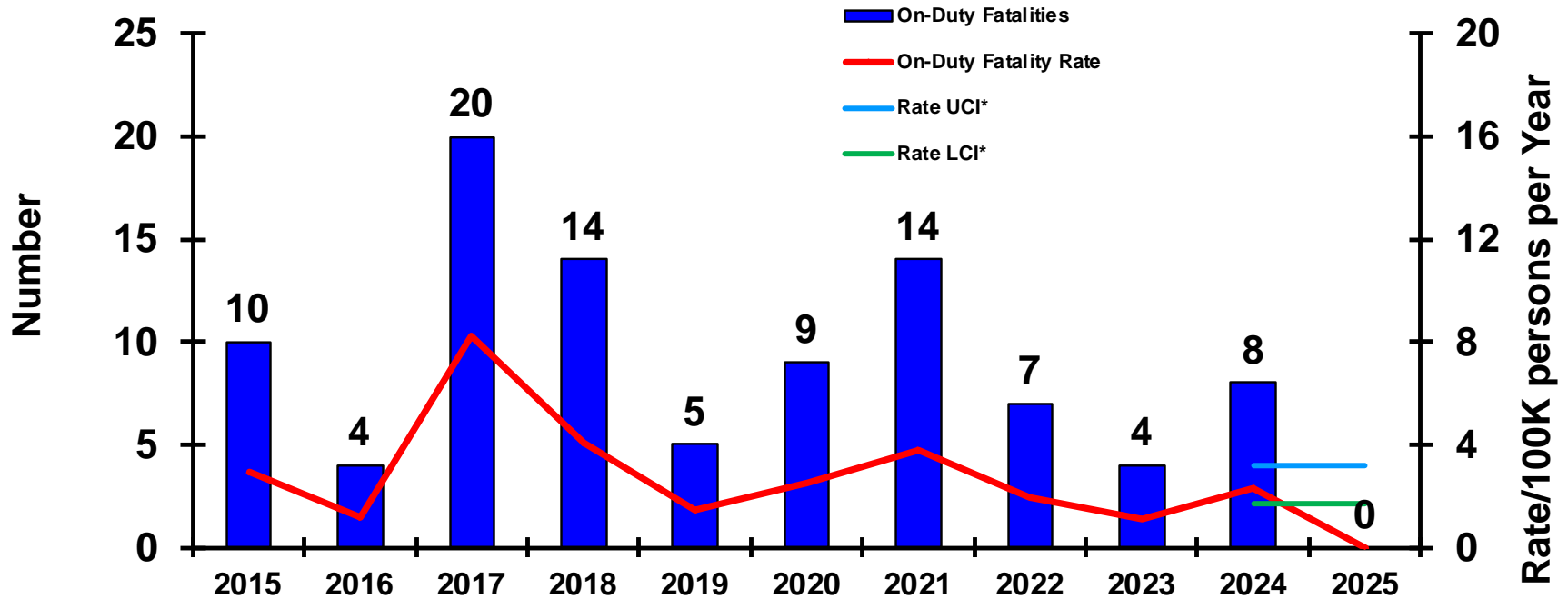


	8-Oct-24	8-Oct-23
CLASS A MISHAPS/MISHAP RATE FY COMPARISON:	0/0.00	0/0.00
FY24 MISHAPS/MISHAP RATE:	24/6.93	
10-YEAR AVERAGE (FY15-FY24) MISHAPS/MISHAP RATE:	24.00/7.09	

*see last slide for definition of UCI/LCI



CLASS 'A' - ON-DUTY FATALITIES



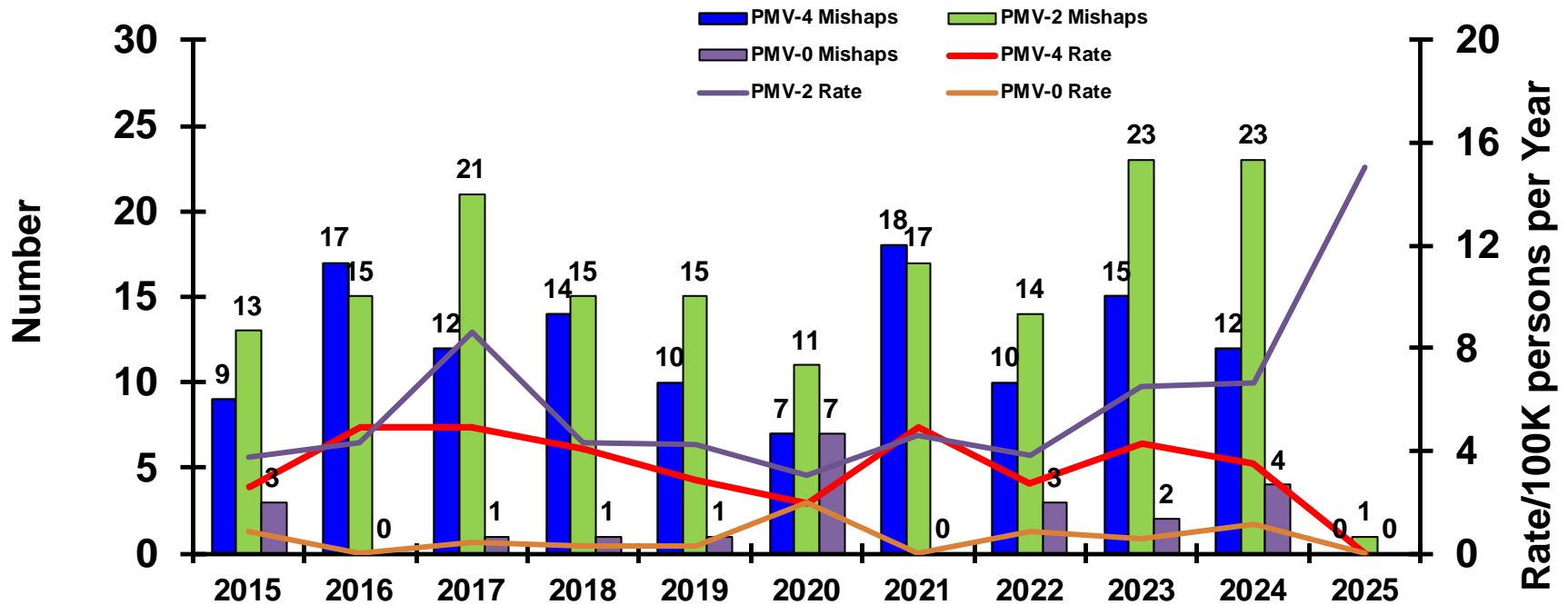
Slide does not show Government Civilian Fatalities: FY25 - 0

	8-Oct-24	8-Oct-23
CLASS A FATALITIES/FATALITY RATE FY COMPARISON:	0/0.00	0/0.00
FY24 FATALITIES/FATALITY RATE:	8/2.31	
10-YEAR AVERAGE (FY15-FY24) FATALITIES/FATALITY RATE:	9.50/2.94	

*see last slide for definition of UCI/LCI



CLASS 'A' - PRIVATE MOTOR VEHICLES (PMV) MISHAPS

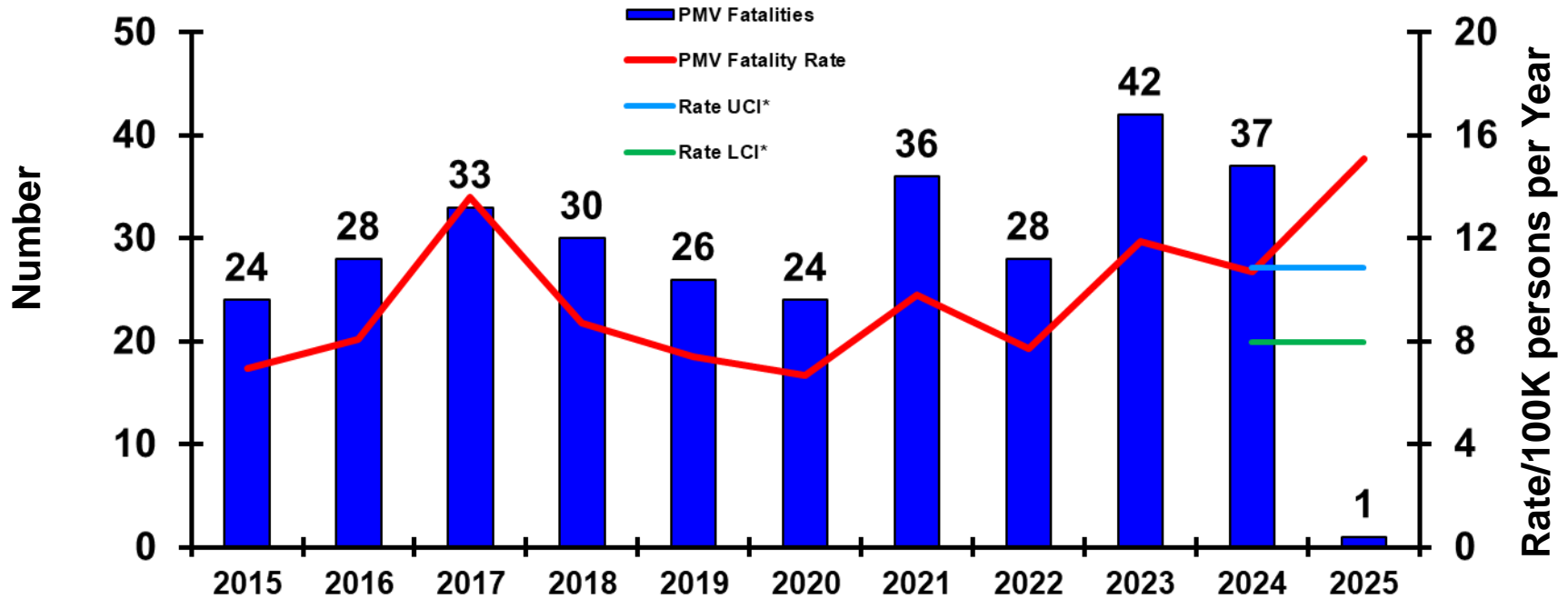


	PMV-4		PMV-2		PMV-0	
	8-Oct-24	8-Oct-23	8-Oct-24	8-Oct-23	8-Oct-24	8-Oct-23
CLASS A MISHAPS/MISHAP RATE FY COMPARISON:	0/0.00	0/0.00	1/15.06	0/0.00	0/0.00	1/15.06
FY24 MISHAPS/MISHAP RATE:	12/3.47		23/6.64		4/1.16	
10-YEAR AVERAGE (FY15-FY24) MISHAPS/MISHAP RATE:	12.40/3.66		16.70/5.00		2.20/0.64	

*see last slide for definition of UCI/LCI



CLASS 'A' – PRIVATE MOTOR VEHICLE (PMV) FATALITIES

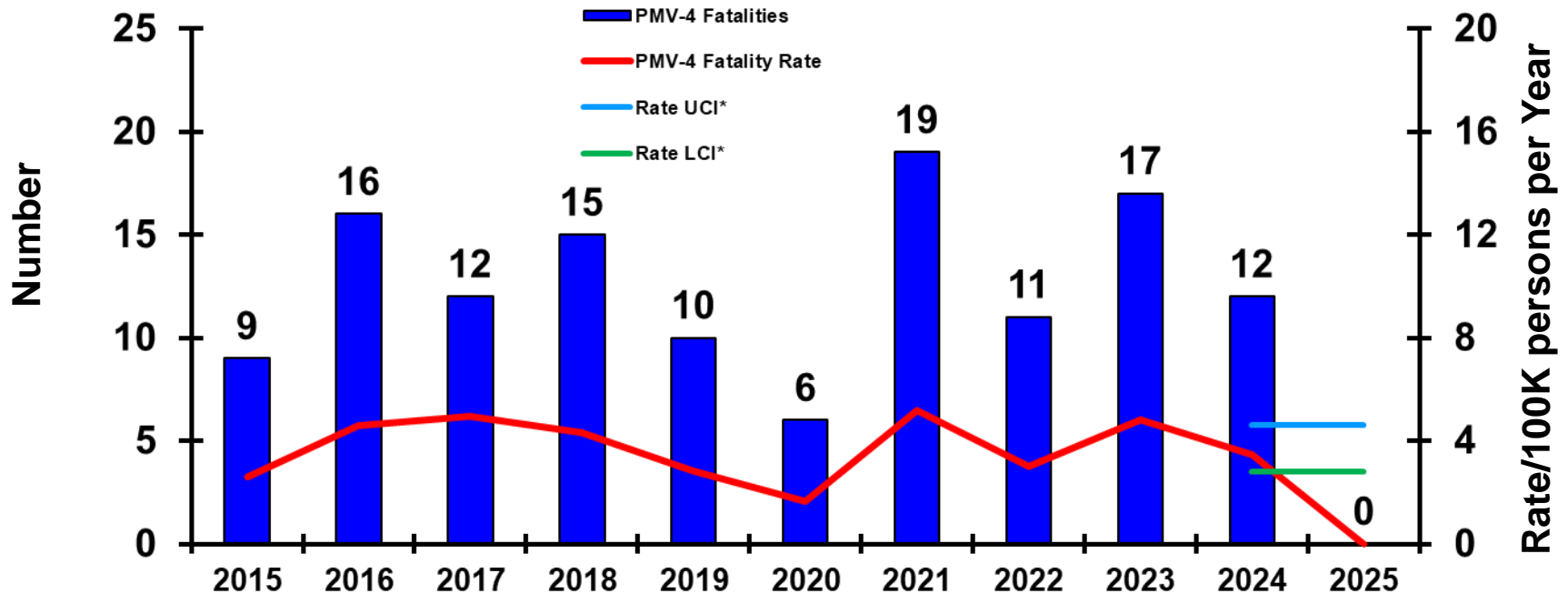


	8-Oct-24	8-Oct-23
CLASS A FATALITIES/FATALITY RATE FY COMPARISON:	1/15.06	0/0.00
FY24 FATALITIES/FATALITY RATE:	37/10.68	
10-YEAR AVERAGE (FY15-FY24) FATALITIES/FATALITY RATE:	30.80/9.14	

*see last slide for definition of UCI/LCI



CLASS 'A' - AUTOMOBILE (PMV-4) FATALITIES

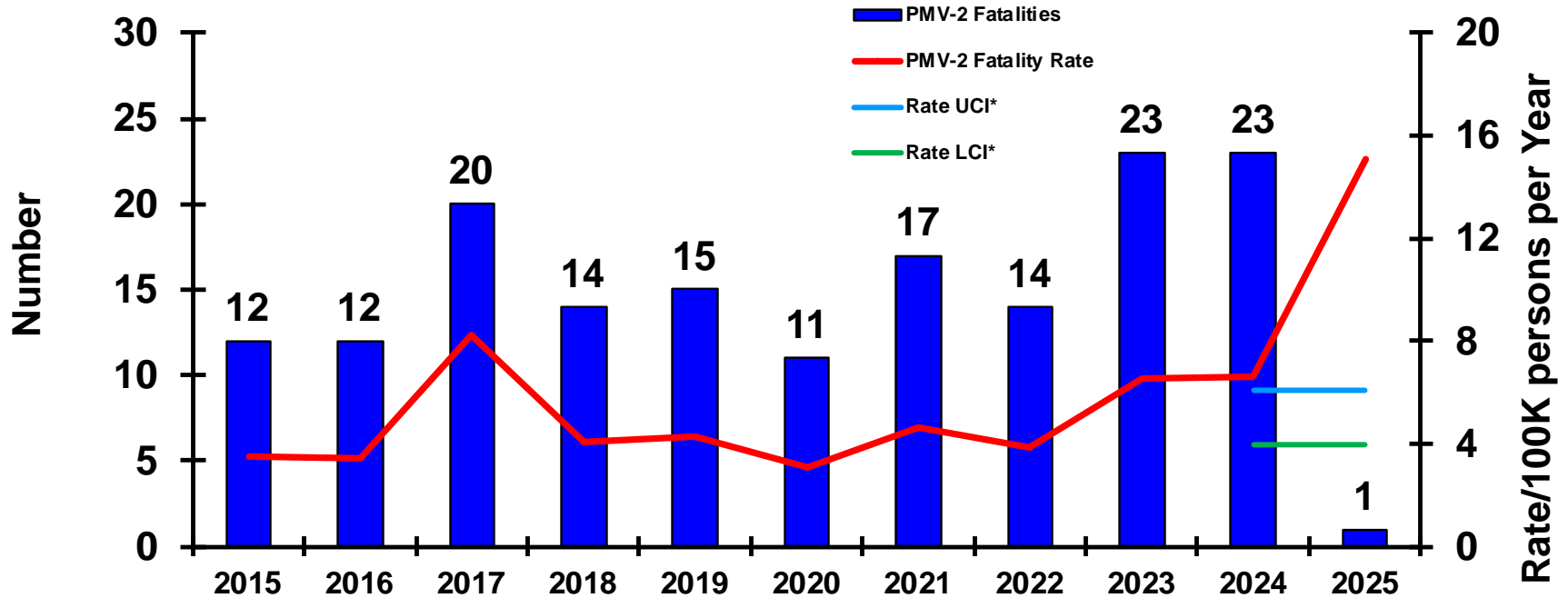


	8-Oct-24	8-Oct-23
CLASS A FATALITIES/FATALITY RATE FY COMPARISON:	0/0.00	0/0.00
FY24 FATALITIES/FATALITY RATE:	12/3.47	
10-YEAR AVERAGE (FY15-FY24) FATALITIES/FATALITY RATE:	12.70/3.75	

*see last slide for definition of UCI/LCI



CLASS 'A' - MOTORCYCLE (PMV-2) FATALITIES

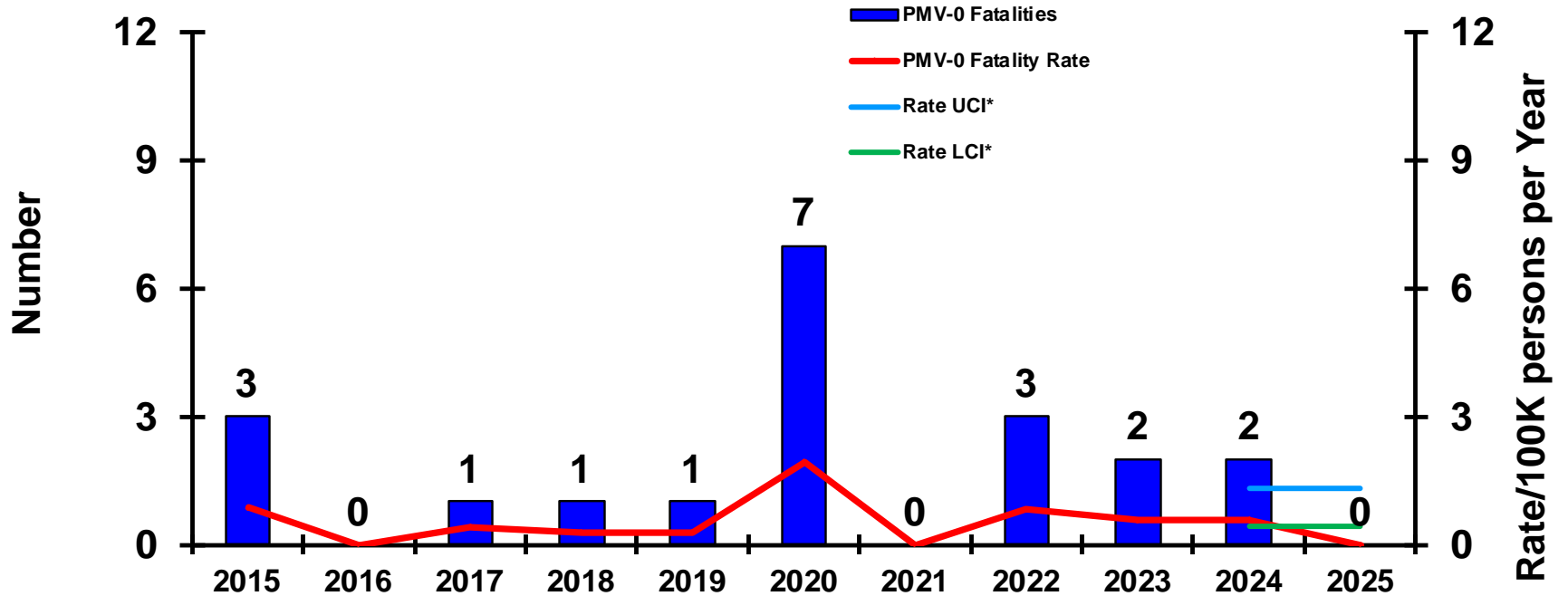


	8-Oct-24	8-Oct-23
CLASS A FATALITIES/FATALITY RATE FY COMPARISON:	1/15.06	0/0.00
FY24 FATALITIES/FATALITY RATE:	23/6.64	
10-YEAR AVERAGE (FY15-FY24) FATALITIES/FATALITY RATE:	16.10/4.81	

*see last slide for definition of UCI/LCI



CLASS 'A' - PEDESTRIAN (PMV-0) FATALITIES

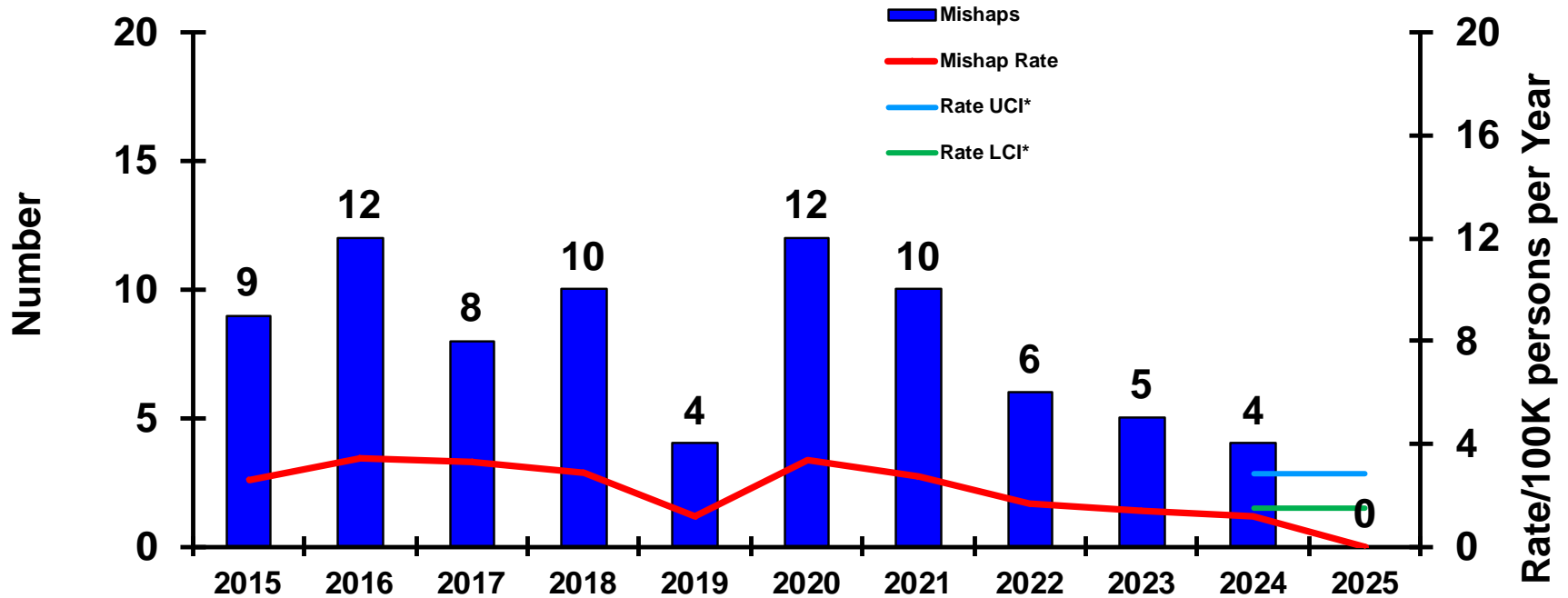


	8-Oct-24	8-Oct-23
CLASS A FATALITIES/FATALITY RATE FY COMPARISON:	0/0.00	0/0.00
FY24 FATALITIES/FATALITY RATE:	2/0.58	
10-YEAR AVERAGE (FY15-FY24) FATALITIES/FATALITY RATE:	2.00/0.58	

*see last slide for definition of UCI/LCI



CLASS 'A' - OFF-DUTY/REC MISHAPS

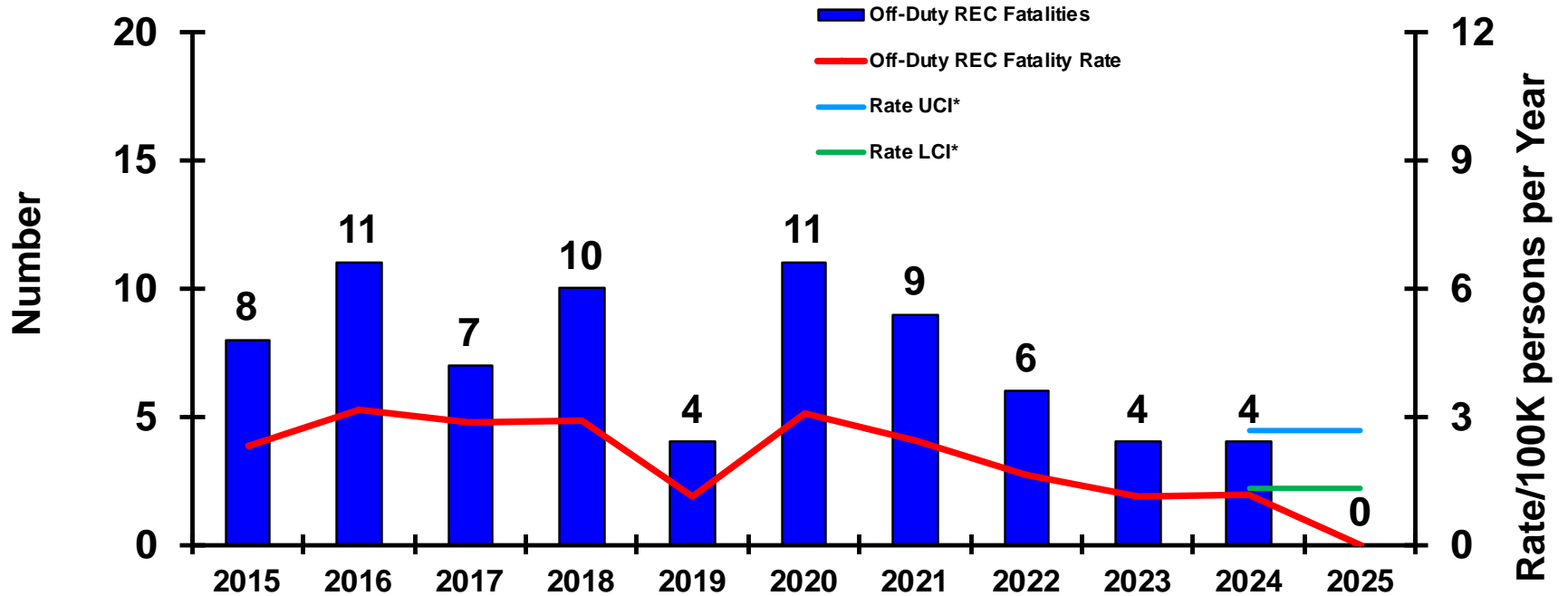


	8-Oct-24	8-Oct-23
CLASS A MISHAPS/MISHAP RATE FY COMPARISON:	0/0.00	0/0.00
FY24 MISHAPS/MISHAP RATE:	4/1.16	
10-YEAR AVERAGE (FY15-FY24) MISHAPS/MISHAP RATE:	8.00/2.37	

*see last slide for definition of UCI/LCI



CLASS 'A' - OFF-DUTY/REC FATALITIES

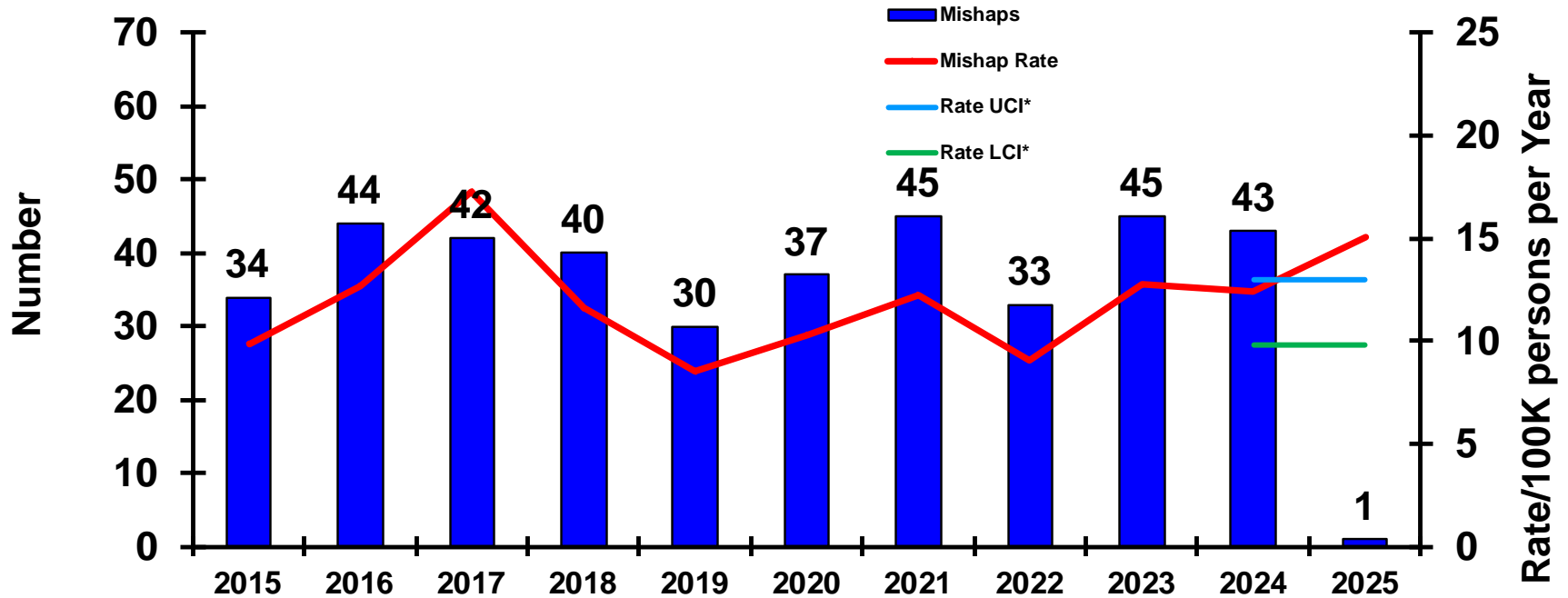


	8-Oct-24	8-Oct-23
CLASS A FATALITIES/FATALITY RATE FY COMPARISON:	0/0.00	0/0.00
FY24 FATALITIES/FATALITY RATE:	4/1.16	
10-YEAR AVERAGE (FY15-FY24) FATALITIES/FATALITY RATE:	7.40/2.18	

*see last slide for definition of UCI/LCI



CLASS 'A' - OFF-DUTY MISHAPS

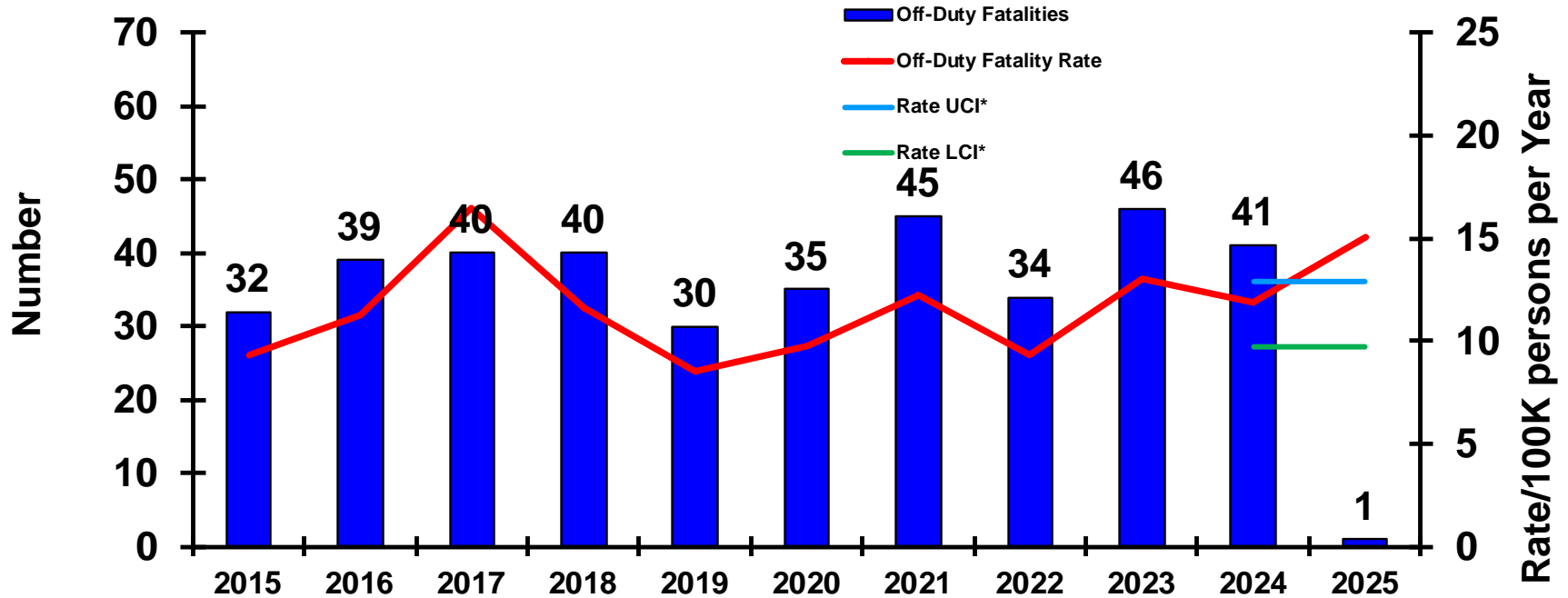


	8-Oct-24	8-Oct-23
CLASS A MISHAPS/MISHAP RATE FY COMPARISON:	1/15.06	0/0.00
FY24 MISHAPS/MISHAP RATE:	43/12.42	
10-YEAR AVERAGE (FY15-FY24) MISHAPS/MISHAP RATE:	39.30/11.67	

*see last slide for definition of UCI/LCI



CLASS 'A' OFF-DUTY FATALITIES



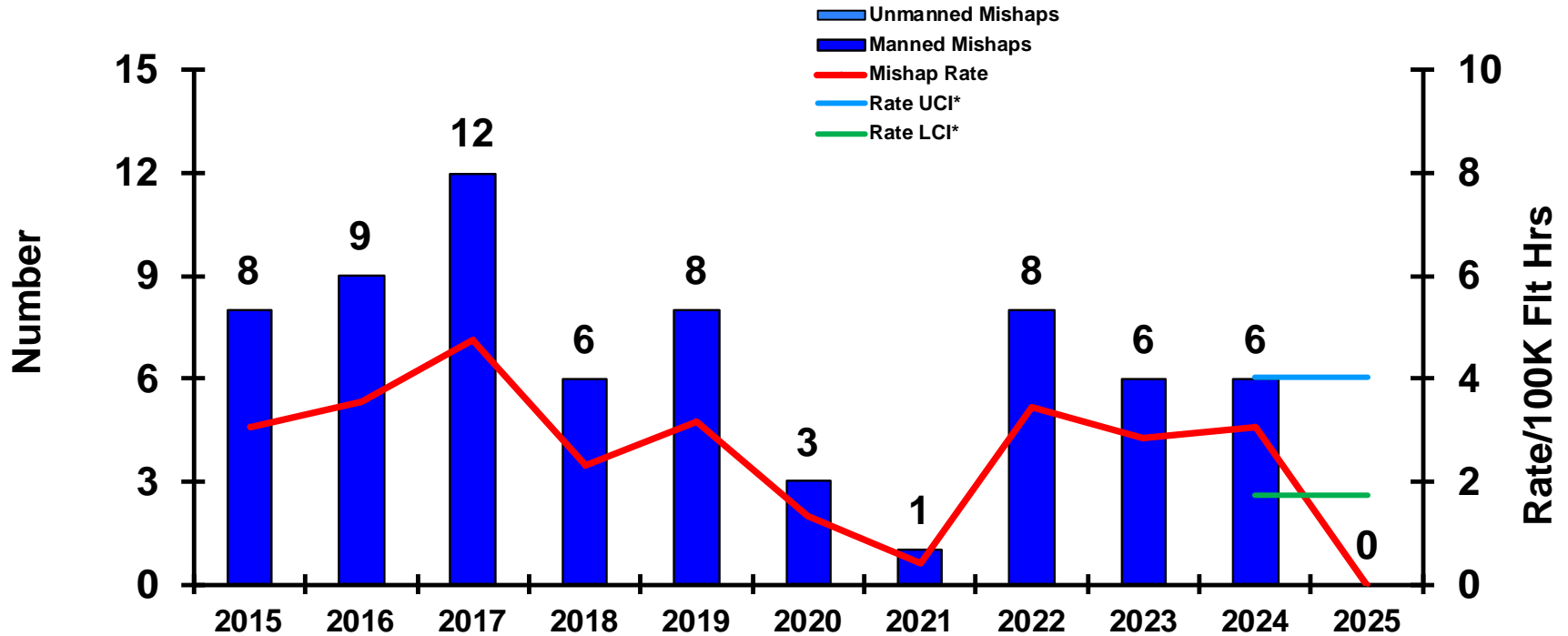
Slide does not show Government Civilian Fatalities: FY25 - 0

	8-Oct-24	8-Oct-23
CLASS A FATALITIES/FATALITY RATE FY COMPARISON:	1/15.06	0/0.00
FY24 FATALITIES/FATALITY RATE:	41/11.84	
10-YEAR AVERAGE (FY15-FY24) FATALITIES/FATALITY RATE:	38.20/11.32	

*see last slide for definition of UCI/LCI



CLASS 'A' - AVIATION MISHAPS

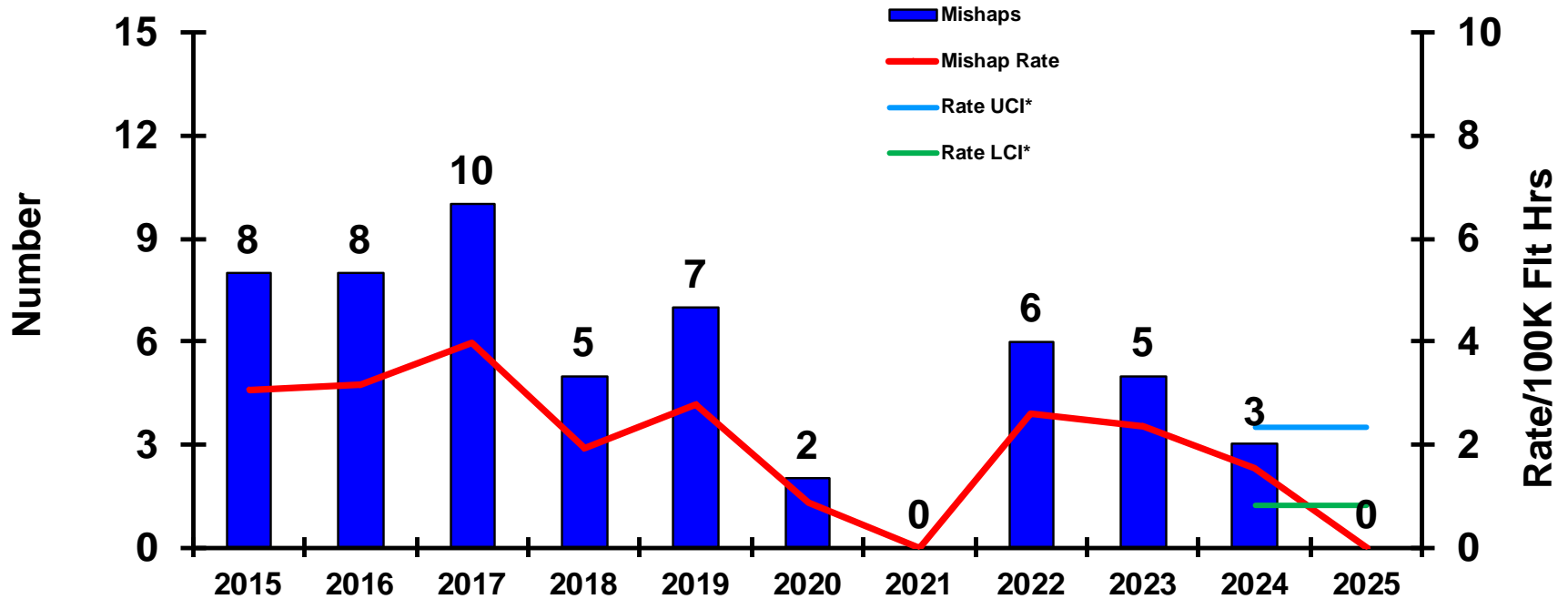


	<u>8-Oct-24</u>	<u>8-Oct-23</u>
CLASS A MISHAPS/MISHAP RATE FY COMPARISON:	0/0.00	0/0.00
FY24 MISHAPS/MISHAP RATE:	6/3.06	
10-YEAR AVERAGE (FY15-FY24) MISHAPS/MISHAP RATE:	6.70/2.54	



CLASS 'A' - FLIGHT MISHAPS

Manned Aircraft Only

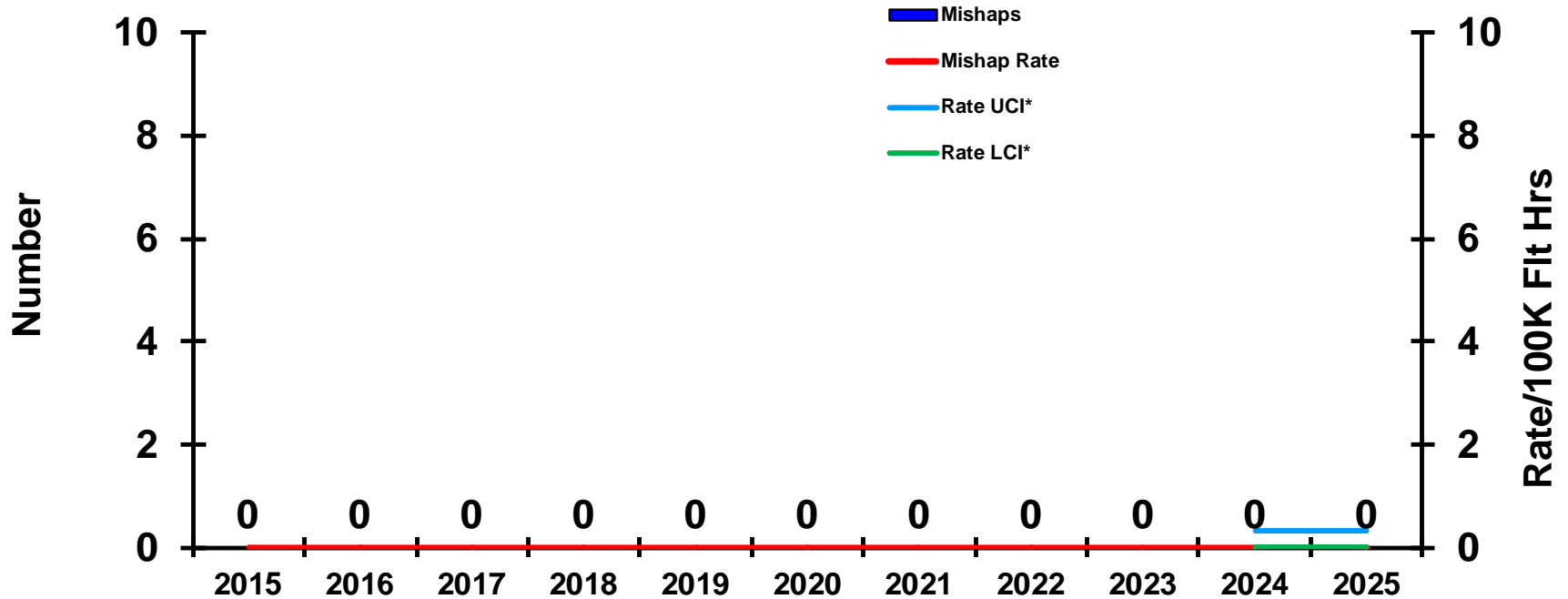


	8-Oct-24	8-Oct-23
CLASS A MISHAPS/MISHAP RATE FY COMPARISON:	0/0.00	0/0.00
FY24 MISHAPS/MISHAP RATE:	3/1.53	
10-YEAR AVERAGE (FY15-FY24) MISHAPS/MISHAP RATE:	5.40/2.22	



CLASS 'A' - FLIGHT-RELATED (FREL) MISHAPS

Manned Aircraft Only

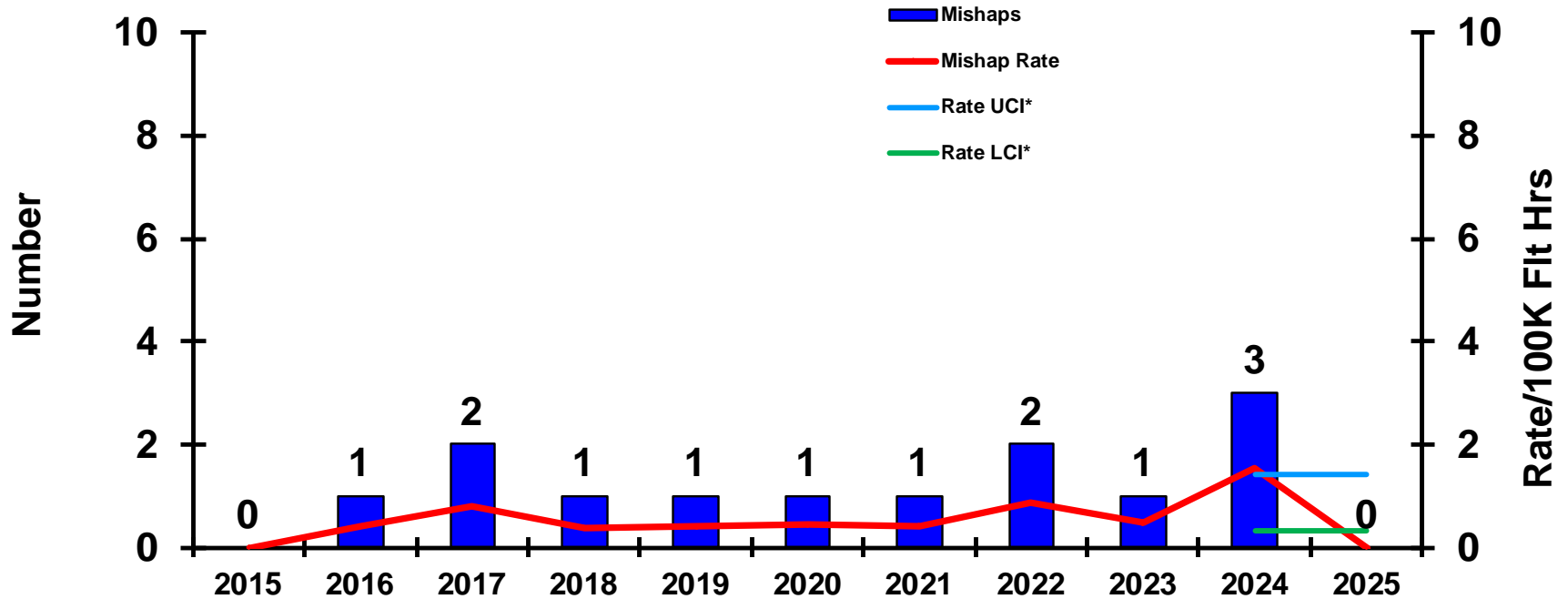


	<u>8-Oct-24</u>	<u>8-Oct-23</u>
CLASS A MISHAPS/MISHAP RATE FY COMPARISON:	0/0.00	0/0.00
FY24 MISHAPS/MISHAP RATE:	0/0.00	
10-YEAR AVERAGE (FY15-FY24) MISHAPS/MISHAP RATE:	0.00/0.00	



CLASS 'A' - AVIATION GROUND MISHAPS (AGM)

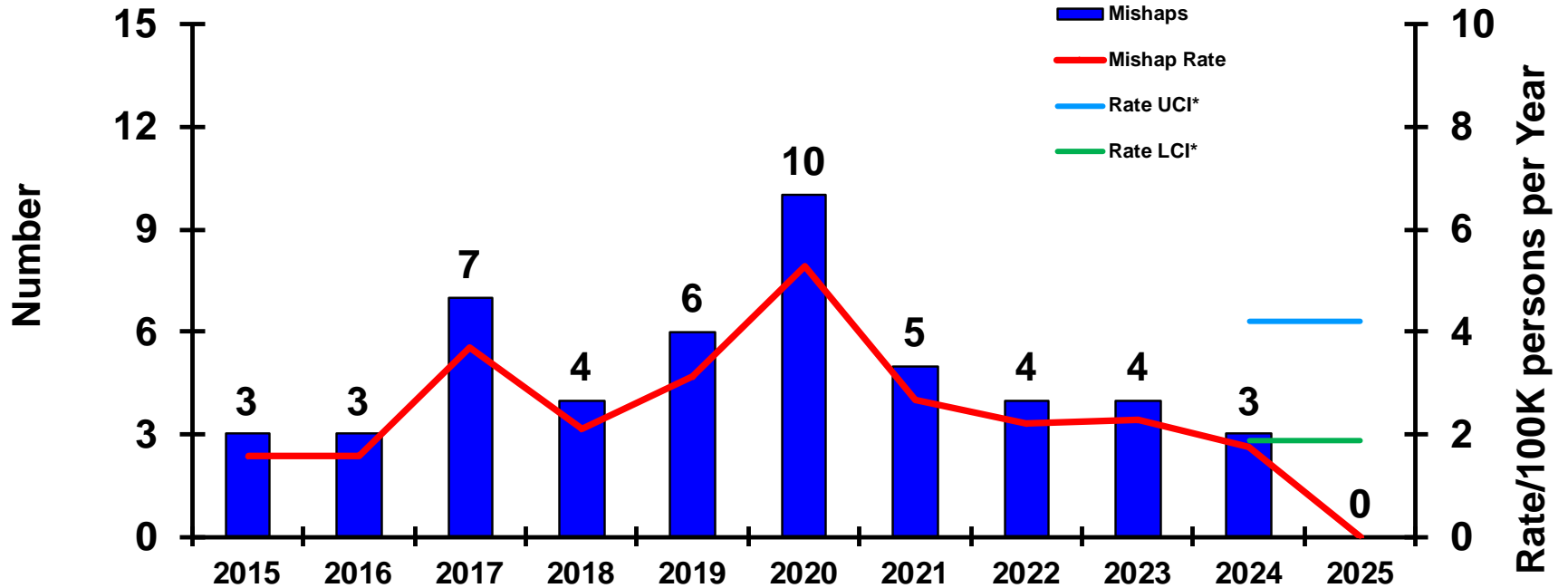
Manned Aircraft Only



	<u>8-Oct-24</u>	<u>8-Oct-23</u>
CLASS A MISHAPS/MISHAP RATE FY COMPARISON:	0/0.00	0/0.00
FY24 MISHAPS/MISHAP RATE:	3/1.53	
10-YEAR AVERAGE (FY15-FY24) MISHAPS/MISHAP RATE:	1.30/0.57	



CLASS 'A' - GROUND ON-DUTY MISHAPS

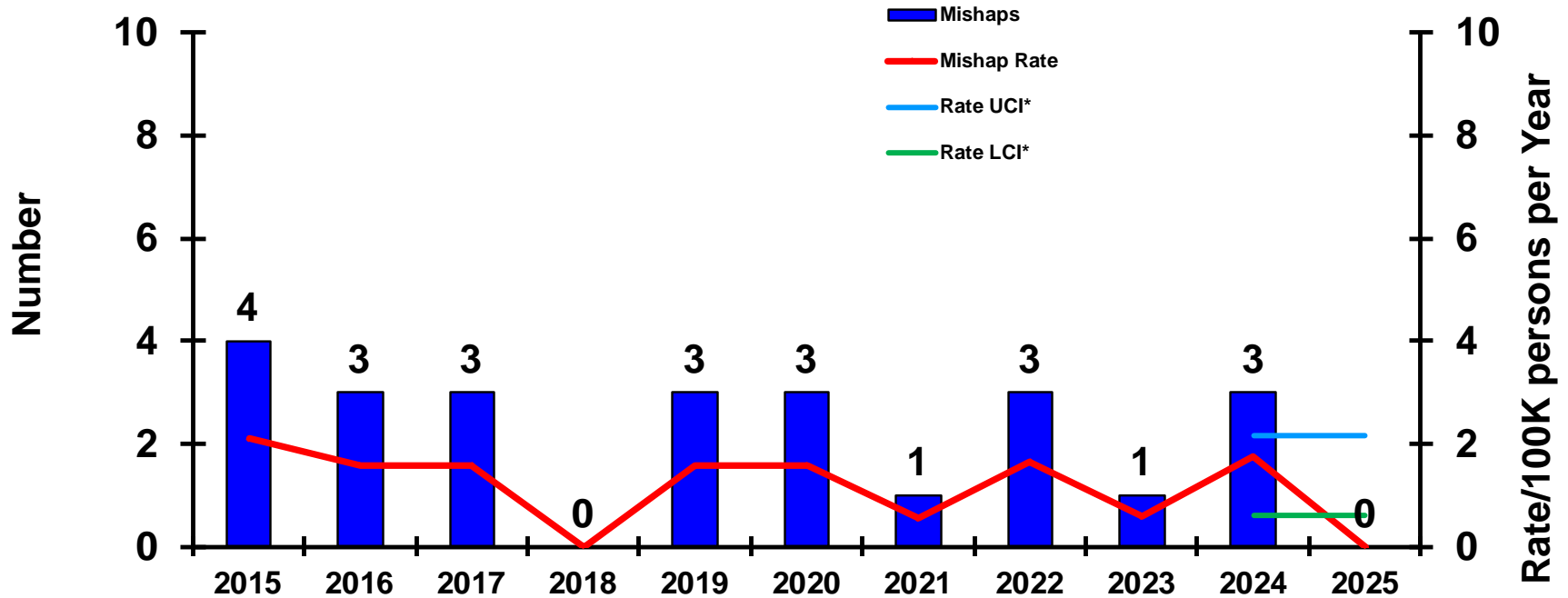


	8-Oct-24	8-Oct-23
CLASS A MISHAPS/MISHAP RATE FY COMPARISON:	0/0.00	1/30.21
FY24 MISHAPS/MISHAP RATE:	3/1.74	
10-YEAR AVERAGE (FY15-FY24) MISHAPS/MISHAP RATE:	4.90/2.62	

*see last slide for definition of UCI/LCI



CLASS 'A' - ON-DUTY MOTOR VEHICLE (MV) MISHAPS

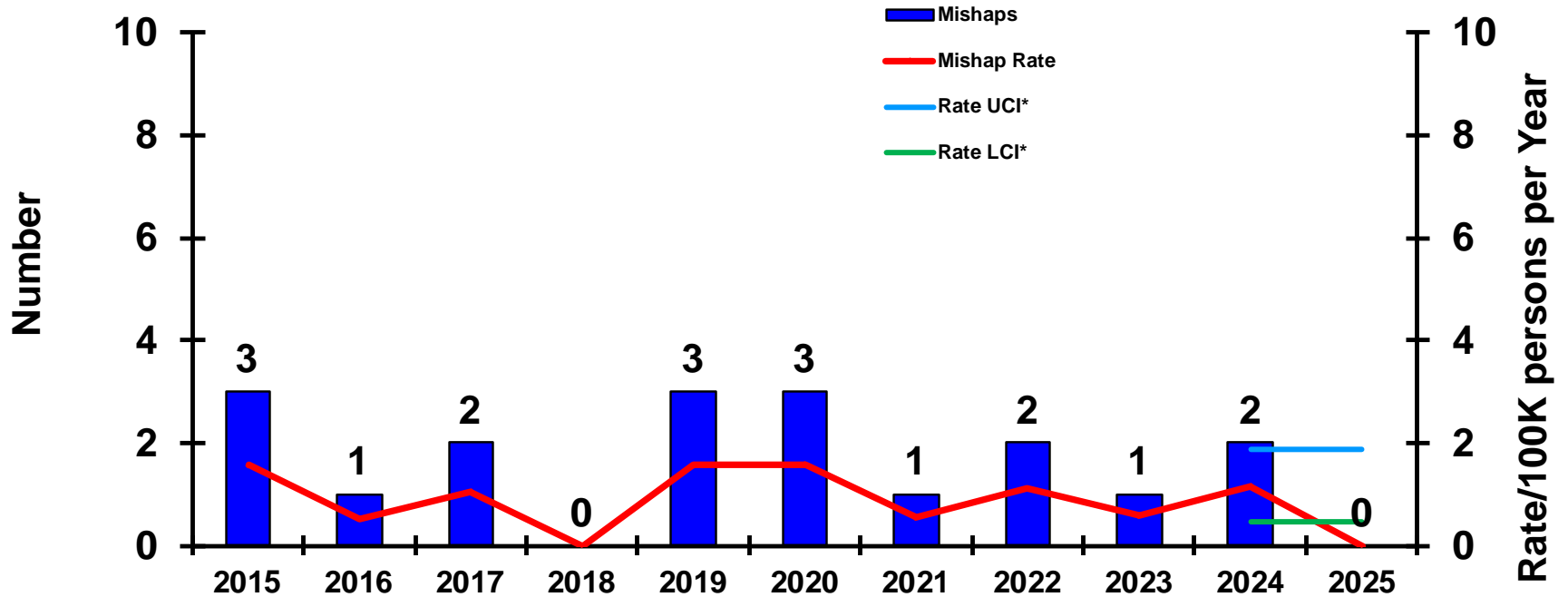


	8-Oct-24	8-Oct-23
CLASS A MISHAPS/MISHAP RATE FY COMPARISON:	0/0.00	0/0.00
FY24 MISHAPS/MISHAP RATE:	3/1.74	
10-YEAR AVERAGE (FY15-FY24) MISHAPS/MISHAP RATE:	2.40/1.29	

*see last slide for definition of UCI/LCI



CLASS 'A' – TACTICAL VEHICLE (TACVEH) MISHAPS

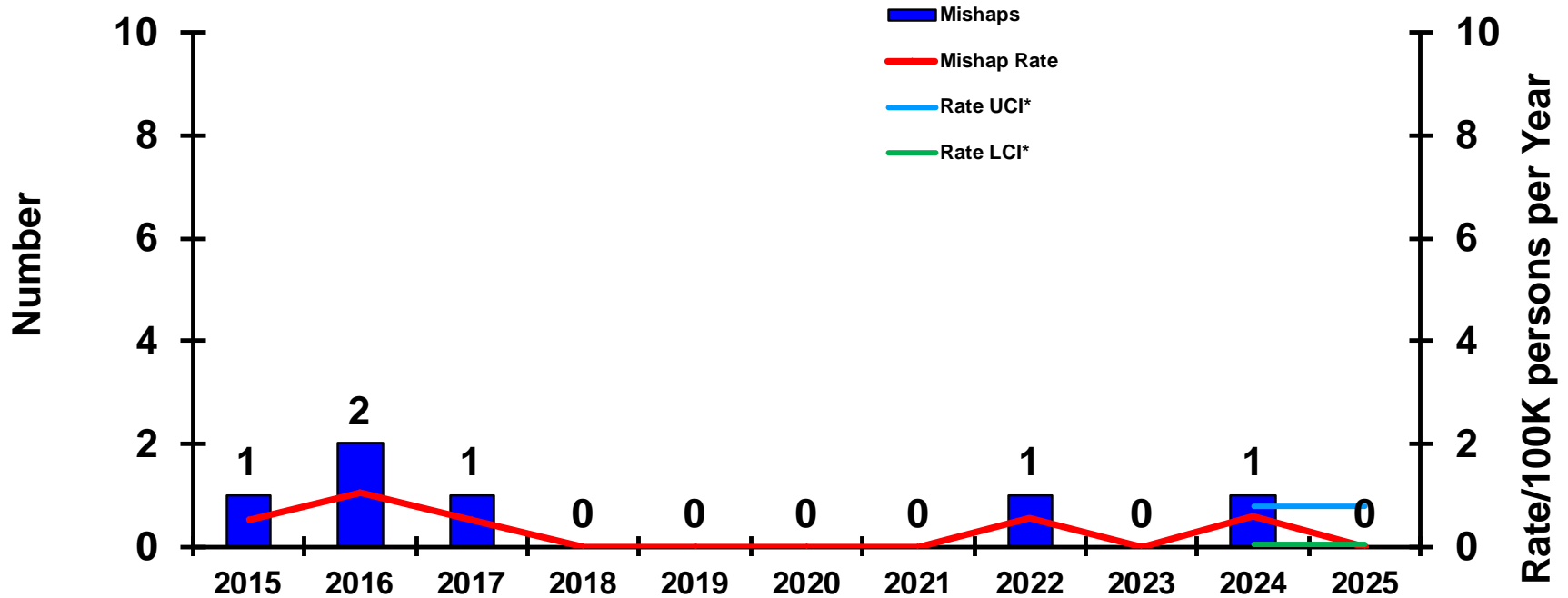


	8-Oct-24	8-Oct-23
CLASS A MISHAPS/MISHAP RATE FY COMPARISON:	0/0.00	0/0.00
FY24 MISHAPS/MISHAP RATE:	2/1.16	
10-YEAR AVERAGE (FY15-FY24) MISHAPS/MISHAP RATE:	1.80/0.96	

*see last slide for definition of UCI/LCI



CLASS 'A' – COMMERCIAL VEHICLE (COMMVEH) MISHAPS

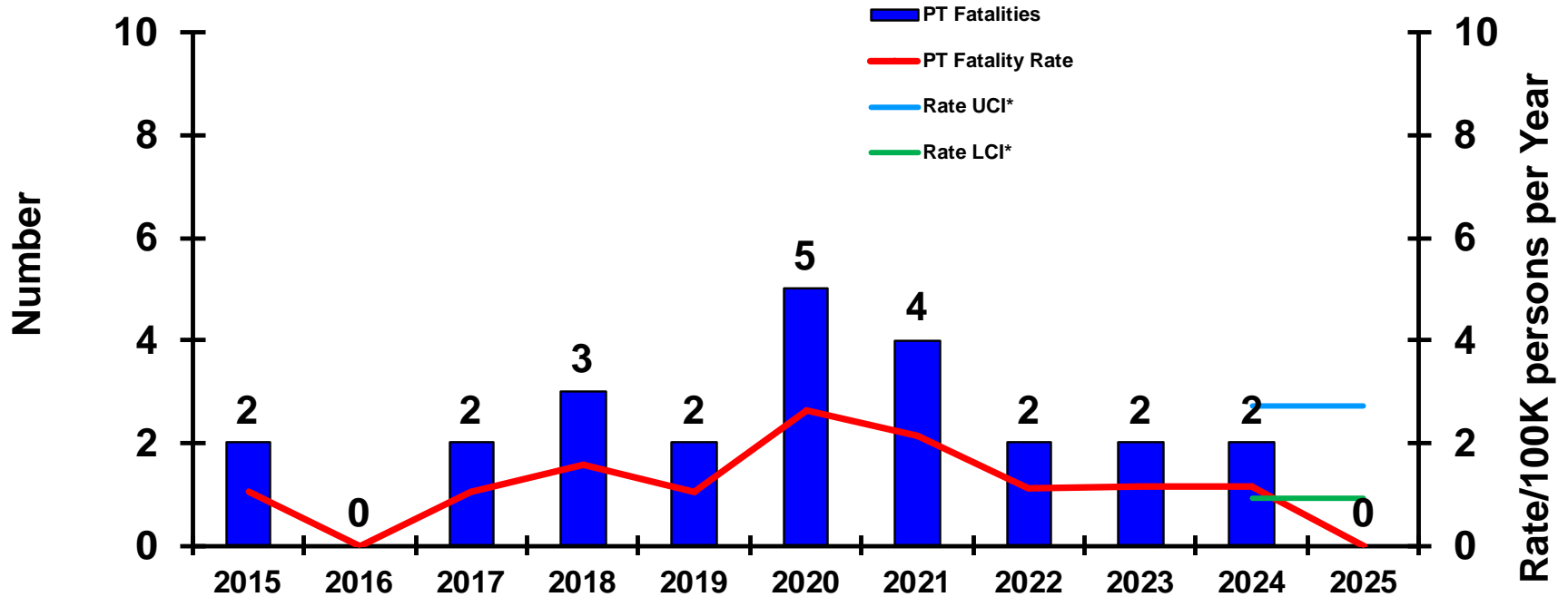


	8-Oct-24	8-Oct-23
CLASS A MISHAPS/MISHAP RATE FY COMPARISON:	0/0.00	0/0.00
FY24 MISHAPS/MISHAP RATE:	1/0.58	
10-YEAR AVERAGE (FY15-FY24) MISHAPS/MISHAP RATE:	0.60/0.32	

*see last slide for definition of UCI/LCI



CLASS 'A' - PHYSICAL TRAINING FATALITIES

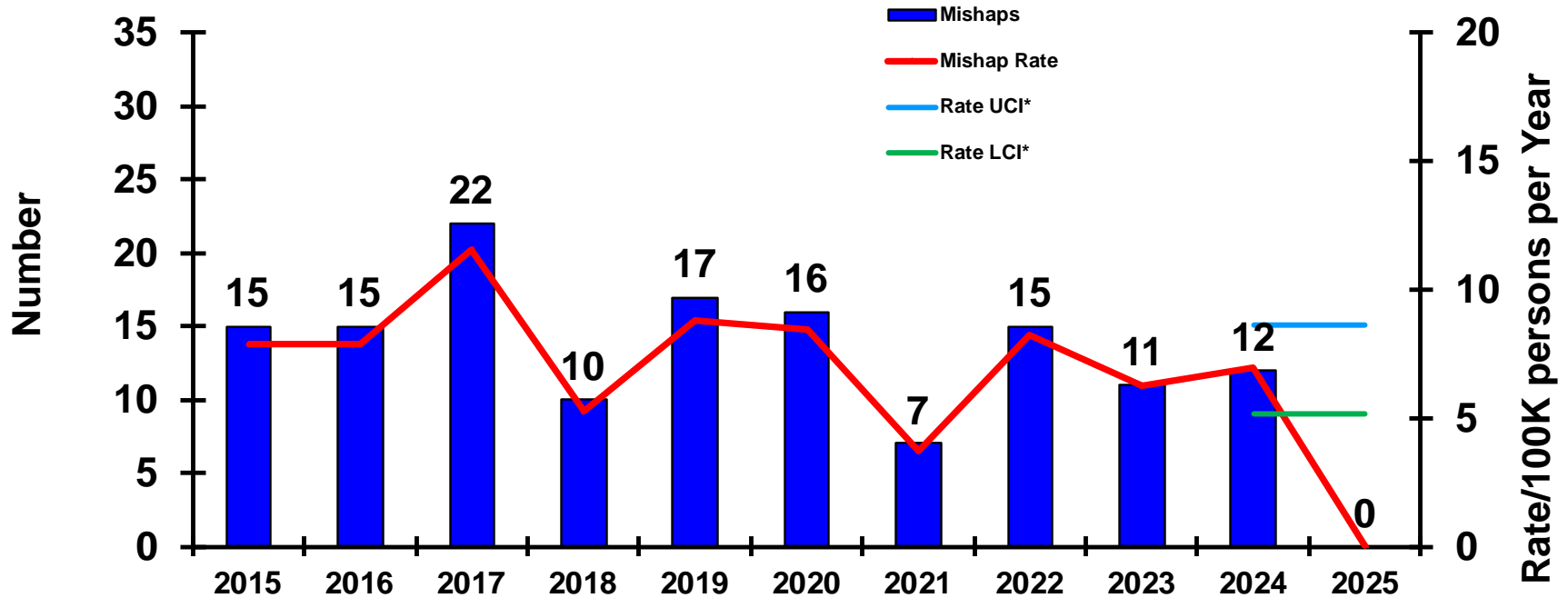


	8-Oct-24	8-Oct-23
CLASS A FATALITIES/FATALITY RATE FY COMPARISON:	0/0.00	1/30.21
FY24 FATALITIES/FATALITY RATE:	2/1.16	
10-YEAR AVERAGE (FY15-FY24) FATALITIES/FATALITY RATE:	2.40/1.29	

*see last slide for definition of UCI/LCI



CLASS 'A' - ON-DUTY MISHAPS

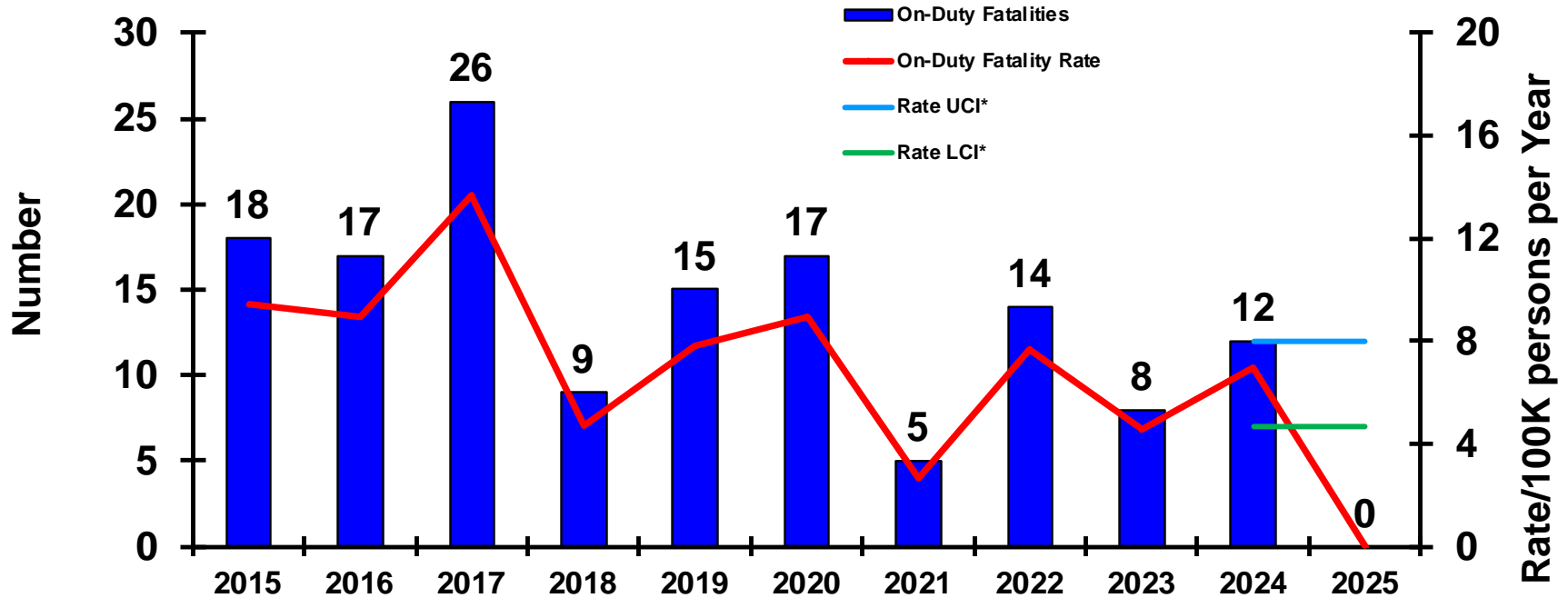


	8-Oct-24	8-Oct-23
CLASS A MISHAPS/MISHAP RATE FY COMPARISON:	0/0.00	1/30.21
FY24 MISHAPS/MISHAP RATE:	12/6.95	
10-YEAR AVERAGE (FY15-FY24) MISHAPS/MISHAP RATE:	14.00/7.50	

*see last slide for definition of UCI/LCI



CLASS 'A' - ON-DUTY FATALITIES



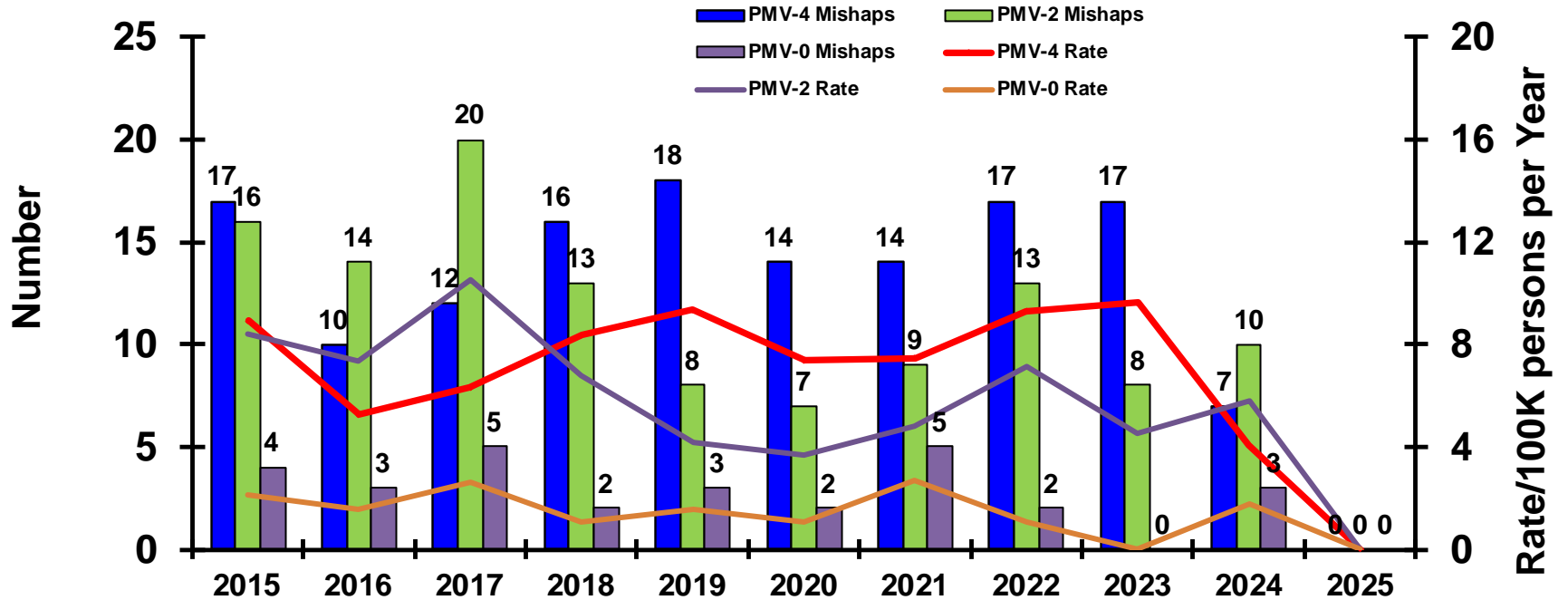
Slide does not show Government Civilian Fatalities: FY25 - 0

	8-Oct-24	8-Oct-23
CLASS A FATALITIES/FATALITY RATE FY COMPARISON:	0/0.00	1/30.21
FY24 FATALITIES/FATALITY RATE:	12/6.95	
10-YEAR AVERAGE (FY15-FY24) FATALITIES/FATALITY RATE:	14.10/7.53	

*see last slide for definition of UCI/LCI



CLASS 'A' – PRIVATE MOTOR VEHICLE (PMV) MISHAPS

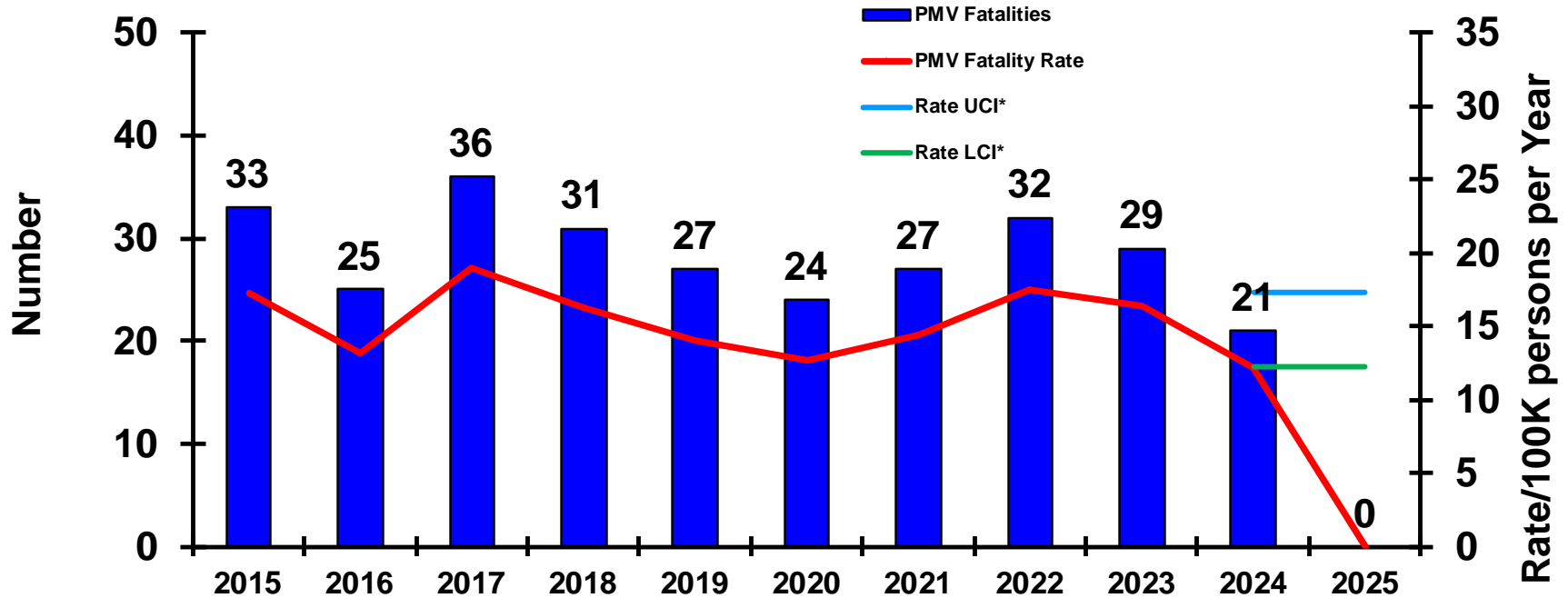


	PMV-4		PMV-2		PMV-0	
	8-Oct-24	8-Oct-23	8-Oct-24	8-Oct-23	8-Oct-24	8-Oct-23
CLASS A MISHAPS/MISHAP RATE FY COMPARISON:	0/0.00	0/0.00	0/0.00	0/0.00	0/0.00	0/0.00
FY24 MISHAPS/MISHAP RATE:	7/4.06		10/5.79		3/1.74	
10-YEAR AVERAGE (FY15-FY24) MISHAPS/MISHAP RATE:	14.20/7.61		11.80/6.32		2.90/1.55	

*see last slide for definition of UCI/LCI



CLASS 'A' – PRIVATE MOTOR VEHICLE (PMV) FATALITIES

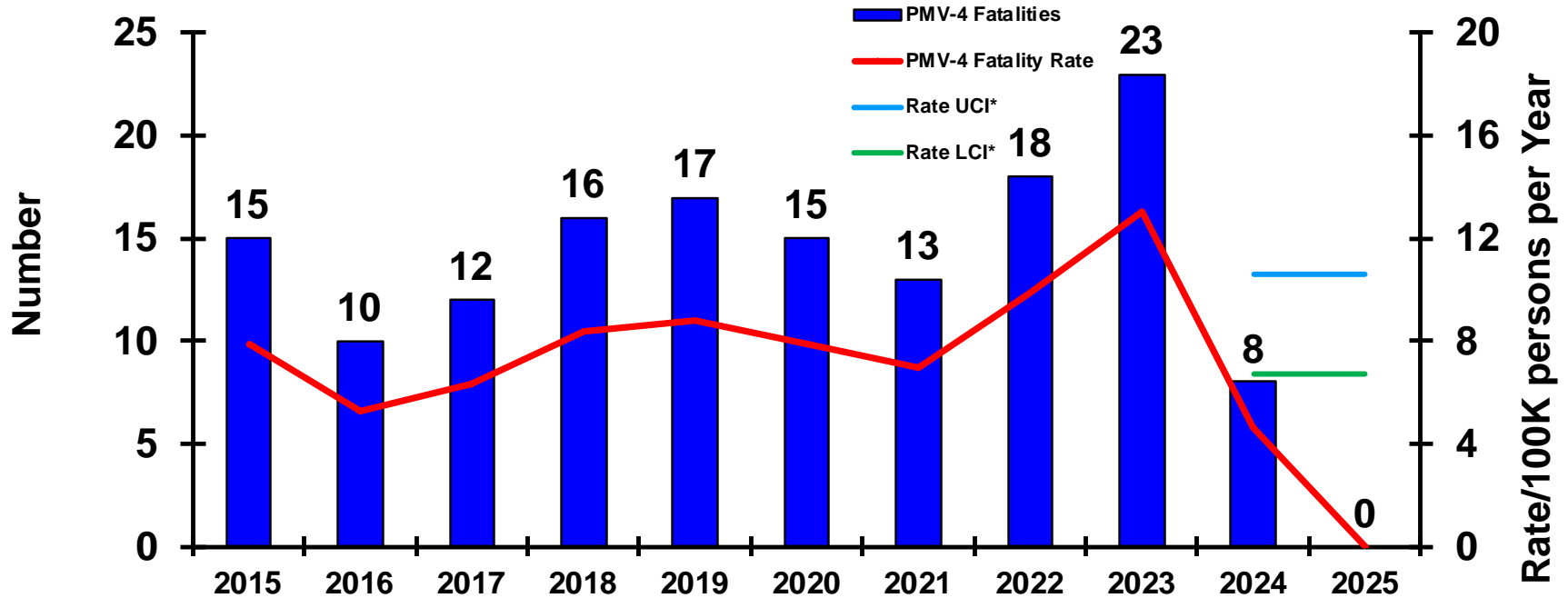


	8-Oct-24	8-Oct-23
CLASS A FATALITIES/FATALITY RATE FY COMPARISON:	0/0.00	0/0.00
FY24 FATALITIES/FATALITY RATE:	21/12.17	
10-YEAR AVERAGE (FY15-FY24) FATALITIES/FATALITY RATE:	28.50/15.29	

*see last slide for definition of UCI/LCI



CLASS 'A' – AUTOMOBILE (PMV-4) FATALITIES

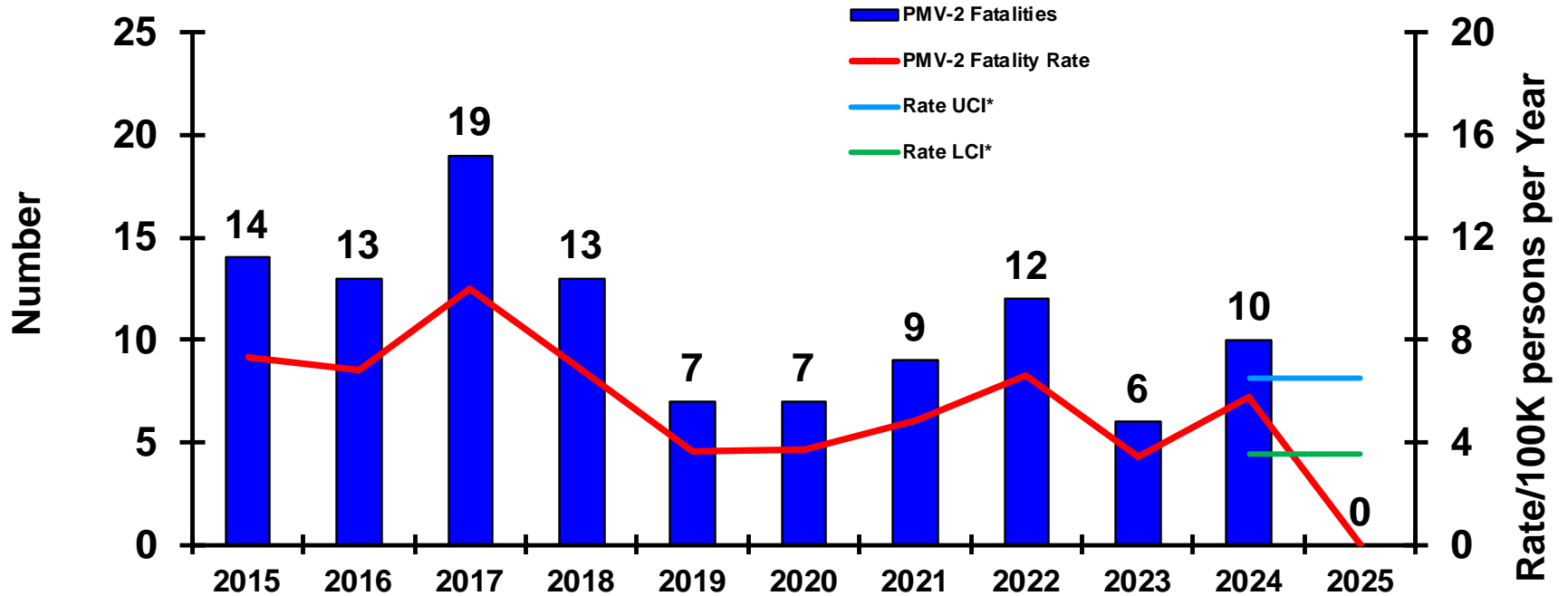


	8-Oct-24	8-Oct-23
CLASS A FATALITIES/FATALITY RATE FY COMPARISON:	0/0.00	0/0.00
FY24 FATALITIES/FATALITY RATE:	8/4.64	
10-YEAR AVERAGE (FY15-FY24) FATALITIES/FATALITY RATE:	14.70/7.90	

*see last slide for definition of UCI/LCI



CLASS 'A' – MOTORCYCLE (PMV-2) FATALITIES

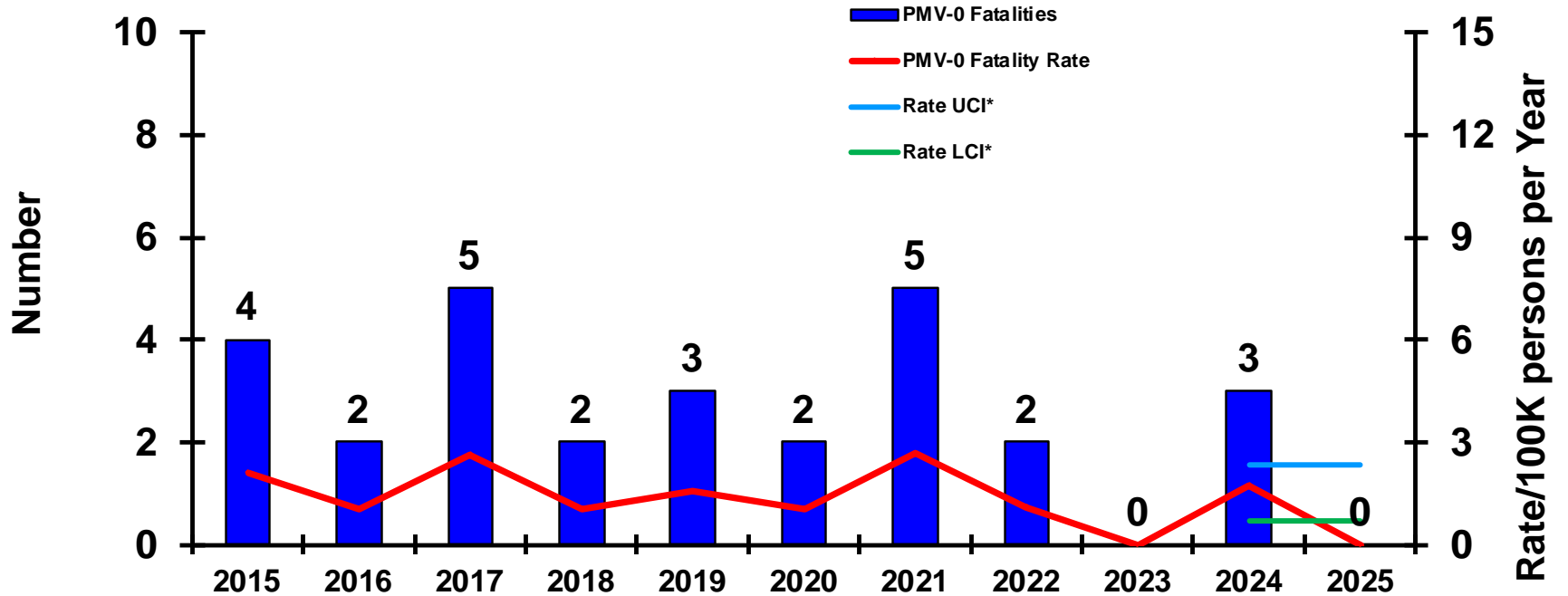


	8-Oct-24	8-Oct-23
CLASS A FATALITIES/FATALITY RATE FY COMPARISON:	0/0.00	0/0.00
FY24 FATALITIES/FATALITY RATE:	10/5.79	
10-YEAR AVERAGE (FY15-FY24) FATALITIES/FATALITY RATE:	11.00/5.89	

*see last slide for definition of UCI/LCI



CLASS 'A' – PEDESTRIAN (PMV-0) FATALITIES

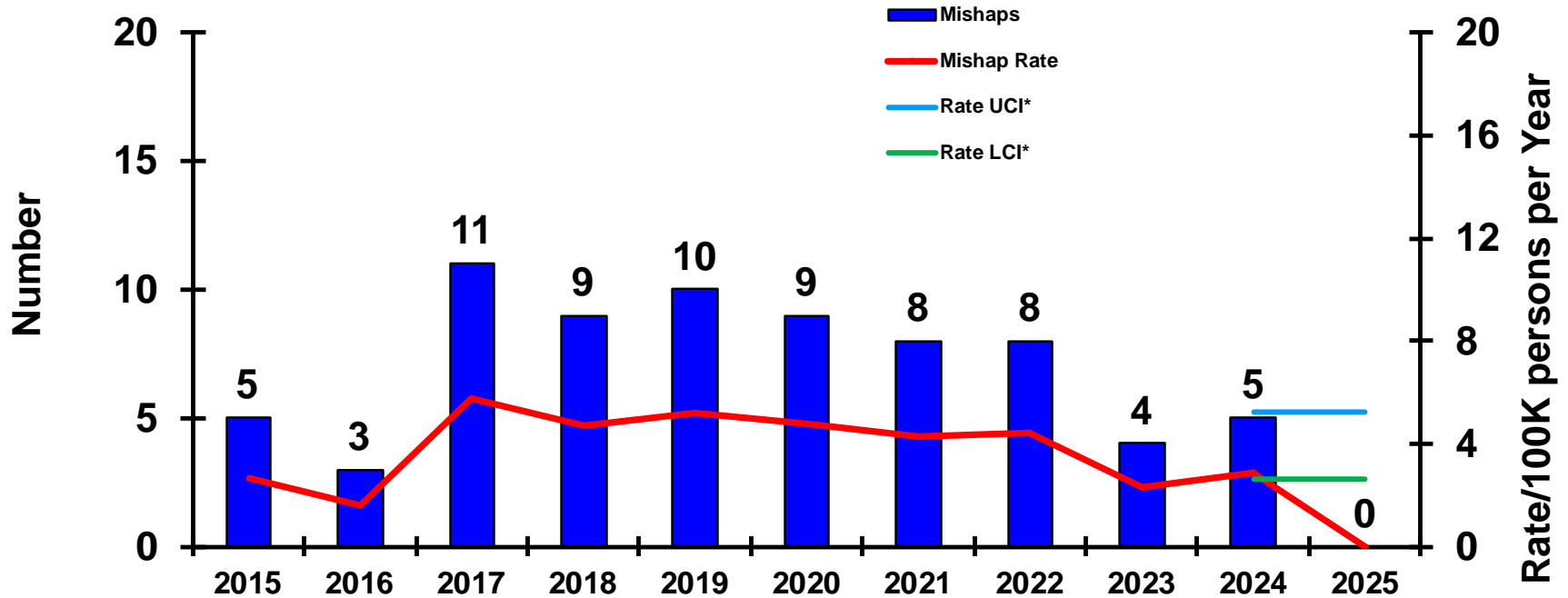


	<u>8-Oct-24</u>	<u>8-Oct-23</u>
CLASS A FATALITIES/FATALITY RATE FY COMPARISON:	0/0.00	0/0.00
FY24 FATALITIES/FATALITY RATE:	3/1.74	
10-YEAR AVERAGE (FY15-FY24) FATALITIES/FATALITY RATE:	2.80/1.49	

*see last slide for definition of UCI/LCI



CLASS 'A' - OFF-DUTY/REC MISHAPS

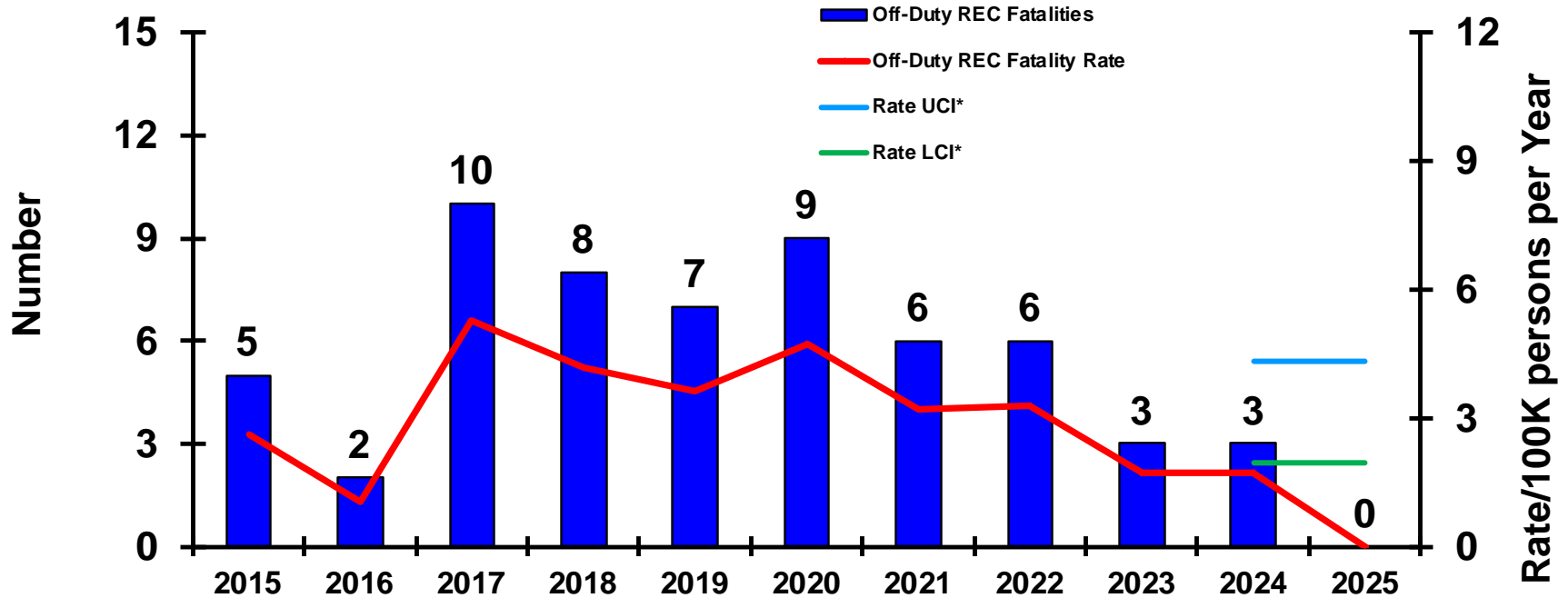


	8-Oct-24	8-Oct-23
CLASS A MISHAPS/MISHAP RATE FY COMPARISON:	0/0.00	0/0.00
FY24 MISHAPS/MISHAP RATE:	5/2.90	
10-YEAR AVERAGE (FY15-FY24) MISHAPS/MISHAP RATE:	7.20/3.85	

*see last slide for definition of UCI/LCI



CLASS 'A' - OFF-DUTY/REC FATALITIES

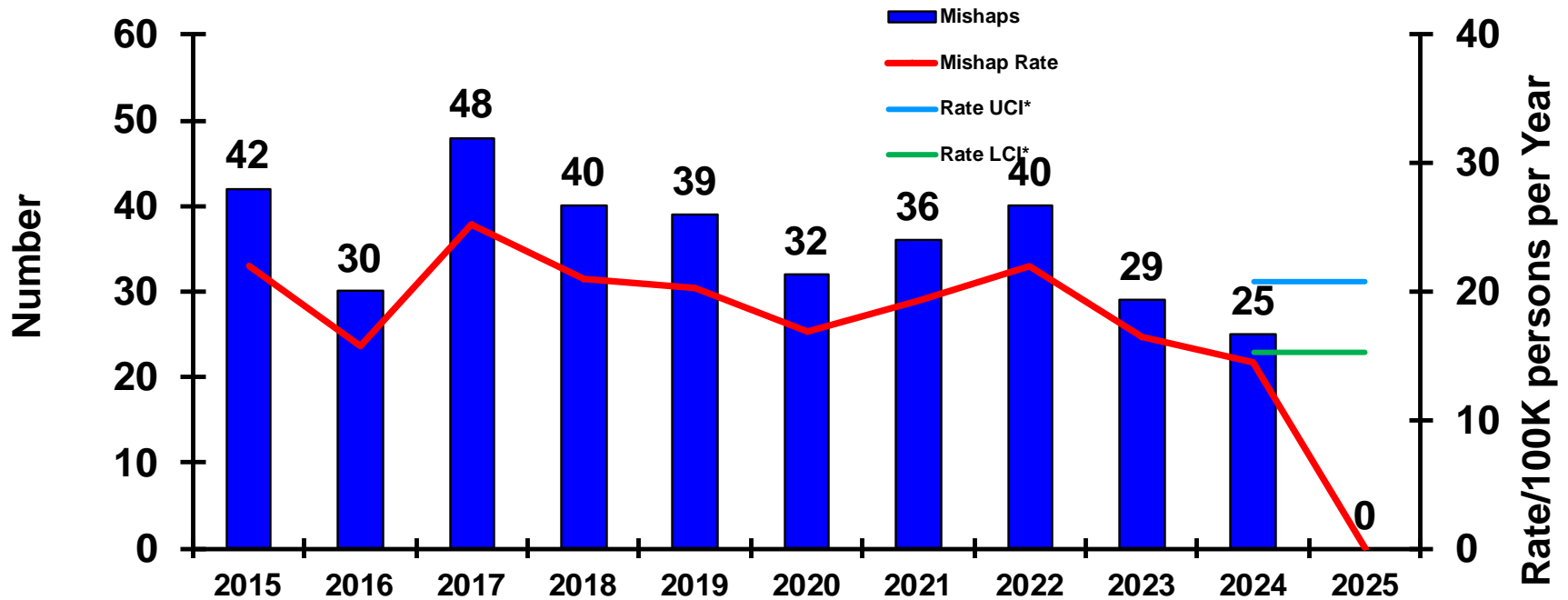


	8-Oct-24	8-Oct-23
CLASS A FATALITIES/FATALITY RATE FY COMPARISON:	0/0.00	0/0.00
FY24 FATALITIES/FATALITY RATE:	3/1.74	
10-YEAR AVERAGE (FY15-FY24) FATALITIES/FATALITY RATE:	5.90/3.14	

*see last slide for definition of UCI/LCI



CLASS 'A' OFF-DUTY MISHAPS

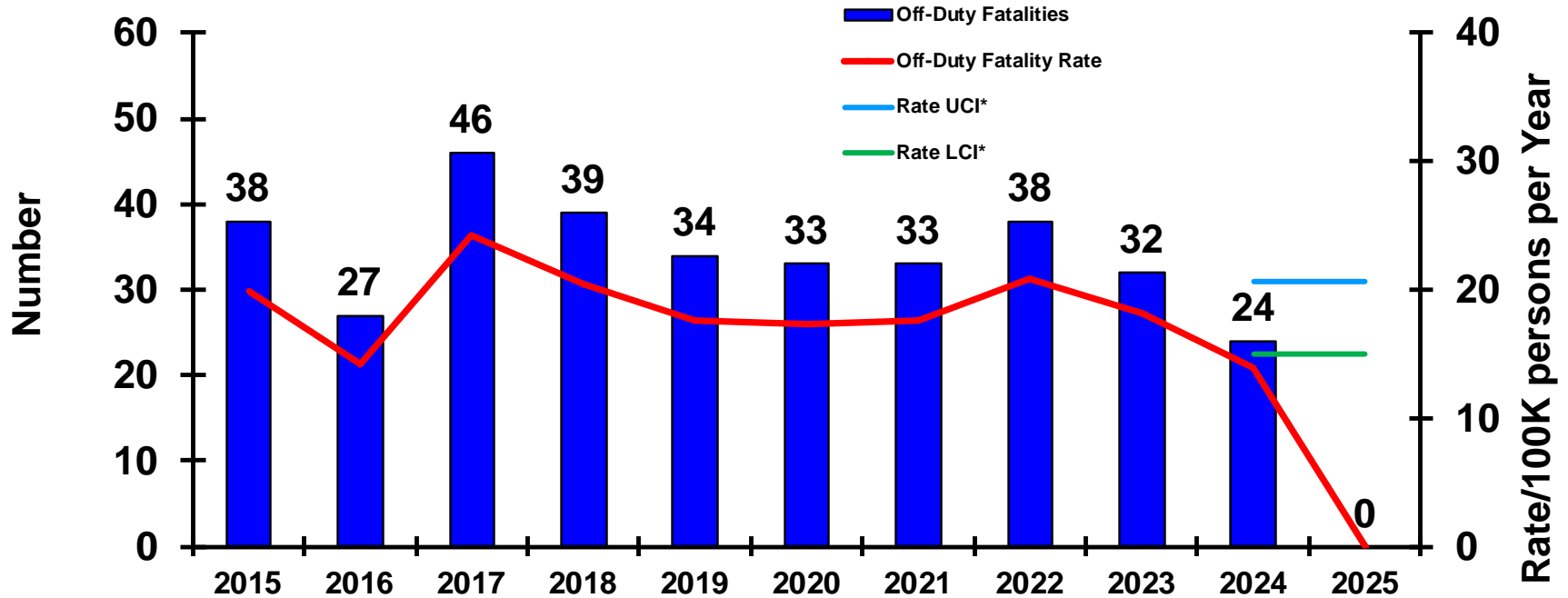


	<u>8-Oct-24</u>	<u>8-Oct-23</u>
CLASS A MISHAPS/MISHAP RATE FY COMPARISON:	0/0.00	0/0.00
FY24 MISHAPS/MISHAP RATE:	25/14.48	
10-YEAR AVERAGE (FY15-FY24) MISHAPS/MISHAP RATE:	36.10/19.32	

*see last slide for definition of UCI/LCI



CLASS 'A' OFF-DUTY FATALITIES



Slide does not show Government Civilian Fatalities: FY25 - 0

	8-Oct-24	8-Oct-23
CLASS A FATALITIES/FATALITY RATE FY COMPARISON:	0/0.00	0/0.00
FY24 FATALITIES/FATALITY RATE:	24/13.91	
10-YEAR AVERAGE (FY15-FY24) FATALITIES/FATALITY RATE:	34.40/18.43	

*see last slide for definition of UCI/LCI



USN - SHORT NARRATIVES

USN CLASS 'A' - AVIATION CLASS A MISHAPS (includes UAS/UAV, FRMs and AGMs not included in the Flight Slide) (0)

- CLASS A FLIGHT MISHAPS (0)
 - NSTR.
- CLASS 'A' FLIGHT-RELATED MISHAPS (FREL) (0)
 - NSTR
- CLASS 'A' AGM MISHAPS (0)
 - NSTR
- CLASS 'A' MISHAP – UAV (0)
 - NSTR

USN CLASS 'A' - AFLOAT MISHAPS (0)

- CLASS A SURFACE SHIP MISHAPS (0)
 - NSTR
- CLASS A SUBMARINE MISHAPS (0)
 - NSTR
- CLASS 'A' DIVING MISHAPS (0)
 - NSTR
- CLASS 'A' MSC AFLOAT MISHAPS (0)
 - NSTR



USN - SHORT NARRATIVES

USN CLASS 'A' - SHORE MISHAPS (0)

- CLASS A SHORE MISHAPS (0)
 - NSTR

- CLASS 'A' PHYSICAL TRAINING MISHAPS (0)
 - NSTR

USN CLASS 'A' - ON-DUTY MOTOR VEHICLE MISHAPS (0)

- CLASS 'A' TACTICAL VEHICLE MISHAPS (0)
 - NSTR

- CLASS 'A' COMMERCIAL VEHICLE MISHAPS (0)
 - NSTR



USN - SHORT NARRATIVES

USN CLASS 'A' - PMV FATALITIES (1)

- PMV-4 FATALITIES (0)
 - NSTR

- PMV-2 FATALITIES (1)
 - 2 Oct 2024 (Kingsland, GA) SVM involved in a motorcycle accident, died at scene.

- PMV-0 FATALITIES (0)
 - NSTR

USN CLASS 'A' USN - OFF-DUTY/RECREATIONAL FATALITIES (0)

- OFF-DUTY/REC FATALITIES (0)
 - NSTR

USN CLASS 'A' - PERMANENT TOTAL DISABILITIES (0)

- NSTR



USMC - SHORT NARRATIVES

USMC CLASS 'A' AVIATION MISHAPS (includes UAS/UAV, FRMs and AGMs not included in the Flight Slide) (0)

- CLASS A FLIGHT MISHAPS (0)
 - NSTR
- CLASS 'A' FLIGHT-RELATED MISHAPS (FREL) (0)
 - NSTR
- CLASS 'A' AGM MISHAPS (0)
 - NSTR
- CLASS 'A' MISHAP – UAV (0)
 - NSTR

USMC CLASS 'A' GROUND MISHAPS (0)

- CLASS A GROUND MISHAPS (0)
 - NSTR
- CLASS A PHYSICAL TRAINING MISHAPS (0)
 - NSTR



USMC - SHORT NARRATIVES

USMC CLASS 'A' ON-DUTY MOTOR VEHICLE MISHAPS (0)

- CLASS 'A' TACTICAL VEHICLE MISHAPS (0)
 - NSTR

- CLASS 'A' COMMERCIAL VEHICLE MISHAPS (0)
 - NSTR

USMC CLASS 'A' PMV FATALITIES (0)

- PMV-4 FATALITIES (0)
 - NSTR

- PMV-2 FATALITIES (0)
 - NSTR

- PMV-0 FATALITIES (0)
 - NSTR



USMC - SHORT NARRATIVES

USMC CLASS 'A' OFF-DUTY/RECREATIONAL FATALITIES (0)

- OFF-DUTY/REC FATALITIES (0)
 - NSTR

USMC CLASS 'A' – PERMANENT TOTAL DISABILITIES (0)

- NSTR



Mishap Confidence Interval



- UCI = Upper Confidence Interval LCI = Lower Confidence Interval
- Rate values above the UCI or below the LCI infer a statistically significant change is probable. This is only an indicator. Significance cannot be determined until end-of-year.
- Values between the UCI and LCI infer that nothing significant has occurred to increase or decrease mishap rate.

(Confidence Interval is based on: Poisson Rate related to a Chi Squared Distribution and calculated using FY16-20 data except for the Lost Work Days and Lost Time Case slides which were based on a normal distribution).