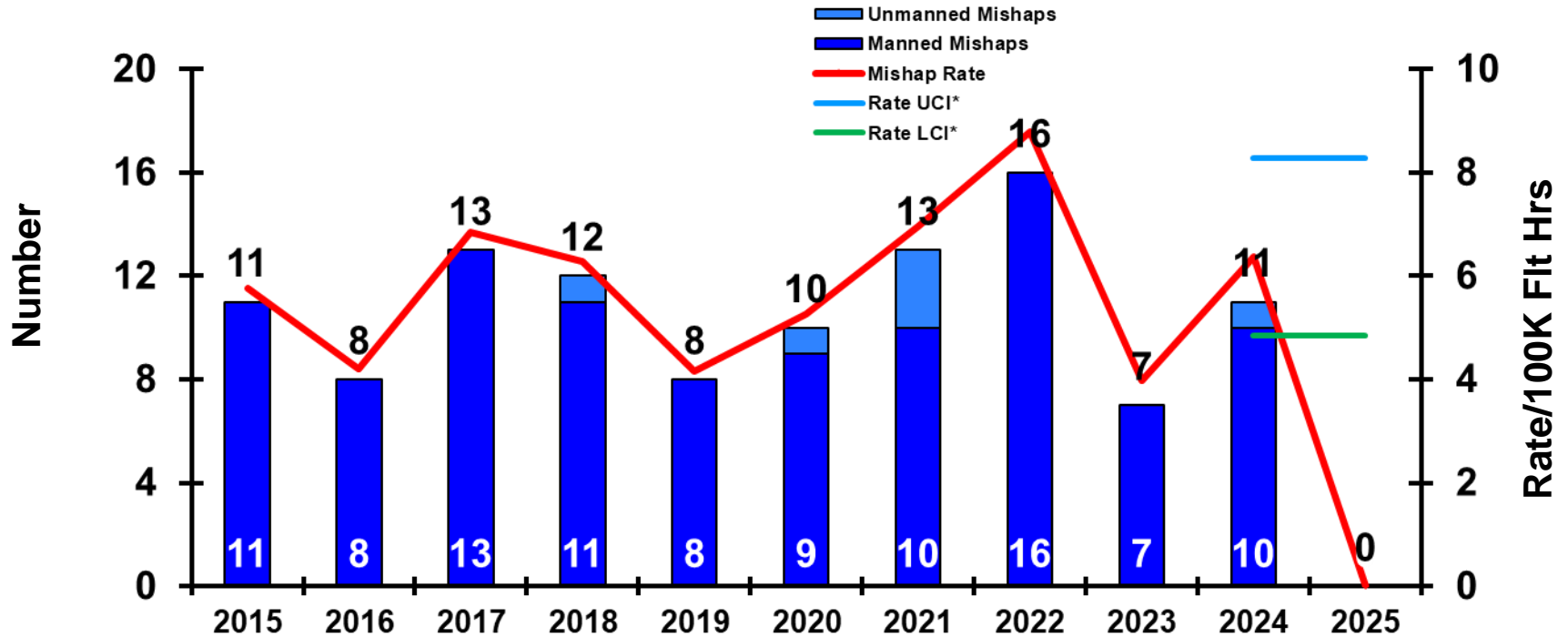




# CLASS 'A' - AVIATION MISHAPS



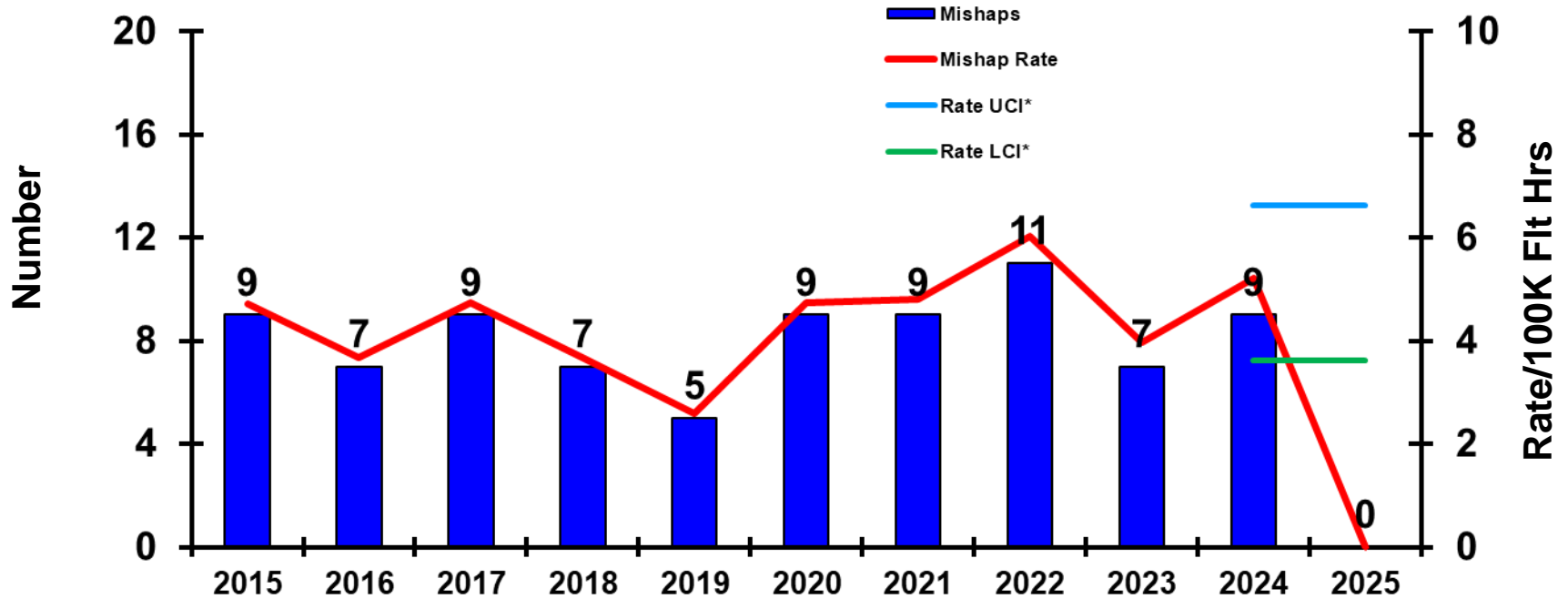
	15-Oct-24	15-Oct-23
<b>CLASS A MISHAPS/MISHAP RATE FY COMPARISON:</b>	0/0.00	0/0.00
<b>FY24 MISHAPS/MISHAP RATE:</b>	11/1.41	
<b>10-YEAR AVERAGE (FY15-FY24) MISHAPS/MISHAP RATE:</b>	10.90/1.20	

\*see last slide for definition of UCI/LCI



# CLASS 'A' - FLIGHT MISHAPS

Manned Aircraft Only



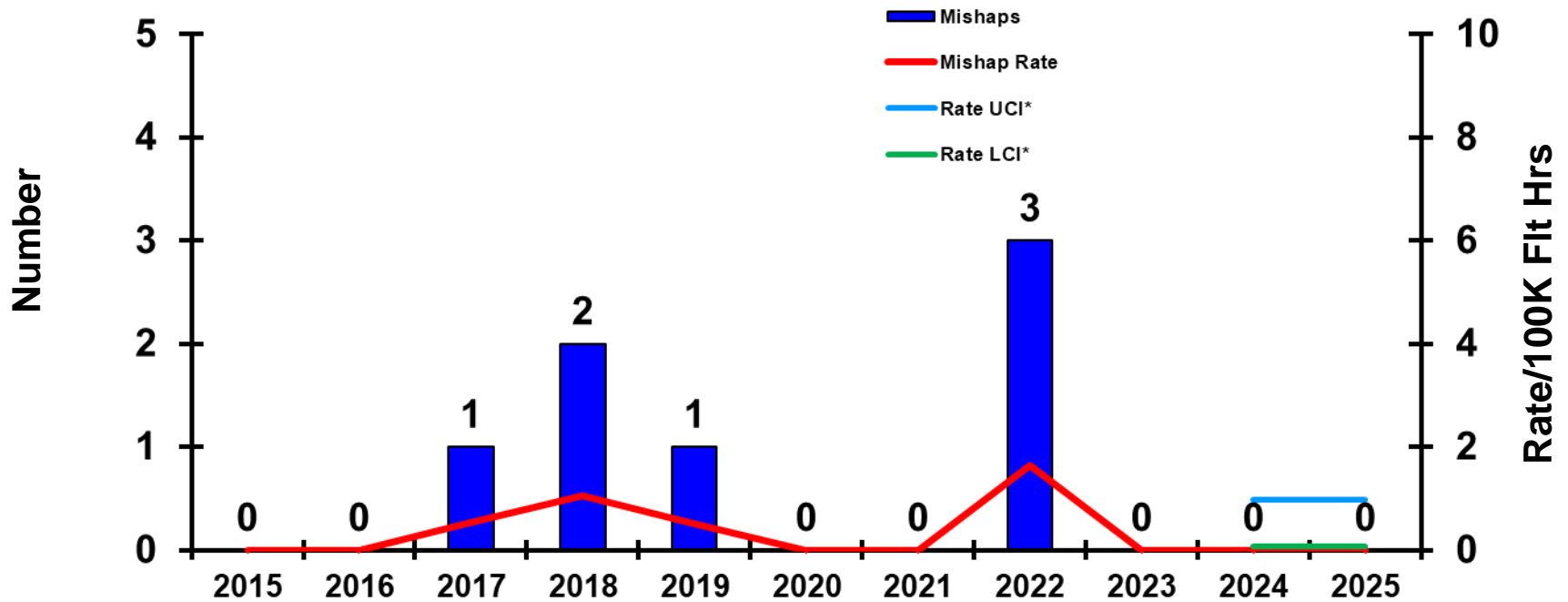
	15-Oct-24	15-Oct-23
<b>CLASS A MISHAPS/MISHAP RATE FY COMPARISON:</b>	0/0.00	0/0.00
<b>FY24 MISHAPS/MISHAP RATE:</b>	9/1.16	
<b>10-YEAR AVERAGE (FY15-FY24) MISHAPS/MISHAP RATE:</b>	8.20/0.99	

\*see last slide for definition of UCI/LCI



# CLASS 'A' - FLIGHT-RELATED (FREL) MISHAPS

Manned Aircraft Only



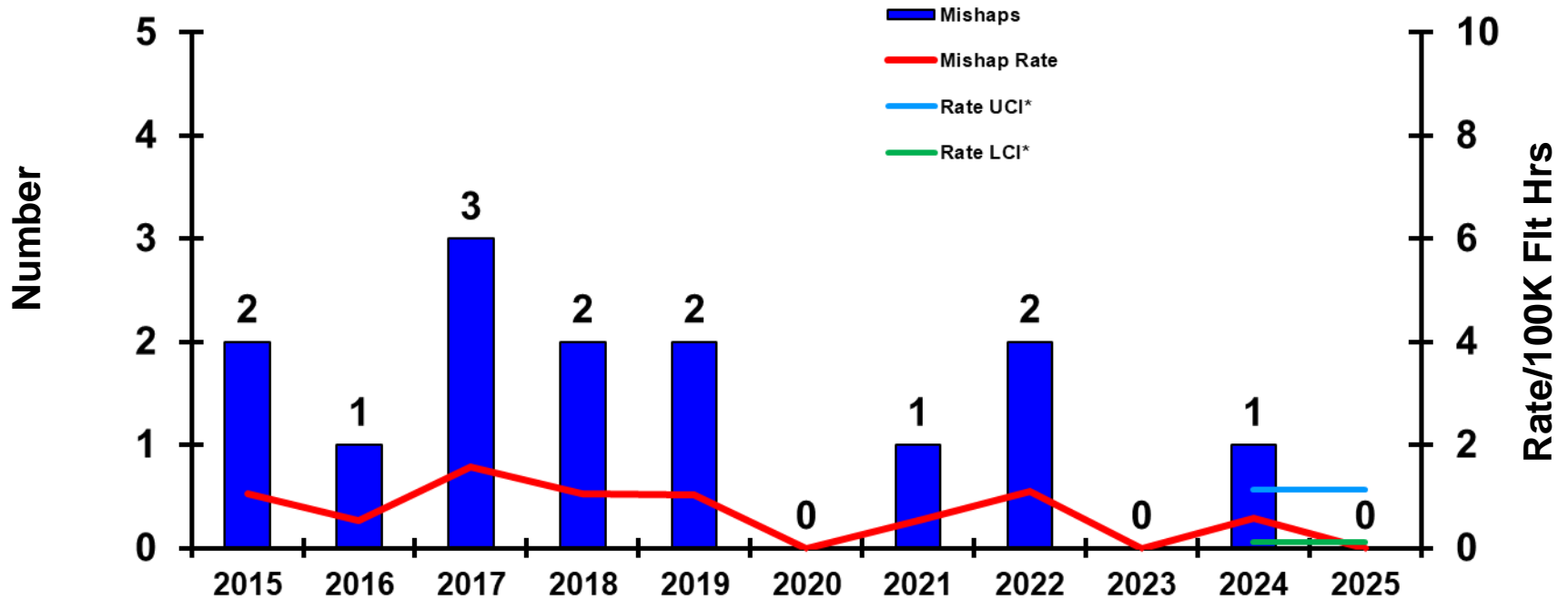
	15-Oct-24	15-Oct-23
<b>CLASS A MISHAPS/MISHAP RATE FY COMPARISON:</b>	0/0.00	0/0.00
<b>FY24 MISHAPS/MISHAP RATE:</b>	0/0.00	
<b>10-YEAR AVERAGE (FY15-FY24) MISHAPS/MISHAP RATE:</b>	0.70/0.08	

\*see last slide for definition of UCI/LCI



# CLASS 'A' - AVIATION GROUND MISHAPS (AGM)

*Manned Aircraft Only*

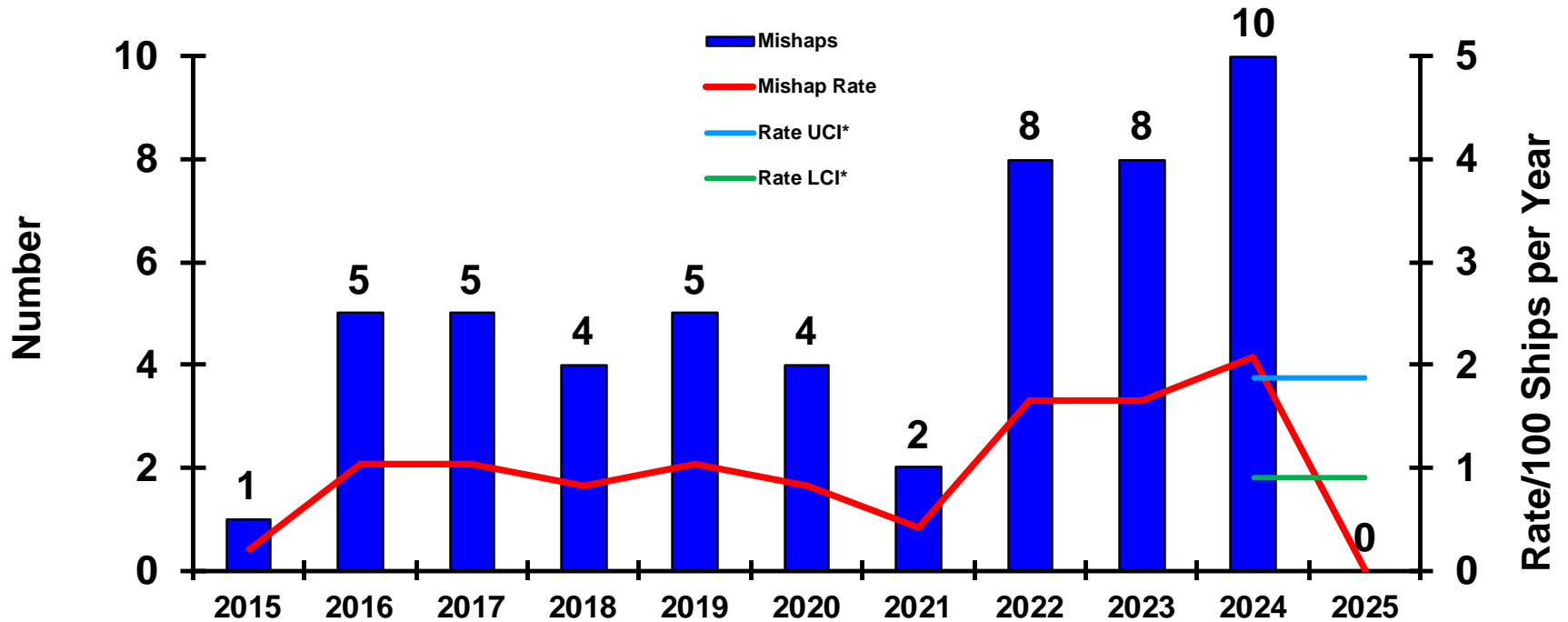


	<u>15-Oct-24</u>	<u>15-Oct-23</u>
<b>CLASS A MISHAPS/MISHAP RATE FY COMPARISON:</b>	0/0.00	0/0.00
<b>FY24 MISHAPS/MISHAP RATE:</b>	1/0.13	
<b>10-YEAR AVERAGE (FY15-FY24) MISHAPS/MISHAP RATE:</b>	1.40/0.17	

\*see last slide for definition of UCI/LCI



# CLASS 'A' - AFLOAT MISHAPS

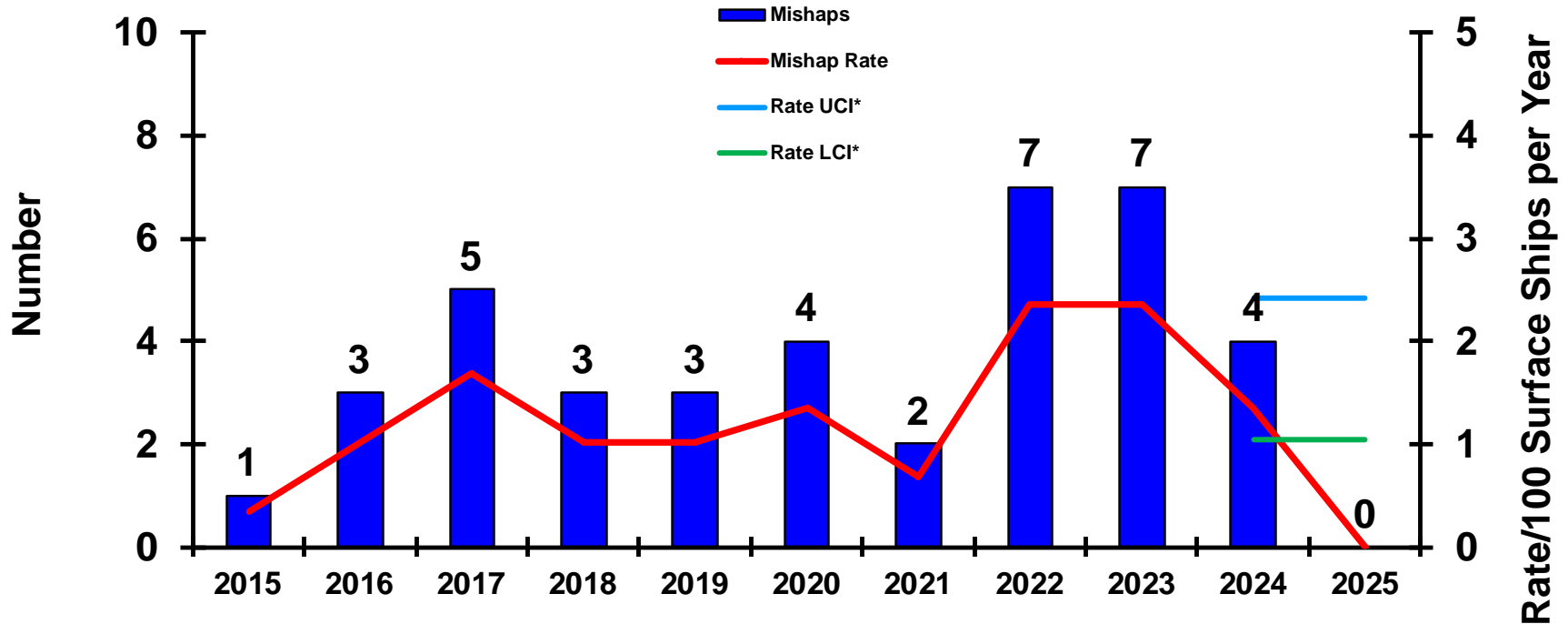


	<u>15-Oct-24</u>	<u>15-Oct-23</u>
<b>CLASS A MISHAPS/MISHAP RATE FY COMPARISON:</b>	0/0.00	0/0.00
<b>FY24 MISHAPS/MISHAP RATE:</b>	10/2.07	
<b>10-YEAR AVERAGE (FY15-FY24) MISHAPS/MISHAP RATE:</b>	5.20/1.08	

\*see last slide for definition of UCI/LCI



# CLASS 'A' - SURFACE SHIP MISHAPS

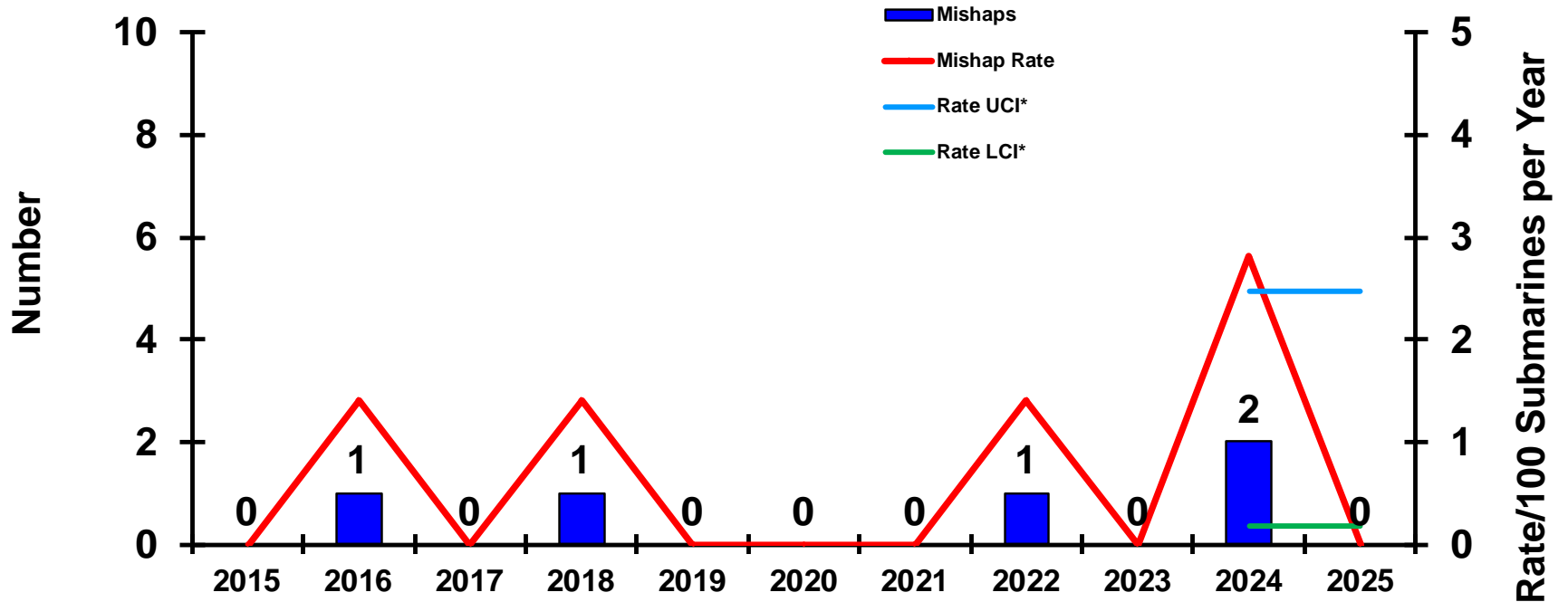


	<u>15-Oct-24</u>	<u>15-Oct-23</u>
<b>CLASS A MISHAPS/MISHAP RATE FY COMPARISON:</b>	0/0.00	0/0.00
<b>FY24 MISHAPS/MISHAP RATE:</b>	4/1.35	
<b>10-YEAR AVERAGE (FY15-FY24) MISHAPS/MISHAP RATE:</b>	3.90/1.32	

\*see last slide for definition of UCI/LCI



# CLASS 'A' - SUBMARINE MISHAPS

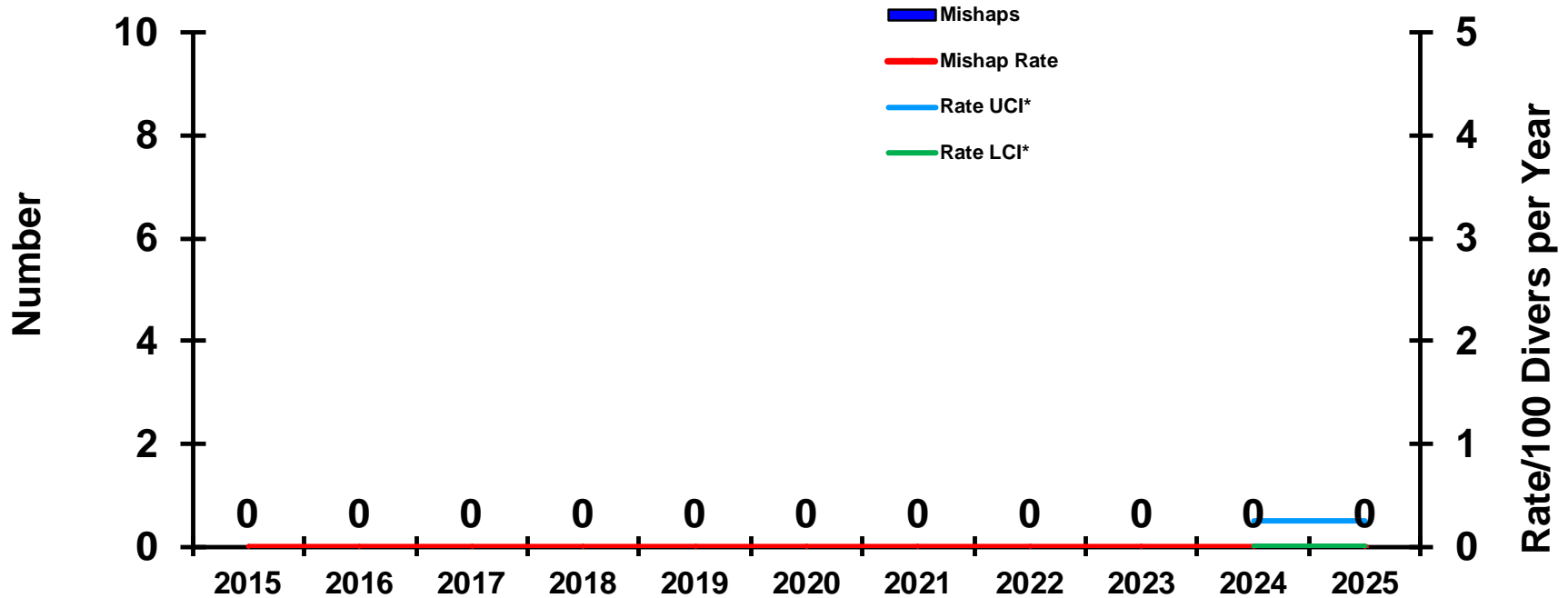


	<u>15-Oct-24</u>	<u>15-Oct-23</u>
<b>CLASS A MISHAPS/MISHAP RATE FY COMPARISON:</b>	0/0.00	0/0.00
<b>FY24 MISHAPS/MISHAP RATE:</b>	2/2.82	
<b>10-YEAR AVERAGE (FY15-FY24) MISHAPS/MISHAP RATE:</b>	0.50/0.70	

\*see last slide for definition of UCI/LCI



# CLASS 'A' - DIVING MISHAPS



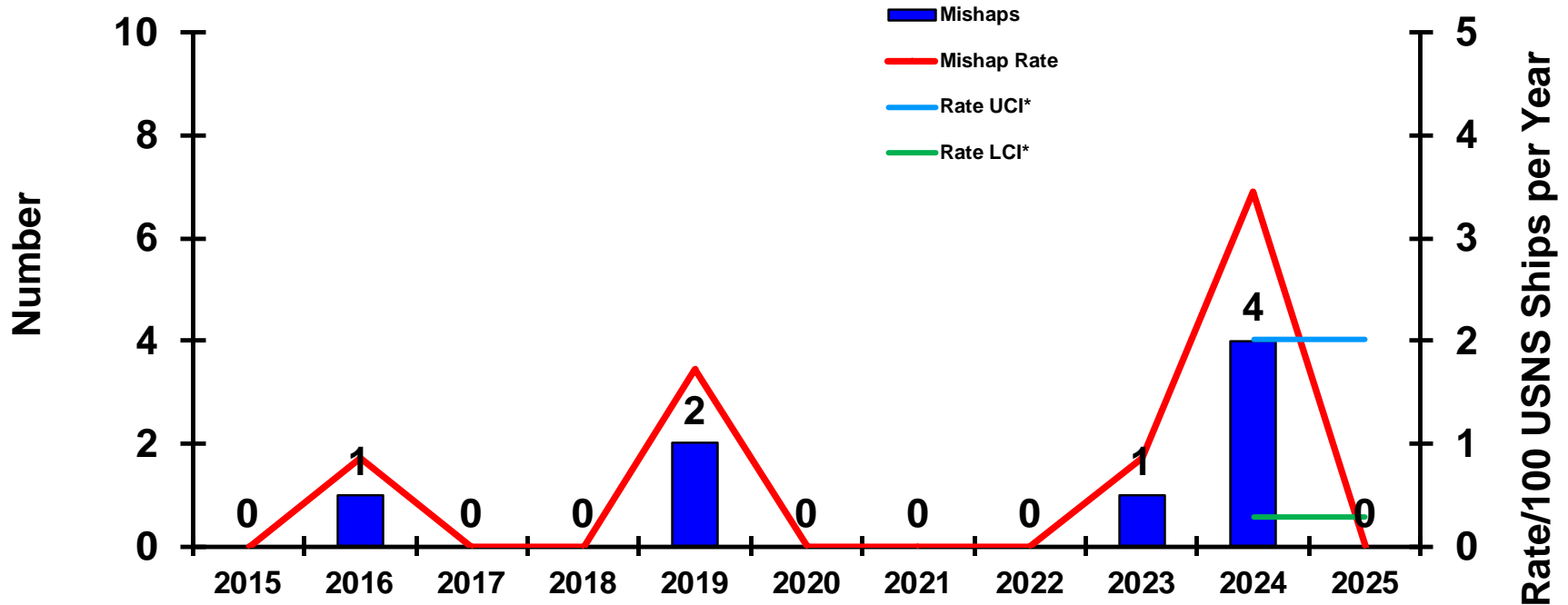
	<u>15-Oct-24</u>	<u>15-Oct-23</u>
<b>CLASS A MISHAPS/MISHAP RATE FY COMPARISON:</b>	0/0.00	0/0.00
<b>FY24 MISHAPS/MISHAP RATE:</b>	0/0.00	
<b>10-YEAR AVERAGE (FY15-FY24) MISHAPS/MISHAP RATE:</b>	0.00/0.00	

\*see last slide for definition of UCI/LCI





# CLASS 'A' - MILITARY SEALIFT COMMAND (MSC) AFLOAT MISHAPS

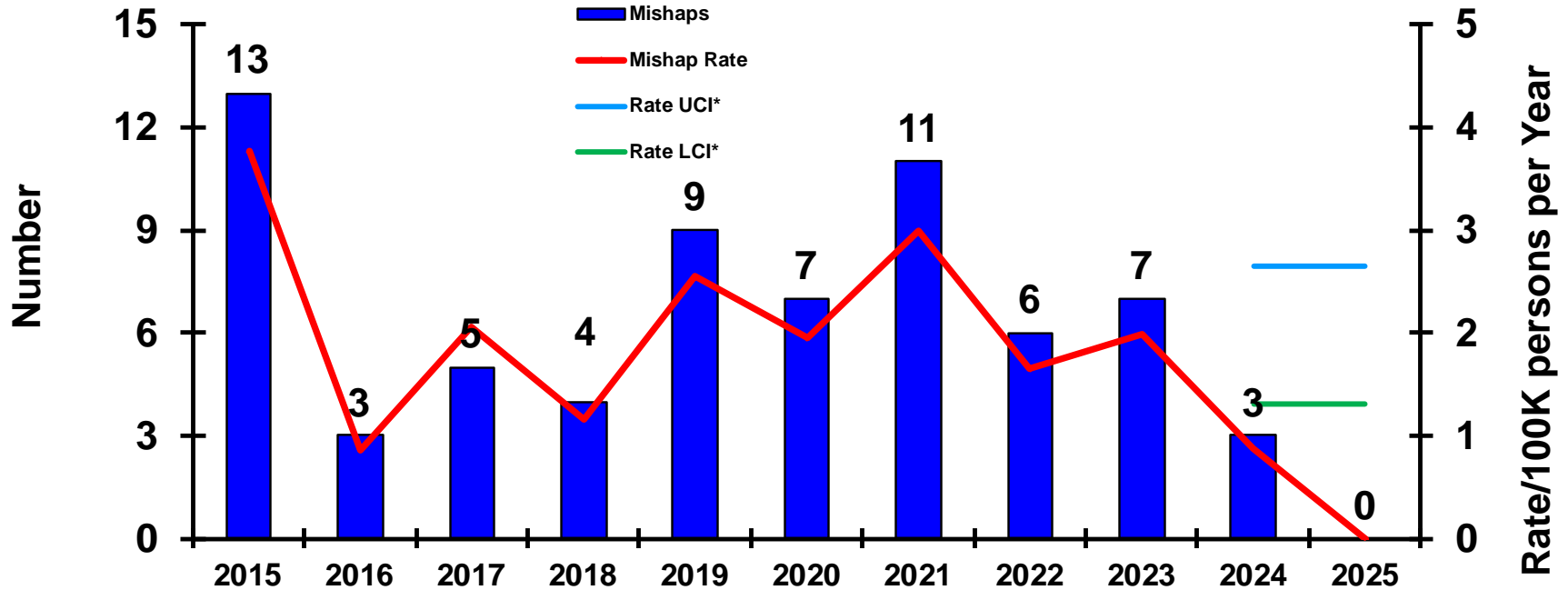


	15-Oct-24	15-Oct-23
<b>CLASS A MISHAPS/MISHAP RATE FY COMPARISON:</b>	0/0.00	0/0.00
<b>FY24 MISHAPS/MISHAP RATE:</b>	4/3.45	
<b>10-YEAR AVERAGE (FY15-FY24) MISHAPS/MISHAP RATE:</b>	0.80/0.69	

\*see last slide for definition of UCI/LCI



# CLASS 'A' - SHORE ON-DUTY MISHAPS

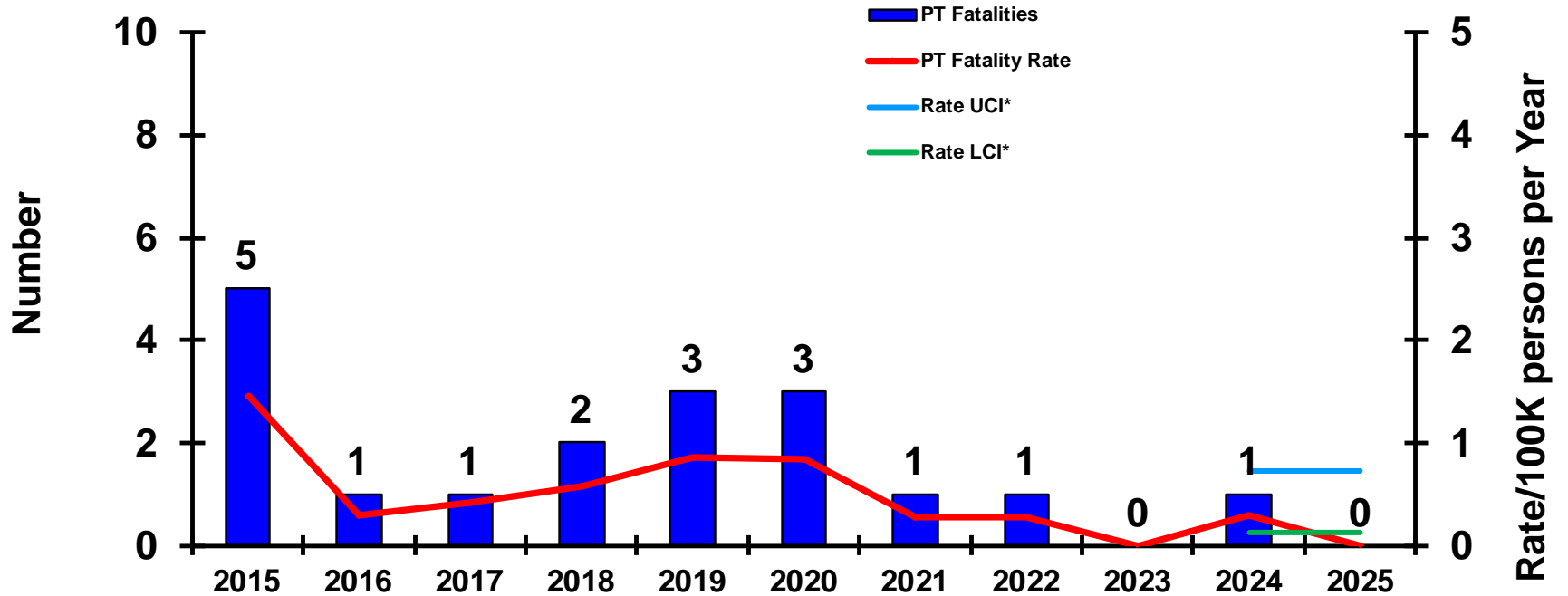


	<u>15-Oct-24</u>	<u>15-Oct-23</u>
<b>CLASS A MISHAPS/MISHAP RATE FY COMPARISON:</b>	0/0.00	0/0.00
<b>FY24 MISHAPS/MISHAP RATE:</b>	3/0.87	
<b>10-YEAR AVERAGE (FY15-FY24) MISHAPS/MISHAP RATE:</b>	6.80/1.98	

\*see last slide for definition of UCI/LCI



# CLASS 'A' - PHYSICAL TRAINING FATALITIES

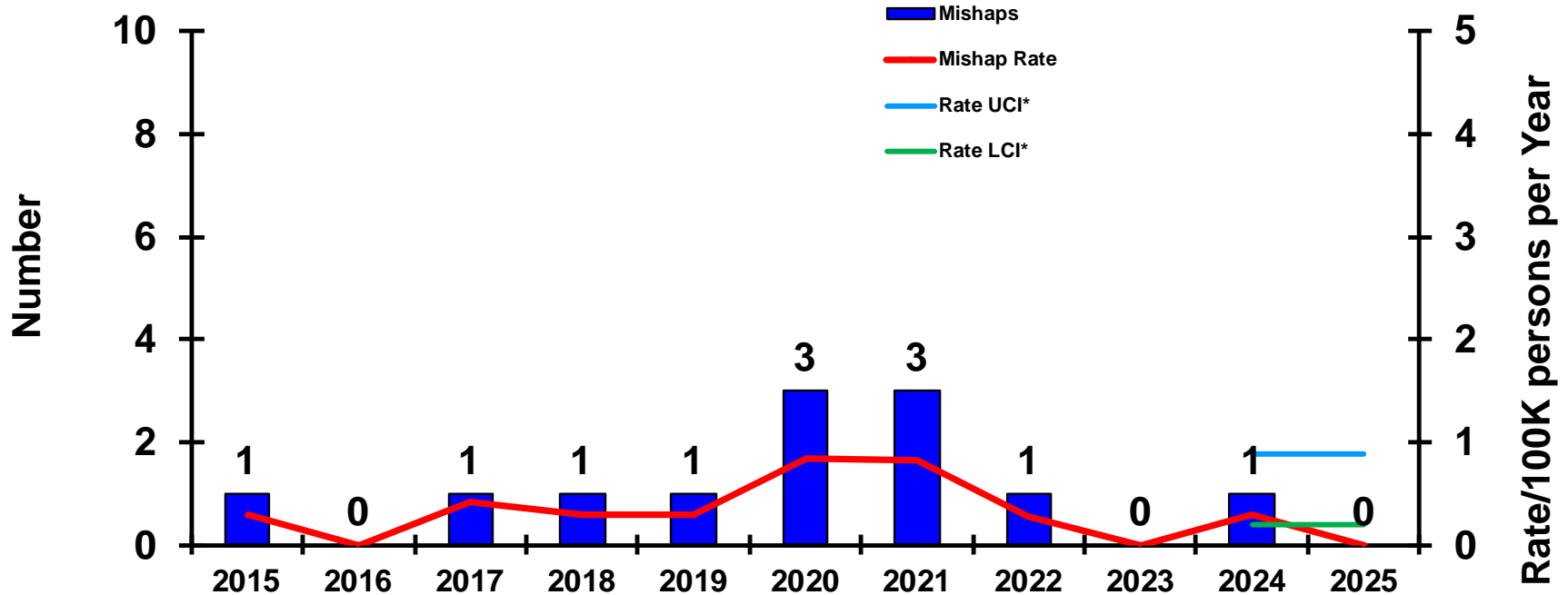


	15-Oct-24	15-Oct-23
<b>CLASS A FATALITIES/FATALITY RATE FY COMPARISON:</b>	0/0.00	0/0.00
<b>FY24 FATALITIES/FATALITY RATE:</b>	1/0.29	
<b>10-YEAR AVERAGE (FY15-FY24) FATALITIES/FATALITY RATE:</b>	1.80/0.53	

\*see last slide for definition of UCI/LCI



# CLASS 'A' - ON-DUTY MOTOR VEHICLE (MV) MISHAPS

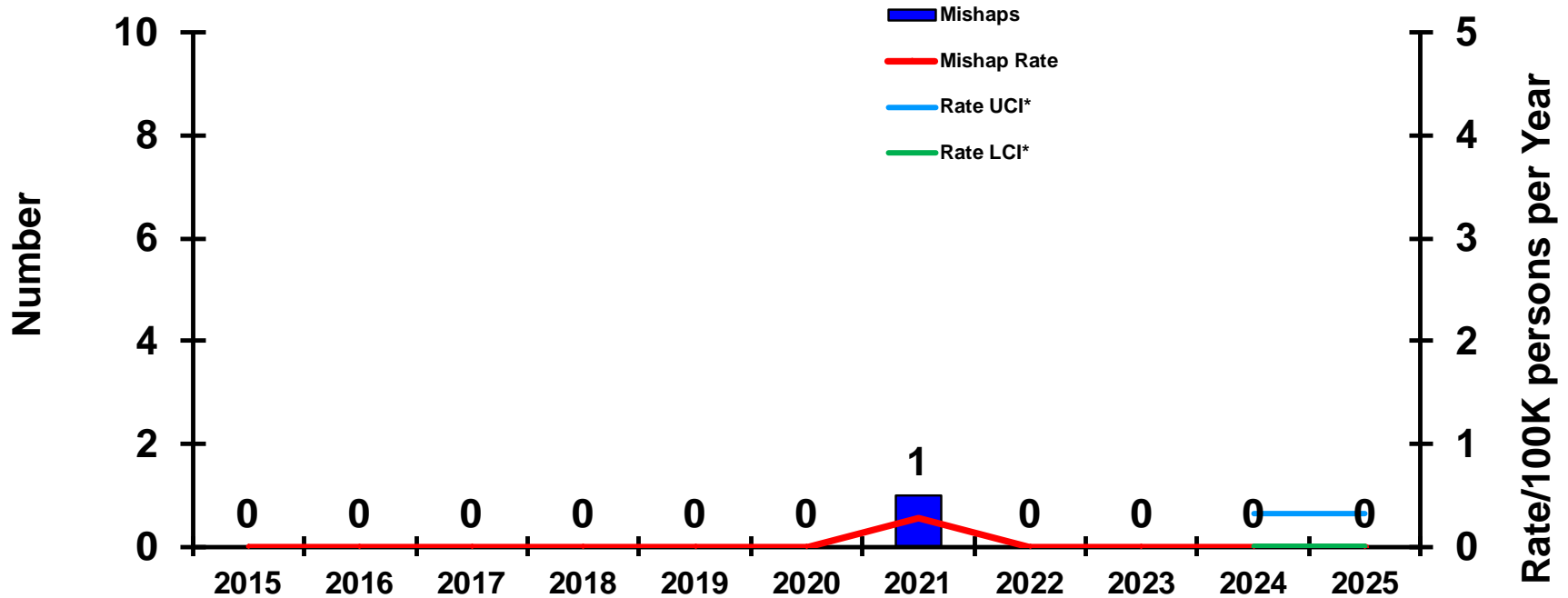


	<u>15-Oct-24</u>	<u>15-Oct-23</u>
<b>CLASS A MISHAPS/MISHAP RATE FY COMPARISON:</b>	0/0.00	0/0.00
<b>FY24 MISHAPS/MISHAP RATE:</b>	1/0.29	
<b>10-YEAR AVERAGE (FY15-FY24) MISHAPS/MISHAP RATE:</b>	1.20/0.35	

\*see last slide for definition of UCI/LCI



# CLASS 'A' - TACTICAL VEHICLE (TACVEH) MISHAPS

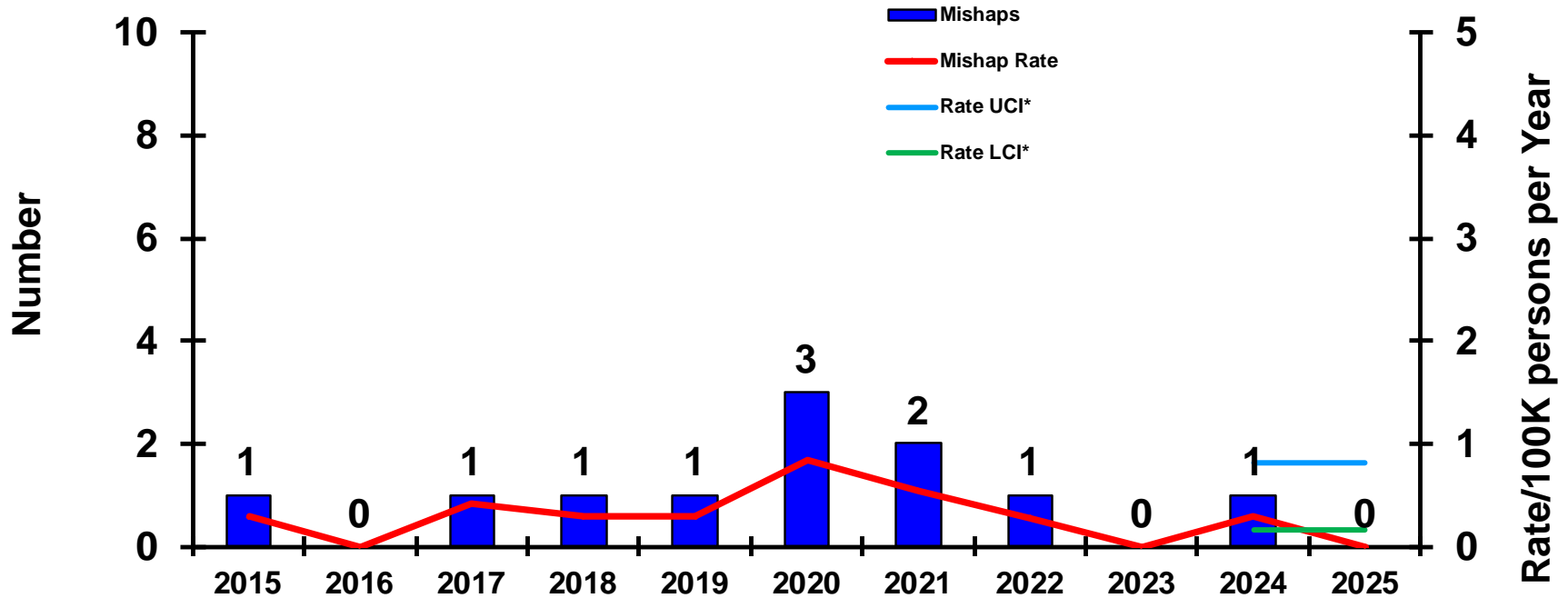


	<u>15-Oct-24</u>	<u>15-Oct-23</u>
<b>CLASS A MISHAPS/MISHAP RATE FY COMPARISON:</b>	0/0.00	0/0.00
<b>FY24 MISHAPS/MISHAP RATE:</b>	0/0.00	
<b>10-YEAR AVERAGE (FY15-FY24) MISHAPS/MISHAP RATE:</b>	0.10/0.03	

\*see last slide for definition of UCI/LCI



# CLASS 'A' – COMMERCIAL VEHICLE (COMMVEH) MISHAPS

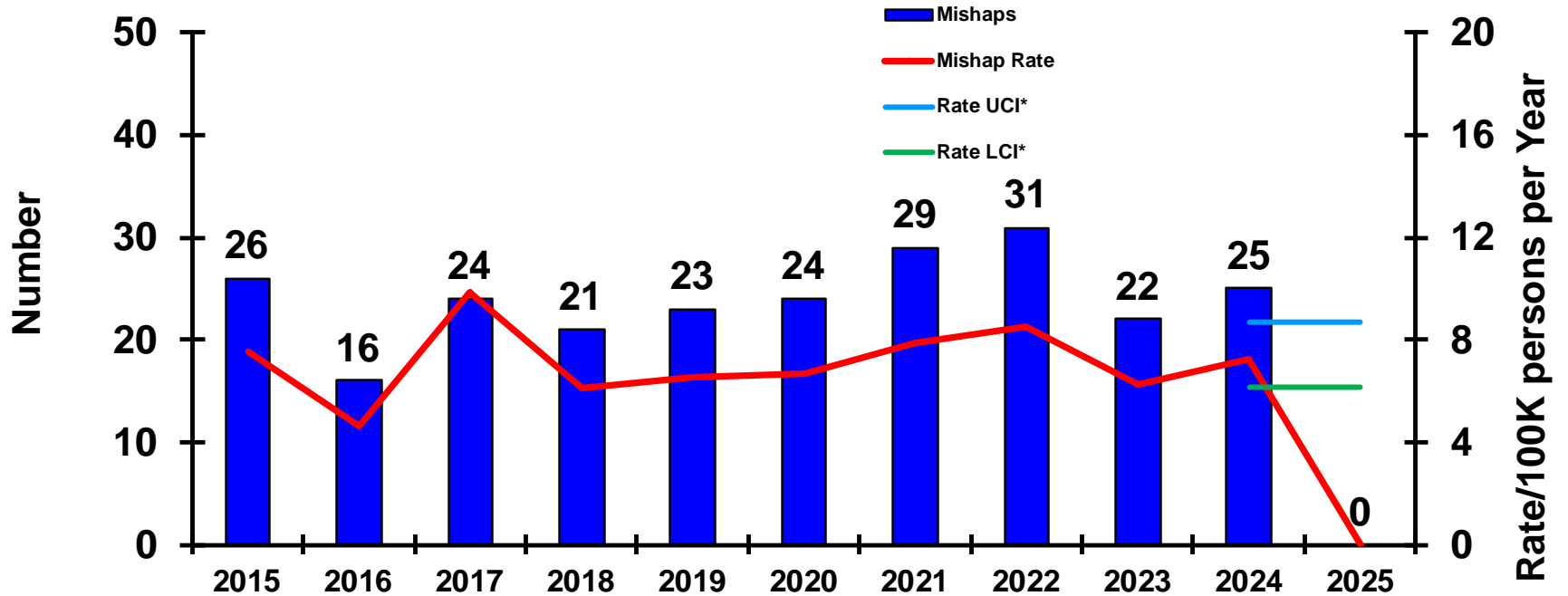


	15-Oct-24	15-Oct-23
<b>CLASS A MISHAPS/MISHAP RATE FY COMPARISON:</b>	0/0.00	0/0.00
<b>FY24 MISHAPS/MISHAP RATE:</b>	1/0.29	
<b>10-YEAR AVERAGE (FY15-FY24) MISHAPS/MISHAP RATE:</b>	1.10/0.32	

\*see last slide for definition of UCI/LCI



# CLASS 'A' - ON-DUTY MISHAPS

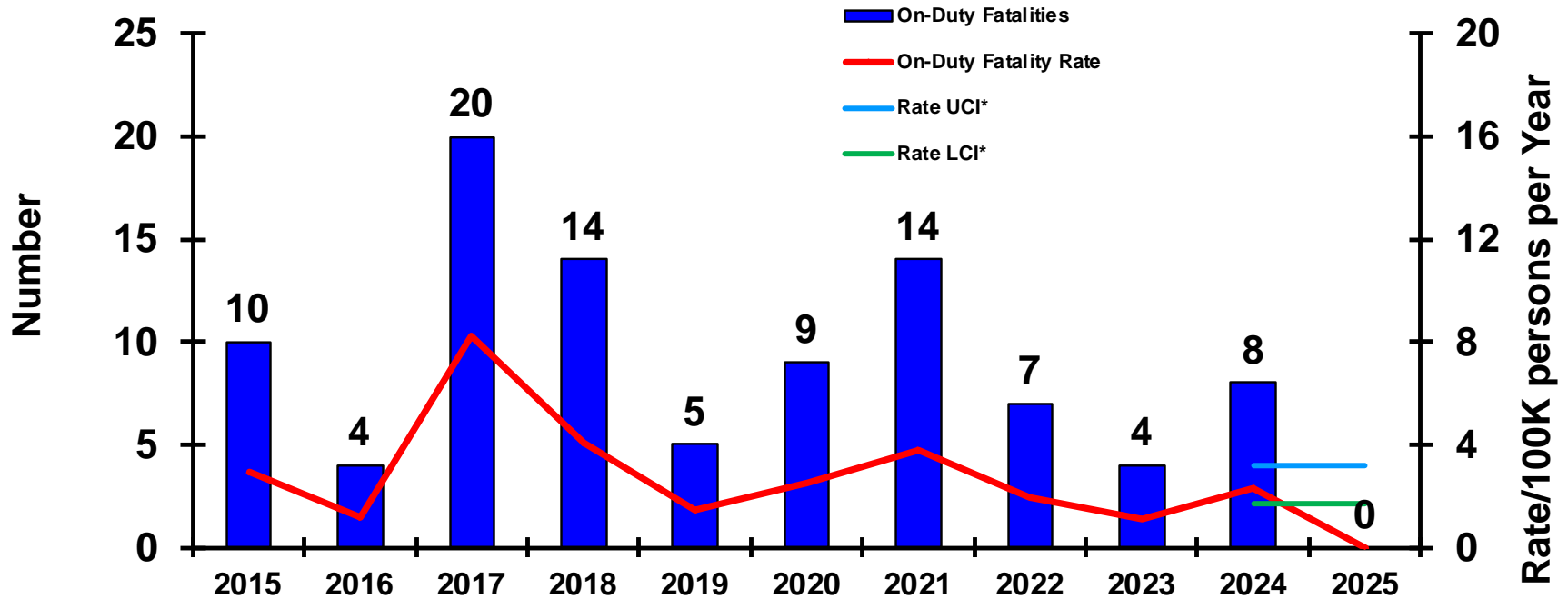


	<u>15-Oct-24</u>	<u>15-Oct-23</u>
<b>CLASS A MISHAPS/MISHAP RATE FY COMPARISON:</b>	0/0.00	0/0.00
<b>FY24 MISHAPS/MISHAP RATE:</b>	25/7.22	
<b>10-YEAR AVERAGE (FY15-FY24) MISHAPS/MISHAP RATE:</b>	24.10/7.12	

\*see last slide for definition of UCI/LCI



# CLASS 'A' - ON-DUTY FATALITIES



Slide does not show Government Civilian Fatalities: FY25 - 0

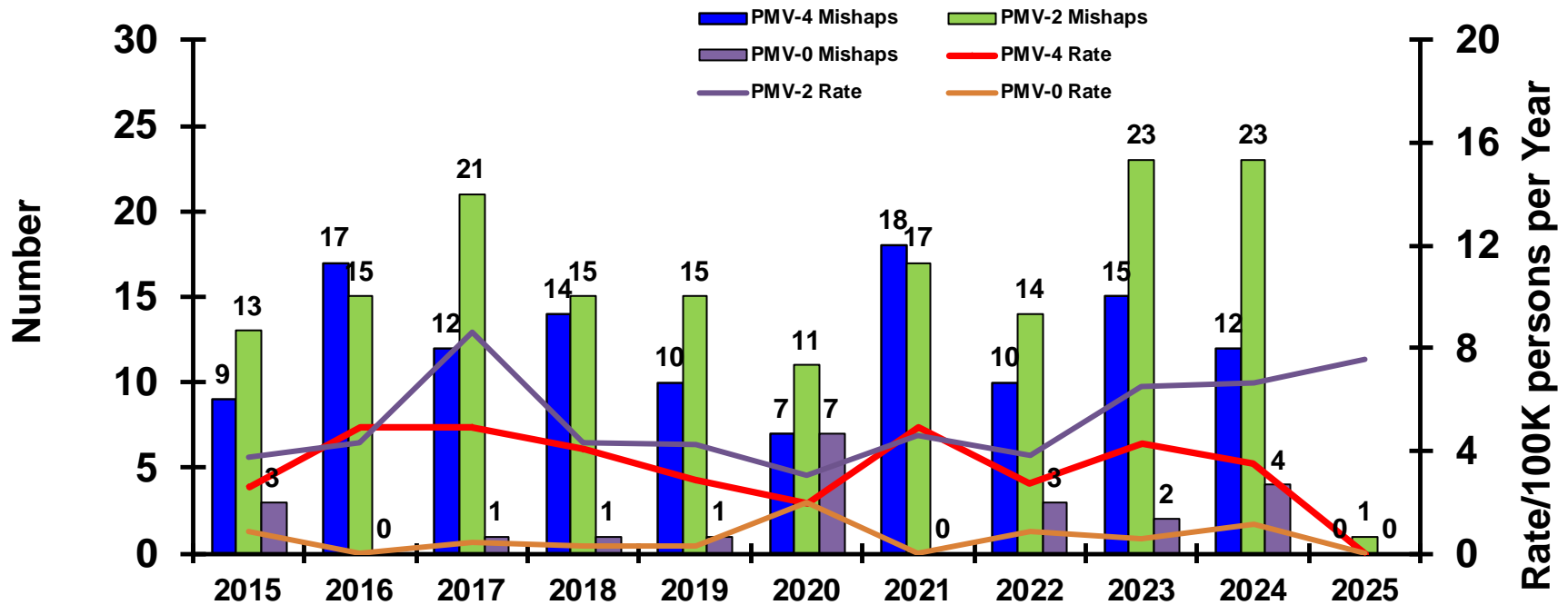
	15-Oct-24	15-Oct-23
<b>CLASS A FATALITIES/FATALITY RATE FY COMPARISON:</b>	0/0.00	0/0.00
<b>FY24 FATALITIES/FATALITY RATE:</b>	8/2.31	
<b>10-YEAR AVERAGE (FY15-FY24) FATALITIES/FATALITY RATE:</b>	9.50/2.94	

\*see last slide for definition of UCI/LCI





# CLASS 'A' - PRIVATE MOTOR VEHICLES (PMV) MISHAPS

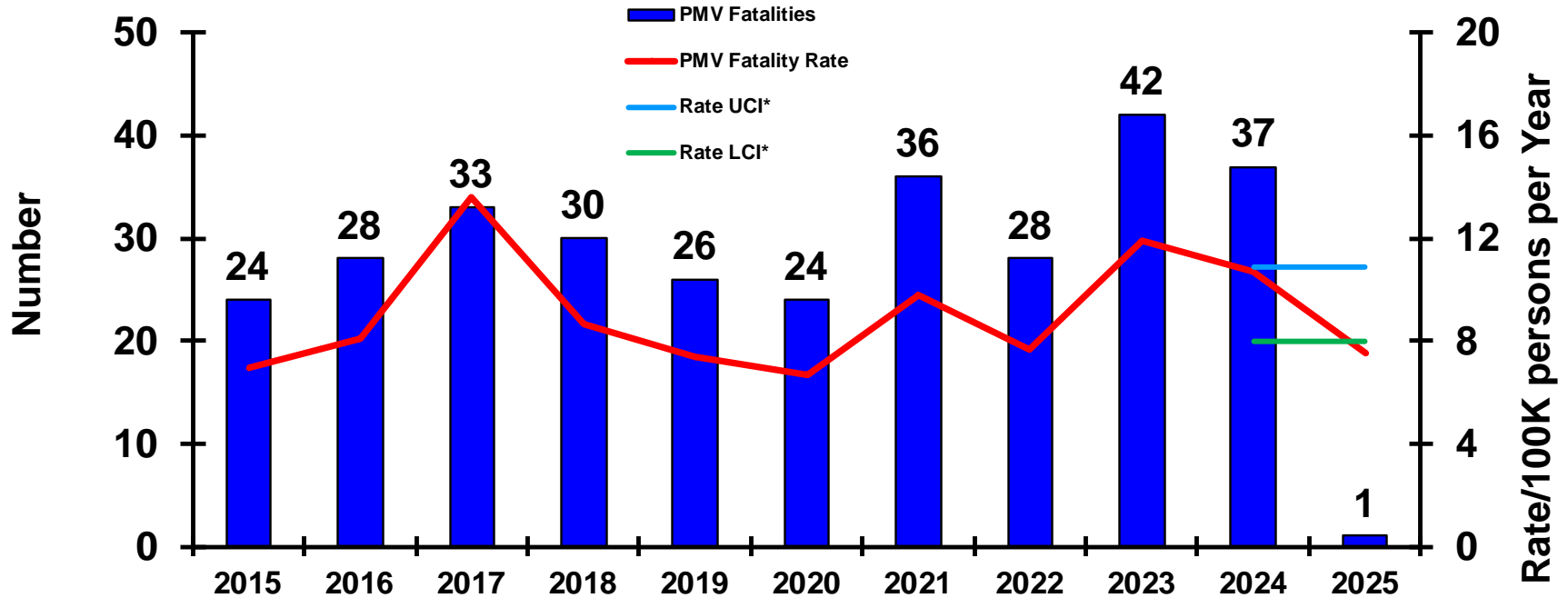


	PMV-4		PMV-2		PMV-0	
	15-Oct-24	15-Oct-23	15-Oct-24	15-Oct-23	15-Oct-24	15-Oct-23
<b>CLASS A MISHAPS/MISHAP RATE FY COMPARISON:</b>	0/0.00	0/0.00	1/7.53	1/7.53	0/0.00	1/7.53
<b>FY24 MISHAPS/MISHAP RATE:</b>	12/3.47		23/6.64		4/1.16	
<b>10-YEAR AVERAGE (FY15-FY24) MISHAPS/MISHAP RATE:</b>	12.40/3.66		16.70/5.00		2.20/0.64	

\*see last slide for definition of UCI/LCI



# CLASS 'A' – PRIVATE MOTOR VEHICLE (PMV) FATALITIES

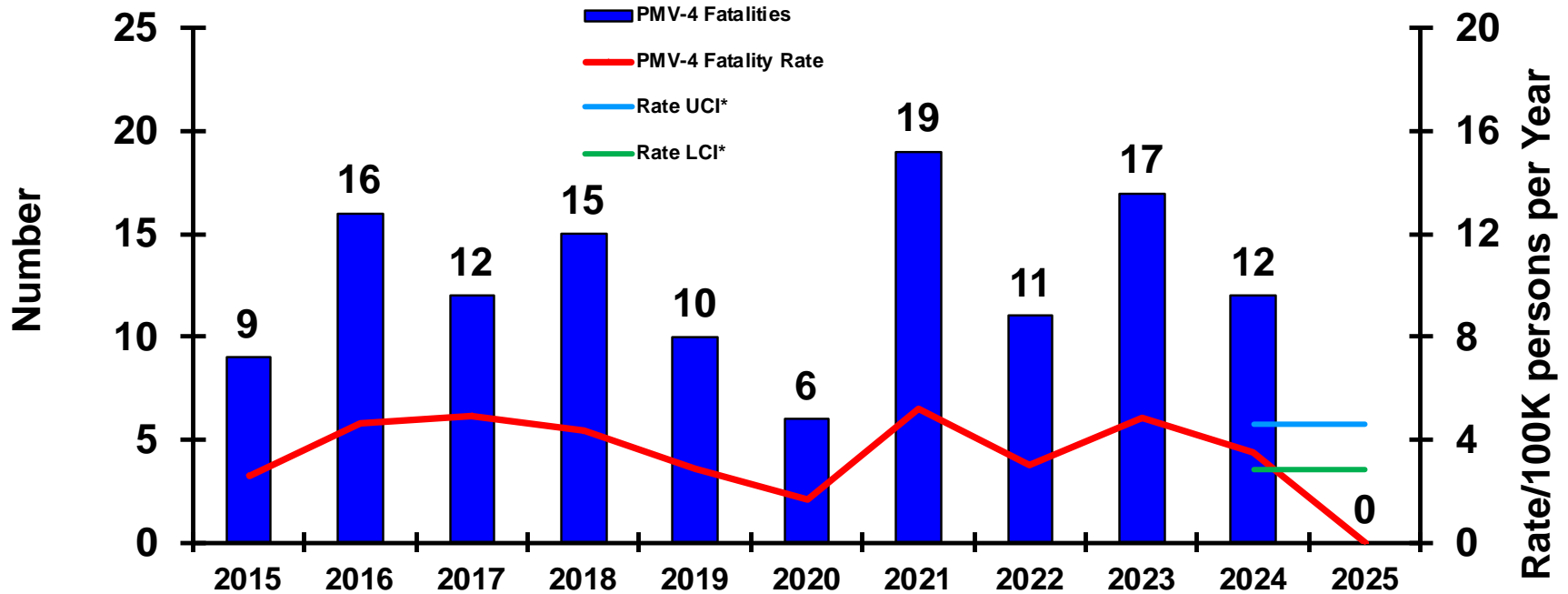


	15-Oct-24	15-Oct-23
<b>CLASS A FATALITIES/FATALITY RATE FY COMPARISON:</b>	1/7.53	1/7.53
<b>FY24 FATALITIES/FATALITY RATE:</b>	37/10.68	
<b>10-YEAR AVERAGE (FY15-FY24) FATALITIES/FATALITY RATE:</b>	30.80/9.14	

\*see last slide for definition of UCI/LCI



# CLASS 'A' - AUTOMOBILE (PMV-4) FATALITIES

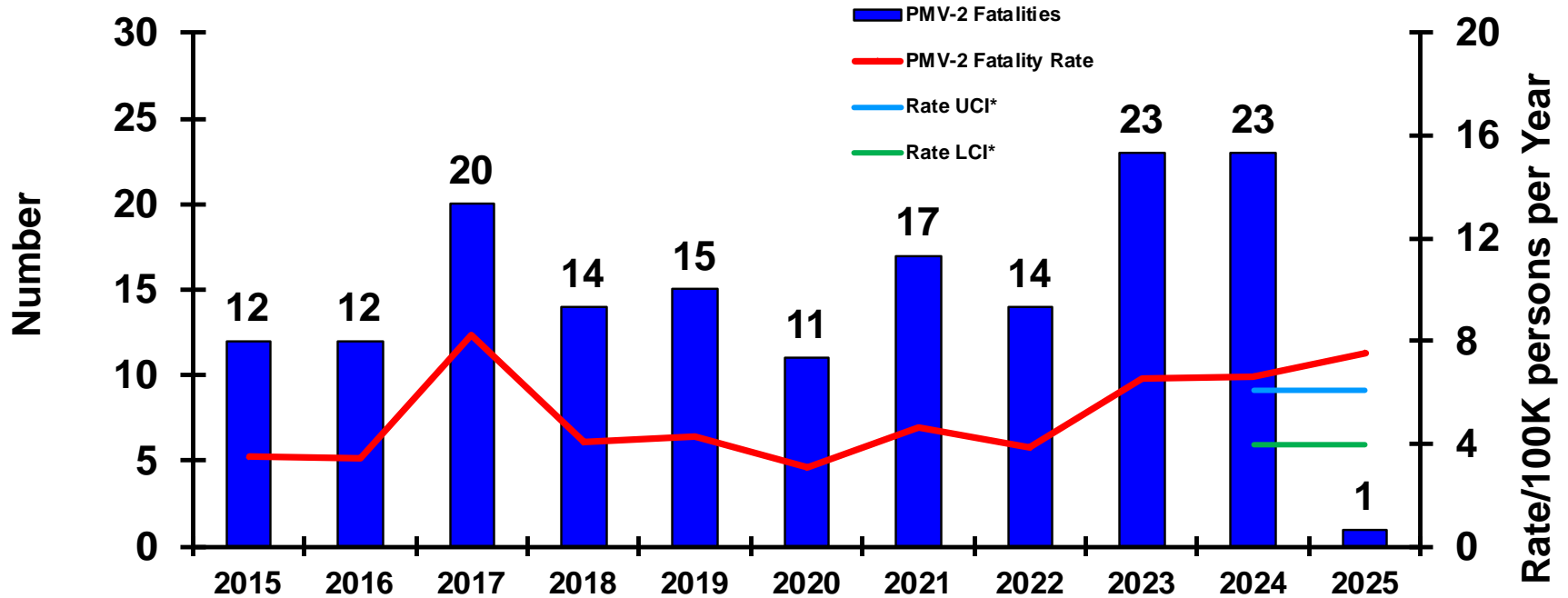


	15-Oct-24	15-Oct-23
<b>CLASS A FATALITIES/FATALITY RATE FY COMPARISON:</b>	0/0.00	0/0.00
<b>FY24 FATALITIES/FATALITY RATE:</b>	12/3.47	
<b>10-YEAR AVERAGE (FY15-FY24) FATALITIES/FATALITY RATE:</b>	12.70/3.75	

\*see last slide for definition of UCI/LCI



# CLASS 'A' - MOTORCYCLE (PMV-2) FATALITIES

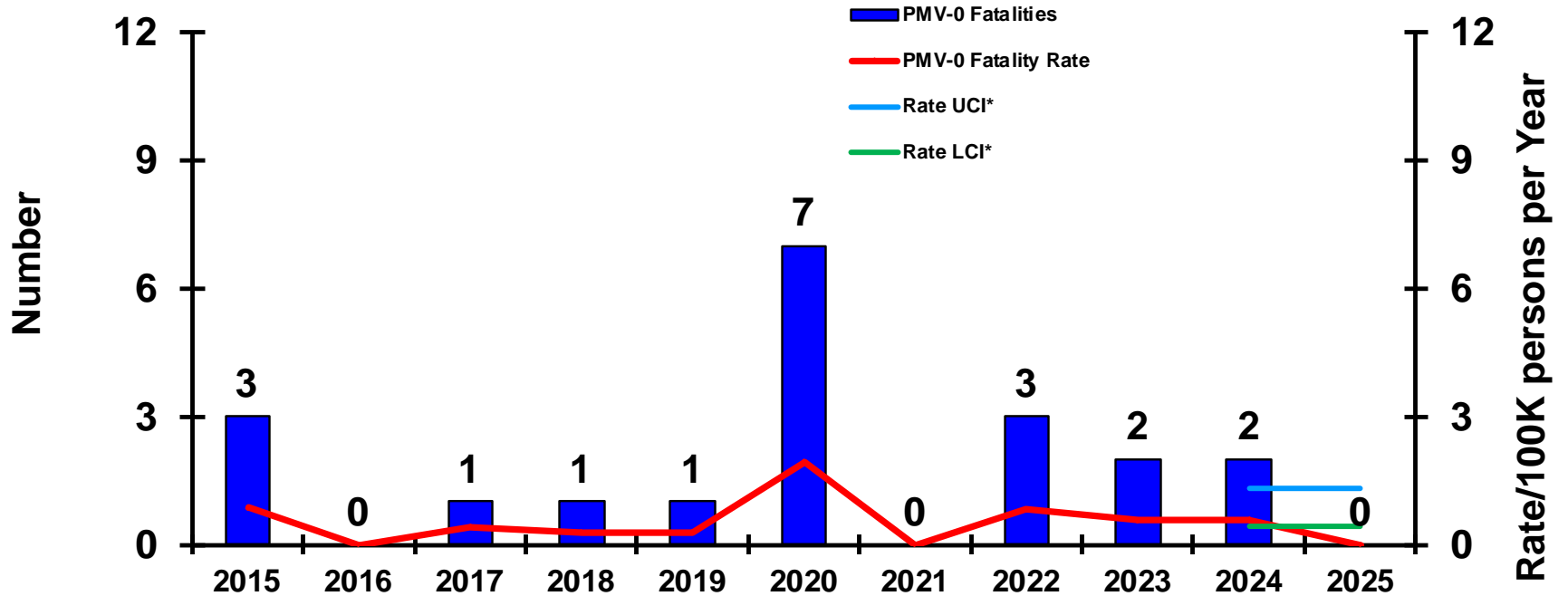


	15-Oct-24	15-Oct-23
<b>CLASS A FATALITIES/FATALITY RATE FY COMPARISON:</b>	1/7.53	1/7.53
<b>FY24 FATALITIES/FATALITY RATE:</b>	23/6.64	
<b>10-YEAR AVERAGE (FY15-FY24) FATALITIES/FATALITY RATE:</b>	16.10/4.81	

\*see last slide for definition of UCI/LCI



# CLASS 'A' - PEDESTRIAN (PMV-0) FATALITIES

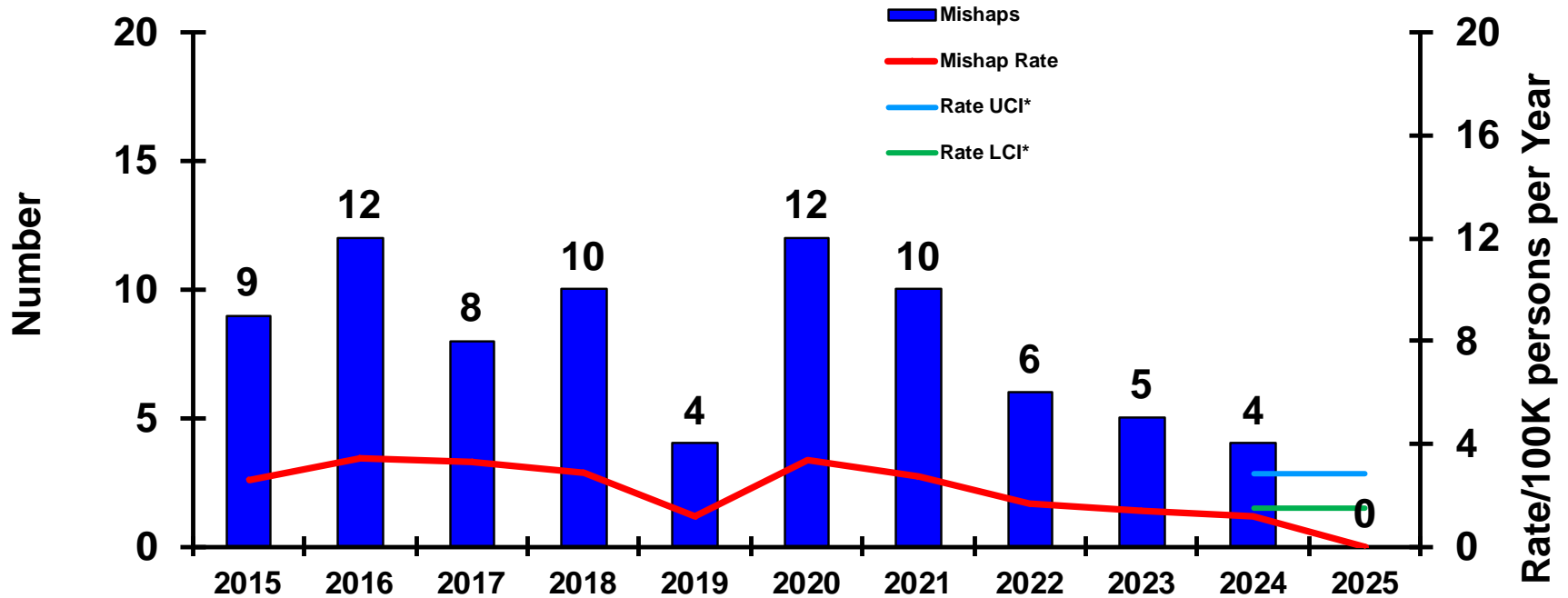


	15-Oct-24	15-Oct-23
<b>CLASS A FATALITIES/FATALITY RATE FY COMPARISON:</b>	0/0.00	0/0.00
<b>FY24 FATALITIES/FATALITY RATE:</b>	2/0.58	
<b>10-YEAR AVERAGE (FY15-FY24) FATALITIES/FATALITY RATE:</b>	2.00/0.58	

\*see last slide for definition of UCI/LCI



# CLASS 'A' - OFF-DUTY/REC MISHAPS

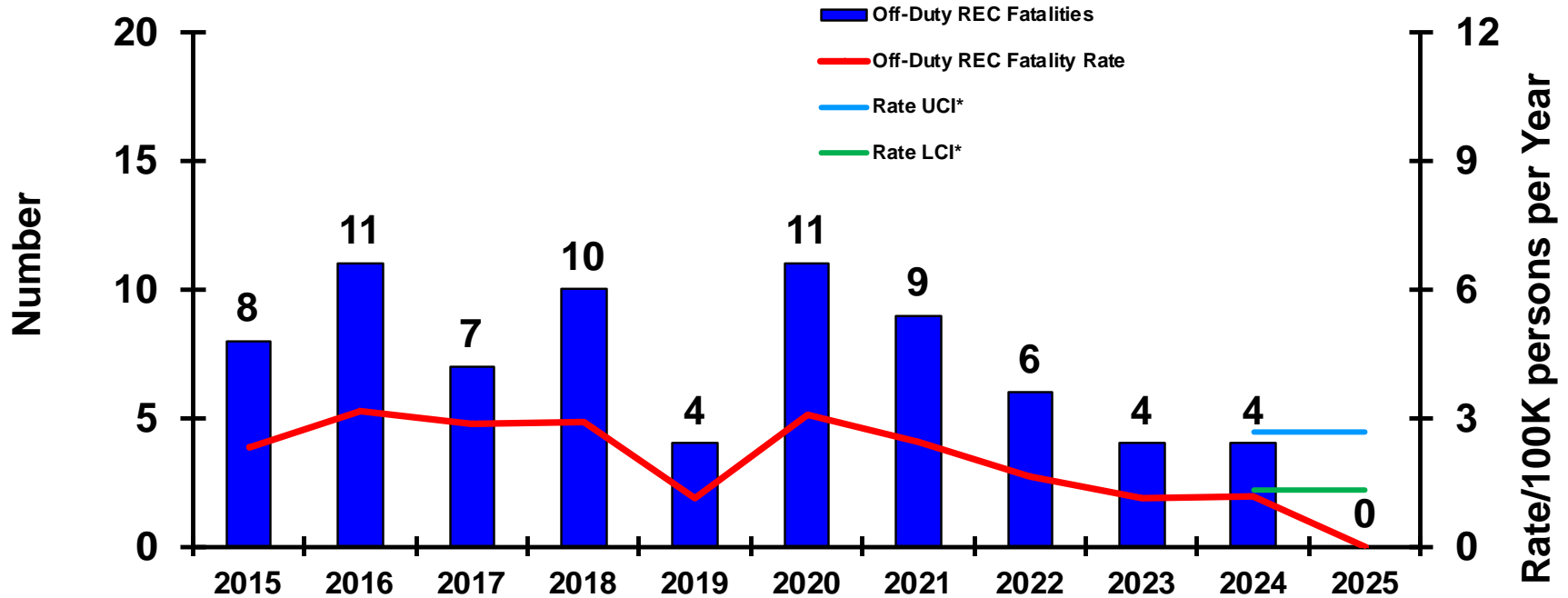


	<u>15-Oct-24</u>	<u>15-Oct-23</u>
<b>CLASS A MISHAPS/MISHAP RATE FY COMPARISON:</b>	0/0.00	17.53
<b>FY24 MISHAPS/MISHAP RATE:</b>	4/1.16	
<b>10-YEAR AVERAGE (FY15-FY24) MISHAPS/MISHAP RATE:</b>	8.00/2.37	

\*see last slide for definition of UCI/LCI



# CLASS 'A' - OFF-DUTY/REC FATALITIES

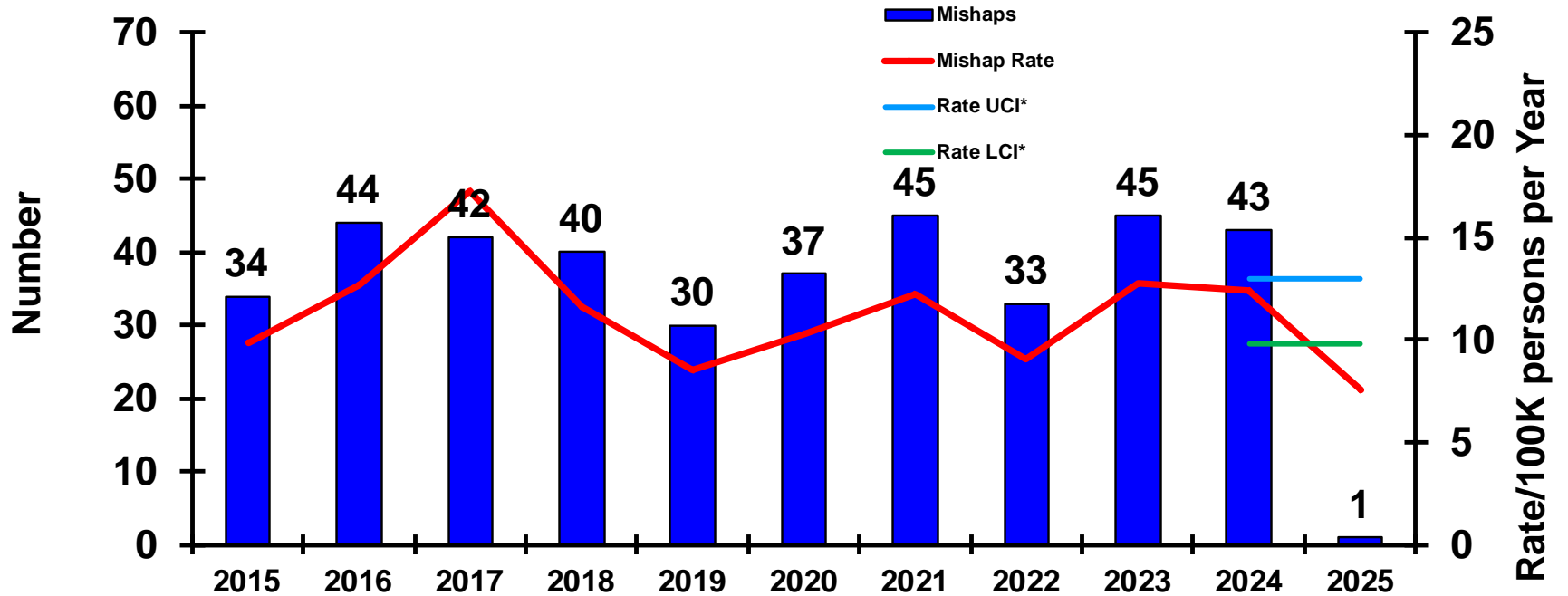


	15-Oct-24	15-Oct-23
<b>CLASS A FATALITIES/FATALITY RATE FY COMPARISON:</b>	0/0.00	1/7.53
<b>FY24 FATALITIES/FATALITY RATE:</b>	4/1.16	
<b>10-YEAR AVERAGE (FY15-FY24) FATALITIES/FATALITY RATE:</b>	7.40/2.18	

\*see last slide for definition of UCI/LCI



# CLASS 'A' - OFF-DUTY MISHAPS



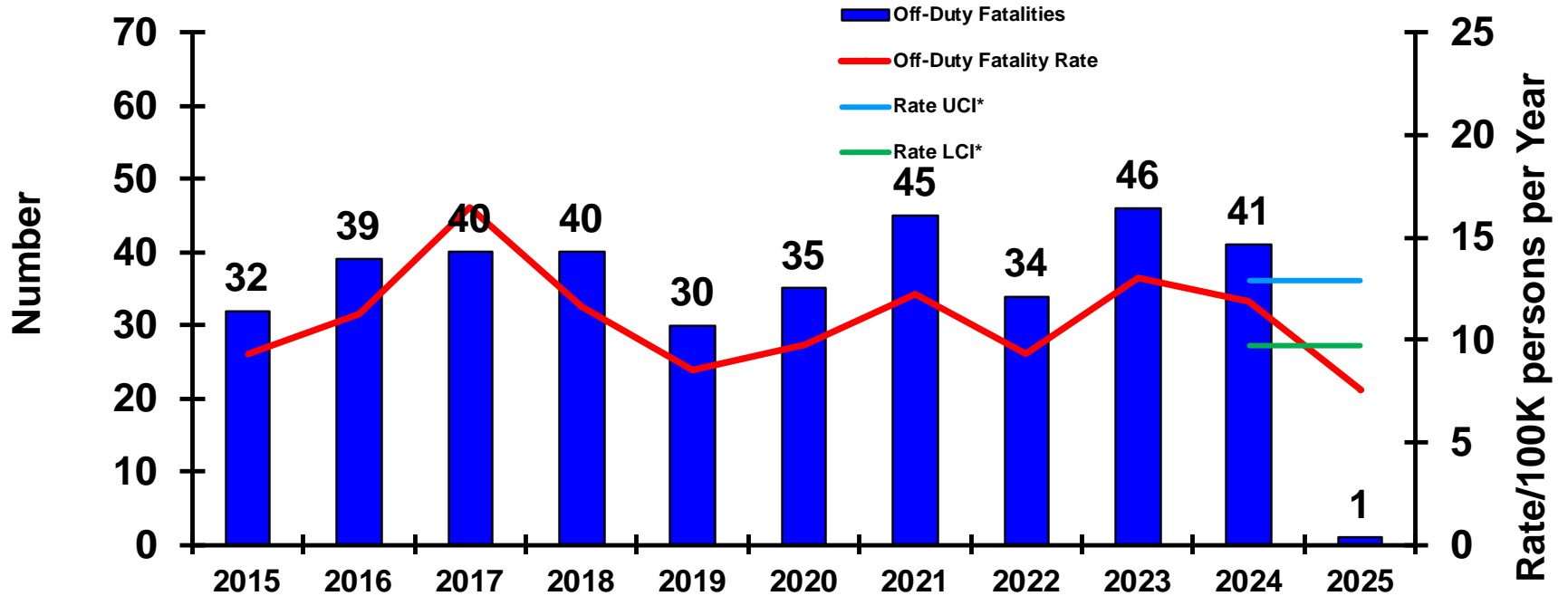
	<u>15-Oct-24</u>	<u>15-Oct-23</u>
<b>CLASS A MISHAPS/MISHAP RATE FY COMPARISON:</b>	1/7.53	2/15.06
<b>FY24 MISHAPS/MISHAP RATE:</b>	43/12.42	
<b>10-YEAR AVERAGE (FY15-FY24) MISHAPS/MISHAP RATE:</b>	39.30/11.67	

\*see last slide for definition of UCI/LCI





# CLASS 'A' OFF-DUTY FATALITIES



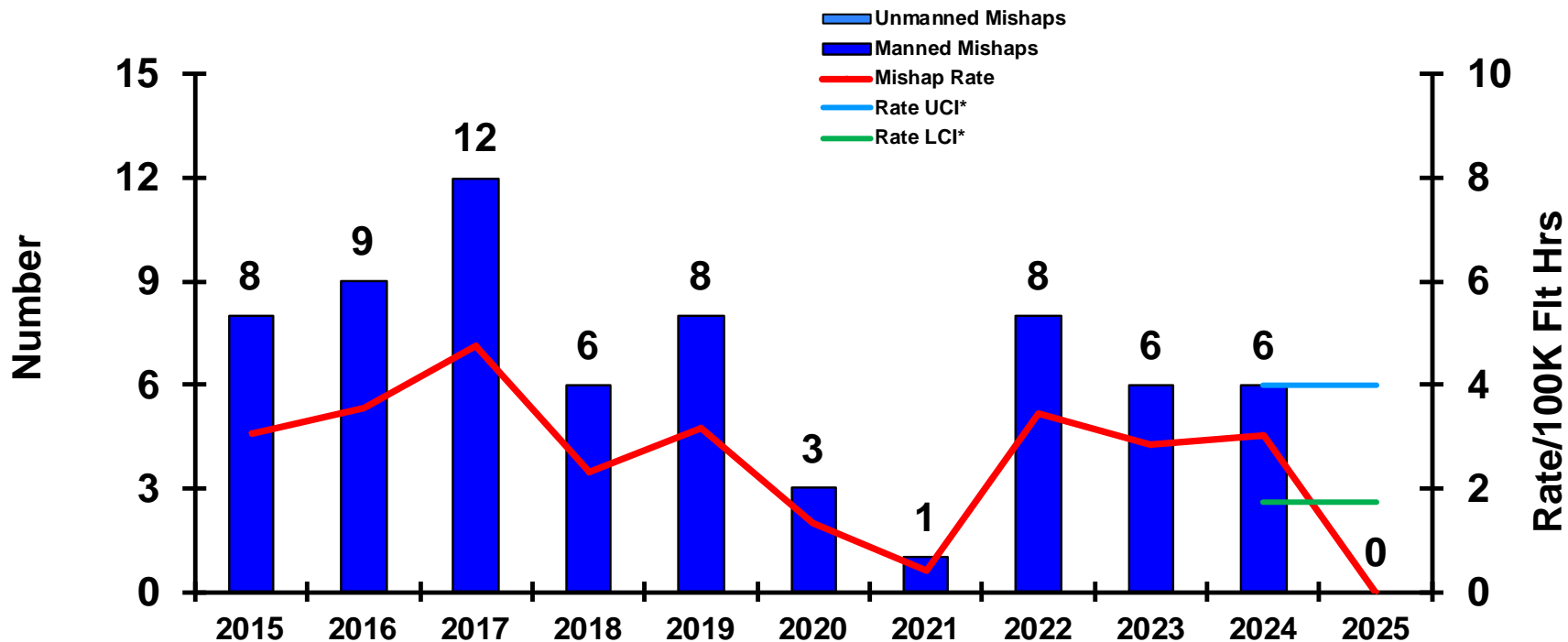
Slide does not show Government Civilian Fatalities: FY25 - 0

	15-Oct-24	15-Oct-23
<b>CLASS A FATALITIES/FATALITY RATE FY COMPARISON:</b>	1/7.53	2/15.06
<b>FY24 FATALITIES/FATALITY RATE:</b>	41/11.84	
<b>10-YEAR AVERAGE (FY15-FY24) FATALITIES/FATALITY RATE:</b>	38.20/11.32	

\*see last slide for definition of UCI/LCI



# CLASS 'A' - AVIATION MISHAPS

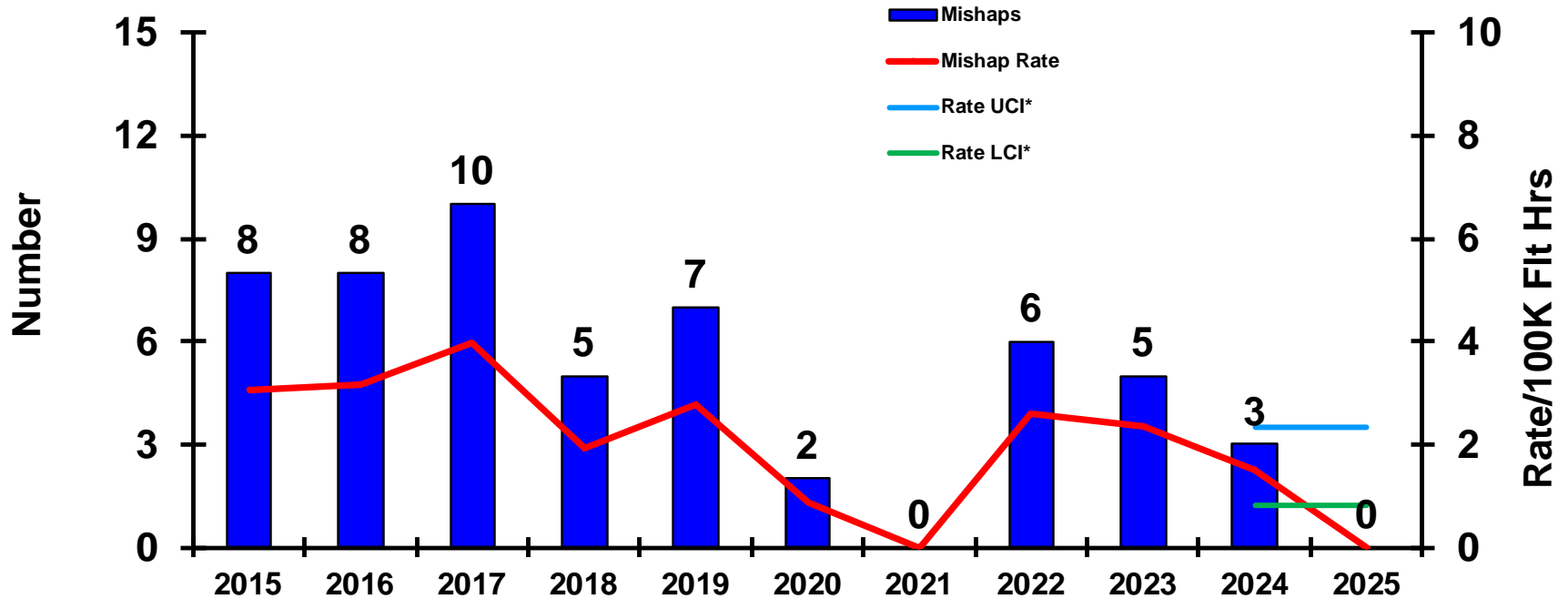


	<u>15-Oct-24</u>	<u>15-Oct-23</u>
<b>CLASS A MISHAPS/MISHAP RATE FY COMPARISON:</b>	0/0.00	0/0.00
<b>FY24 MISHAPS/MISHAP RATE:</b>	6/3.03	
<b>10-YEAR AVERAGE (FY15-FY24) MISHAPS/MISHAP RATE:</b>	6.70/2.54	



# CLASS 'A' - FLIGHT MISHAPS

Manned Aircraft Only

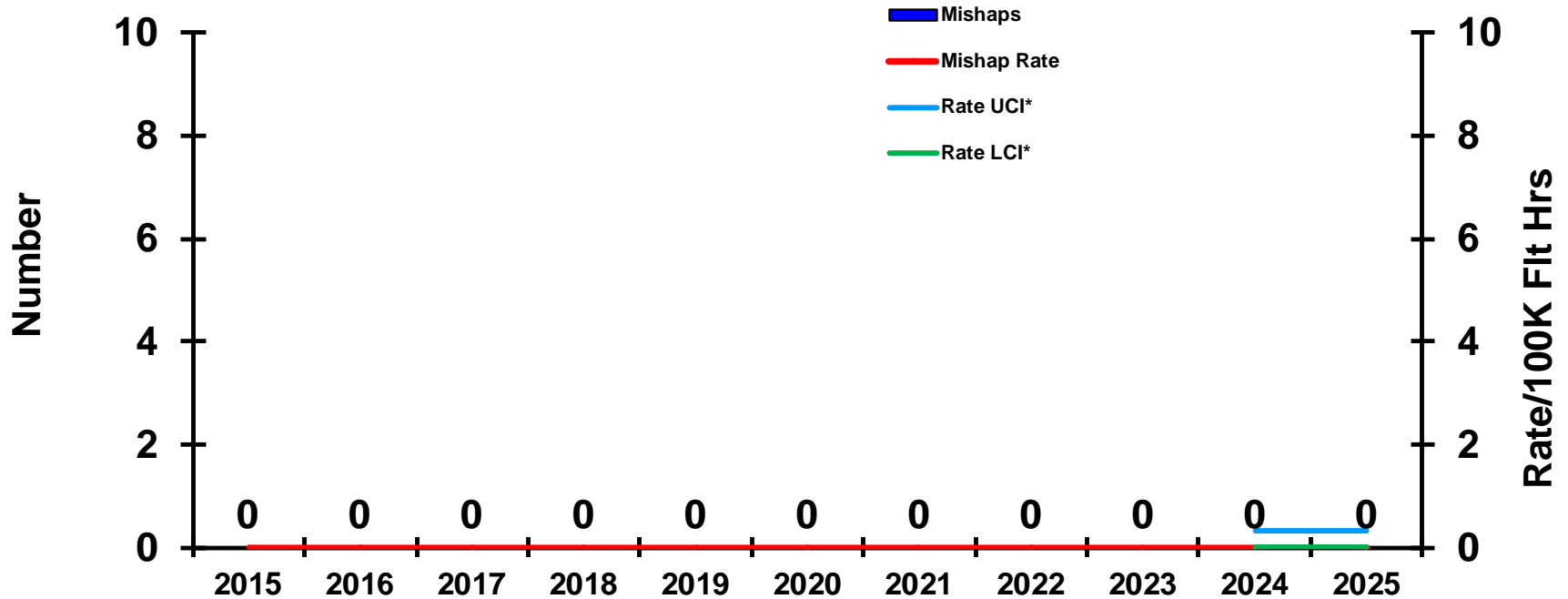


	<u>15-Oct-24</u>	<u>15-Oct-23</u>
<b>CLASS A MISHAPS/MISHAP RATE FY COMPARISON:</b>	0/0.00	0/0.00
<b>FY24 MISHAPS/MISHAP RATE:</b>	3/1.52	
<b>10-YEAR AVERAGE (FY15-FY24) MISHAPS/MISHAP RATE:</b>	5.40/2.22	



# CLASS 'A' - FLIGHT-RELATED (FREL) MISHAPS

Manned Aircraft Only

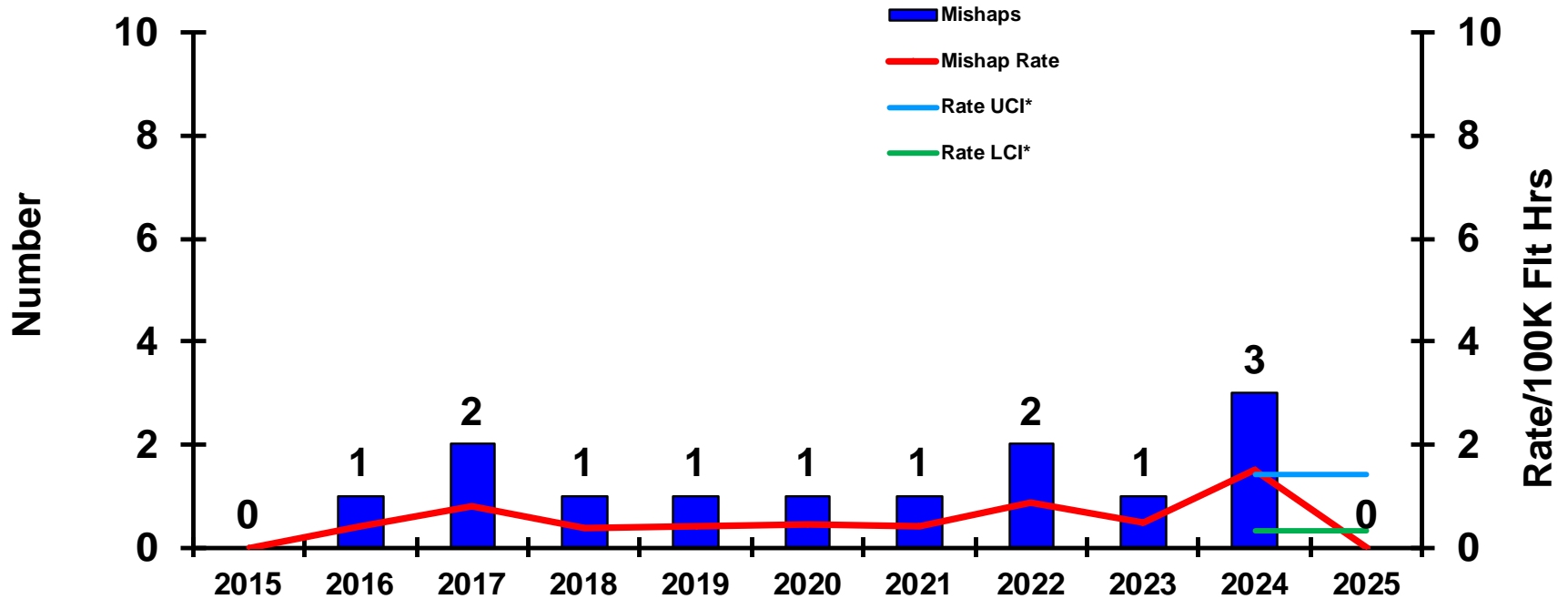


	<u>15-Oct-24</u>	<u>15-Oct-23</u>
<b>CLASS A MISHAPS/MISHAP RATE FY COMPARISON:</b>	0/0.00	0/0.00
<b>FY24 MISHAPS/MISHAP RATE:</b>	0/0.00	
<b>10-YEAR AVERAGE (FY15-FY24) MISHAPS/MISHAP RATE:</b>	0.00/0.00	



# CLASS 'A' - AVIATION GROUND MISHAPS (AGM)

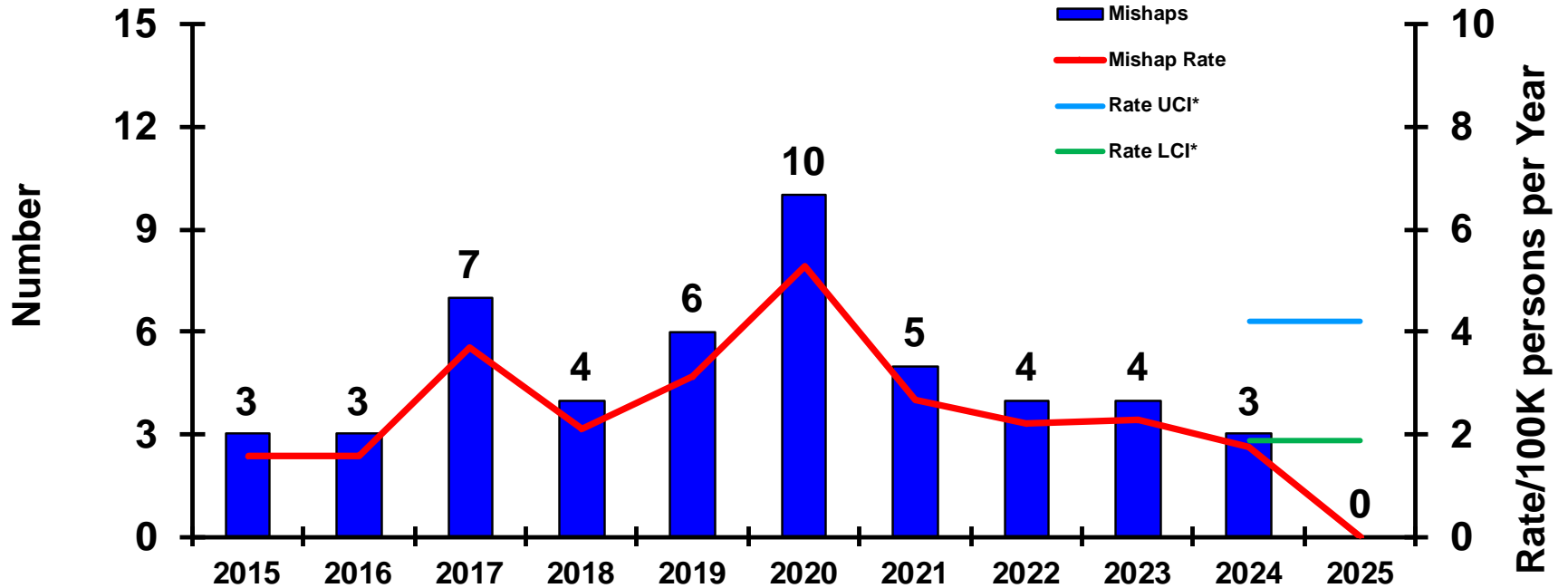
Manned Aircraft Only



	15-Oct-24	15-Oct-23
<b>CLASS A MISHAPS/MISHAP RATE FY COMPARISON:</b>	0/0.00	0/0.00
<b>FY24 MISHAPS/MISHAP RATE:</b>	3/1.52	
<b>10-YEAR AVERAGE (FY15-FY24) MISHAPS/MISHAP RATE:</b>	1.30/0.57	



# CLASS 'A' - GROUND ON-DUTY MISHAPS

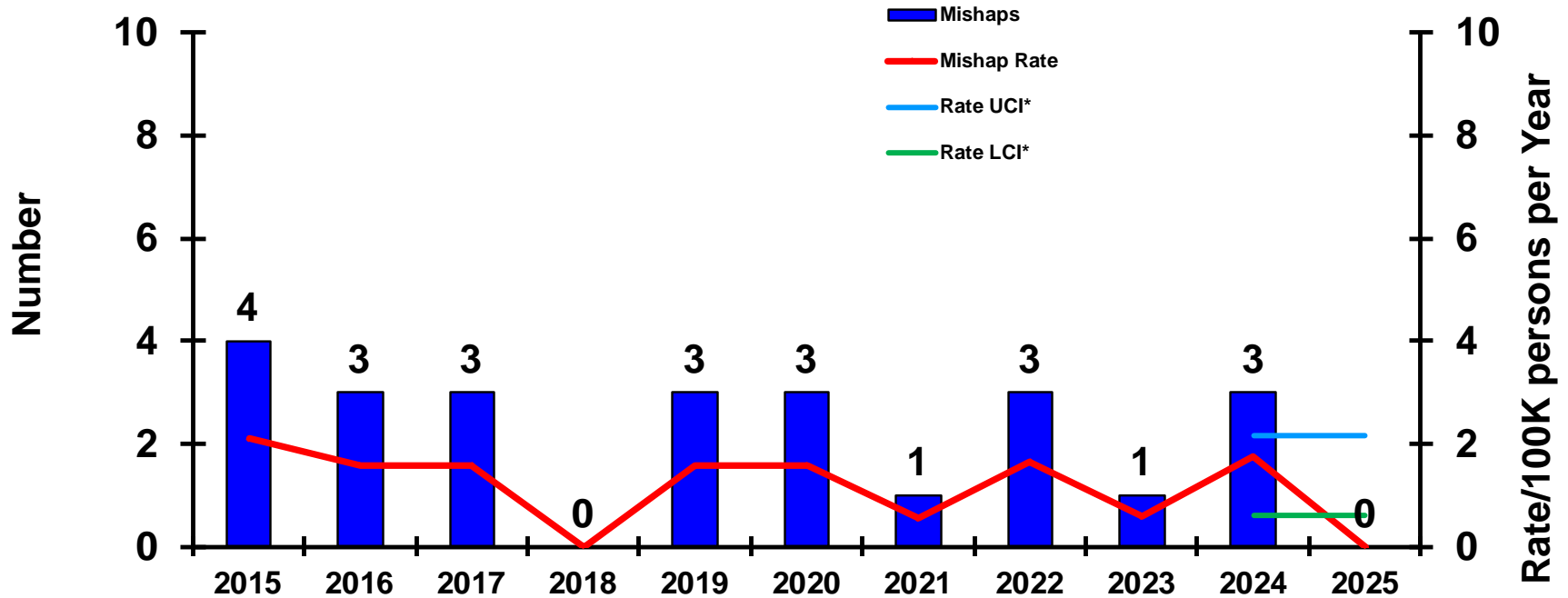


	<u>15-Oct-24</u>	<u>15-Oct-23</u>
<b>CLASS A MISHAPS/MISHAP RATE FY COMPARISON:</b>	0/0.00	1/15.11
<b>FY24 MISHAPS/MISHAP RATE:</b>	3/1.74	
<b>10-YEAR AVERAGE (FY15-FY24) MISHAPS/MISHAP RATE:</b>	4.90/2.62	

\*see last slide for definition of UCI/LCI



# CLASS 'A' - ON-DUTY MOTOR VEHICLE (MV) MISHAPS

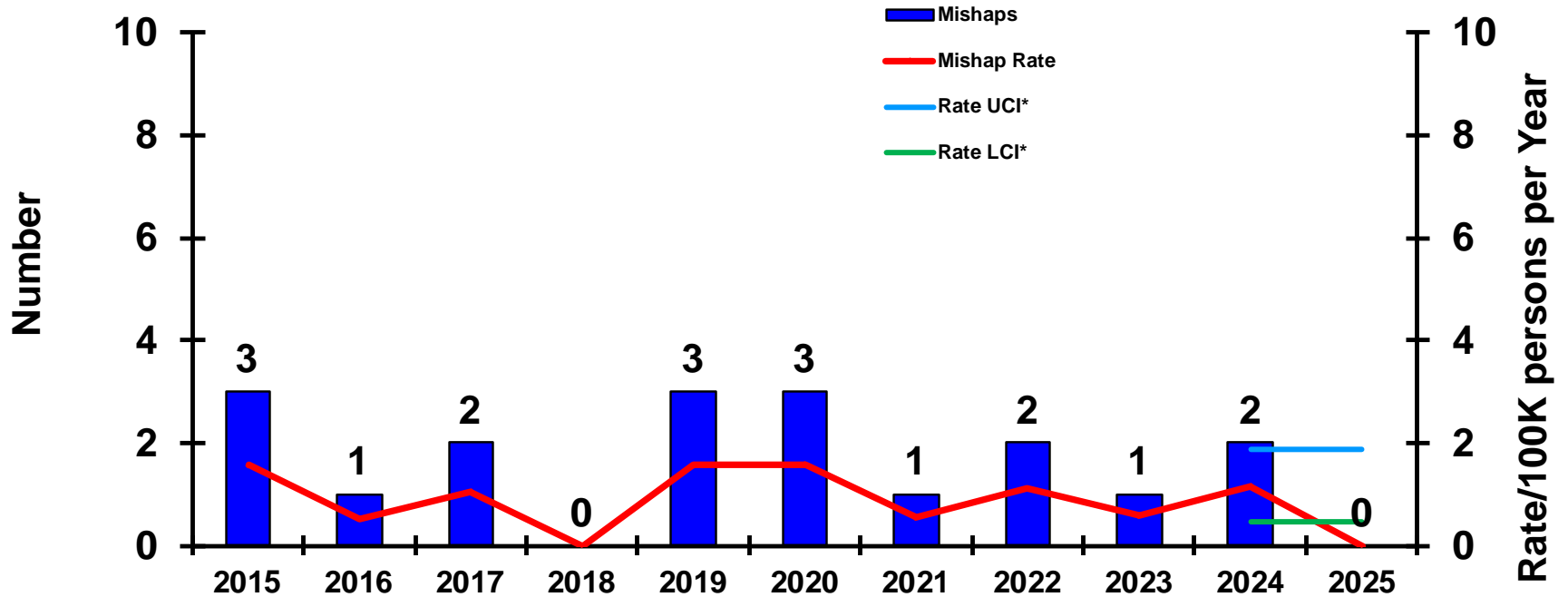


	<u>15-Oct-24</u>	<u>15-Oct-23</u>
<b>CLASS A MISHAPS/MISHAP RATE FY COMPARISON:</b>	0/0.00	0/0.00
<b>FY24 MISHAPS/MISHAP RATE:</b>	3/1.74	
<b>10-YEAR AVERAGE (FY15-FY24) MISHAPS/MISHAP RATE:</b>	2.40/1.29	

\*see last slide for definition of UCI/LCI



# CLASS 'A' – TACTICAL VEHICLE (TACVEH) MISHAPS



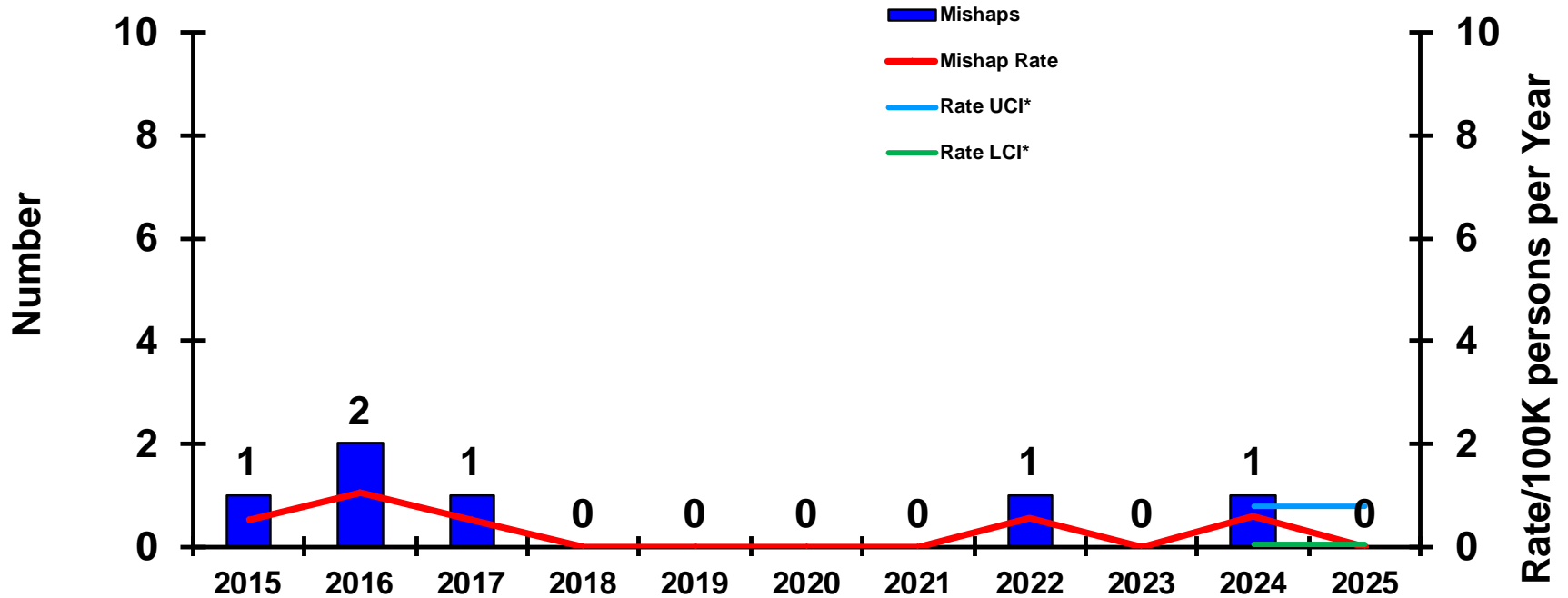
	15-Oct-24	15-Oct-23
<b>CLASS A MISHAPS/MISHAP RATE FY COMPARISON:</b>	0/0.00	0/0.00
<b>FY24 MISHAPS/MISHAP RATE:</b>	2/1.16	
<b>10-YEAR AVERAGE (FY15-FY24) MISHAPS/MISHAP RATE:</b>	1.80/0.96	

\*see last slide for definition of UCI/LCI





# CLASS 'A' – COMMERCIAL VEHICLE (COMMVEH) MISHAPS

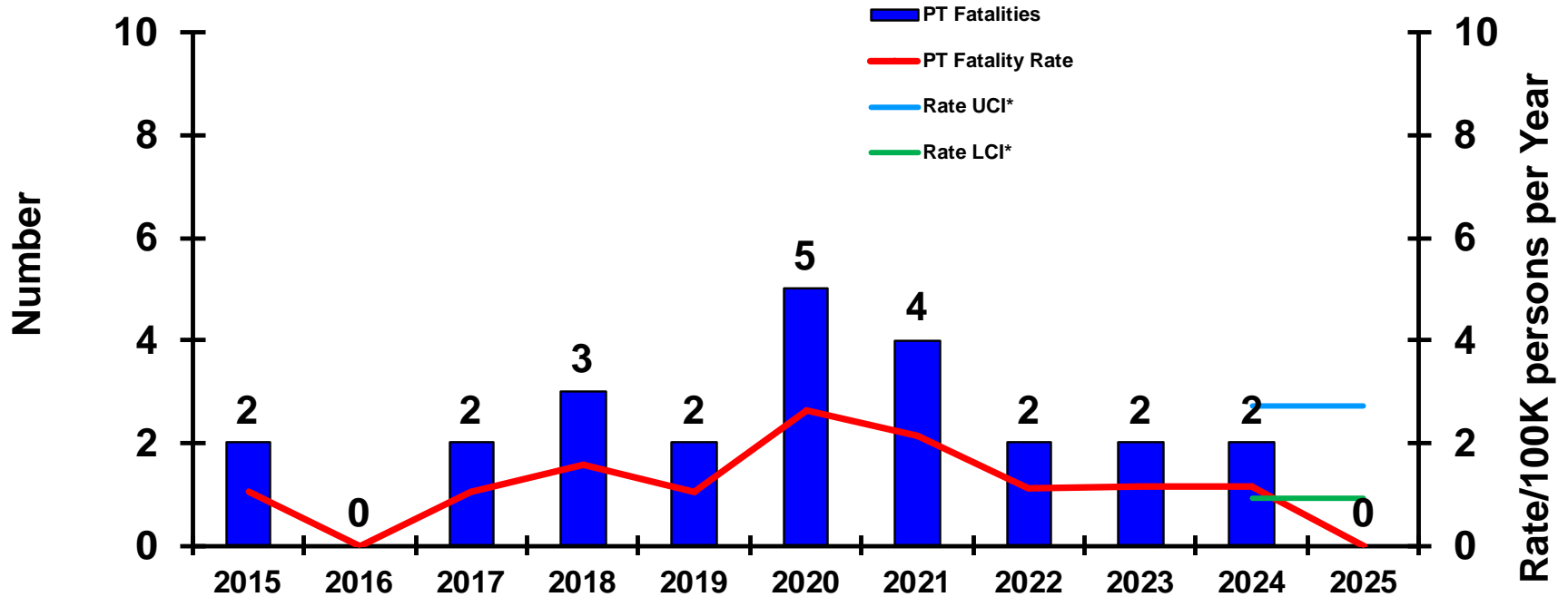


	15-Oct-24	15-Oct-23
<b>CLASS A MISHAPS/MISHAP RATE FY COMPARISON:</b>	0/0.00	0/0.00
<b>FY24 MISHAPS/MISHAP RATE:</b>	1/0.58	
<b>10-YEAR AVERAGE (FY15-FY24) MISHAPS/MISHAP RATE:</b>	0.60/0.32	

\*see last slide for definition of UCI/LCI



# CLASS 'A' - PHYSICAL TRAINING FATALITIES

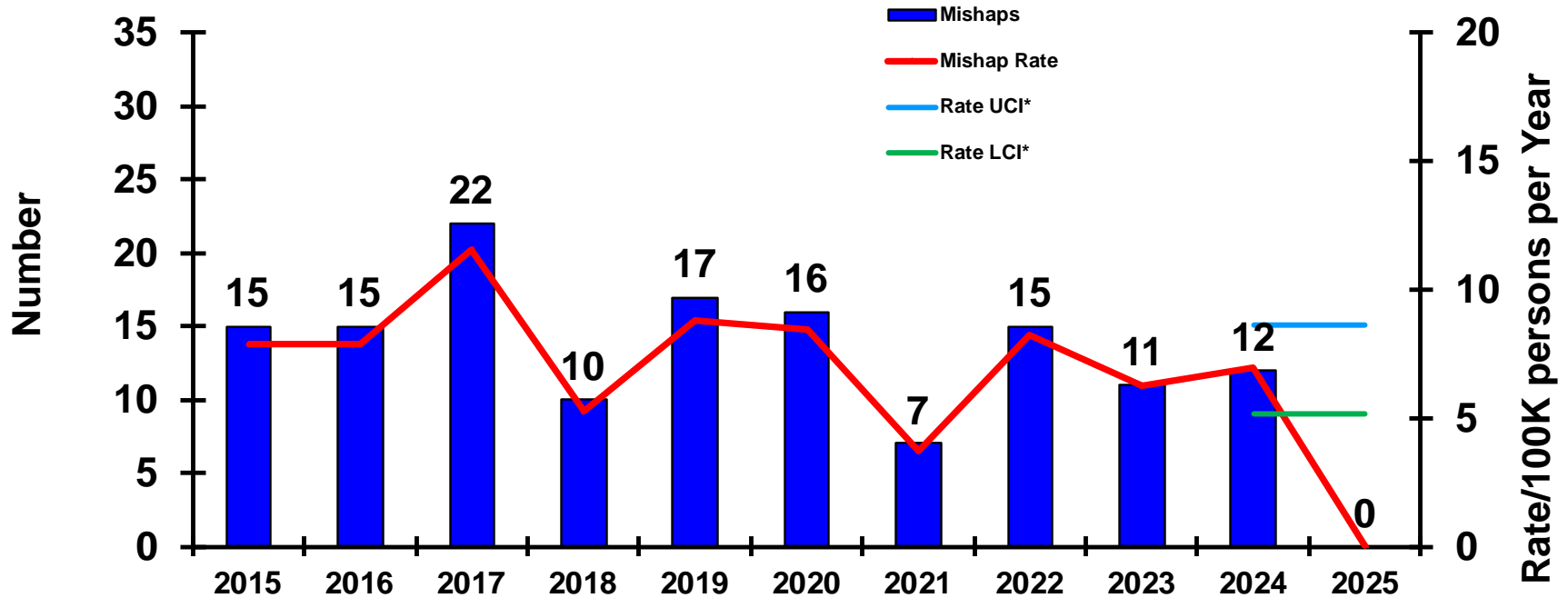


	15-Oct-24	15-Oct-23
<b>CLASS A FATALITIES/FATALITY RATE FY COMPARISON:</b>	0/0.00	1/15.11
<b>FY24 FATALITIES/FATALITY RATE:</b>	2/1.16	
<b>10-YEAR AVERAGE (FY15-FY24) FATALITIES/FATALITY RATE:</b>	2.40/1.29	

\*see last slide for definition of UCI/LCI



# CLASS 'A' - ON-DUTY MISHAPS

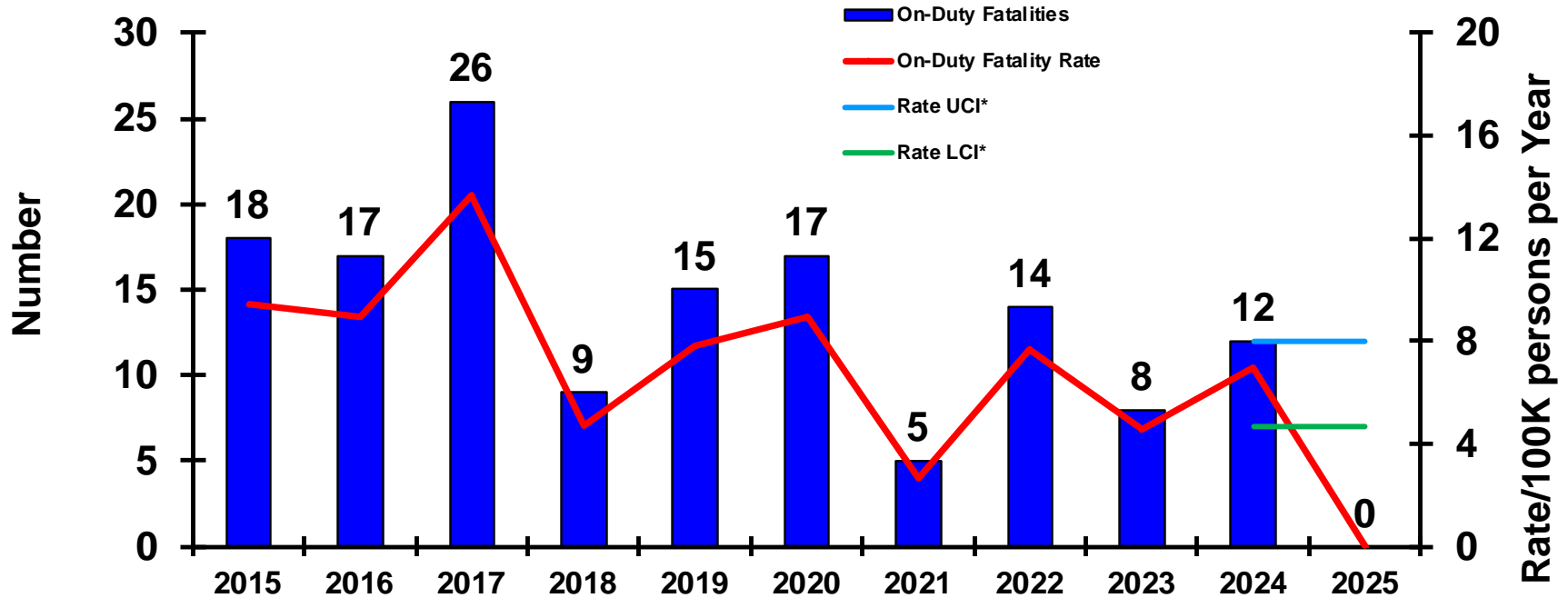


	<u>15-Oct-24</u>	<u>15-Oct-23</u>
<b>CLASS A MISHAPS/MISHAP RATE FY COMPARISON:</b>	0/0.00	1/15.11
<b>FY24 MISHAPS/MISHAP RATE:</b>	12/6.95	
<b>10-YEAR AVERAGE (FY15-FY24) MISHAPS/MISHAP RATE:</b>	14.00/7.50	

\*see last slide for definition of UCI/LCI



# CLASS 'A' - ON-DUTY FATALITIES



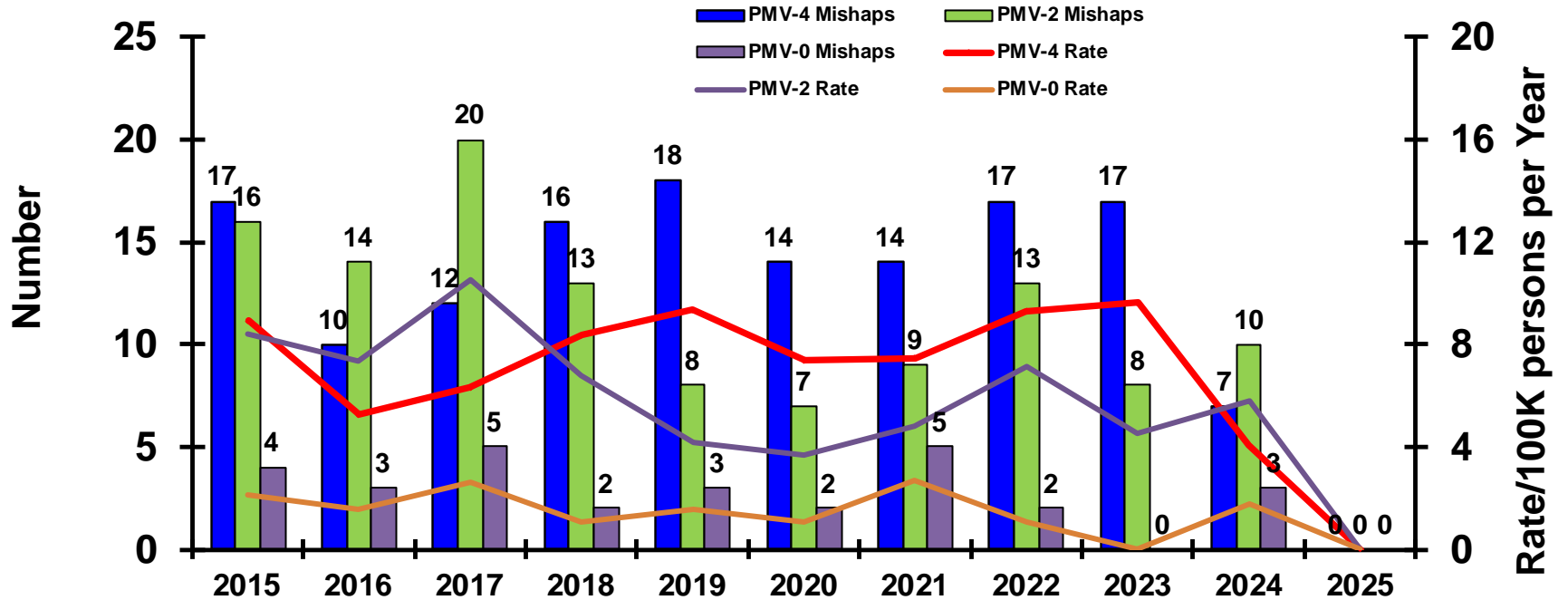
Slide does not show Government Civilian Fatalities: FY25 - 0

	15-Oct-24	15-Oct-23
<b>CLASS A FATALITIES/FATALITY RATE FY COMPARISON:</b>	0/0.00	1/15.11
<b>FY24 FATALITIES/FATALITY RATE:</b>	12/6.95	
<b>10-YEAR AVERAGE (FY15-FY24) FATALITIES/FATALITY RATE:</b>	14.10/7.53	

\*see last slide for definition of UCI/LCI



# CLASS 'A' – PRIVATE MOTOR VEHICLE (PMV) MISHAPS

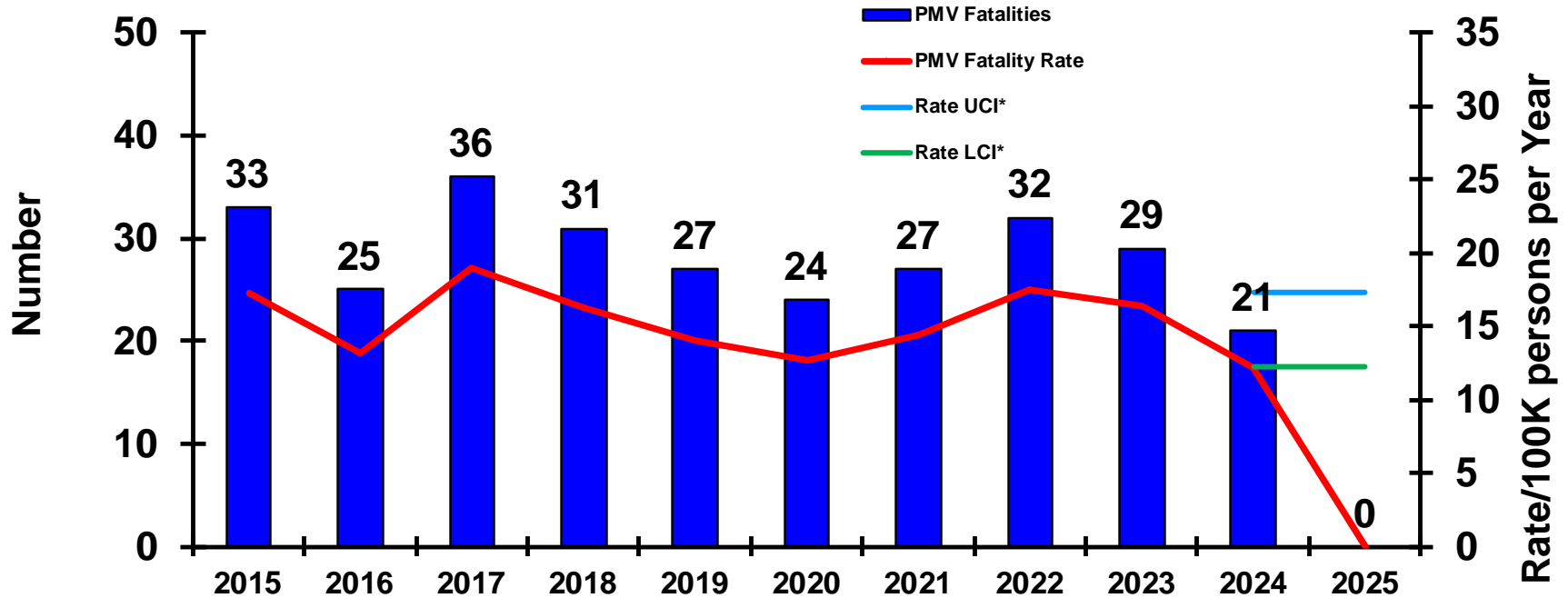


CLASS A MISHAPS/MISHAP RATE FY COMPARISON:	PMV-4		PMV-2		PMV-0	
	15-Oct-24	15-Oct-23	15-Oct-24	15-Oct-23	15-Oct-24	15-Oct-23
FY24 MISHAPS/MISHAP RATE:	7/4.06	1/15.11	10/5.79	0/0.00	3/1.74	0/0.00
10-YEAR AVERAGE (FY15-FY24) MISHAPS/MISHAP RATE:	14.20/7.61		11.80/6.32		2.90/1.55	

\*see last slide for definition of UCI/LCI



# CLASS 'A' – PRIVATE MOTOR VEHICLE (PMV) FATALITIES

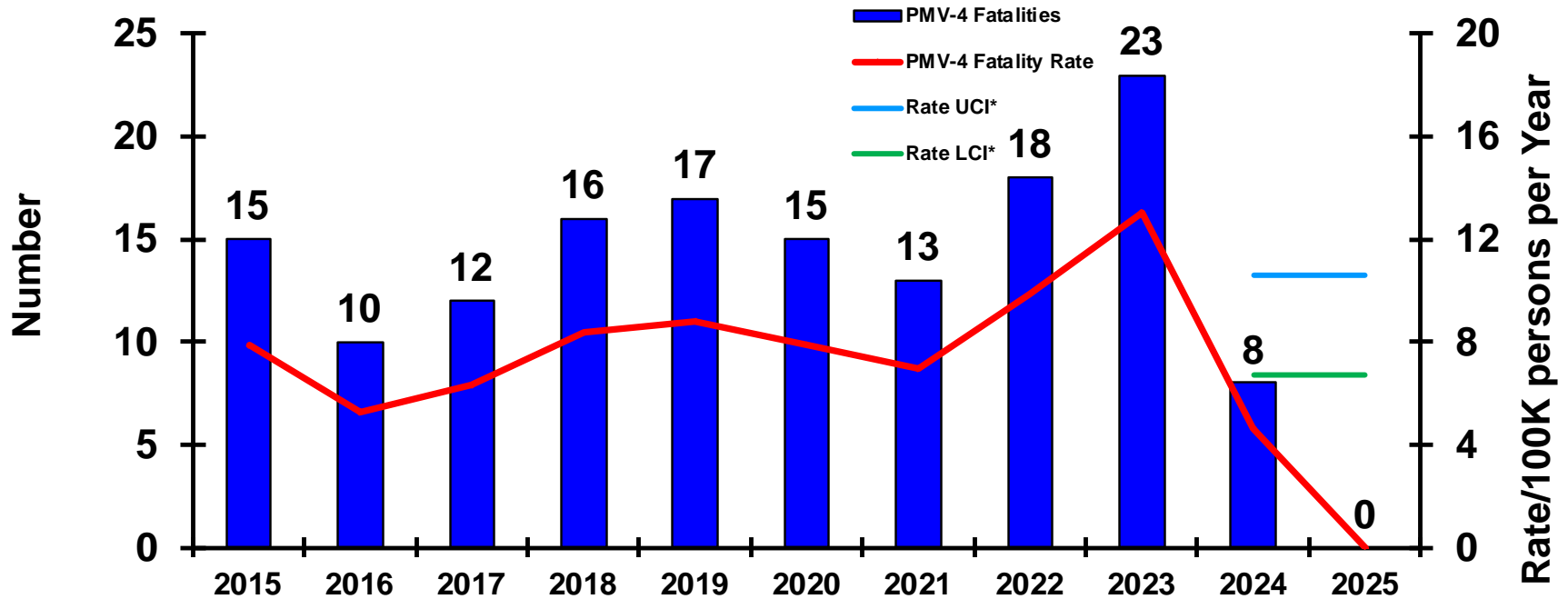


	15-Oct-24	15-Oct-23
<b>CLASS A FATALITIES/FATALITY RATE FY COMPARISON:</b>	0/0.00	1/15.11
<b>FY24 FATALITIES/FATALITY RATE:</b>	21/12.17	
<b>10-YEAR AVERAGE (FY15-FY24) FATALITIES/FATALITY RATE:</b>	28.50/15.29	

\*see last slide for definition of UCI/LCI



# CLASS 'A' – AUTOMOBILE (PMV-4) FATALITIES

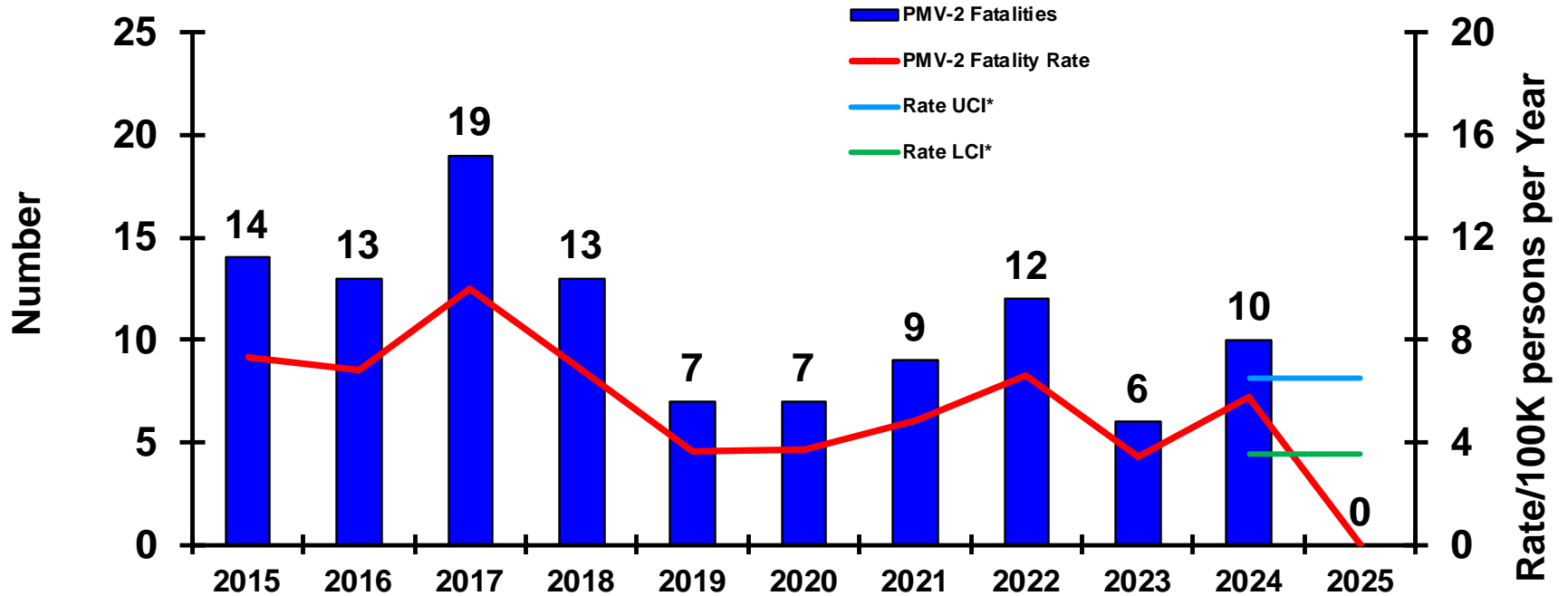


	<u>15-Oct-24</u>	<u>15-Oct-23</u>
<b>CLASS A FATALITIES/FATALITY RATE FY COMPARISON:</b>	0/0.00	1/15.11
<b>FY24 FATALITIES/FATALITY RATE:</b>	8/4.64	
<b>10-YEAR AVERAGE (FY15-FY24) FATALITIES/FATALITY RATE:</b>	14.70/7.90	

\*see last slide for definition of UCI/LCI



# CLASS 'A' – MOTORCYCLE (PMV-2) FATALITIES



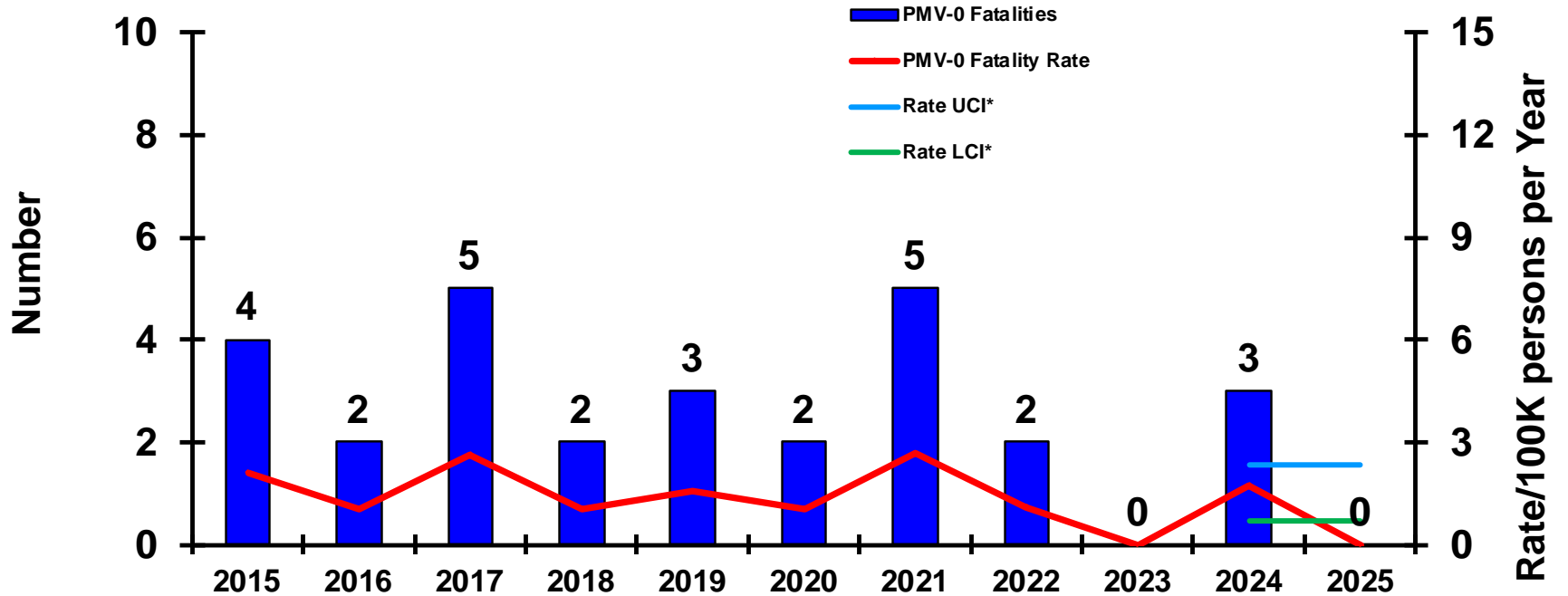
	15-Oct-24	15-Oct-23
<b>CLASS A FATALITIES/FATALITY RATE FY COMPARISON:</b>	0/0.00	0/0.00
<b>FY24 FATALITIES/FATALITY RATE:</b>	10/5.79	
<b>10-YEAR AVERAGE (FY15-FY24) FATALITIES/FATALITY RATE:</b>	11.00/5.89	

\*see last slide for definition of UCI/LCI





# CLASS 'A' – PEDESTRIAN (PMV-0) FATALITIES

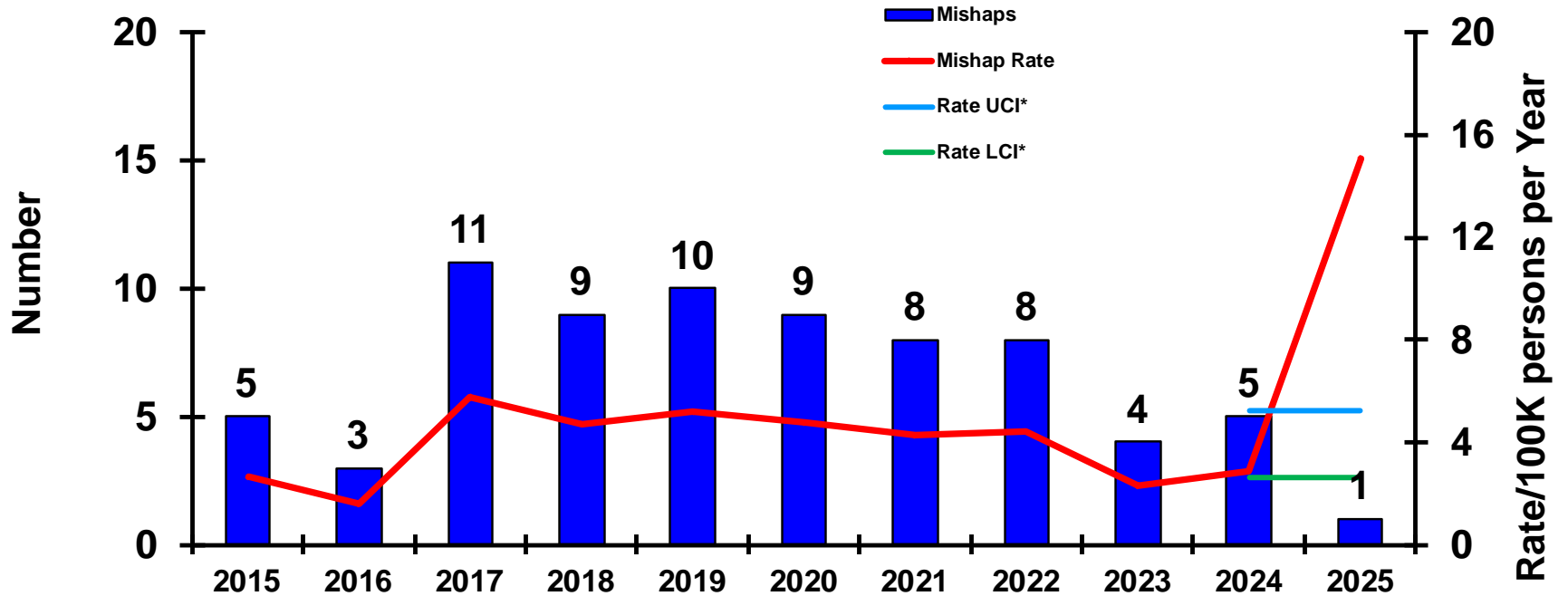


	15-Oct-24	15-Oct-23
<b>CLASS A FATALITIES/FATALITY RATE FY COMPARISON:</b>	0/0.00	0/0.00
<b>FY24 FATALITIES/FATALITY RATE:</b>	3/1.74	
<b>10-YEAR AVERAGE (FY15-FY24) FATALITIES/FATALITY RATE:</b>	2.80/1.49	

\*see last slide for definition of UCI/LCI



# CLASS 'A' - OFF-DUTY/REC MISHAPS

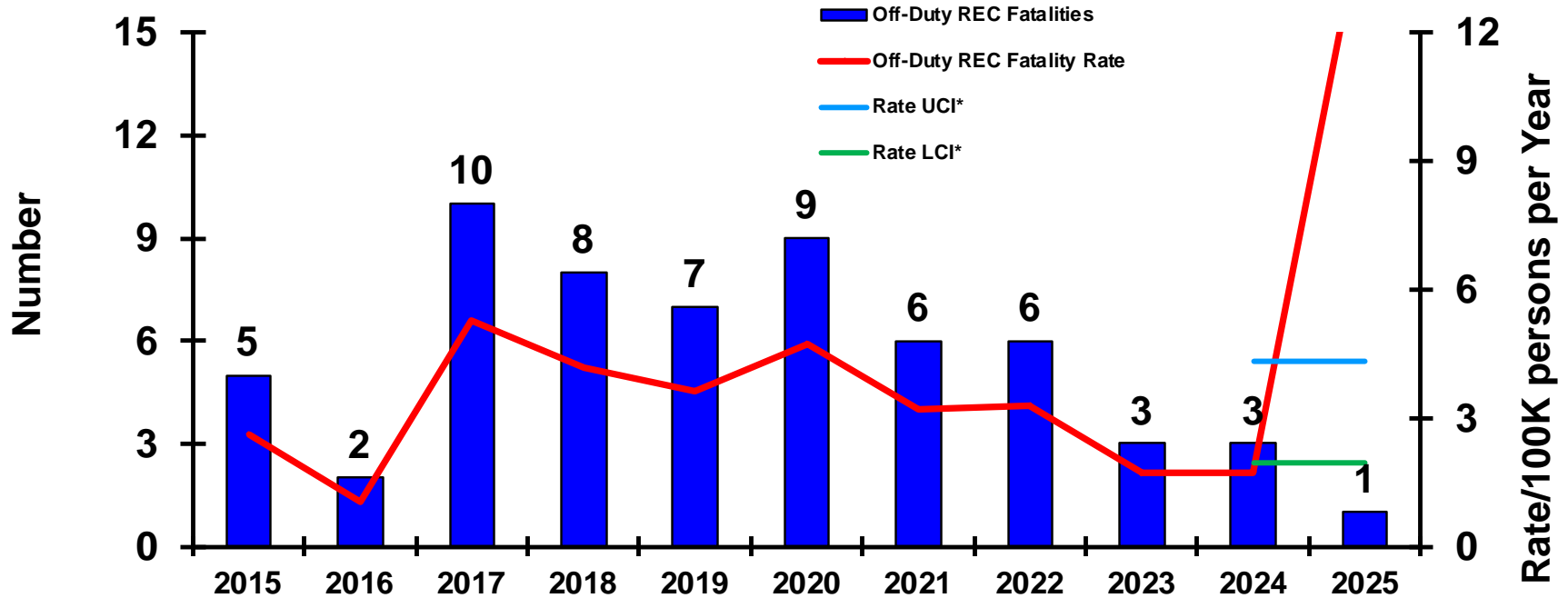


	15-Oct-24	15-Oct-23
<b>CLASS A MISHAPS/MISHAP RATE FY COMPARISON:</b>	1/15.11	0/0.00
<b>FY24 MISHAPS/MISHAP RATE:</b>	5/2.90	
<b>10-YEAR AVERAGE (FY15-FY24) MISHAPS/MISHAP RATE:</b>	7.20/3.85	

\*see last slide for definition of UCI/LCI



# CLASS 'A' - OFF-DUTY/REC FATALITIES

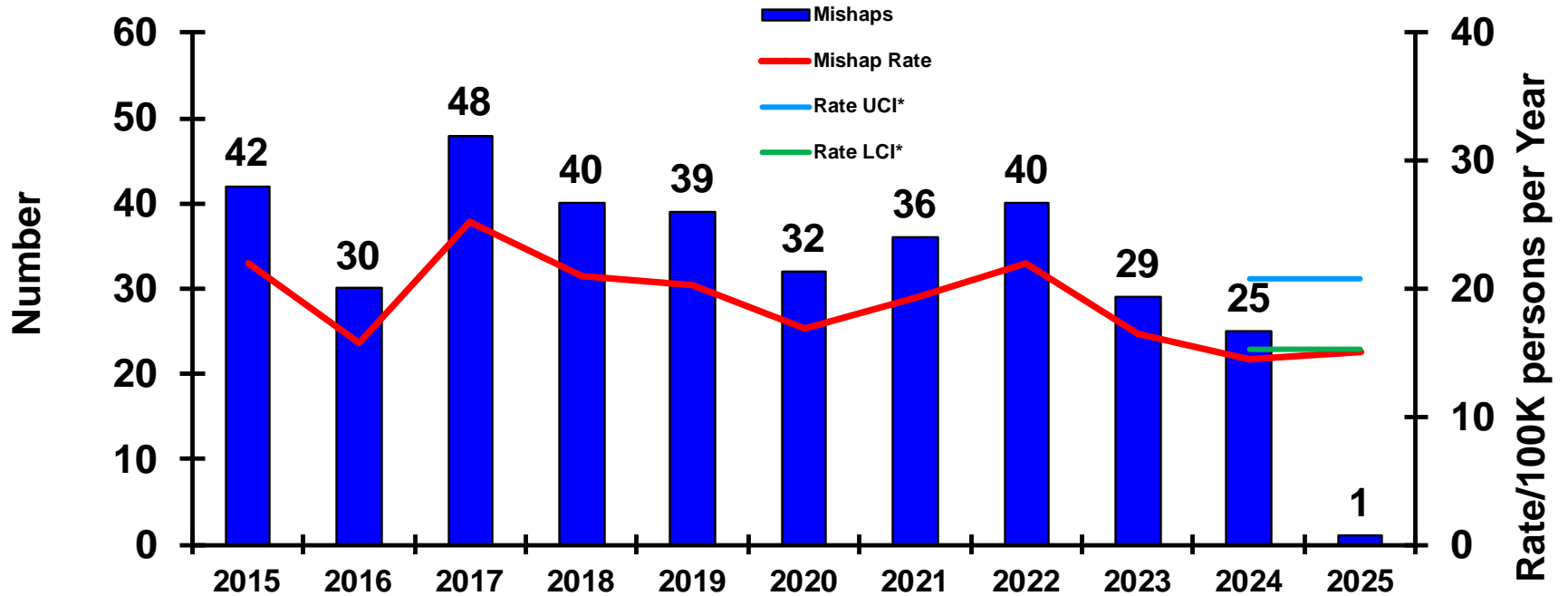


	15-Oct-24	15-Oct-23
<b>CLASS A FATALITIES/FATALITY RATE FY COMPARISON:</b>	1/15.11	0/0.00
<b>FY24 FATALITIES/FATALITY RATE:</b>	3/1.74	
<b>10-YEAR AVERAGE (FY15-FY24) FATALITIES/FATALITY RATE:</b>	5.90/3.14	

\*see last slide for definition of UCI/LCI



# CLASS 'A' OFF-DUTY MISHAPS

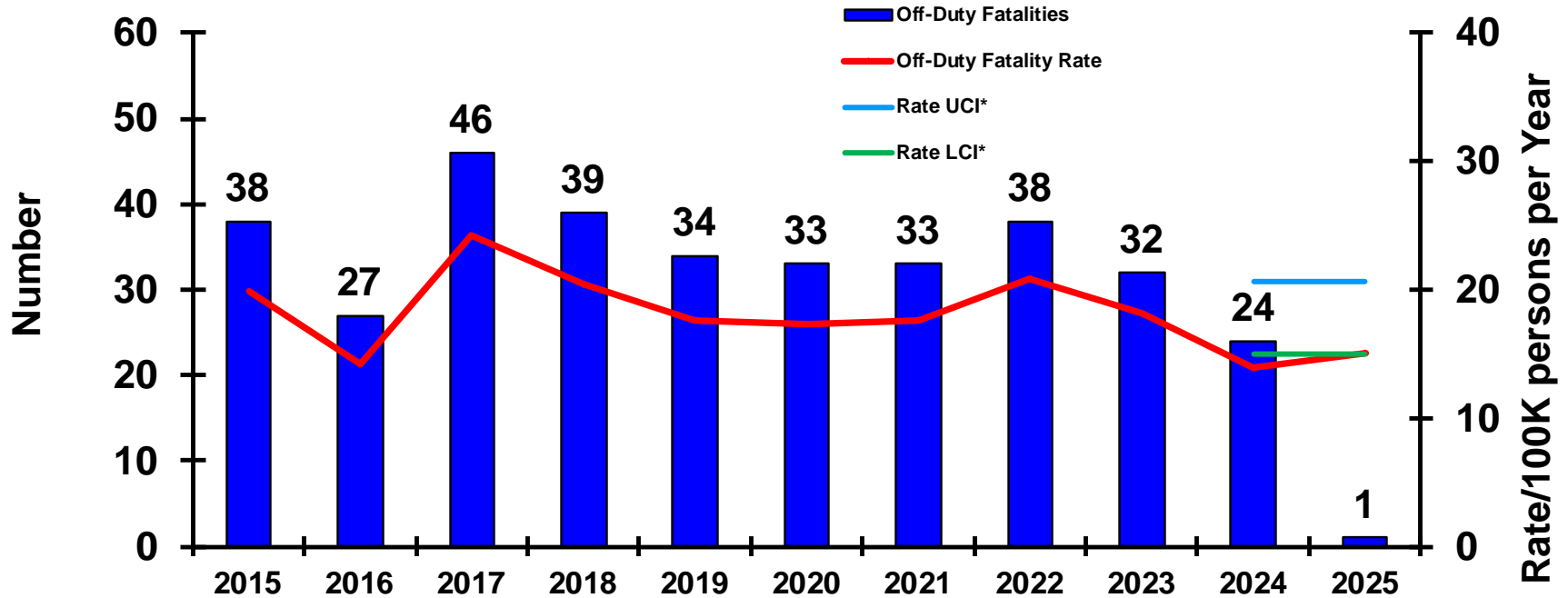


	<u>15-Oct-24</u>	<u>15-Oct-23</u>
<b>CLASS A MISHAPS/MISHAP RATE FY COMPARISON:</b>	1/15.11	1/15.11
<b>FY24 MISHAPS/MISHAP RATE:</b>	25/14.48	
<b>10-YEAR AVERAGE (FY15-FY24) MISHAPS/MISHAP RATE:</b>	36.10/19.32	

\*see last slide for definition of UCI/LCI



# CLASS 'A' OFF-DUTY FATALITIES



Slide does not show Government Civilian Fatalities: FY25 - 0

	15-Oct-24	15-Oct-23
<b>CLASS A FATALITIES/FATALITY RATE FY COMPARISON:</b>	1/15.11	1/15.11
<b>FY24 FATALITIES/FATALITY RATE:</b>	24/13.91	
<b>10-YEAR AVERAGE (FY15-FY24) FATALITIES/FATALITY RATE:</b>	34.40/18.43	

\*see last slide for definition of UCI/LCI



# **USN - SHORT NARRATIVES**

## **USN CLASS 'A' - AVIATION CLASS A MISHAPS (includes UAS/UAV, FRMs and AGMs not included in the Flight Slide) (0)**

- CLASS A FLIGHT MISHAPS (0)
  - NSTR.
- CLASS 'A' FLIGHT-RELATED MISHAPS (FREL) (0)
  - NSTR
- CLASS 'A' AGM MISHAPS (0)
  - NSTR
- CLASS 'A' MISHAP – UAV (0)
  - NSTR

## **USN CLASS 'A' - AFLOAT MISHAPS (0)**

- CLASS A SURFACE SHIP MISHAPS (0)
  - NSTR
- CLASS A SUBMARINE MISHAPS (0)
  - NSTR
- CLASS 'A' DIVING MISHAPS (0)
  - NSTR
- CLASS 'A' MSC AFLOAT MISHAPS (0)
  - NSTR



# **USN - SHORT NARRATIVES**

## **USN CLASS 'A' - SHORE MISHAPS (0)**

- CLASS A SHORE MISHAPS (0)
  - NSTR
  
- CLASS 'A' PHYSICAL TRAINING MISHAPS (0)
  - NSTR

## **USN CLASS 'A' - ON-DUTY MOTOR VEHICLE MISHAPS (0)**

- CLASS 'A' TACTICAL VEHICLE MISHAPS (0)
  - NSTR
  
- CLASS 'A' COMMERCIAL VEHICLE MISHAPS (0)
  - NSTR



# **USN - SHORT NARRATIVES**

## **USN CLASS 'A' - PMV FATALITIES (1)**

- PMV-4 FATALITIES (0)
  - NSTR
  
- PMV-2 FATALITIES (1)
  - 2 Oct 2024 (Kingsland, GA) SVM involved in a motorcycle accident, died at scene.
  
- PMV-0 FATALITIES (0)
  - NSTR

## **USN CLASS 'A' USN - OFF-DUTY/RECREATIONAL FATALITIES (0)**

- OFF-DUTY/REC FATALITIES (0)
  - NSTR

## **USN CLASS 'A' - PERMANENT TOTAL DISABILITIES (0)**

- NSTR





# **USMC - SHORT NARRATIVES**

## **USMC CLASS 'A' AVIATION MISHAPS (includes UAS/UAV, FRMs and AGMs not included in the Flight Slide) (0)**

- CLASS A FLIGHT MISHAPS (0)
  - NSTR
- CLASS 'A' FLIGHT-RELATED MISHAPS (FREL) (0)
  - NSTR
- CLASS 'A' AGM MISHAPS (0)
  - NSTR
- CLASS 'A' MISHAP – UAV (0)
  - NSTR

## **USMC CLASS 'A' GROUND MISHAPS (0)**

- CLASS A GROUND MISHAPS (0)
  - NSTR
- CLASS A PHYSICAL TRAINING MISHAPS (0)
  - NSTR



# **USMC - SHORT NARRATIVES**

## **USMC CLASS 'A' ON-DUTY MOTOR VEHICLE MISHAPS (0)**

- CLASS 'A' TACTICAL VEHICLE MISHAPS (0)
  - NSTR
  
- CLASS 'A' COMMERCIAL VEHICLE MISHAPS (0)
  - NSTR

## **USMC CLASS 'A' PMV FATALITIES (0)**

- PMV-4 FATALITIES (0)
  - NSTR
  
- PMV-2 FATALITIES (0)
  - NSTR
  
- PMV-0 FATALITIES (0)
  - NSTR



# **USMC - SHORT NARRATIVES**

## **USMC CLASS 'A' OFF-DUTY/RECREATIONAL FATALITIES (1)**

- **OFF-DUTY/REC FATALITIES (1)**
  - 12 Oct 2024 (Raleigh, NC) SVM sustained injury from accidental personal firearm discharge, died at scene.

## **USMC CLASS 'A' – PERMANENT TOTAL DISABILITIES (0)**

- NSTR



# *Mishap Confidence Interval*



- UCI = Upper Confidence Interval    LCI = Lower Confidence Interval
- Rate values above the UCI or below the LCI infer a statistically significant change is probable. This is only an indicator. Significance cannot be determined until end-of-year.
- Values between the UCI and LCI infer that nothing significant has occurred to increase or decrease mishap rate.

(Confidence Interval is based on: Poisson Rate related to a Chi Squared Distribution and calculated using FY16-20 data except for the Lost Work Days and Lost Time Case slides which were based on a normal distribution).