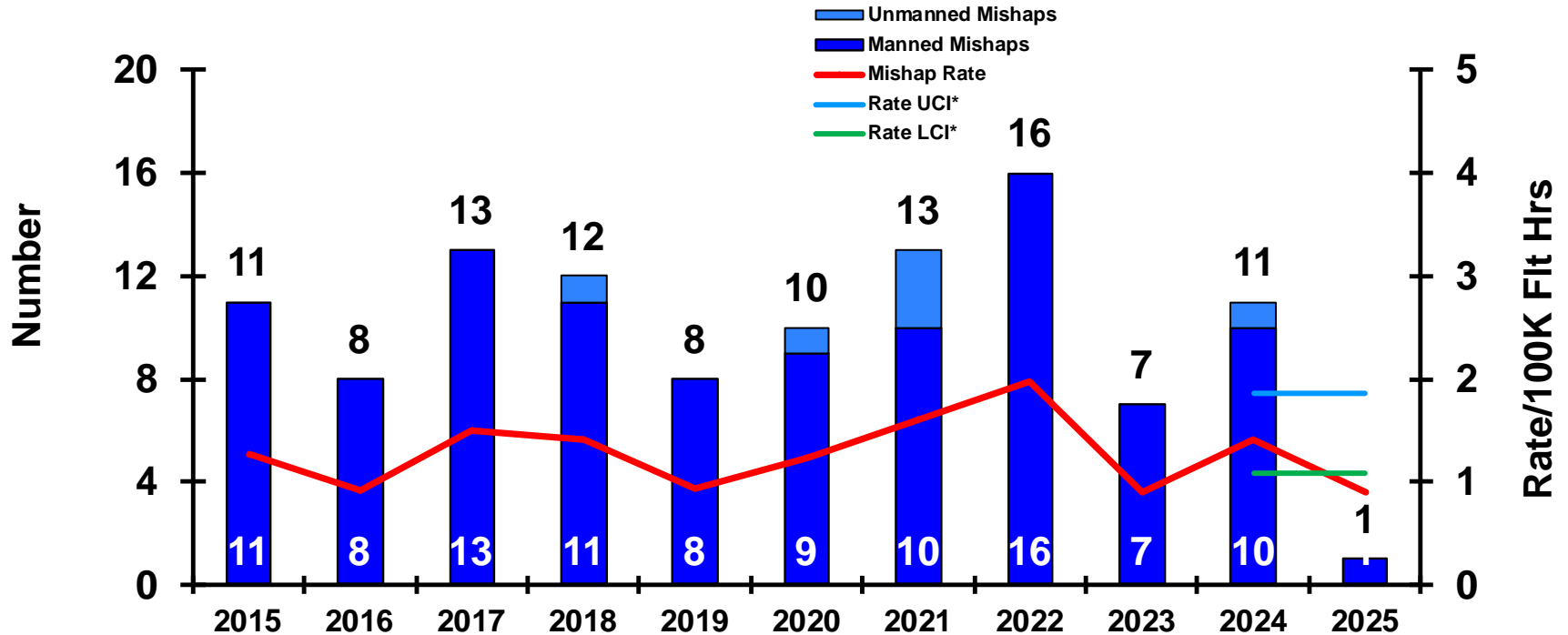




CLASS 'A' - AVIATION MISHAPS



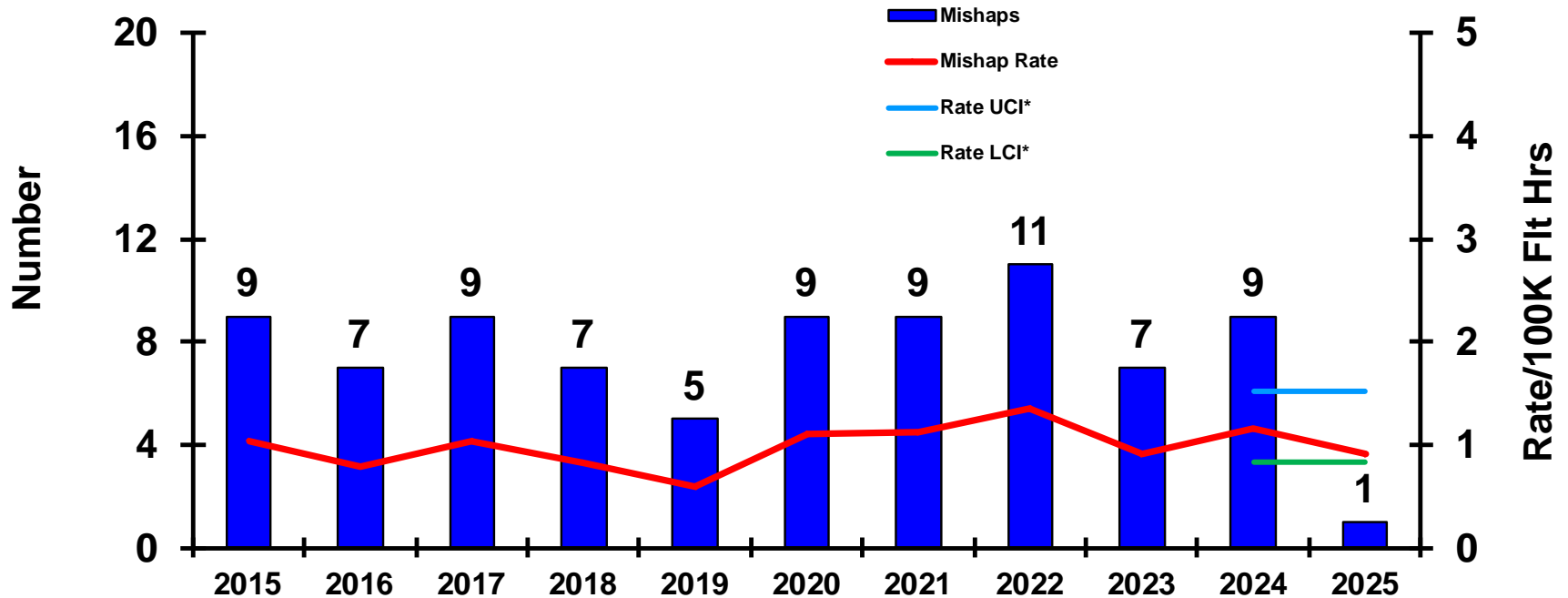
	<u>26-Nov-24</u>	<u>26-Nov-23</u>
CLASS A MISHAPS/MISHAP RATE FY COMPARISON:	1/0.91	4/3.34
FY24 MISHAPS/MISHAP RATE:	11/1.41	
10-YEAR AVERAGE (FY15-FY24) MISHAPS/MISHAP RATE:	10.90/1.28	

*see last slide for definition of UCI/LCI



CLASS 'A' - FLIGHT MISHAPS

Manned Aircraft Only



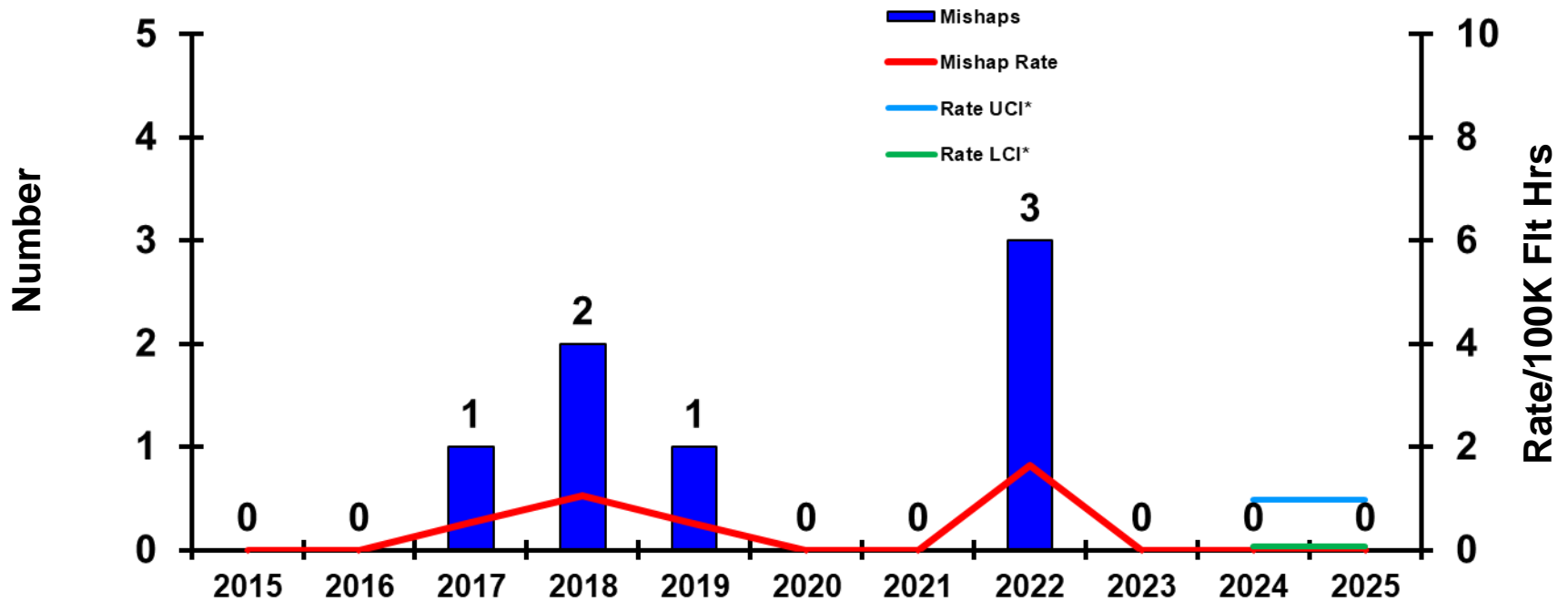
	<u>26-Nov-24</u>	<u>26-Nov-23</u>
CLASS A MISHAPS/MISHAP RATE FY COMPARISON:	1/0.91	4/3.34
FY24 MISHAPS/MISHAP RATE:	9/1.15	
10-YEAR AVERAGE (FY15-FY24) MISHAPS/MISHAP RATE:	8.20/0.99	

*see last slide for definition of UCI/LCI



CLASS 'A' - FLIGHT-RELATED (FREL) MISHAPS

Manned Aircraft Only



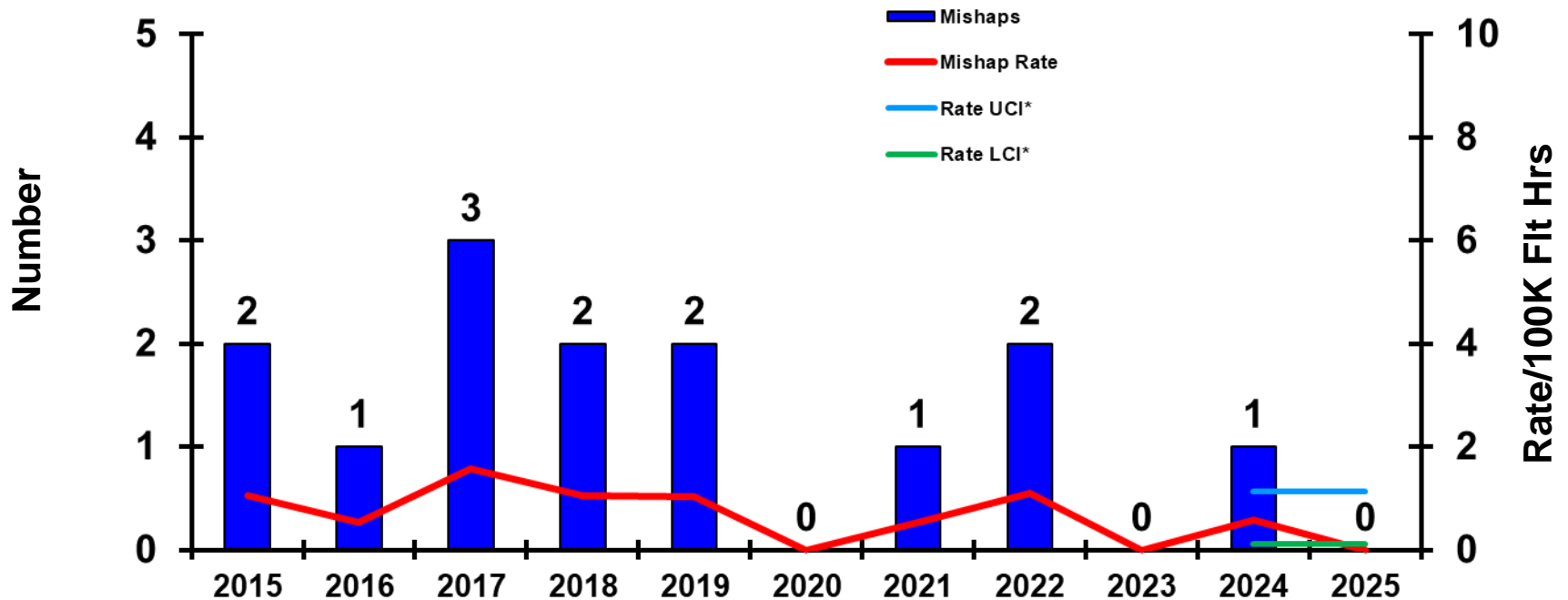
	<u>26-Nov-24</u>	<u>26-Nov-23</u>
CLASS A MISHAPS/MISHAP RATE FY COMPARISON:	0/0.00	0/0.00
FY24 MISHAPS/MISHAP RATE:	0/0.00	
10-YEAR AVERAGE (FY15-FY24) MISHAPS/MISHAP RATE:	0.70/0.08	

*see last slide for definition of UCI/LCI



CLASS 'A' - AVIATION GROUND MISHAPS (AGM)

Manned Aircraft Only

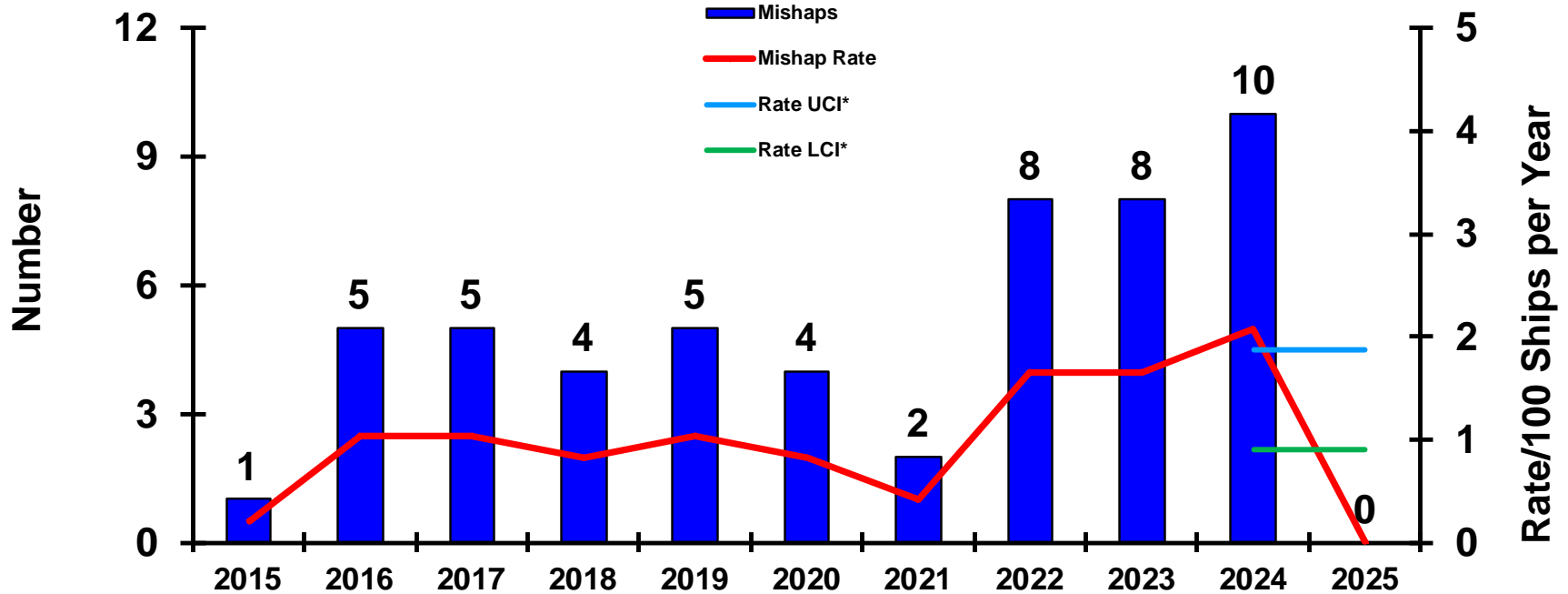


	<u>26-Nov-24</u>	<u>26-Nov-23</u>
CLASS A MISHAPS/MISHAP RATE FY COMPARISON:	0/0.00	0/0.00
FY24 MISHAPS/MISHAP RATE:	1/0.13	
10-YEAR AVERAGE (FY15-FY24) MISHAPS/MISHAP RATE:	1.40/0.17	

*see last slide for definition of UCI/LCI



CLASS 'A' - AFLOAT MISHAPS

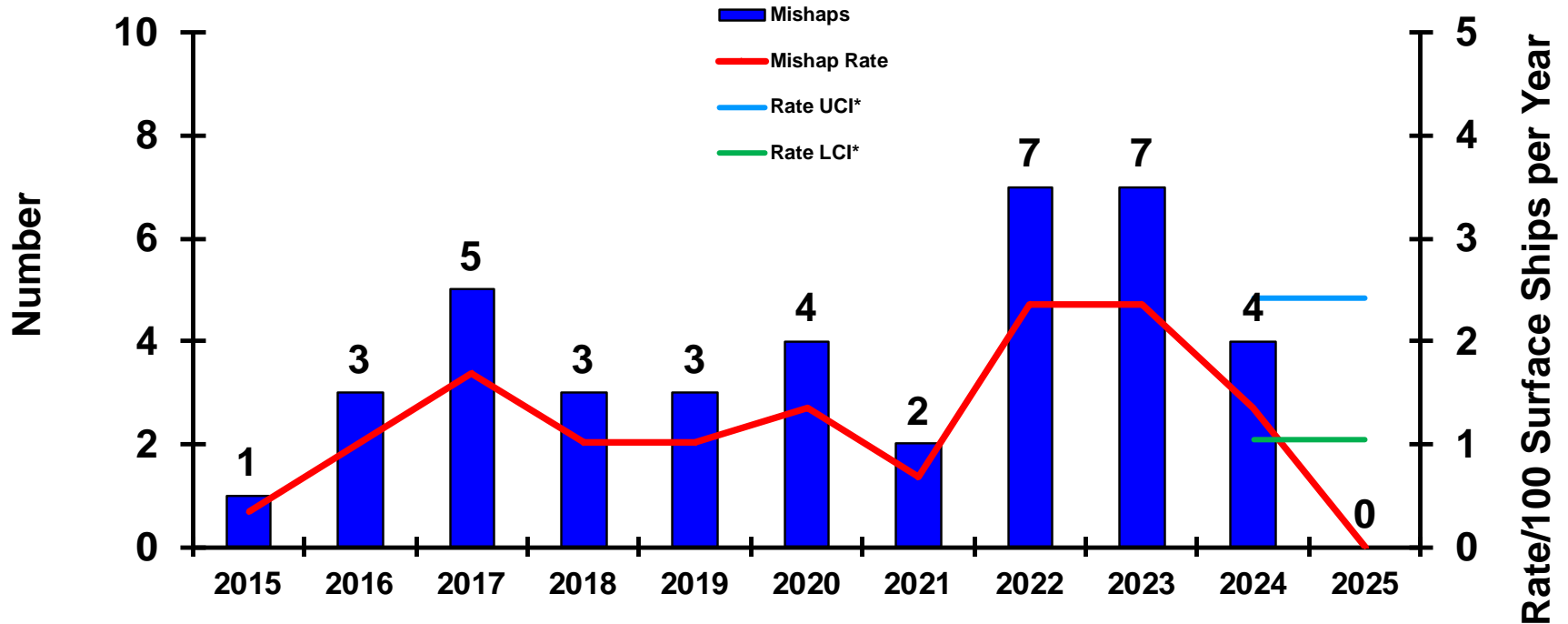


	<u>26-Nov-24</u>	<u>26-Nov-23</u>
CLASS A MISHAPS/MISHAP RATE FY COMPARISON:	0/0.00	1/1.35
FY24 MISHAPS/MISHAP RATE:	10/2.07	
10-YEAR AVERAGE (FY15-FY24) MISHAPS/MISHAP RATE:	5.20/1.08	

*see last slide for definition of UCI/LCI



CLASS 'A' - SURFACE SHIP MISHAPS

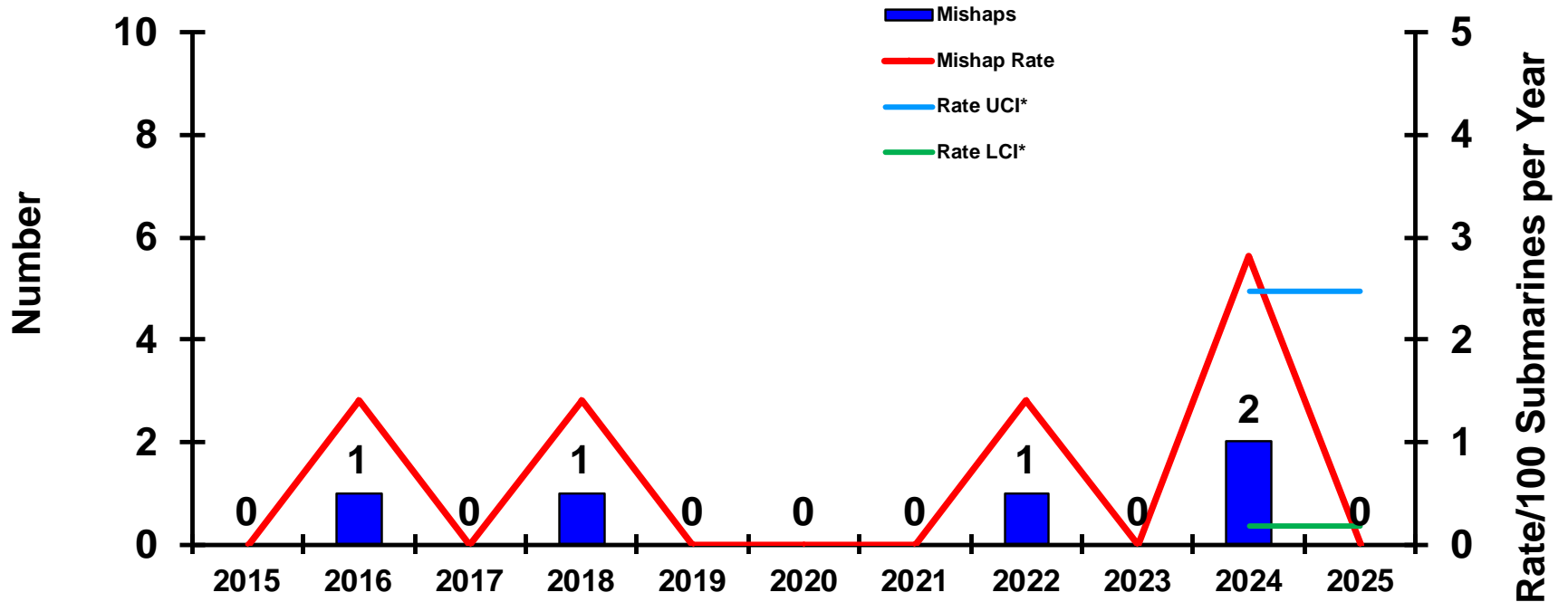


	<u>26-Nov-24</u>	<u>26-Nov-23</u>
CLASS A MISHAPS/MISHAP RATE FY COMPARISON:	0/0.00	0/0.00
FY24 MISHAPS/MISHAP RATE:	4/1.35	
10-YEAR AVERAGE (FY15-FY24) MISHAPS/MISHAP RATE:	3.90/1.32	

*see last slide for definition of UCI/LCI



CLASS 'A' - SUBMARINE MISHAPS

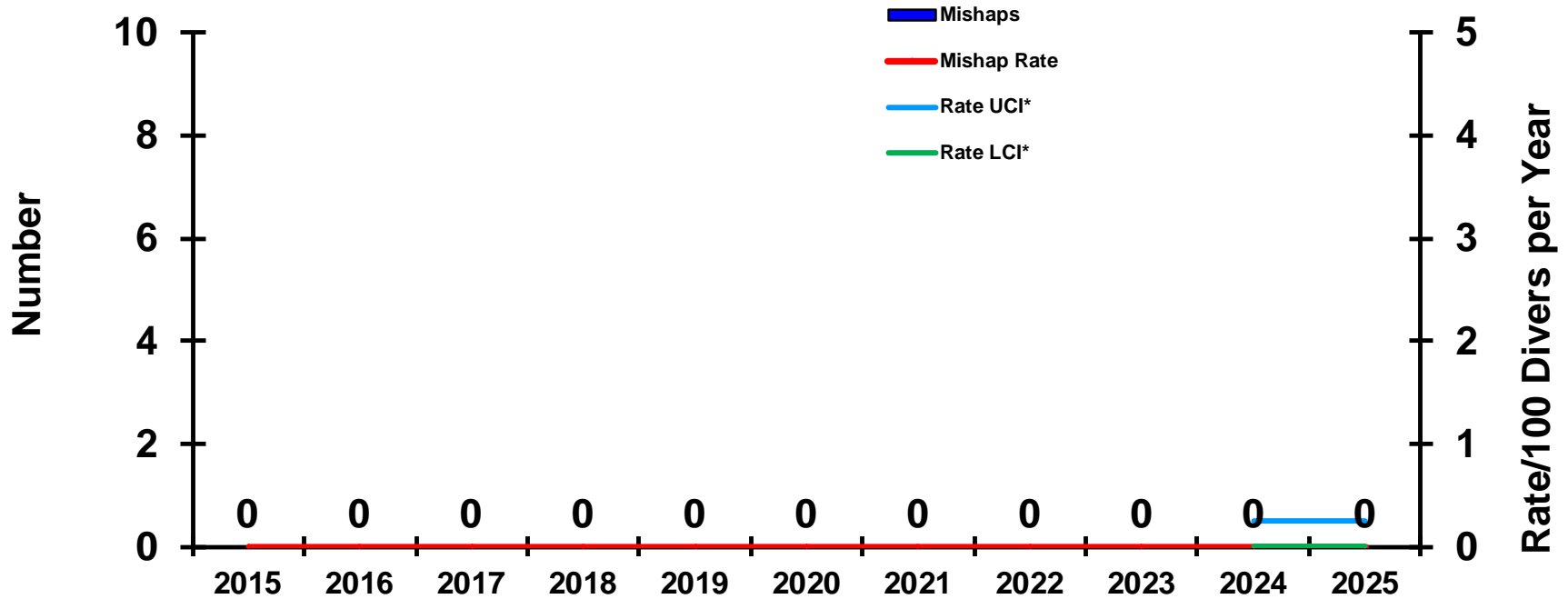


	<u>26-Nov-24</u>	<u>26-Nov-23</u>
CLASS A MISHAPS/MISHAP RATE FY COMPARISON:	0/0.00	0/0.00
FY24 MISHAPS/MISHAP RATE:	2/2.82	
10-YEAR AVERAGE (FY15-FY24) MISHAPS/MISHAP RATE:	0.50/0.70	

*see last slide for definition of UCI/LCI



CLASS 'A' - DIVING MISHAPS

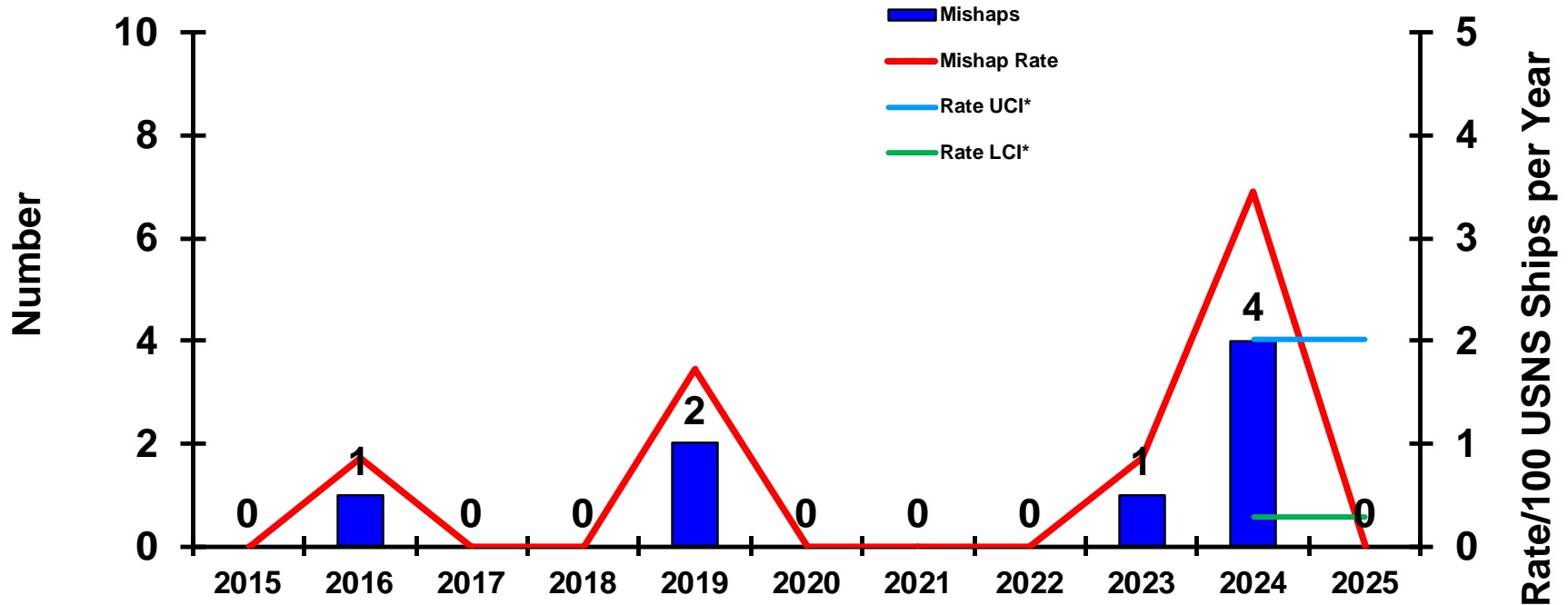


	<u>26-Nov-24</u>	<u>26-Nov-23</u>
CLASS A MISHAPS/MISHAP RATE FY COMPARISON:	0/0.00	0/0.00
FY24 MISHAPS/MISHAP RATE:	0/0.00	
10-YEAR AVERAGE (FY15-FY24) MISHAPS/MISHAP RATE:	0.00/0.00	

*see last slide for definition of UCI/LCI



CLASS 'A' - MILITARY SEALIFT COMMAND (MSC) AFLOAT MISHAPS

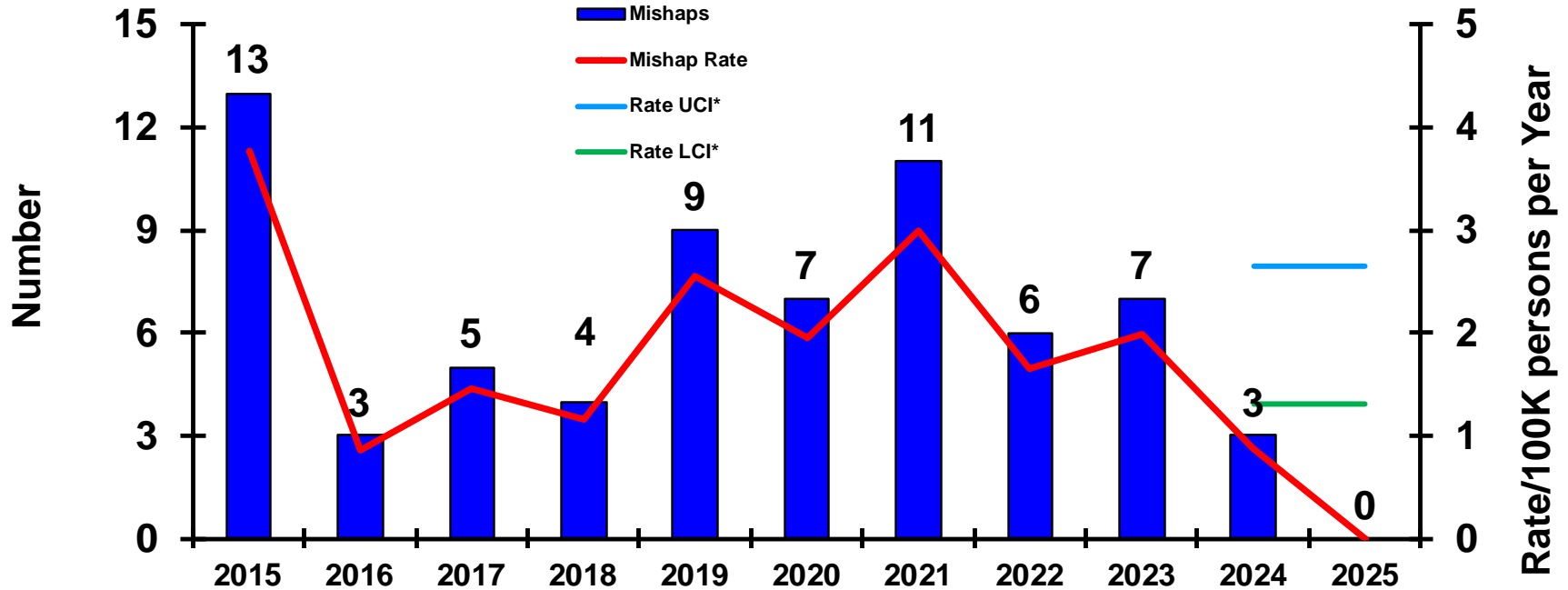


	<u>26-Nov-24</u>	<u>26-Nov-23</u>
CLASS A MISHAPS/MISHAP RATE FY COMPARISON:	0/0.00	1/5.62
FY24 MISHAPS/MISHAP RATE:	4/3.45	
10-YEAR AVERAGE (FY15-FY24) MISHAPS/MISHAP RATE:	0.80/0.69	

*see last slide for definition of UCI/LCI



CLASS 'A' - SHORE ON-DUTY MISHAPS

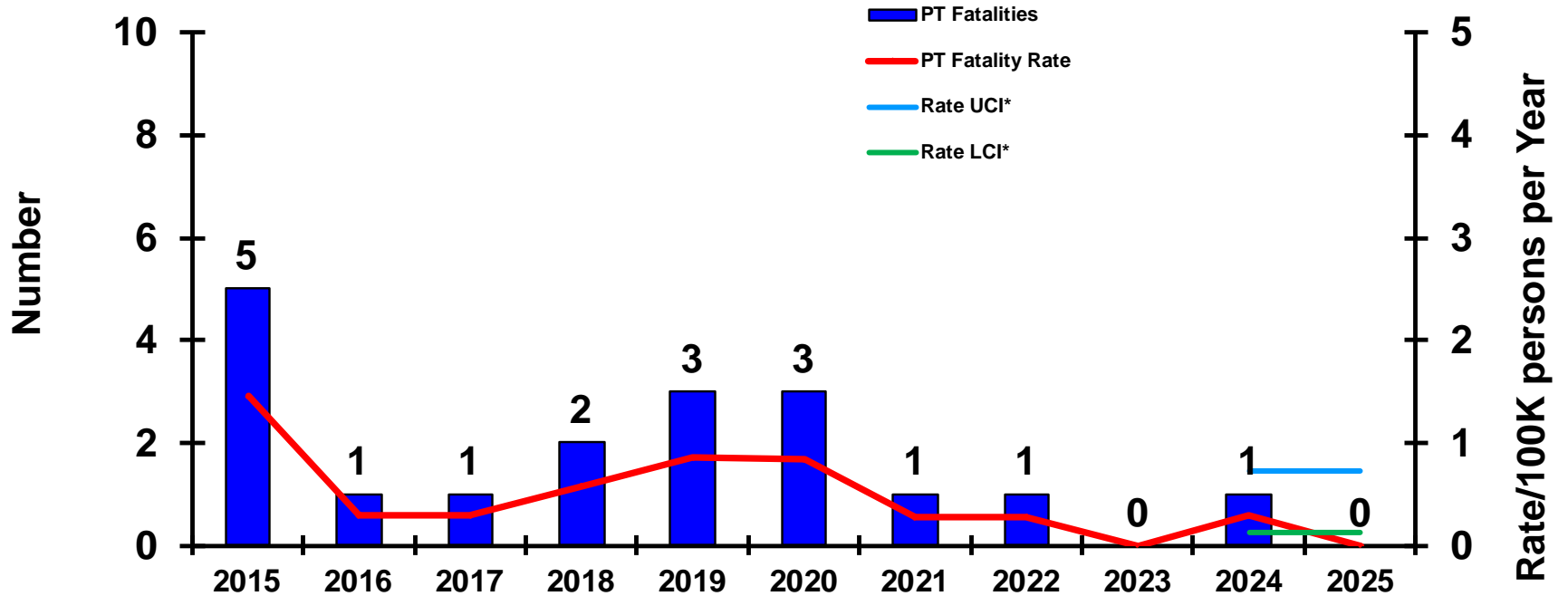


	<u>26-Nov-24</u>	<u>26-Nov-23</u>
CLASS A MISHAPS/MISHAP RATE FY COMPARISON:	0/0.00	0/0.00
FY24 MISHAPS/MISHAP RATE:	3/0.87	
10-YEAR AVERAGE (FY15-FY24) MISHAPS/MISHAP RATE:	6.80/1.92	

*see last slide for definition of UCI/LCI



CLASS 'A' - PHYSICAL TRAINING FATALITIES

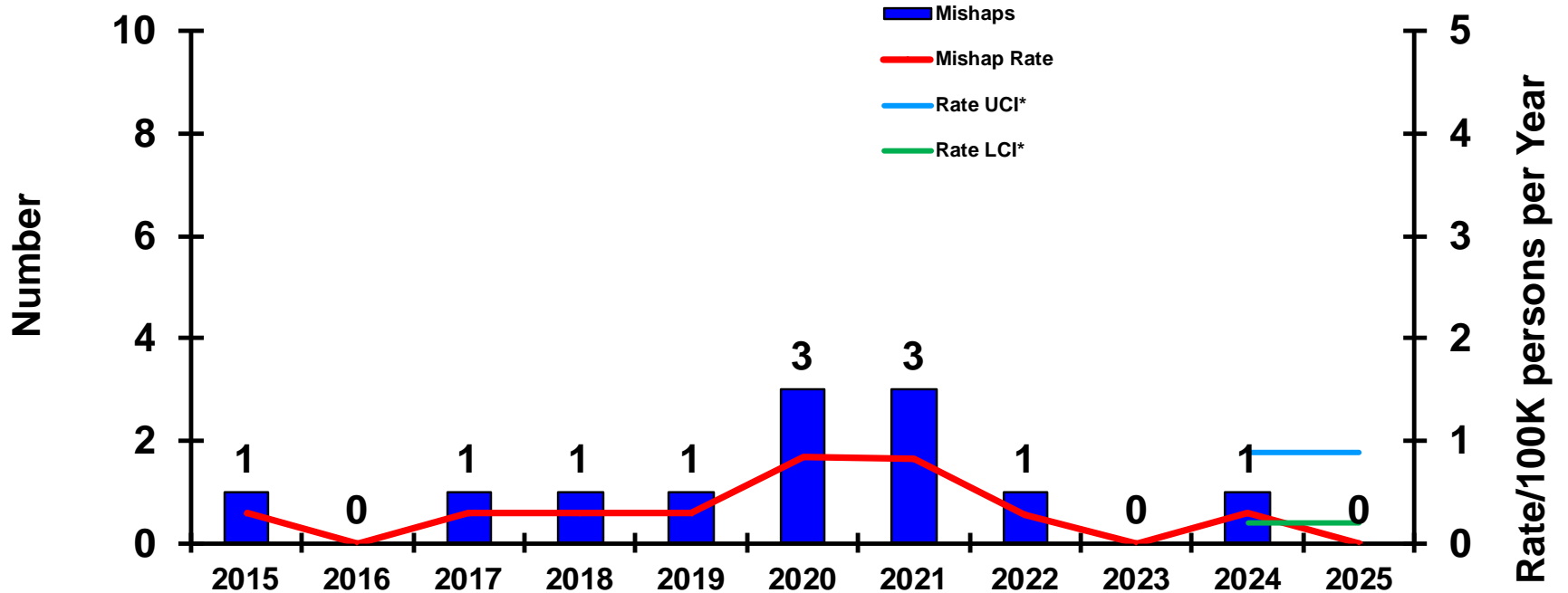


	<u>26-Nov-24</u>	<u>26-Nov-23</u>
CLASS A FATALITIES/FATALITY RATE FY COMPARISON:	0/0.00	0/0.00
FY24 FATALITIES/FATALITY RATE:	1/0.29	
10-YEAR AVERAGE (FY15-FY24) FATALITIES/FATALITY RATE:	1.80/0.51	

*see last slide for definition of UCI/LCI



CLASS 'A' - ON-DUTY MOTOR VEHICLE (MV) MISHAPS

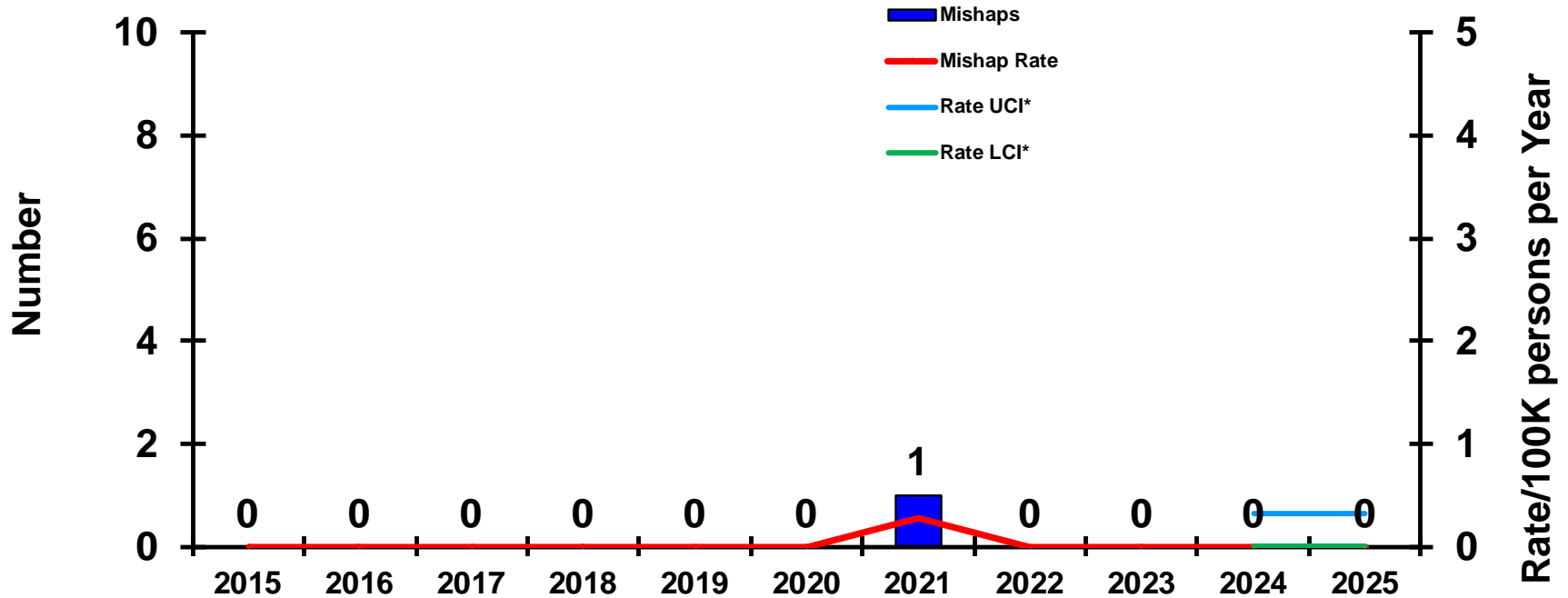


	<u>26-Nov-24</u>	<u>26-Nov-23</u>
CLASS A MISHAPS/MISHAP RATE FY COMPARISON:	0/0.00	0/0.00
FY24 MISHAPS/MISHAP RATE:	1/0.29	
10-YEAR AVERAGE (FY15-FY24) MISHAPS/MISHAP RATE:	1.20/0.34	

*see last slide for definition of UCI/LCI



CLASS 'A' - TACTICAL VEHICLE (TACVEH) MISHAPS

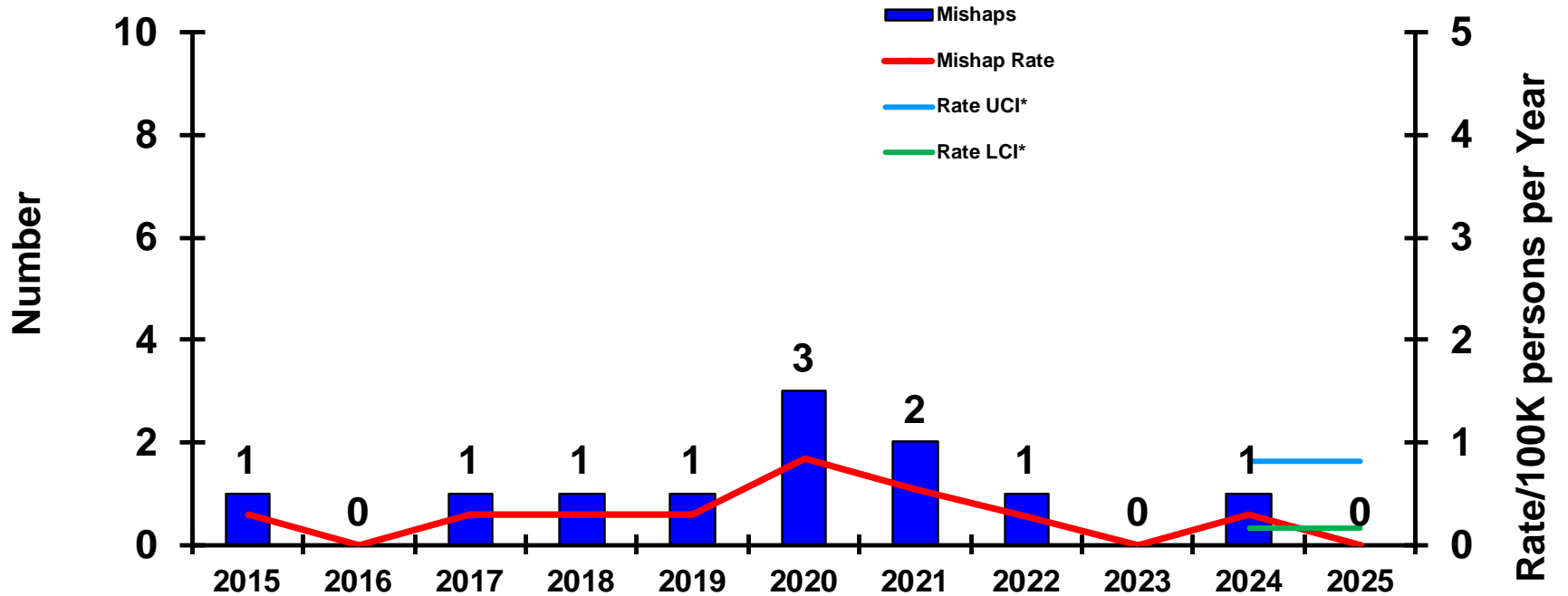


	<u>26-Nov-24</u>	<u>26-Nov-23</u>
CLASS A MISHAPS/MISHAP RATE FY COMPARISON:	0/0.00	0/0.00
FY24 MISHAPS/MISHAP RATE:	0/0.00	
10-YEAR AVERAGE (FY15-FY24) MISHAPS/MISHAP RATE:	0.10/0.03	

*see last slide for definition of UCI/LCI



CLASS 'A' - COMMERCIAL VEHICLE (COMMVEH) MISHAPS

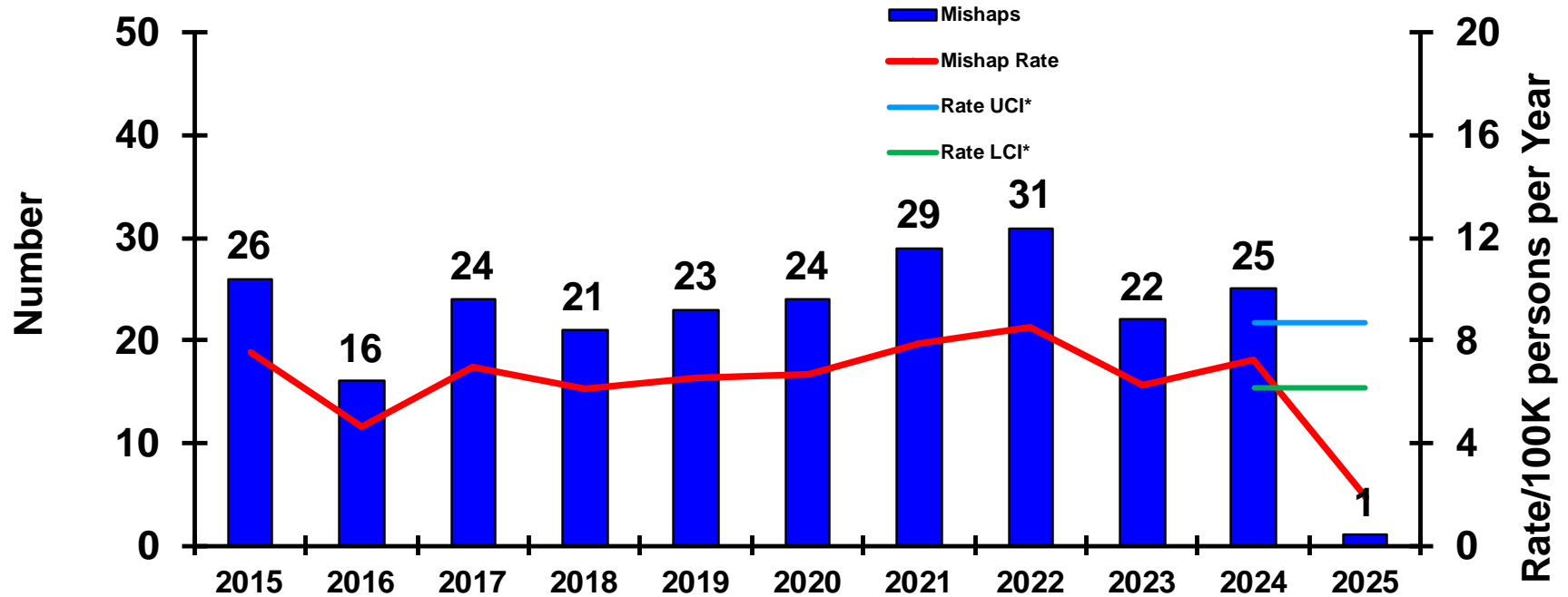


	<u>26-Nov-24</u>	<u>26-Nov-23</u>
CLASS A MISHAPS/MISHAP RATE FY COMPARISON:	0/0.00	0/0.00
FY24 MISHAPS/MISHAP RATE:	1/0.29	
10-YEAR AVERAGE (FY15-FY24) MISHAPS/MISHAP RATE:	1.10/0.31	

*see last slide for definition of UCI/LCI



CLASS 'A' - ON-DUTY MISHAPS

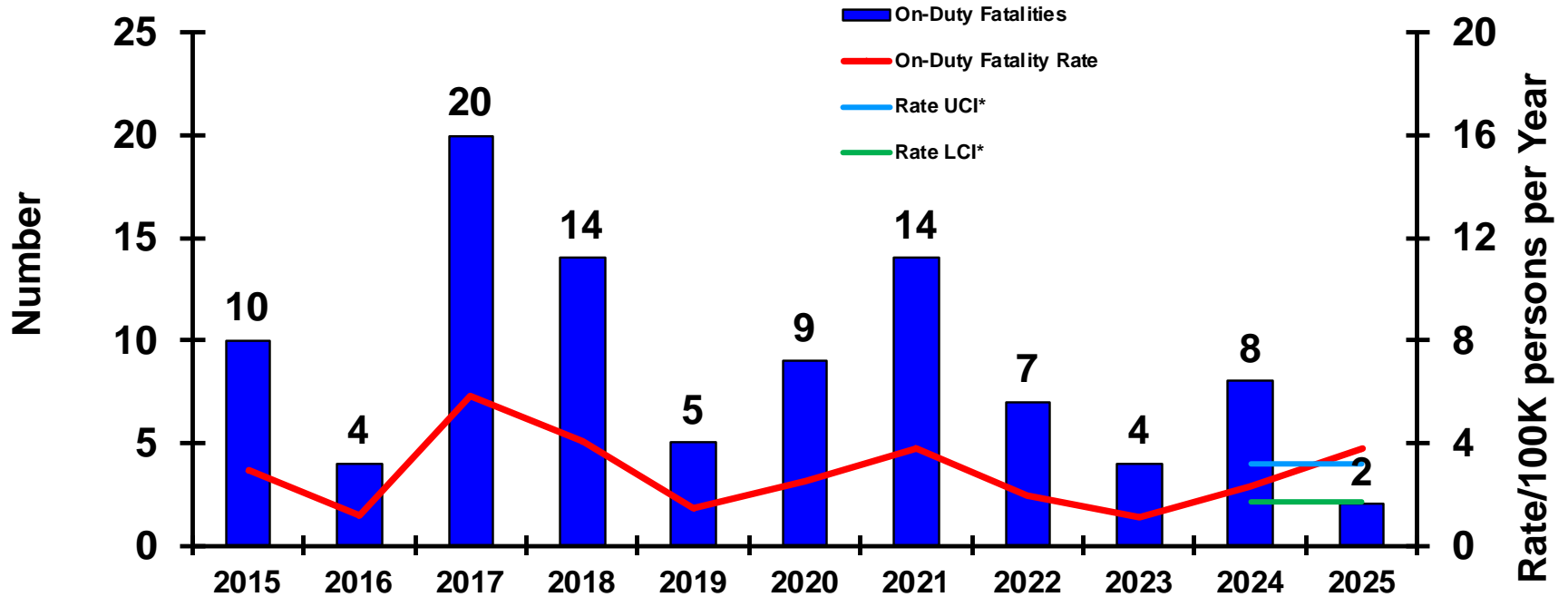


	<u>26-Nov-24</u>	<u>26-Nov-23</u>
CLASS A MISHAPS/MISHAP RATE FY COMPARISON:	1/1.88	5/9.41
FY24 MISHAPS/MISHAP RATE:	25/7.22	
10-YEAR AVERAGE (FY15-FY24) MISHAPS/MISHAP RATE:	24.10/6.83	

*see last slide for definition of UCI/LCI



CLASS 'A' - ON-DUTY FATALITIES



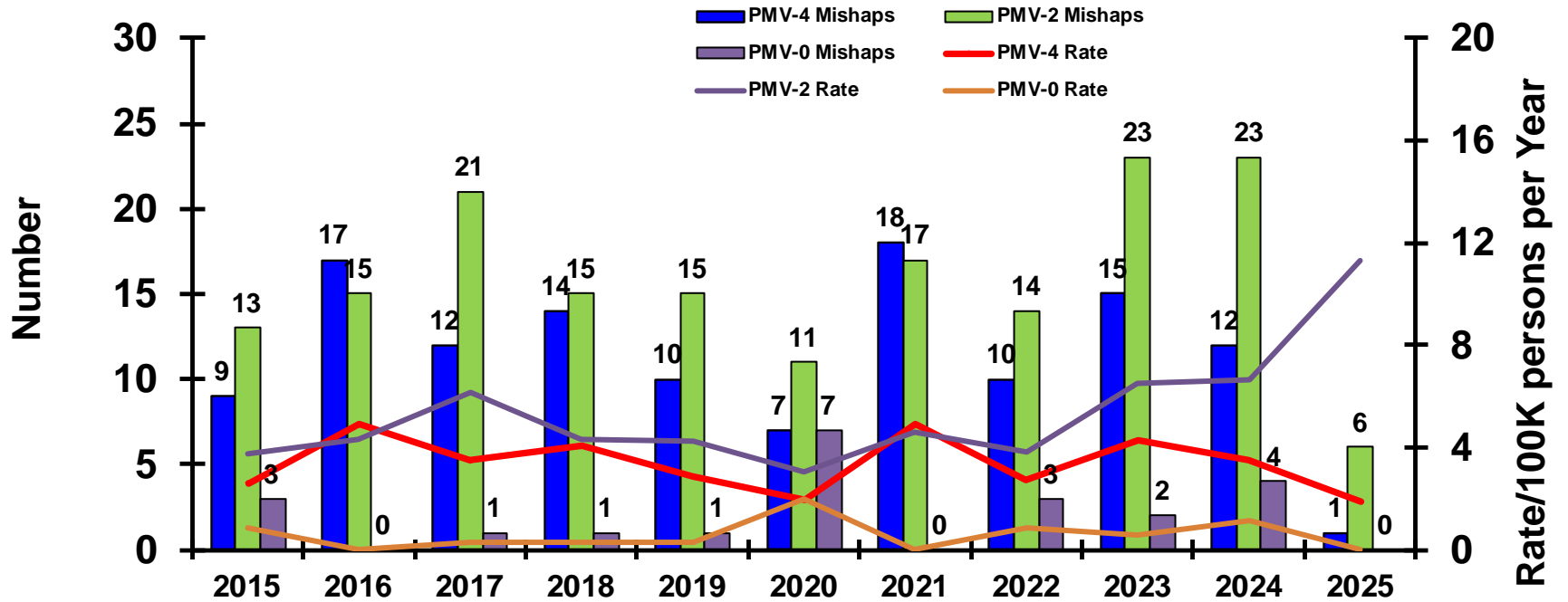
Slide does not show Government Civilian Fatalities: FY25 - 0

	26-Nov-24	26-Nov-23
CLASS A FATALITIES/FATALITY RATE FY COMPARISON:	2/3.76	0/0.00
FY24 FATALITIES/FATALITY RATE:	8/2.31	
10-YEAR AVERAGE (FY15-FY24) FATALITIES/FATALITY RATE:	9.50/2.70	

*see last slide for definition of UCI/LCI



CLASS 'A' - PRIVATE MOTOR VEHICLES (PMV) MISHAPS

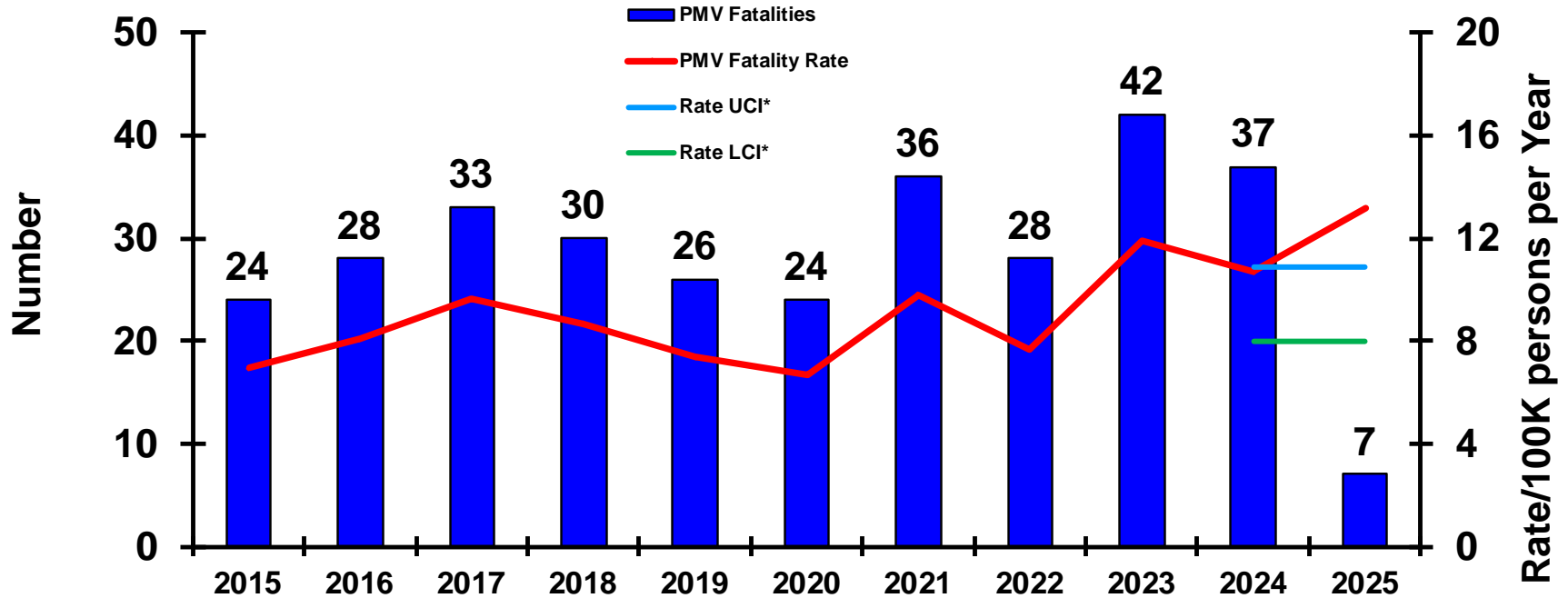


	PMV-4		PMV-2		PMV-0	
	26-Nov-24	26-Nov-23	26-Nov-24	26-Nov-23	26-Nov-24	26-Nov-23
CLASS A MISHAPS/MISHAP RATE FY COMPARISON:	1/1.88	1/1.88	6/11.29	2/3.76	0/0.00	2/3.76
FY24 MISHAPS/MISHAP RATE:	12/3.47		23/6.64		4/1.16	
10-YEAR AVERAGE (FY15-FY24) MISHAPS/MISHAP RATE:	12.40/3.52		16.70/4.75		2.20/0.62	

*see last slide for definition of UCI/LCI



CLASS 'A' - PRIVATE MOTOR VEHICLE (PMV) FATALITIES

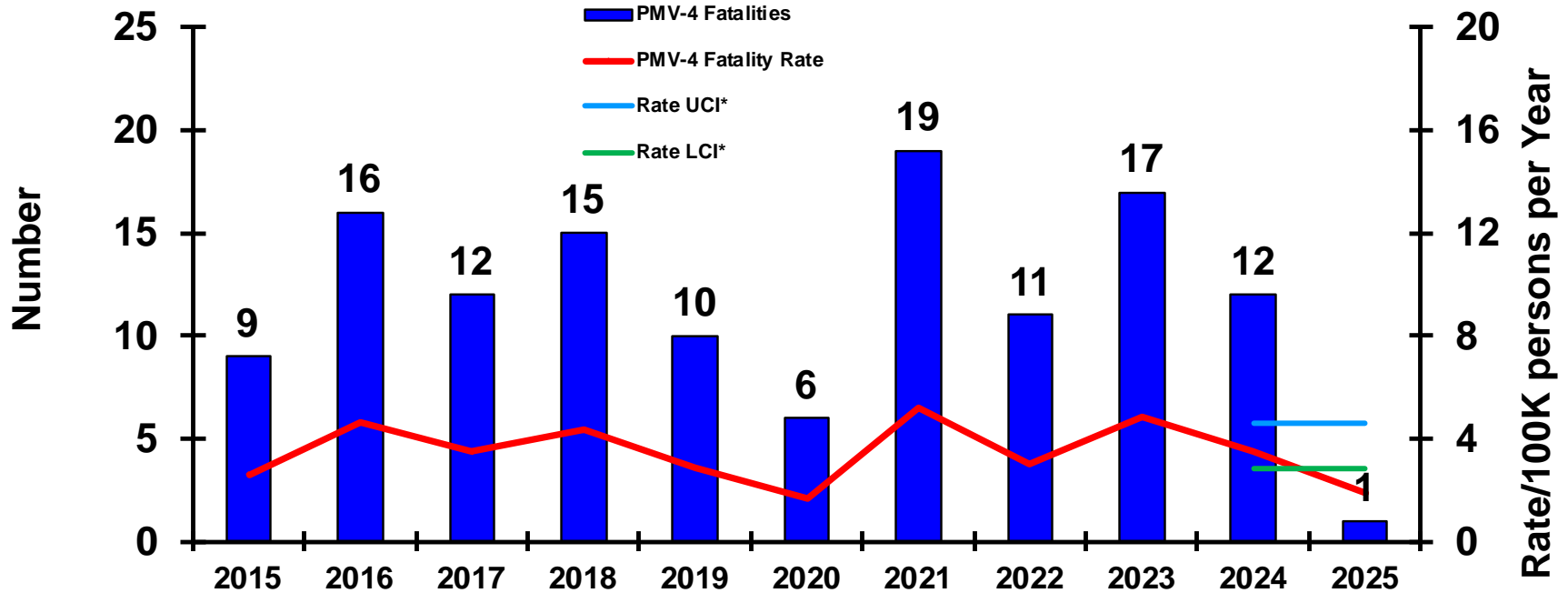


	26-Nov-24	26-Nov-23
CLASS A FATALITIES/FATALITY RATE FY COMPARISON:	7/13.17	3/5.65
FY24 FATALITIES/FATALITY RATE:	37/10.68	
10-YEAR AVERAGE (FY15-FY24) FATALITIES/FATALITY RATE:	30.80/8.74	

*see last slide for definition of UCI/LCI



CLASS 'A' - AUTOMOBILE (PMV-4) FATALITIES

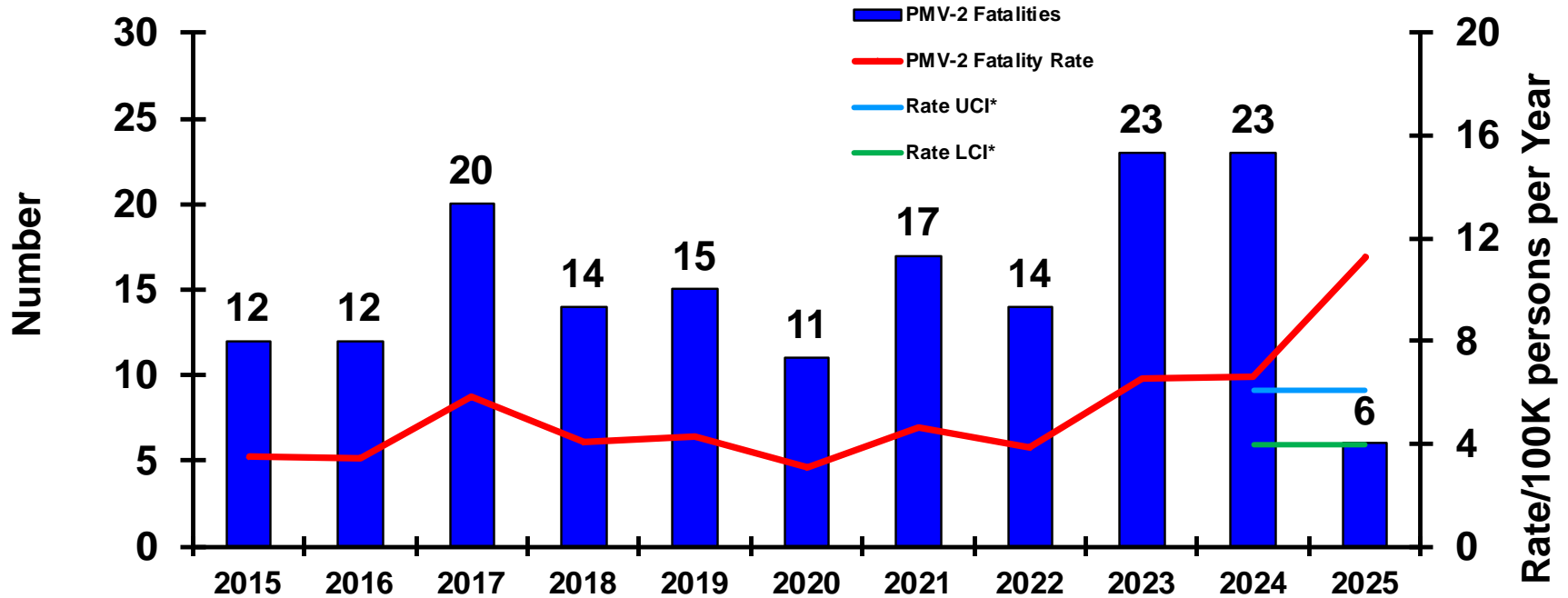


	<u>26-Nov-24</u>	<u>26-Nov-23</u>
CLASS A FATALITIES/FATALITY RATE FY COMPARISON:	1/1.88	1/1.88
FY24 FATALITIES/FATALITY RATE:	12/3.47	
10-YEAR AVERAGE (FY15-FY24) FATALITIES/FATALITY RATE:	12.70/3.60	

*see last slide for definition of UCI/LCI



CLASS 'A' - MOTORCYCLE (PMV-2) FATALITIES

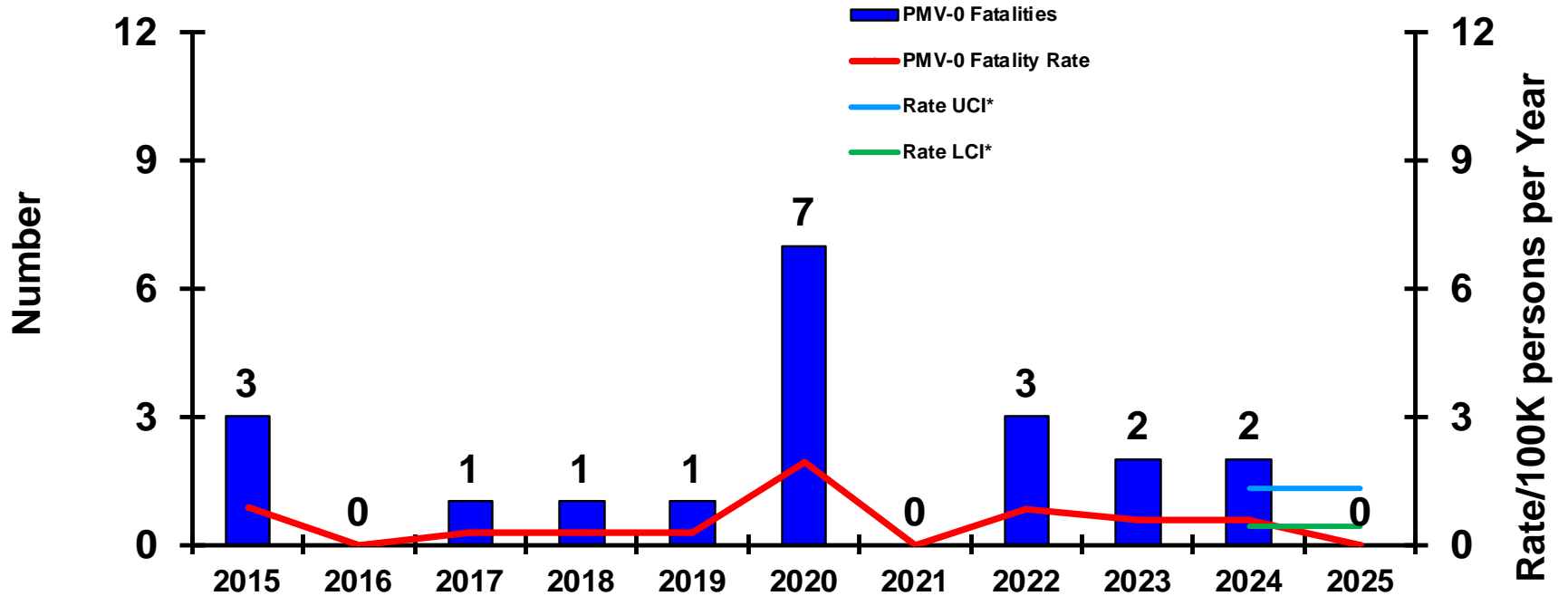


	<u>26-Nov-24</u>	<u>26-Nov-23</u>
CLASS A FATALITIES/FATALITY RATE FY COMPARISON:	6/11.29	2/3.76
FY24 FATALITIES/FATALITY RATE:	23/6.64	
10-YEAR AVERAGE (FY15-FY24) FATALITIES/FATALITY RATE:	16.10/4.58	

*see last slide for definition of UCI/LCI



CLASS 'A' - PEDESTRIAN (PMV-0) FATALITIES

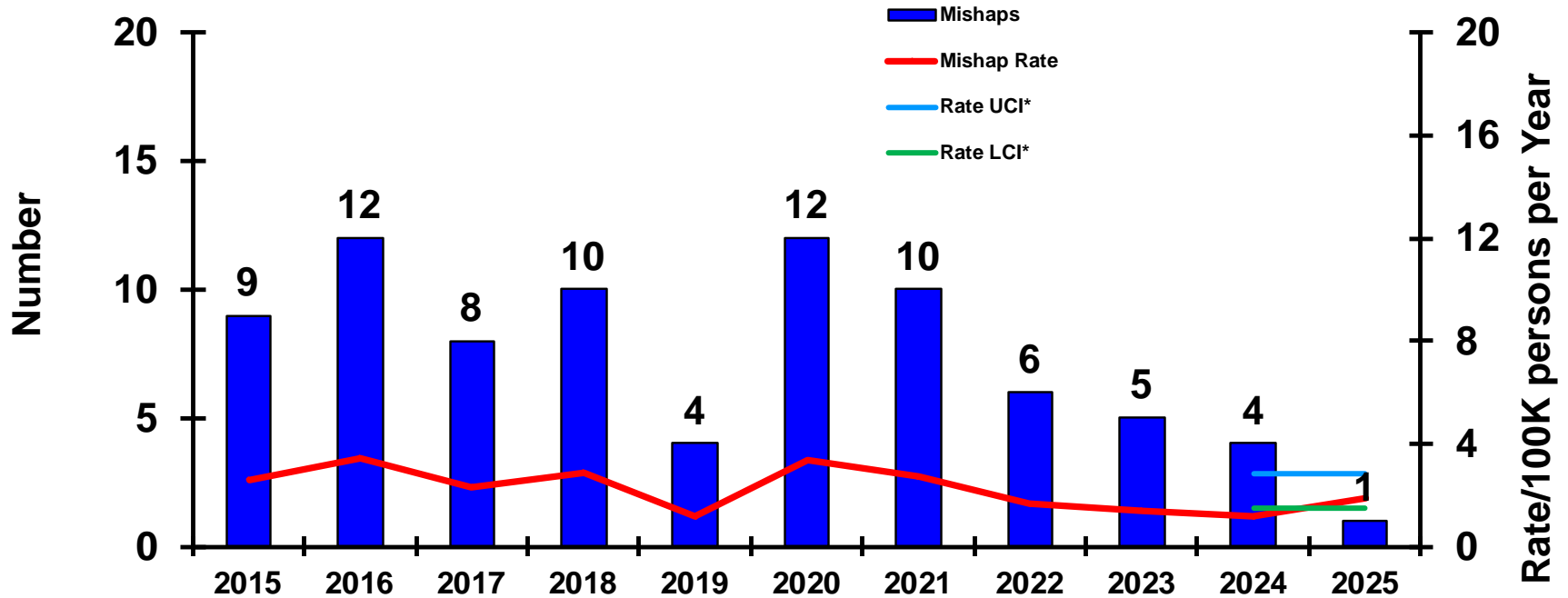


	26-Nov-24	26-Nov-23
CLASS A FATALITIES/FATALITY RATE FY COMPARISON:	0/0.00	0/0.00
FY24 FATALITIES/FATALITY RATE:	2/0.58	
10-YEAR AVERAGE (FY15-FY24) FATALITIES/FATALITY RATE:	2.00/0.57	

*see last slide for definition of UCI/LCI



CLASS 'A' - OFF-DUTY/REC MISHAPS

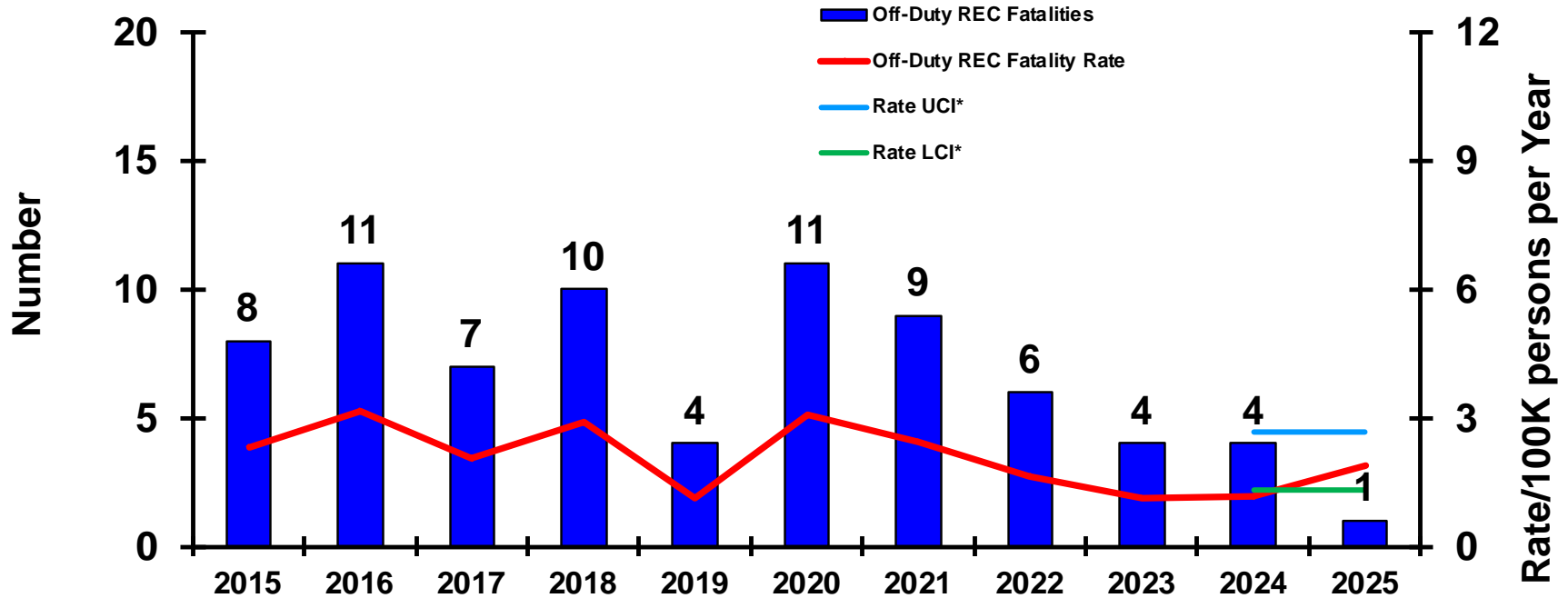


	<u>26-Nov-24</u>	<u>26-Nov-23</u>
CLASS A MISHAPS/MISHAP RATE FY COMPARISON:	1/1.88	1/1.88
FY24 MISHAPS/MISHAP RATE:	4/1.16	
10-YEAR AVERAGE (FY15-FY24) MISHAPS/MISHAP RATE:	8.00/2.27	

*see last slide for definition of UCI/LCI



CLASS 'A' - OFF-DUTY/REC FATALITIES

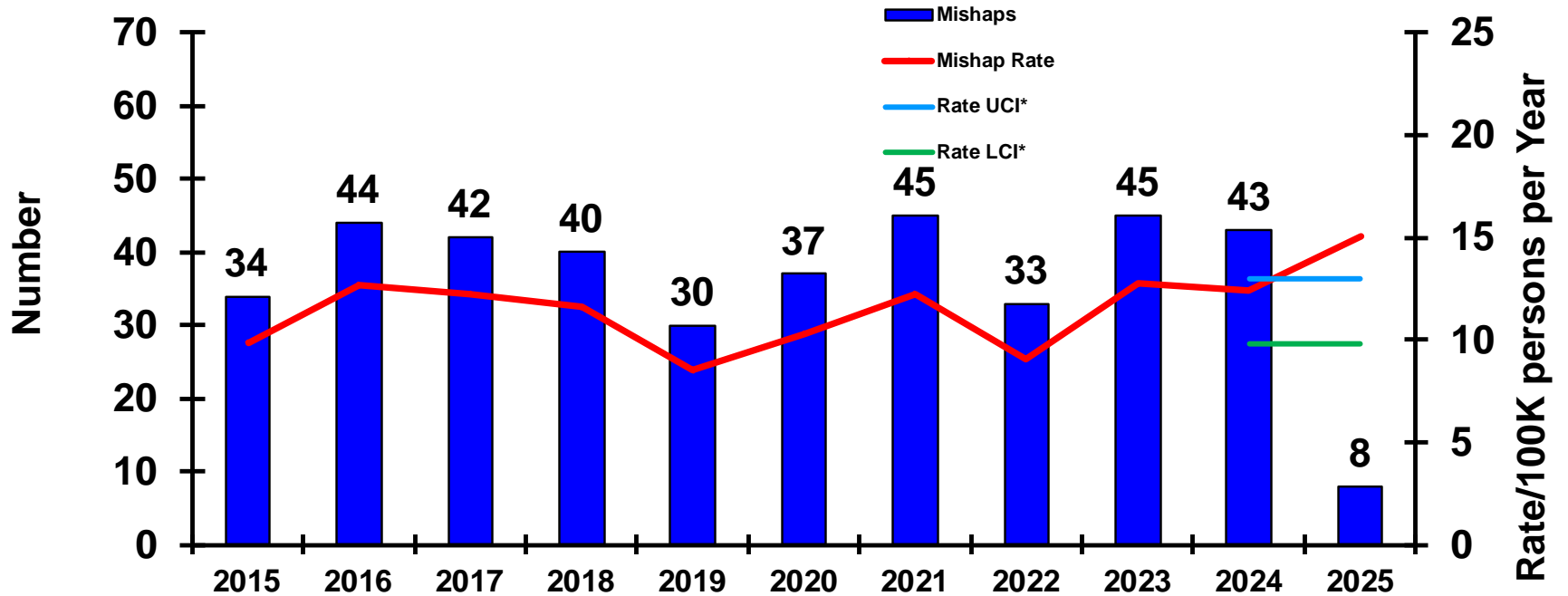


	<u>26-Nov-24</u>	<u>26-Nov-23</u>
CLASS A FATALITIES/FATALITY RATE FY COMPARISON:	1/1.88	1/1.88
FY24 FATALITIES/FATALITY RATE:	4/1.16	
10-YEAR AVERAGE (FY15-FY24) FATALITIES/FATALITY RATE:	7.40/2.10	

*see last slide for definition of UCI/LCI



CLASS 'A' - OFF-DUTY MISHAPS

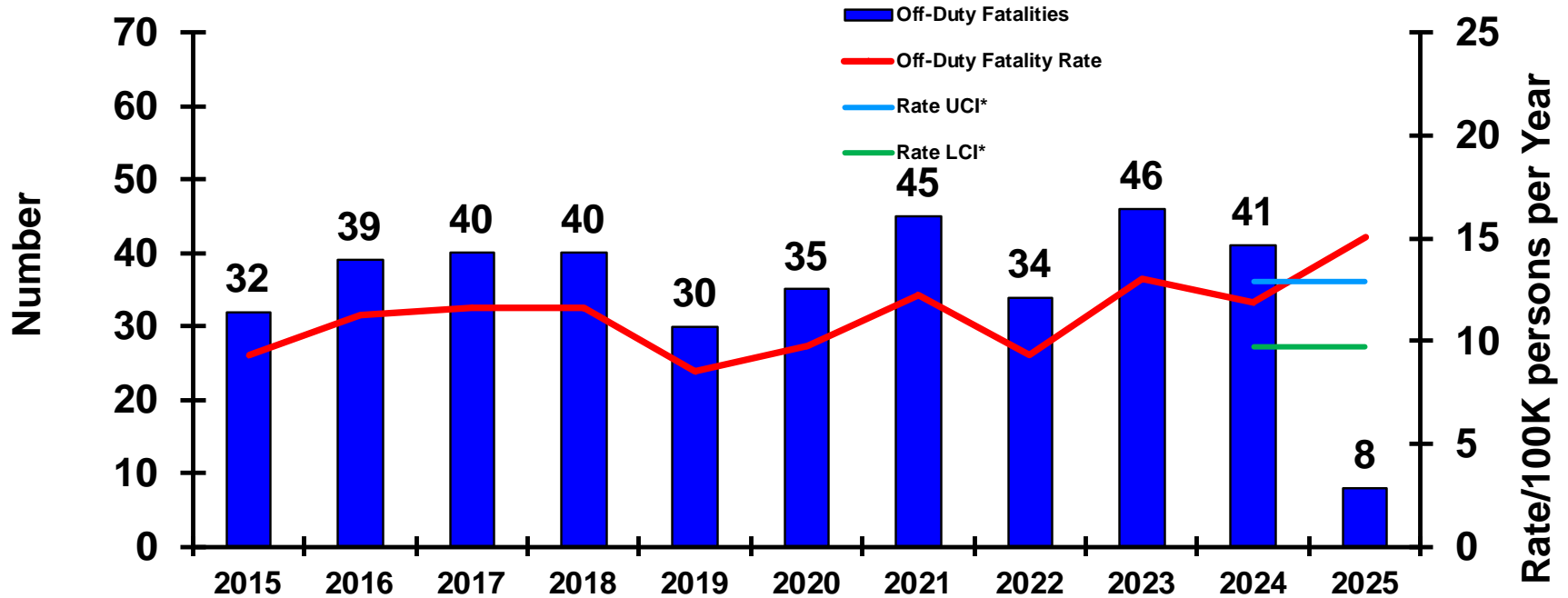


	<u>26-Nov-24</u>	<u>26-Nov-23</u>
CLASS A MISHAPS/MISHAP RATE FY COMPARISON:	8/15.06	4/7.53
FY24 MISHAPS/MISHAP RATE:	43/12.42	
10-YEAR AVERAGE (FY15-FY24) MISHAPS/MISHAP RATE:	39.30/11.16	

*see last slide for definition of UCI/LCI



CLASS 'A' - OFF-DUTY FATALITIES



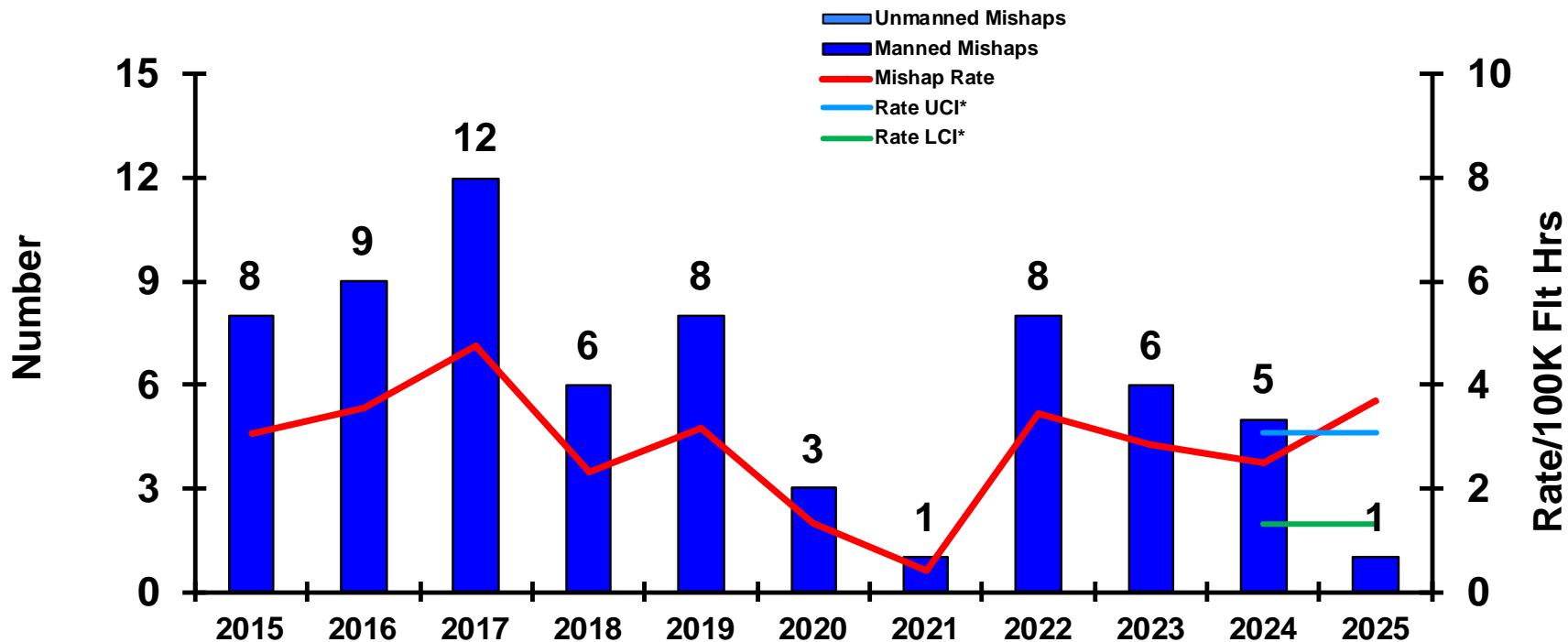
Slide does not show Government Civilian Fatalities: FY25 - 0

	26-Nov-24	26-Nov-23
CLASS A FATALITIES/FATALITY RATE FY COMPARISON:	8/15.06	4/7.53
FY24 FATALITIES/FATALITY RATE:	41/11.84	
10-YEAR AVERAGE (FY15-FY24) FATALITIES/FATALITY RATE:	38.20/10.84	

*see last slide for definition of UCI/LCI



CLASS 'A' - AVIATION MISHAPS

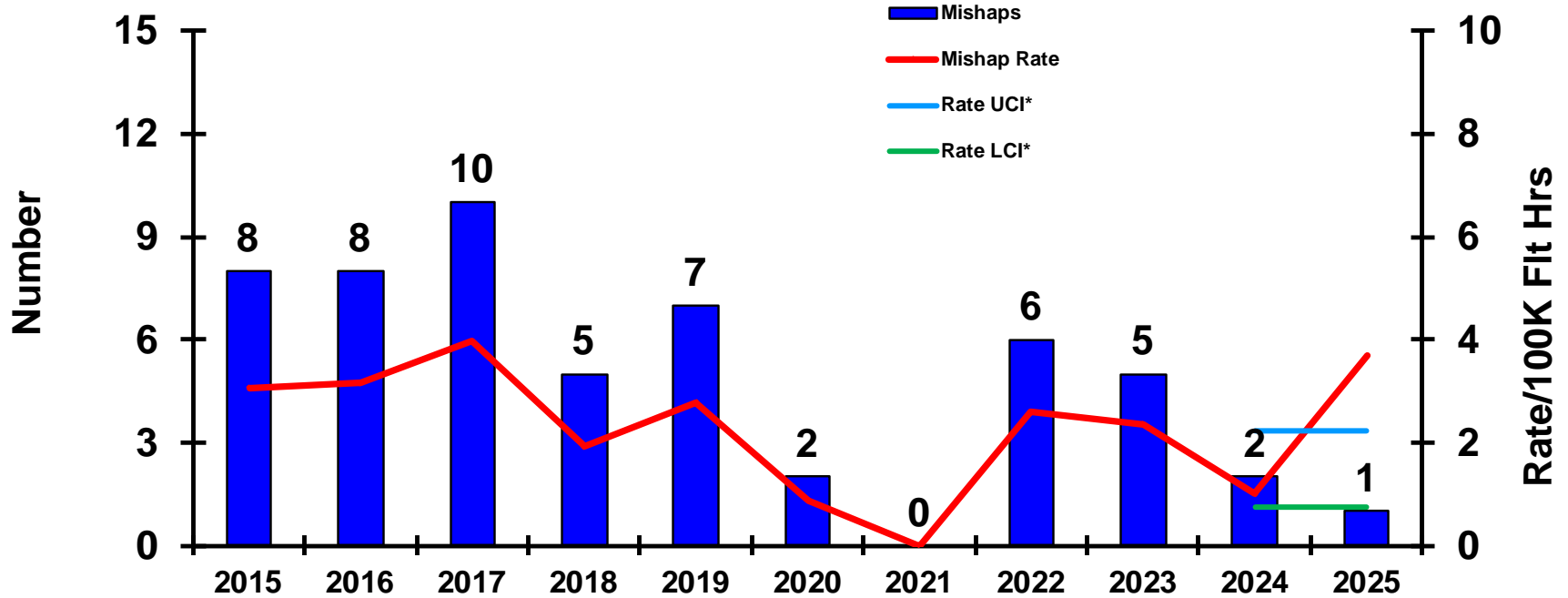


	<u>26-Nov-24</u>	<u>26-Nov-23</u>
CLASS A MISHAPS/MISHAP RATE FY COMPARISON:	1/3.69	1/3.24
FY24 MISHAPS/MISHAP RATE:	5/2.49	
10-YEAR AVERAGE (FY15-FY24) MISHAPS/MISHAP RATE:	6.60/2.82	



CLASS 'A' - FLIGHT MISHAPS

Manned Aircraft Only

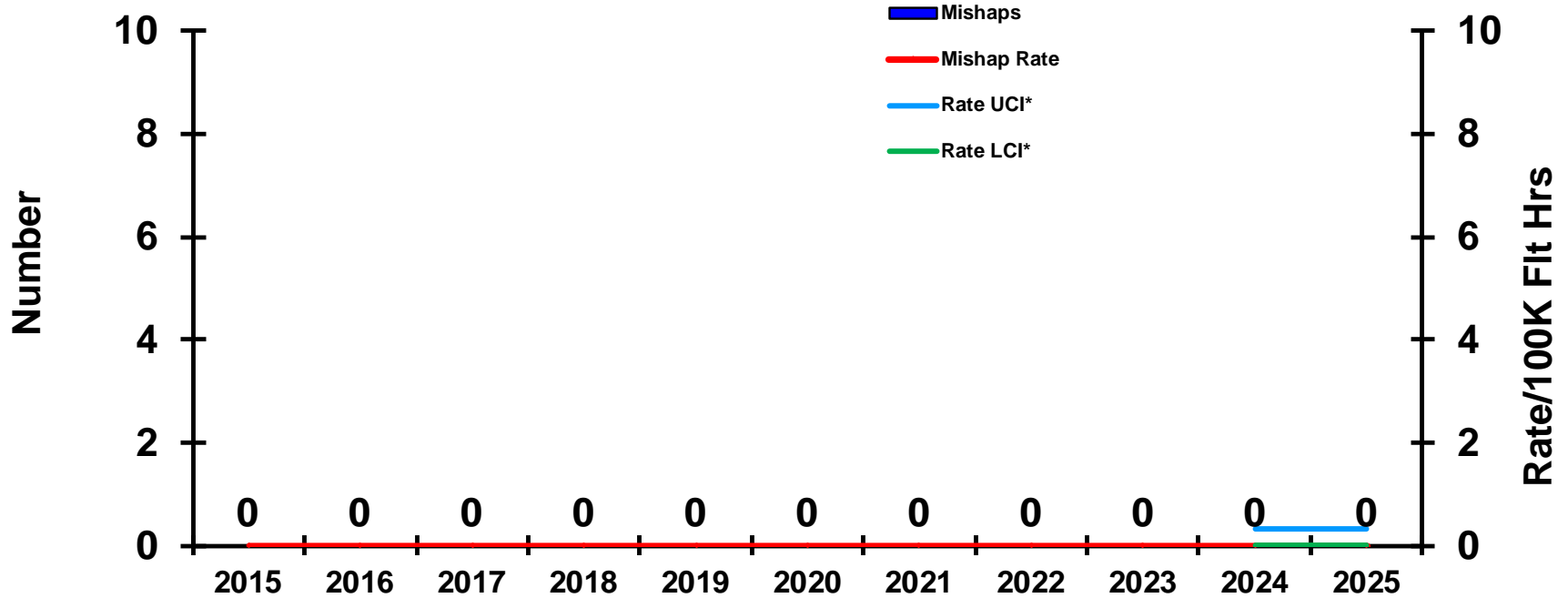


	<u>26-Nov-24</u>	<u>26-Nov-23</u>
CLASS A MISHAPS/MISHAP RATE FY COMPARISON:	1/3.69	1/3.24
FY24 MISHAPS/MISHAP RATE:	2/1.00	
10-YEAR AVERAGE (FY15-FY24) MISHAPS/MISHAP RATE:	5.30/2.17	



CLASS 'A' - FLIGHT-RELATED (FREL) MISHAPS

Manned Aircraft Only

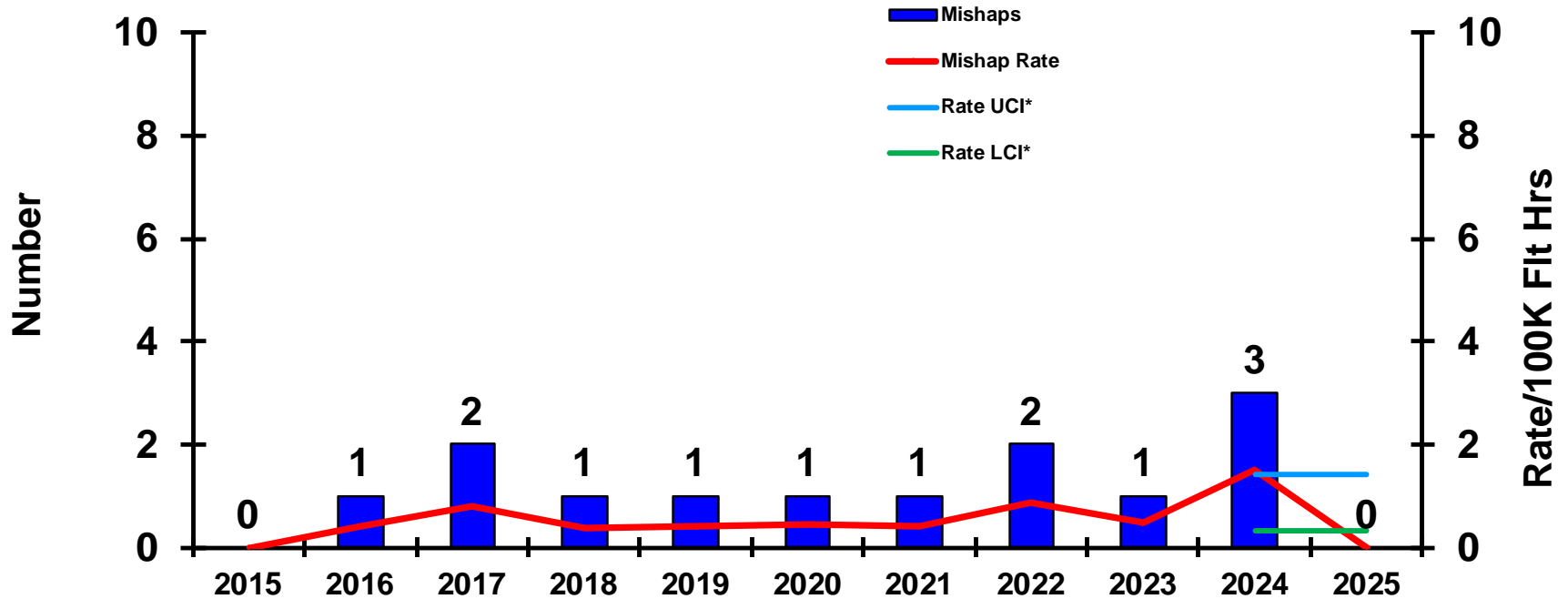


	<u>26-Nov-24</u>	<u>26-Nov-23</u>
CLASS A MISHAPS/MISHAP RATE FY COMPARISON:	0/0.00	0/0.00
FY24 MISHAPS/MISHAP RATE:	0/0.00	
10-YEAR AVERAGE (FY15-FY24) MISHAPS/MISHAP RATE:	0.00/0.00	



CLASS 'A' - AVIATION GROUND MISHAPS (AGM)

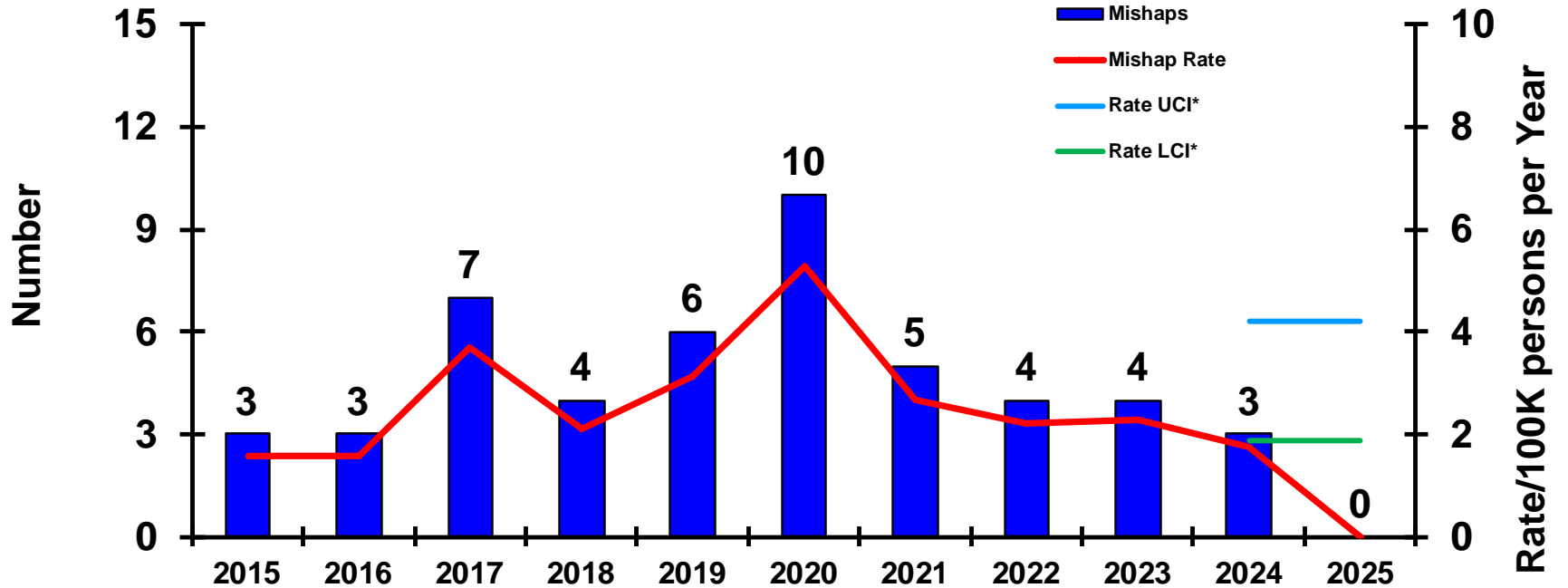
Manned Aircraft Only



	<u>26-Nov-24</u>	<u>26-Nov-23</u>
CLASS A MISHAPS/MISHAP RATE FY COMPARISON:	0/0.00	0/0.00
FY24 MISHAPS/MISHAP RATE:	3/1.49	
10-YEAR AVERAGE (FY15-FY24) MISHAPS/MISHAP RATE:	1.30/0.56	



CLASS 'A' - GROUND ON-DUTY MISHAPS

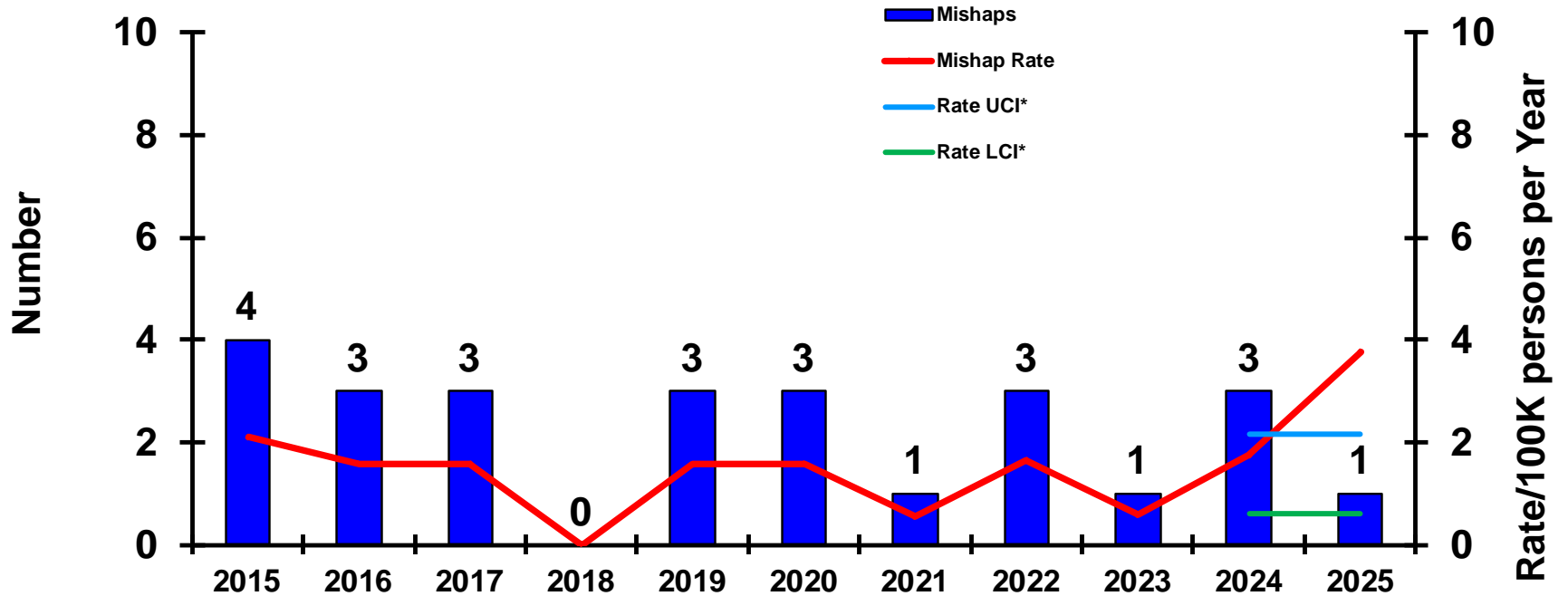


	<u>26-Nov-24</u>	<u>26-Nov-23</u>
CLASS A MISHAPS/MISHAP RATE FY COMPARISON:	0/0.00	1/3.78
FY24 MISHAPS/MISHAP RATE:	3/1.74	
10-YEAR AVERAGE (FY15-FY24) MISHAPS/MISHAP RATE:	4.90/2.62	

*see last slide for definition of UCI/LCI



CLASS 'A' - ON-DUTY MOTOR VEHICLE (MV) MISHAPS

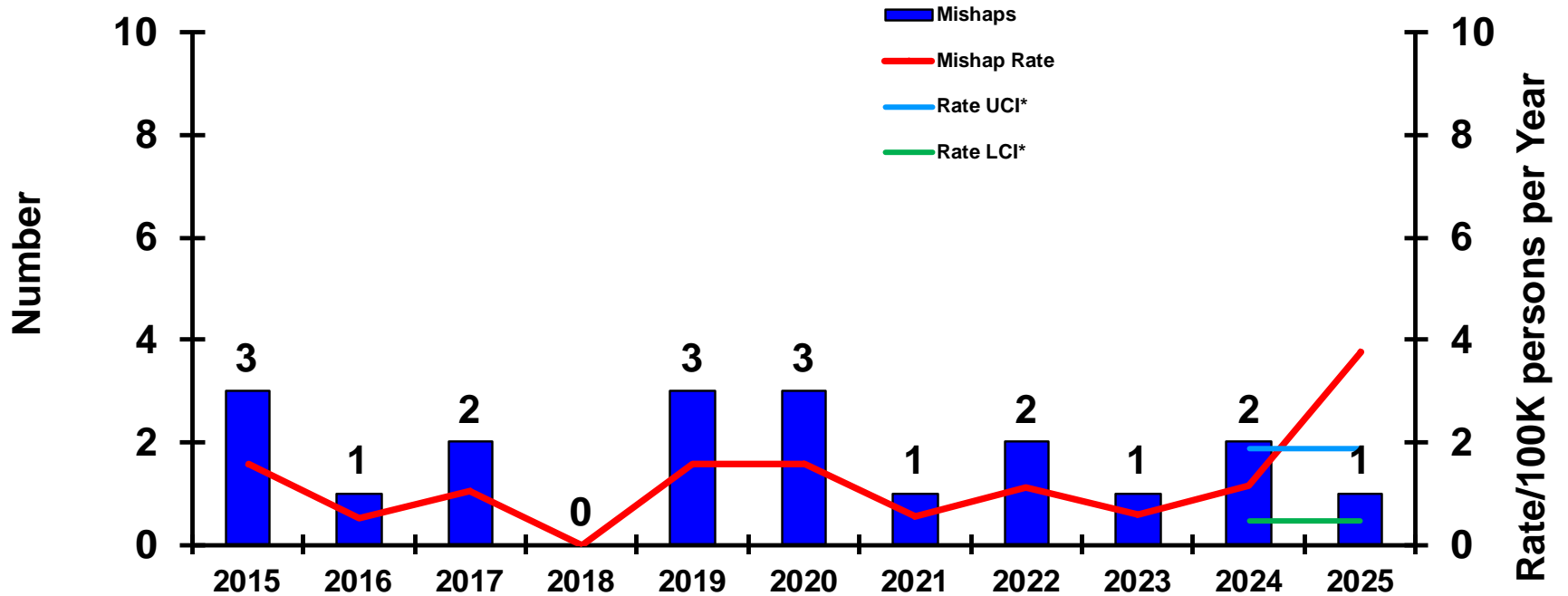


	<u>26-Nov-24</u>	<u>26-Nov-23</u>
CLASS A MISHAPS/MISHAP RATE FY COMPARISON:	1/3.78	0/0.00
FY24 MISHAPS/MISHAP RATE:	3/1.74	
10-YEAR AVERAGE (FY15-FY24) MISHAPS/MISHAP RATE:	2.40/1.29	

*see last slide for definition of UCI/LCI



CLASS 'A' - TACTICAL VEHICLE (TACVEH) MISHAPS

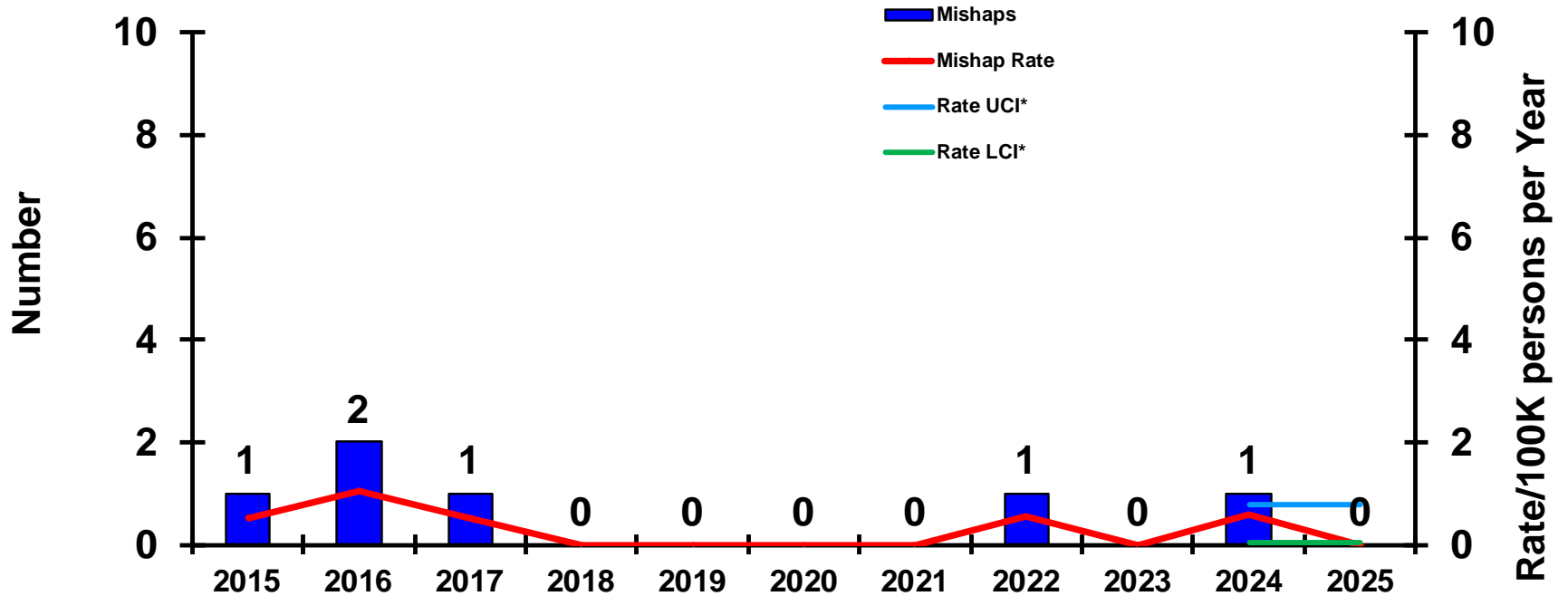


	<u>26-Nov-24</u>	<u>26-Nov-23</u>
CLASS A MISHAPS/MISHAP RATE FY COMPARISON:	1/3.78	0/0.00
FY24 MISHAPS/MISHAP RATE:	2/1.16	
10-YEAR AVERAGE (FY15-FY24) MISHAPS/MISHAP RATE:	1.80/0.96	

*see last slide for definition of UCI/LCI



CLASS 'A' - COMMERCIAL VEHICLE (COMMVEH) MISHAPS

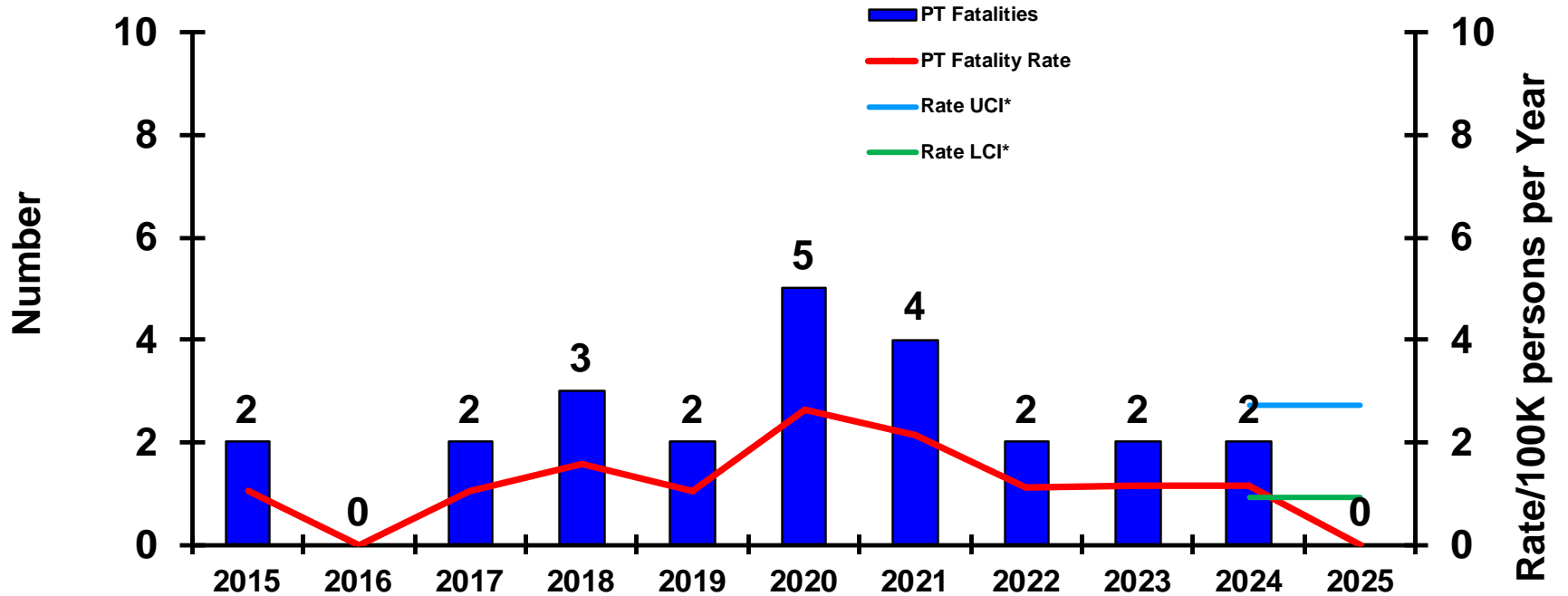


	<u>26-Nov-24</u>	<u>26-Nov-23</u>
CLASS A MISHAPS/MISHAP RATE FY COMPARISON:	0/0.00	0/0.00
FY24 MISHAPS/MISHAP RATE:	1/0.58	
10-YEAR AVERAGE (FY15-FY24) MISHAPS/MISHAP RATE:	0.60/0.32	

*see last slide for definition of UCI/LCI



CLASS 'A' - PHYSICAL TRAINING FATALITIES

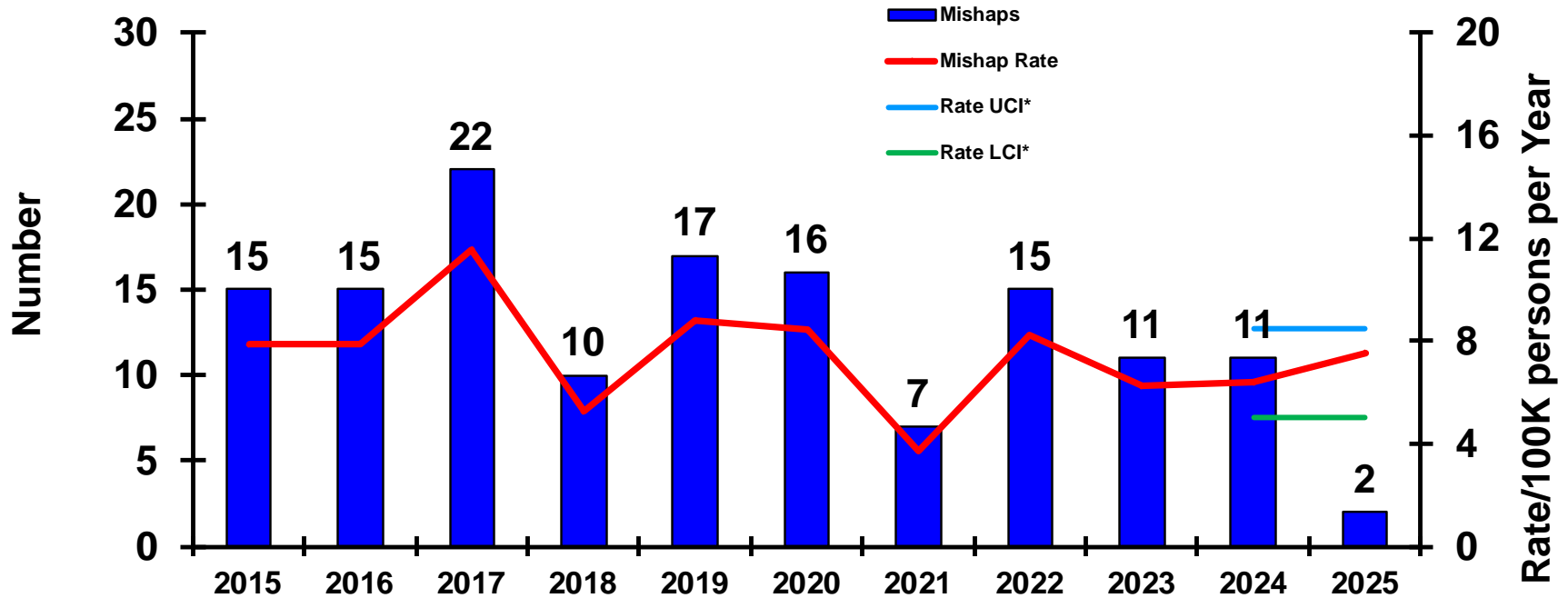


	<u>26-Nov-24</u>	<u>26-Nov-23</u>
CLASS A FATALITIES/FATALITY RATE FY COMPARISON:	0/0.00	1/3.78
FY24 FATALITIES/FATALITY RATE:	2/1.16	
10-YEAR AVERAGE (FY15-FY24) FATALITIES/FATALITY RATE:	2.40/1.29	

*see last slide for definition of UCI/LCI



CLASS 'A' - ON-DUTY MISHAPS

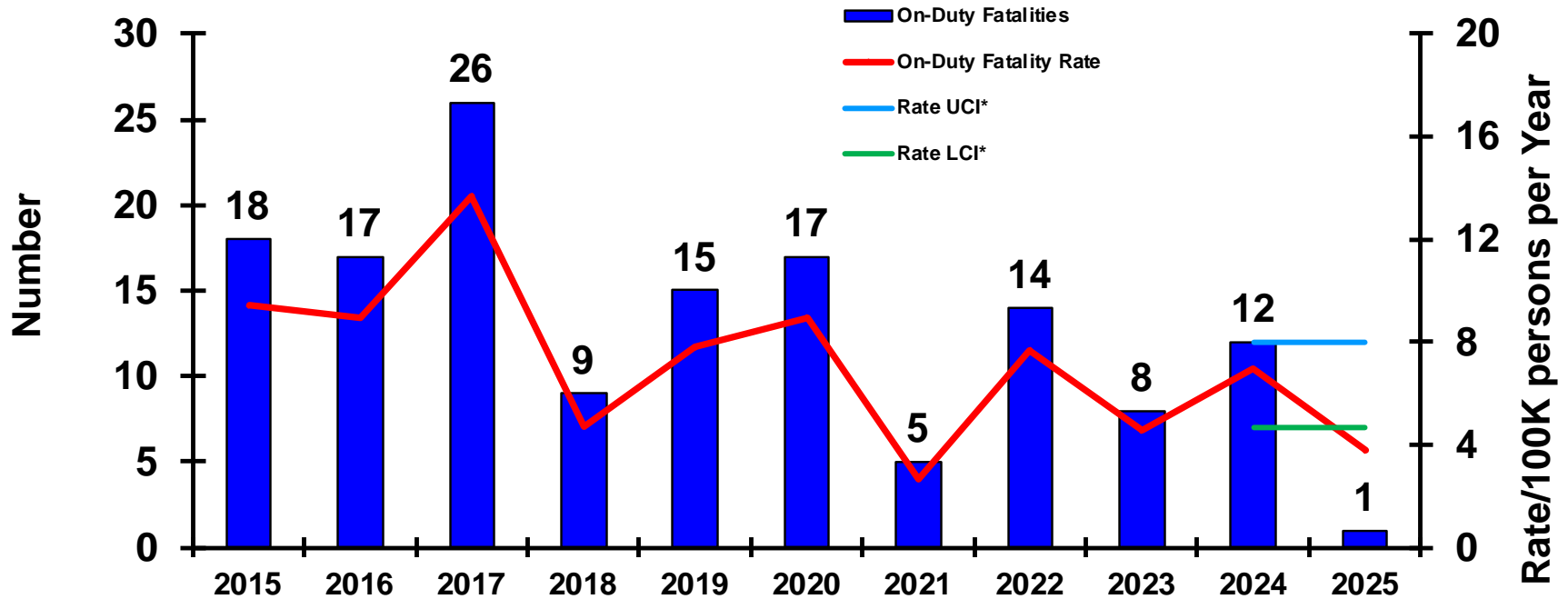


	<u>26-Nov-24</u>	<u>26-Nov-23</u>
CLASS A MISHAPS/MISHAP RATE FY COMPARISON:	2/7.55	2/7.55
FY24 MISHAPS/MISHAP RATE:	11/6.37	
10-YEAR AVERAGE (FY15-FY24) MISHAPS/MISHAP RATE:	13.90/7.44	

*see last slide for definition of UCI/LCI



CLASS 'A' - ON-DUTY FATALITIES



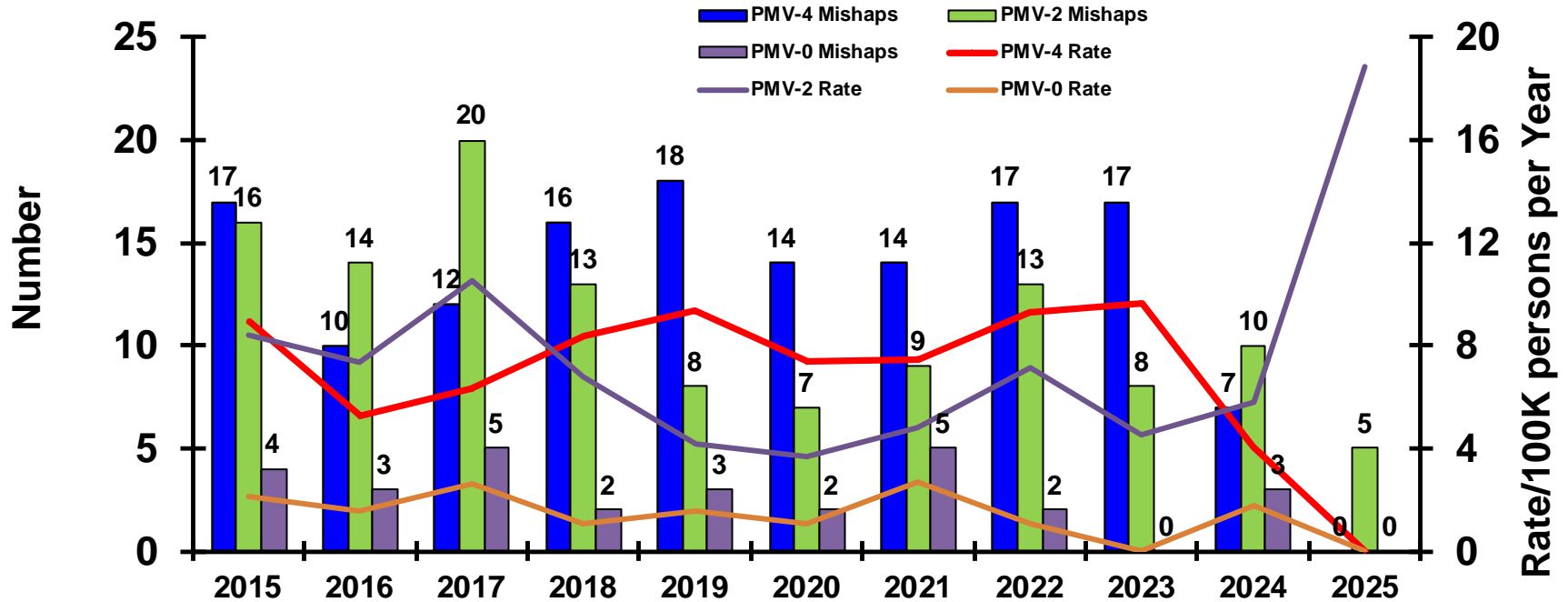
Slide does not show Government Civilian Fatalities: FY25 - 0

	26-Nov-24	26-Nov-23
CLASS A FATALITIES/FATALITY RATE FY COMPARISON:	1/3.78	1/3.78
FY24 FATALITIES/FATALITY RATE:	12/6.95	
10-YEAR AVERAGE (FY15-FY24) FATALITIES/FATALITY RATE:	14.10/7.53	

*see last slide for definition of UCI/LCI



CLASS 'A' - PRIVATE MOTOR VEHICLE (PMV) MISHAPS

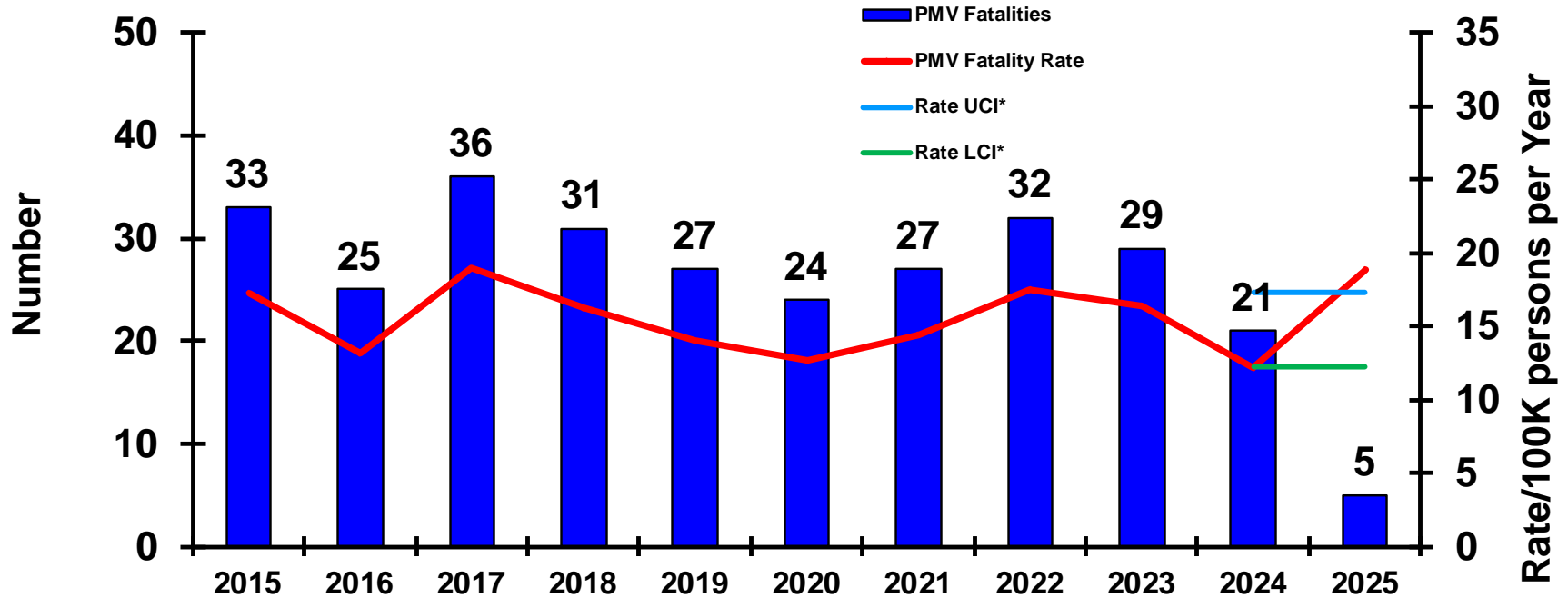


	PMV-4		PMV-2		PMV-0	
	<u>26-Nov-24</u>	<u>26-Nov-23</u>	<u>26-Nov-24</u>	<u>26-Nov-23</u>	<u>26-Nov-24</u>	<u>26-Nov-23</u>
CLASS A MISHAPS/MISHAP RATE FY COMPARISON:	0/0.00	1/3.78	5/18.88	4/15.11	0/0.00	0/0.00
FY24 MISHAPS/MISHAP RATE:	7/4.06		10/5.79		3/1.74	
10-YEAR AVERAGE (FY15-FY24) MISHAPS/MISHAP RATE:	14.20/7.61		11.80/6.32		2.90/1.55	

*see last slide for definition of UCI/LCI



CLASS 'A' - PRIVATE MOTOR VEHICLE (PMV) FATALITIES

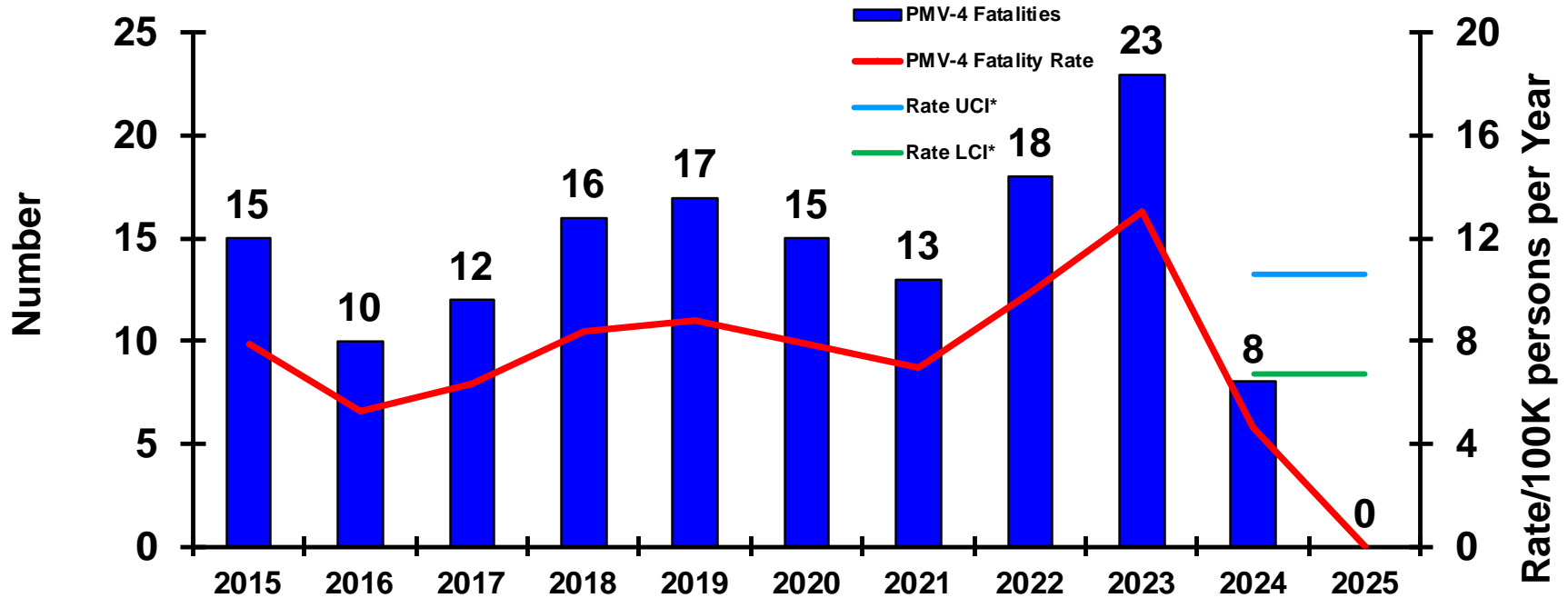


	<u>26-Nov-24</u>	<u>26-Nov-23</u>
CLASS A FATALITIES/FATALITY RATE FY COMPARISON:	5/18.88	5/18.88
FY24 FATALITIES/FATALITY RATE:	21/12.17	
10-YEAR AVERAGE (FY15-FY24) FATALITIES/FATALITY RATE:	28.50/15.29	

*see last slide for definition of UCI/LCI



CLASS 'A' - AUTOMOBILE (PMV-4) FATALITIES

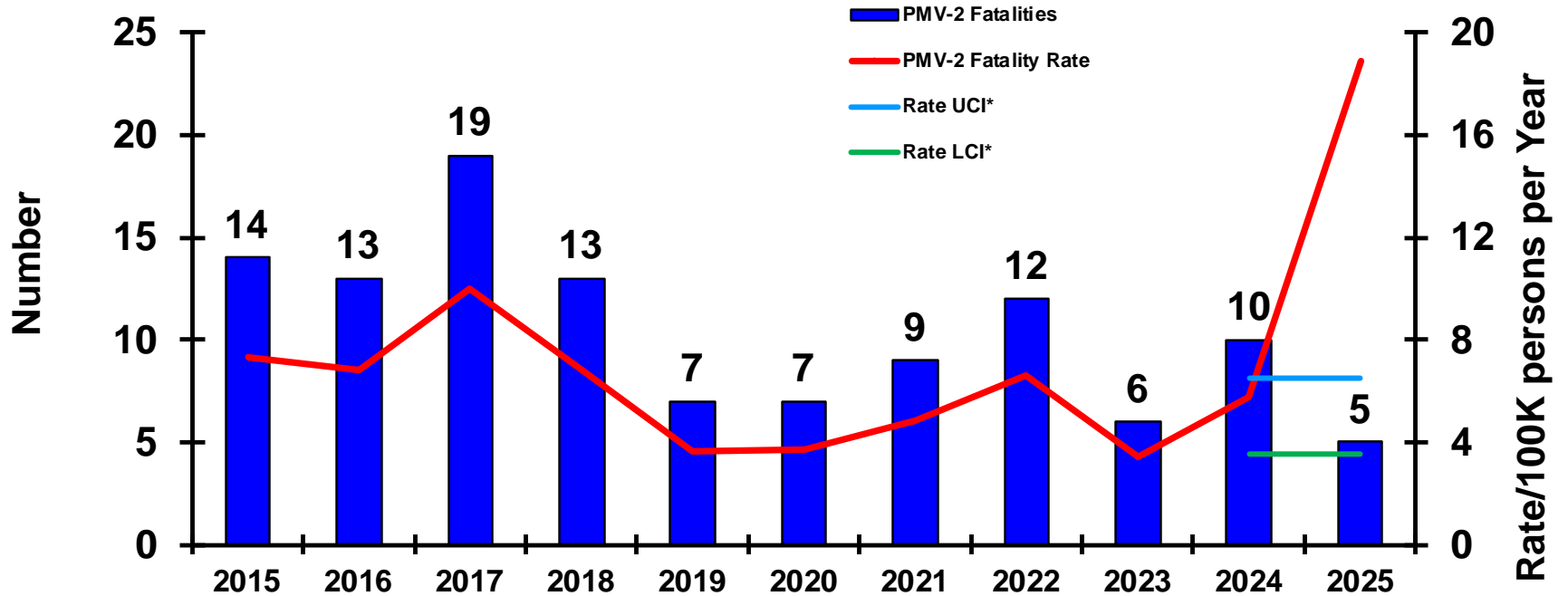


	<u>26-Nov-24</u>	<u>26-Nov-23</u>
CLASS A FATALITIES/FATALITY RATE FY COMPARISON:	0/0.00	1/3.78
FY24 FATALITIES/FATALITY RATE:	8/4.64	
10-YEAR AVERAGE (FY15-FY24) FATALITIES/FATALITY RATE:	14.70/7.90	

*see last slide for definition of UCI/LCI



CLASS 'A' - MOTORCYCLE (PMV-2) FATALITIES

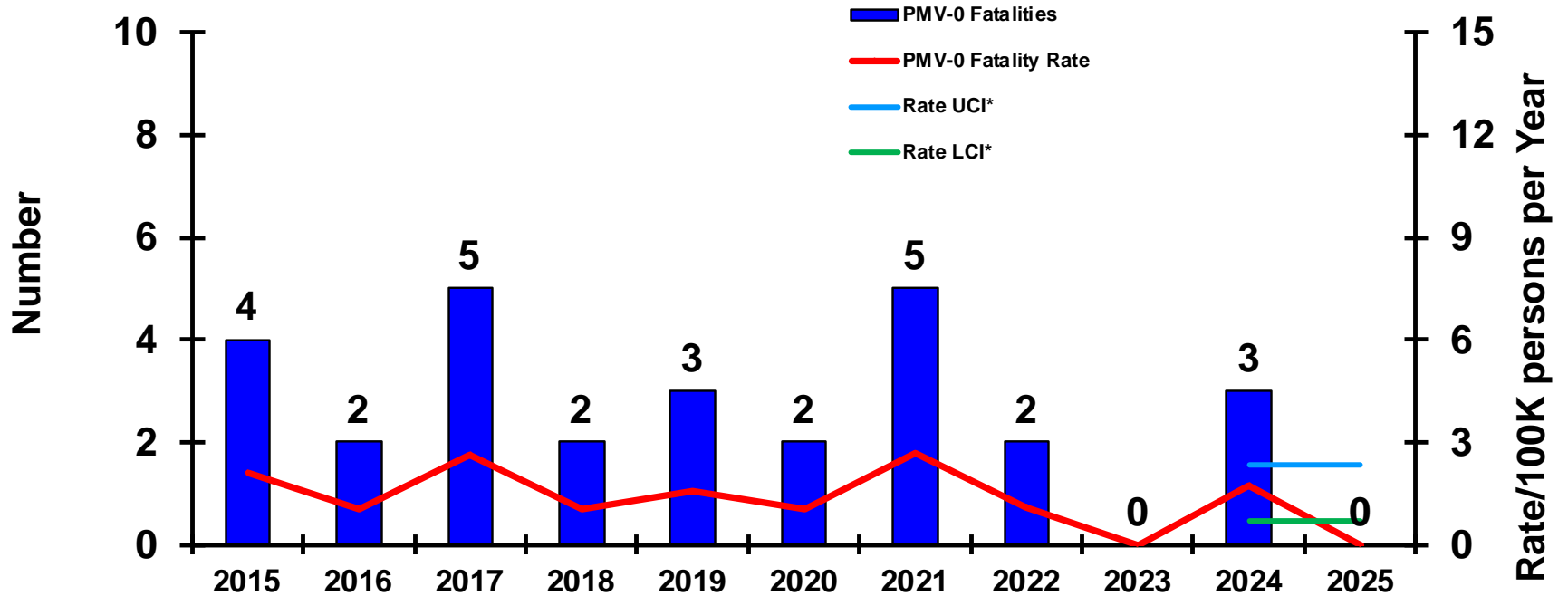


	<u>26-Nov-24</u>	<u>26-Nov-23</u>
CLASS A FATALITIES/FATALITY RATE FY COMPARISON:	5/18.88	4/15.11
FY24 FATALITIES/FATALITY RATE:	10/5.79	
10-YEAR AVERAGE (FY15-FY24) FATALITIES/FATALITY RATE:	11.00/5.89	

*see last slide for definition of UCI/LCI



CLASS 'A' - PEDESTRIAN (PMV-0) FATALITIES

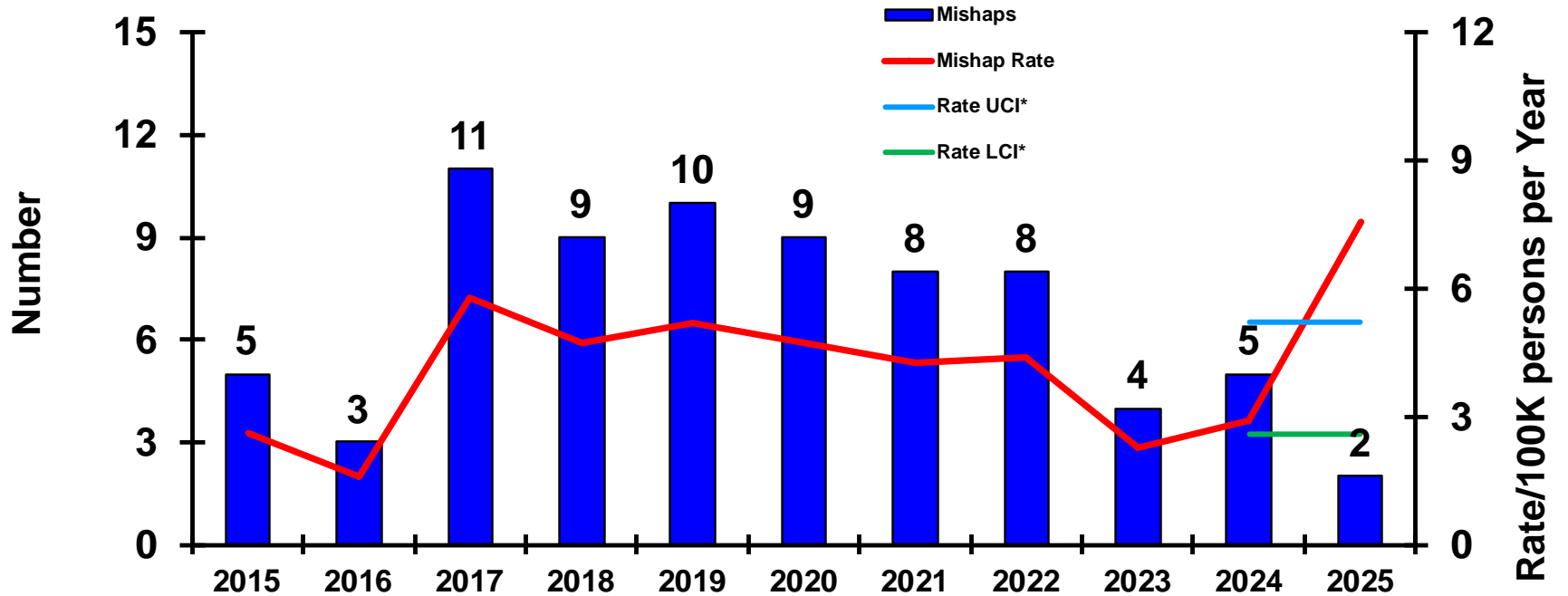


	<u>26-Nov-24</u>	<u>26-Nov-23</u>
CLASS A FATALITIES/FATALITY RATE FY COMPARISON:	0/0.00	0/0.00
FY24 FATALITIES/FATALITY RATE:	3/1.74	
10-YEAR AVERAGE (FY15-FY24) FATALITIES/FATALITY RATE:	2.80/1.49	

*see last slide for definition of UCI/LCI



CLASS 'A' - OFF-DUTY/REC MISHAPS

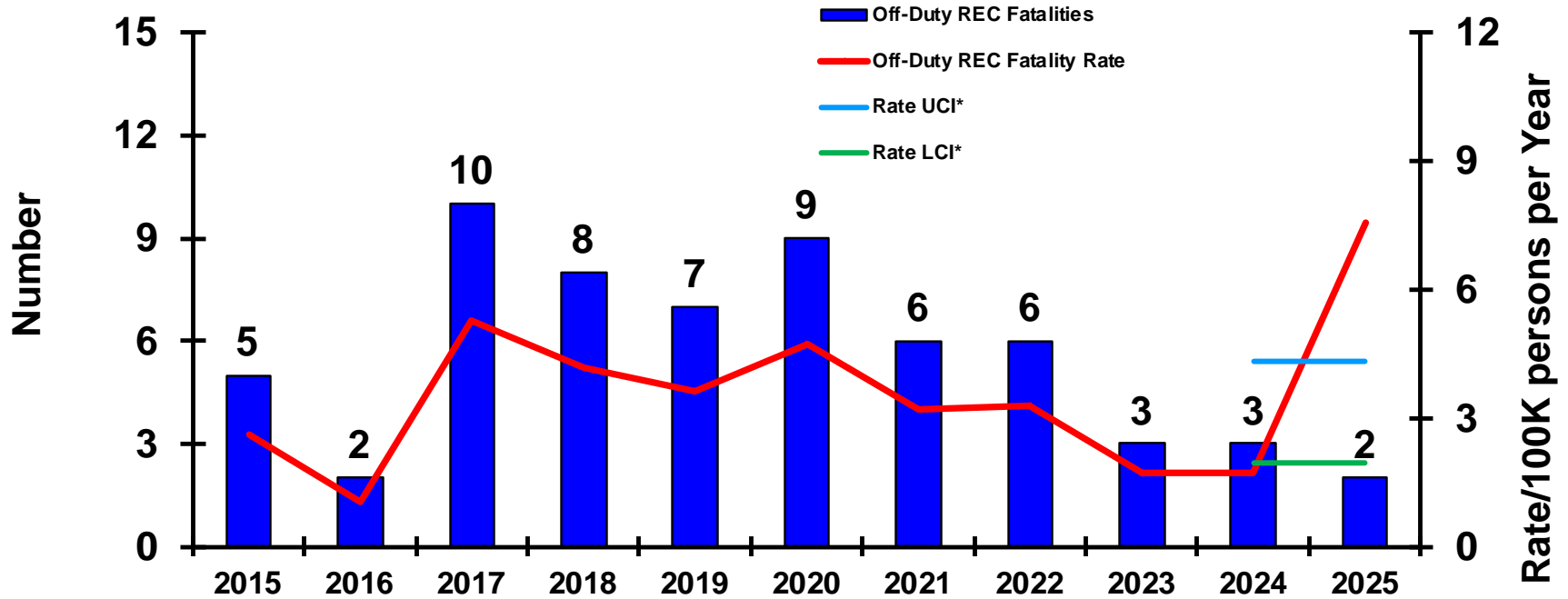


	<u>26-Nov-24</u>	<u>26-Nov-23</u>
CLASS A MISHAPS/MISHAP RATE FY COMPARISON:	2/7.55	1/3.78
FY24 MISHAPS/MISHAP RATE:	5/2.90	
10-YEAR AVERAGE (FY15-FY24) MISHAPS/MISHAP RATE:	7.20/3.85	

*see last slide for definition of UCI/LCI



CLASS 'A' - OFF-DUTY/REC FATALITIES

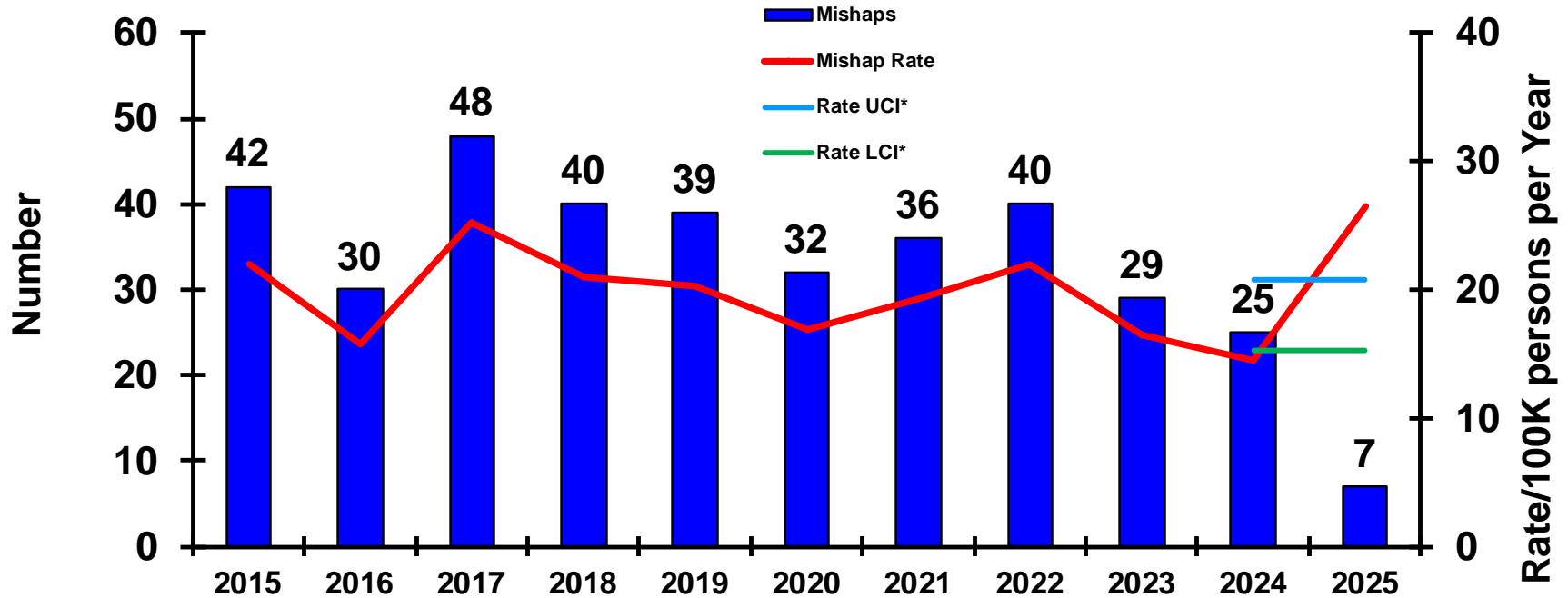


	26-Nov-24	26-Nov-23
CLASS A FATALITIES/FATALITY RATE FY COMPARISON:	2/7.55	1/3.78
FY24 FATALITIES/FATALITY RATE:	3/1.74	
10-YEAR AVERAGE (FY15-FY24) FATALITIES/FATALITY RATE:	5.90/3.14	

*see last slide for definition of UCI/LCI



CLASS 'A' - OFF-DUTY MISHAPS

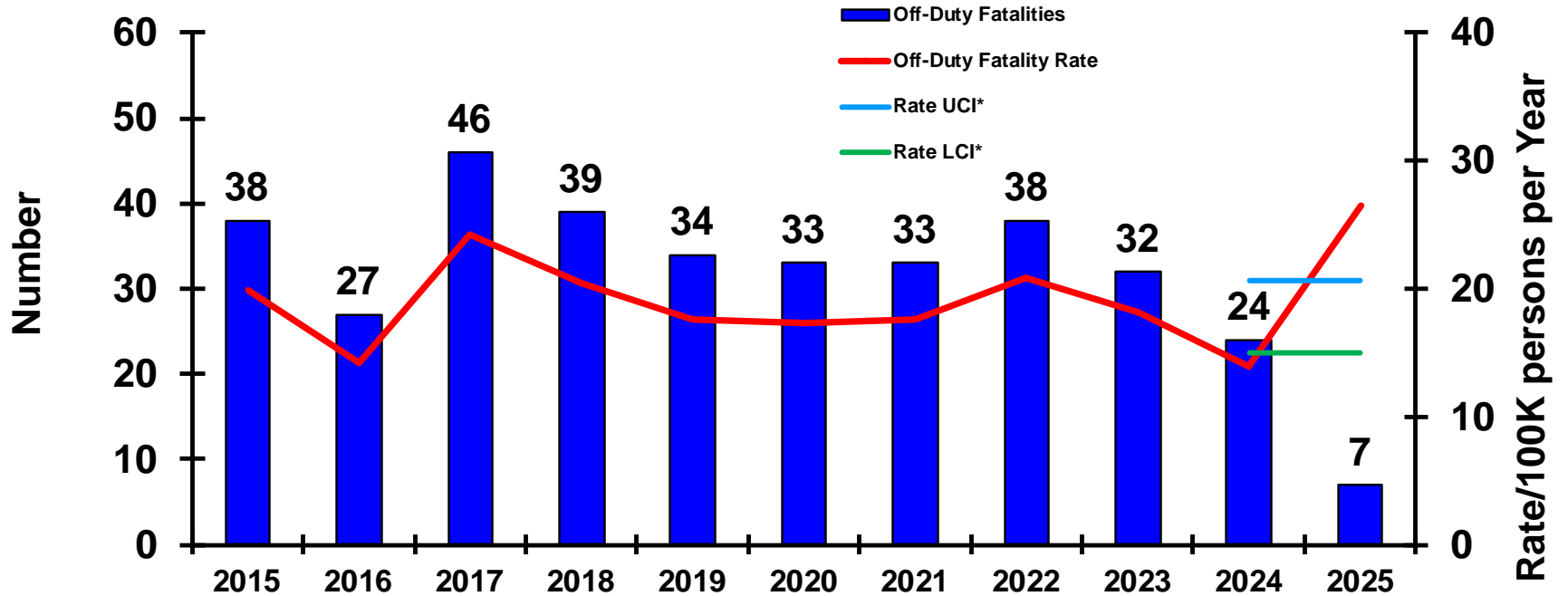


	<u>26-Nov-24</u>	<u>26-Nov-23</u>
CLASS A MISHAPS/MISHAP RATE FY COMPARISON:	7/26.43	6/22.66
FY24 MISHAPS/MISHAP RATE:	25/14.48	
10-YEAR AVERAGE (FY15-FY24) MISHAPS/MISHAP RATE:	36.10/19.32	

*see last slide for definition of UCI/LCI



CLASS 'A' - OFF-DUTY FATALITIES



Slide does not show Government Civilian Fatalities: FY25 - 0

	26-Nov-24	26-Nov-23
CLASS A FATALITIES/FATALITY RATE FY COMPARISON:	7/26.43	6/22.66
FY24 FATALITIES/FATALITY RATE:	24/13.91	
10-YEAR AVERAGE (FY15-FY24) FATALITIES/FATALITY RATE:	34.40/18.43	

*see last slide for definition of UCI/LCI



USN - SHORT NARRATIVES

USN CLASS 'A' - AVIATION CLASS A MISHAPS (includes UAS/UAV, FRMs and AGMs not included in the Flight Slide) (1)

- **CLASS A FLIGHT MISHAPS (1)**
 - 15 Oct 2024 (IVO Mt Rainer, Washington) EA-18G crashed during training evolution; crew deceased.
- **CLASS 'A' FLIGHT-RELATED MISHAPS (FREL) (0)**
 - NSTR
- **CLASS 'A' AGM MISHAPS (0)**
 - NSTR
- **CLASS 'A' MISHAP – UAV (0)**
 - NSTR

USN CLASS 'A' - AFLOAT MISHAPS (0)

- **CLASS A SURFACE SHIP MISHAPS (0)**
 - NSTR
- **CLASS A SUBMARINE MISHAPS (0)**
 - NSTR
- **CLASS 'A' DIVING MISHAPS (0)**
 - NSTR
- **CLASS 'A' MSC AFLOAT MISHAPS (0)**
 - NSTR



USN - SHORT NARRATIVES

USN CLASS 'A' - SHORE MISHAPS (0)

- CLASS A SHORE MISHAPS (0)
 - NSTR

- CLASS 'A' PHYSICAL TRAINING MISHAPS (0)
 - NSTR

USN CLASS 'A' - ON-DUTY MOTOR VEHICLE MISHAPS (0)

- CLASS 'A' TACTICAL VEHICLE MISHAPS (0)
 - NSTR

- CLASS 'A' COMMERCIAL VEHICLE MISHAPS (0)
 - NSTR



USN - SHORT NARRATIVES

USN CLASS 'A' - PMV FATALITIES (7)

- **PMV-4 FATALITIES (1)**
 - 12 Nov 2024 (Chinquapin, NC) SVM involved in a motor vehicle accident, died at scene.

- **PMV-2 FATALITIES (6)**
 - 25 Nov 2024 (Hampton, VA) SVM involved in a motorcycle accident, died at scene.
 - 8 Nov 2024 (Groton, CT) SVM involved in a motorcycle accident, died at scene.
 - 7 Nov 2024 (Oak Harbor, WA) SVM involved in a motorcycle accident, died at hospital.
 - 31 Oct 2024 (St. Mary's, GA) SVM involved in a motorcycle accident, died at scene.
 - 22 Oct 2024 (Honolulu, HI) SVM involved in a motorcycle accident, died at scene.
 - 2 Oct 2024 (Kingsland, GA) SVM involved in a motorcycle accident, died at scene.

- **PMV-0 FATALITIES (0)**
 - NSTR

USN CLASS 'A' USN - OFF-DUTY/RECREATIONAL FATALITIES (0)

- **OFF-DUTY/REC FATALITIES (1)**
 - 3 Nov 2024 (NS Meridian, MS) SVM suffered medical emergency, died at hospital.

USN CLASS 'A' – PERMANENT TOTAL DISABILITIES (0)

- NSTR



USMC - SHORT NARRATIVES

USMC CLASS 'A' AVIATION MISHAPS (includes UAS/UAV, FRMs and AGMs not included in the Flight Slide) (1)

- **CLASS A FLIGHT MISHAPS (1)**
 - 25 Oct 2024 (MCAS Yuma, AZ) CH-53E: Aircraft crashed on takeoff. Aircraft repairable. Multiple minor injuries reported.

- **CLASS 'A' FLIGHT-RELATED MISHAPS (FREL) (0)**
 - NSTR

- **CLASS 'A' AGM MISHAPS (0)**
 - NSTR

- **CLASS 'A' MISHAP – UAV (0)**
 - NSTR

USMC CLASS 'A' GROUND MISHAPS (0)

- **CLASS A GROUND MISHAPS (0)**
 - NSTR

- **CLASS A PHYSICAL TRAINING MISHAPS (0)**
 - NSTR



USMC - SHORT NARRATIVES

USMC CLASS 'A' ON-DUTY MOTOR VEHICLE MISHAPS (1)

- CLASS 'A' TACTICAL VEHICLE MISHAPS (1)
 - 8 Nov 2024 (MCB Camp Pendleton, CA) SVM sustained fatal injury during work evolution.
- CLASS 'A' COMMERCIAL VEHICLE MISHAPS (0)
 - NSTR

USMC CLASS 'A' PMV FATALITIES (5)

- PMV-4 FATALITIES (0)
 - NSTR
- PMV-2 FATALITIES (5)
 - 19 Nov 2024 (IVO Kin, Okinawa, Japan) SVM involved in a motorcycle accident, died at hospital.
 - 31 Oct 2024 (Santa Ana, CA) SVM involved in a motorcycle accident, died at hospital on 4 Nov 24.
 - 27 Oct 2024 (St Louis, MO) SVM involved in a motorcycle accident, died at scene.
 - 17 Oct 2024 (Jacksonville, NC) SVM involved in a motorcycle accident, died at hospital.
 - 15 Oct 2024 (Oceanside, CA) SVM involved in a motorcycle accident, died at scene.
- PMV-0 FATALITIES (0)
 - NSTR



USMC - SHORT NARRATIVES

USMC CLASS 'A' OFF-DUTY/RECREATIONAL FATALITIES (2)

- **OFF-DUTY/REC FATALITIES (2)**
 - 2 Nov 2024 (Camp Lejeune, NC) SVM fell from balcony, died at scene.
 - 12 Oct 2024 (Raleigh, NC) SVM sustained injury from accidental personal firearm discharge, died at scene.

USMC CLASS 'A' – PERMANENT TOTAL DISABILITIES (0)

- NSTR



Mishap Confidence Interval



- UCI = Upper Confidence Interval LCI = Lower Confidence Interval
- Rate values above the UCI or below the LCI infer a statistically significant change is probable. This is only an indicator. Significance cannot be determined until end-of-year.
- Values between the UCI and LCI infer that nothing significant has occurred to increase or decrease mishap rate.

(Confidence Interval is based on: Poisson Rate related to a Chi Squared Distribution and calculated using FY16-20 data except for the Lost Work Days and Lost Time Case slides which were based on a normal distribution).