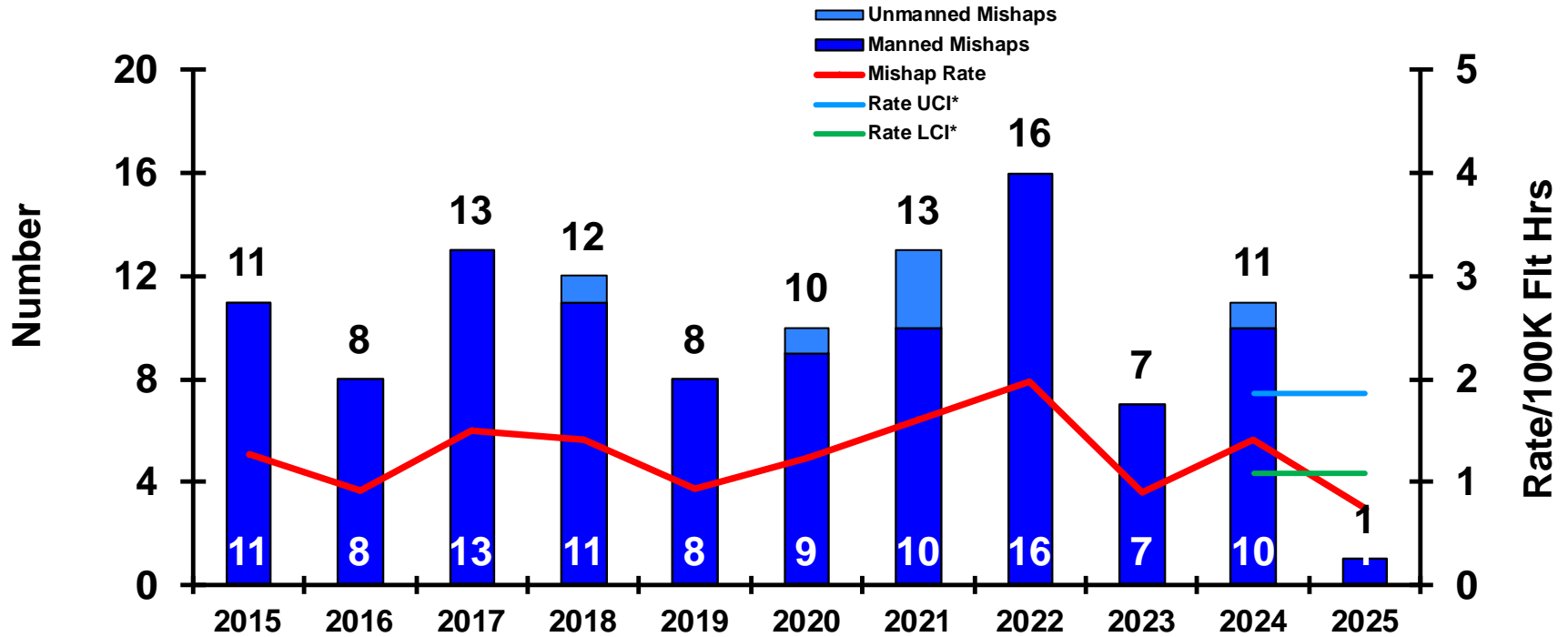




# CLASS 'A' - AVIATION MISHAPS



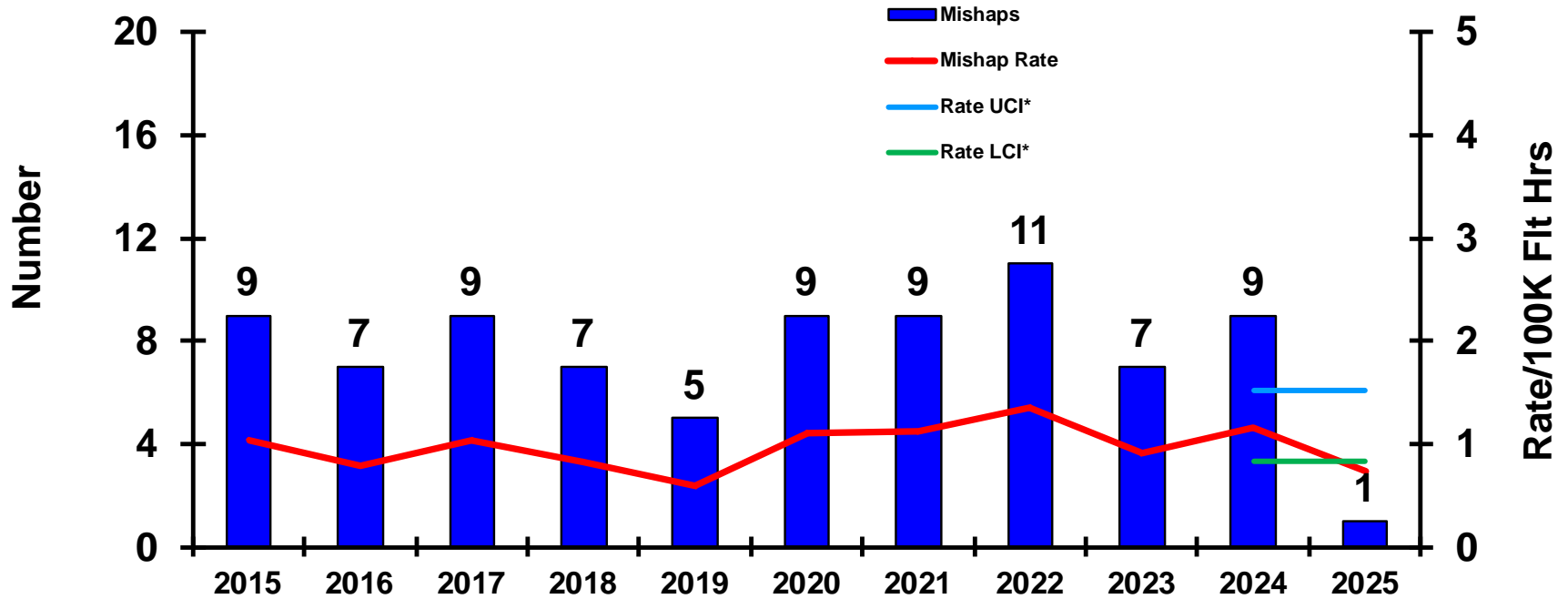
	10-Dec-24	10-Dec-23
<b>CLASS A MISHAPS/MISHAP RATE FY COMPARISON:</b>	1/0.74	4/2.67
<b>FY24 MISHAPS/MISHAP RATE:</b>	11/1.41	
<b>10-YEAR AVERAGE (FY15-FY24) MISHAPS/MISHAP RATE:</b>	10.90/1.26	

\*see last slide for definition of UCI/LCI



# CLASS 'A' - FLIGHT MISHAPS

Manned Aircraft Only



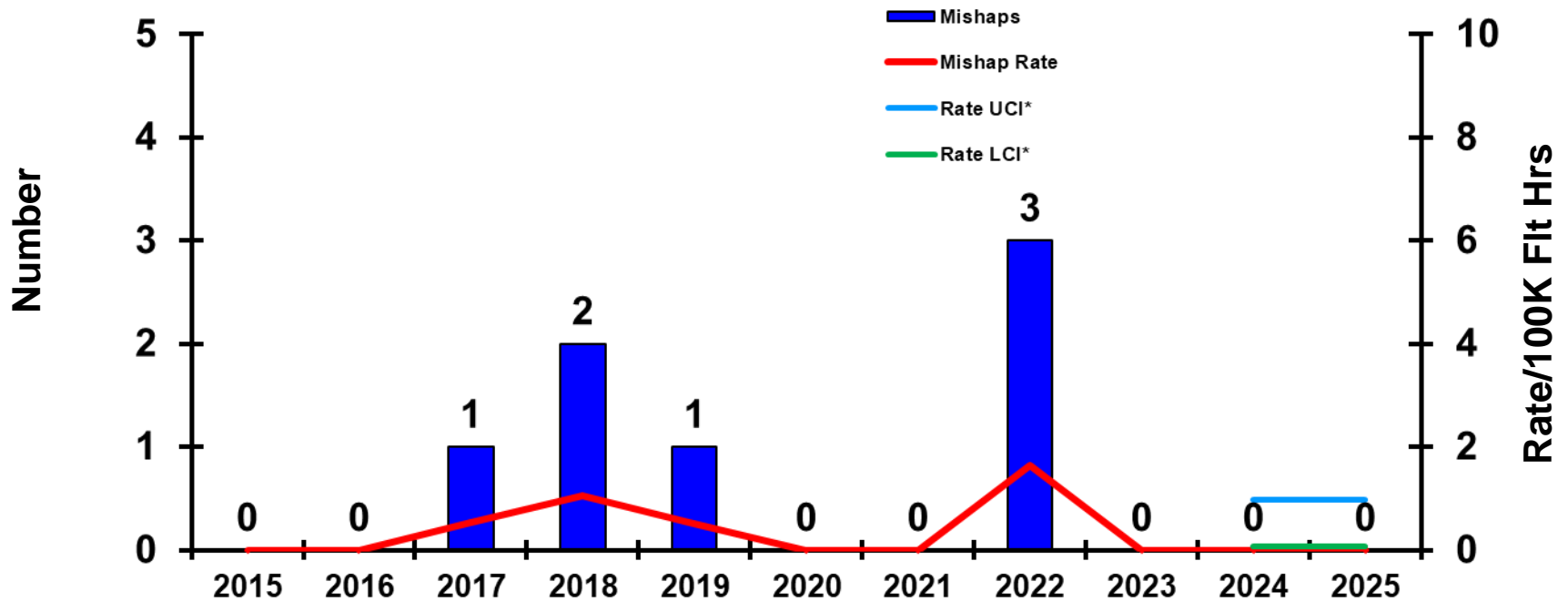
	10-Dec-24	10-Dec-23
<b>CLASS A MISHAPS/MISHAP RATE FY COMPARISON:</b>	1/0.74	4/2.67
<b>FY24 MISHAPS/MISHAP RATE:</b>	9/1.15	
<b>10-YEAR AVERAGE (FY15-FY24) MISHAPS/MISHAP RATE:</b>	8.20/0.99	

\*see last slide for definition of UCI/LCI



# CLASS 'A' - FLIGHT-RELATED (FREL) MISHAPS

*Manned Aircraft Only*



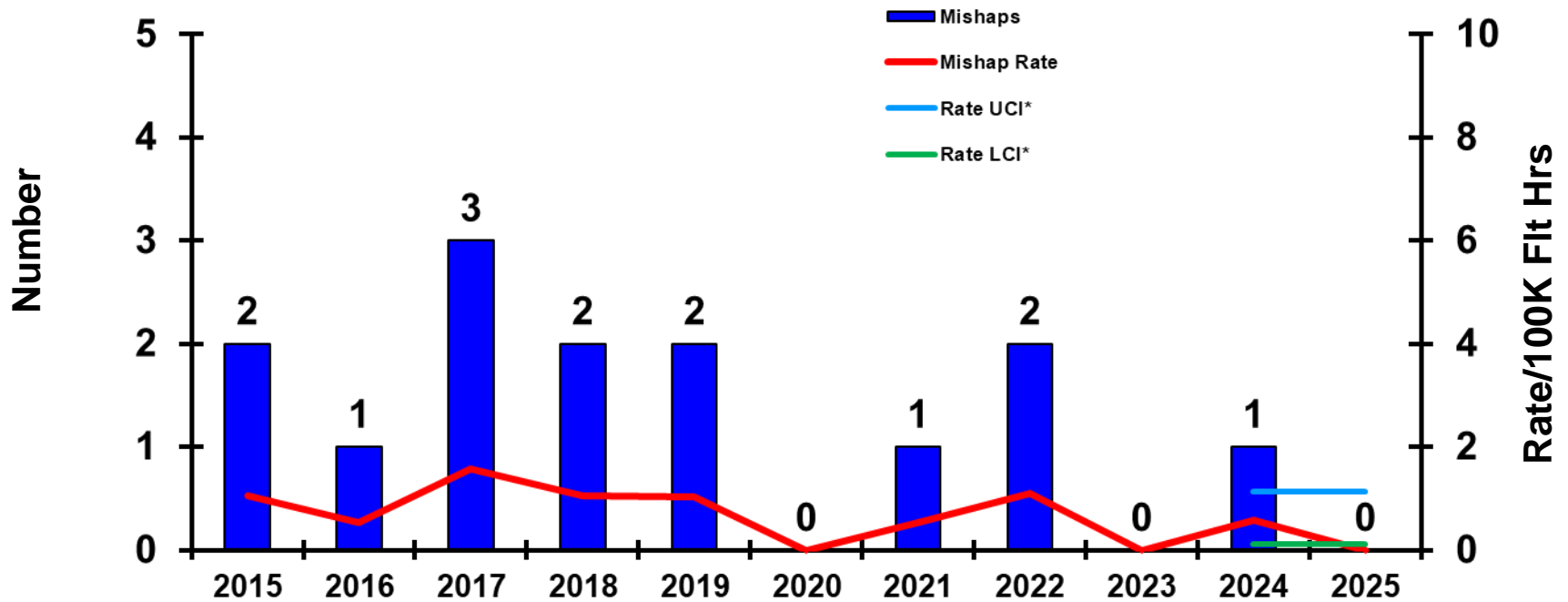
	<u>10-Dec-24</u>	<u>10-Dec-23</u>
<b>CLASS A MISHAPS/MISHAP RATE FY COMPARISON:</b>	0/0.00	0/0.00
<b>FY24 MISHAPS/MISHAP RATE:</b>	0/0.00	
<b>10-YEAR AVERAGE (FY15-FY24) MISHAPS/MISHAP RATE:</b>	0.70/0.08	

\*see last slide for definition of UCI/LCI



# CLASS 'A' - AVIATION GROUND MISHAPS (AGM)

Manned Aircraft Only

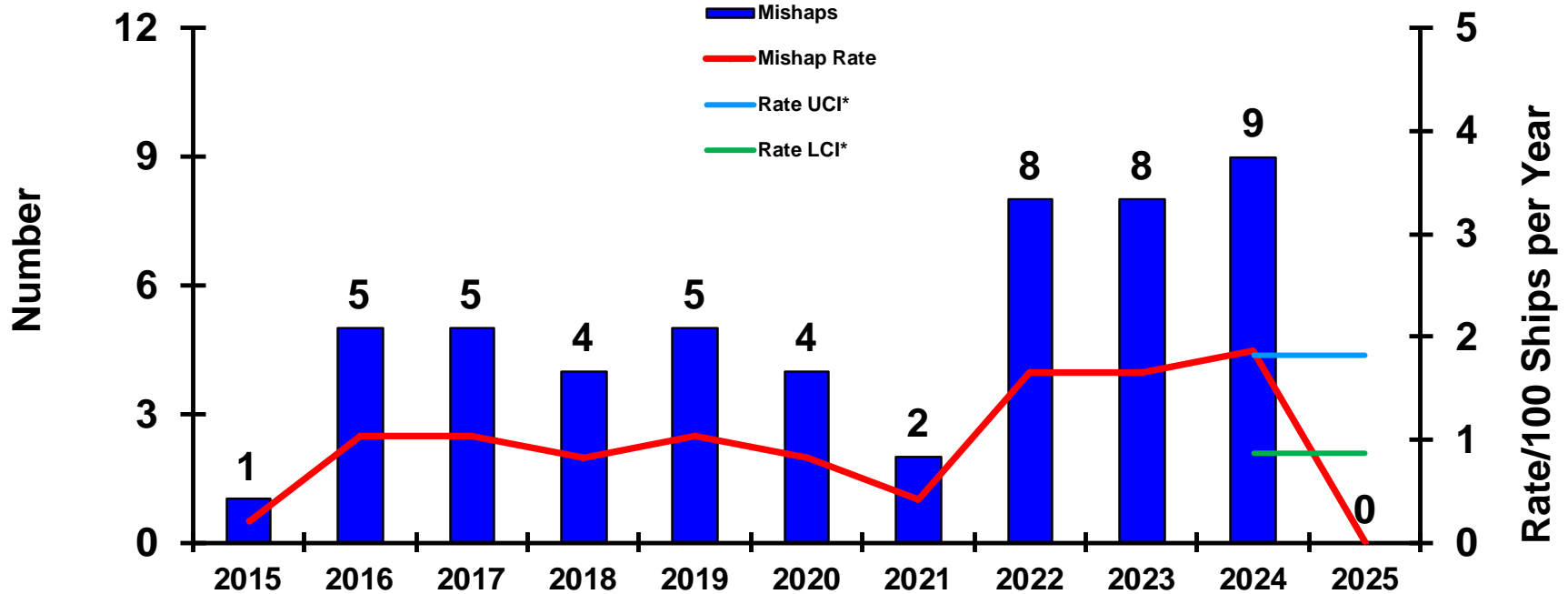


	10-Dec-24	10-Dec-23
<b>CLASS A MISHAPS/MISHAP RATE FY COMPARISON:</b>	0/0.00	0/0.00
<b>FY24 MISHAPS/MISHAP RATE:</b>	1/0.13	
<b>10-YEAR AVERAGE (FY15-FY24) MISHAPS/MISHAP RATE:</b>	1.40/0.17	

\*see last slide for definition of UCI/LCI



# CLASS 'A' - AFLOAT MISHAPS

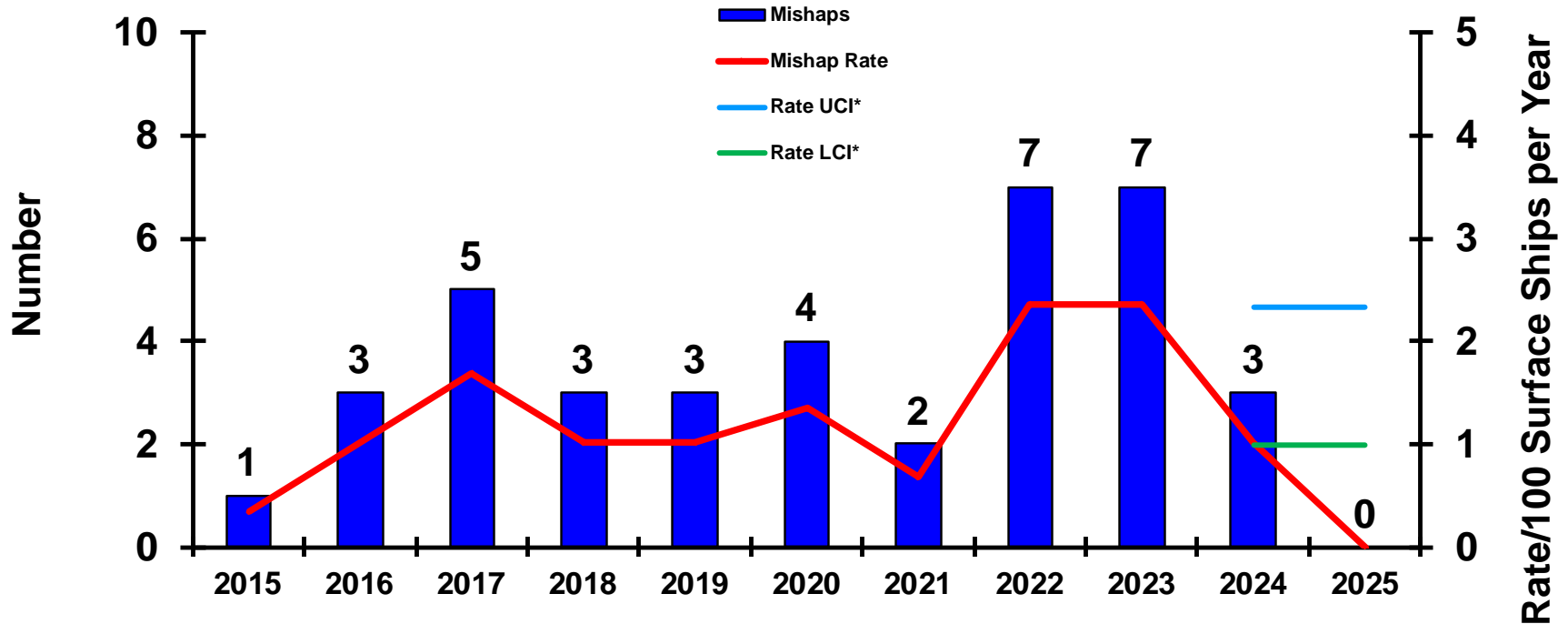


	<u>10-Dec-24</u>	<u>10-Dec-23</u>
<b>CLASS A MISHAPS/MISHAP RATE FY COMPARISON:</b>	0/0.00	2/2.16
<b>FY24 MISHAPS/MISHAP RATE:</b>	9/1.86	
<b>10-YEAR AVERAGE (FY15-FY24) MISHAPS/MISHAP RATE:</b>	5.10/1.06	

\*see last slide for definition of UCI/LCI



# CLASS 'A' - SURFACE SHIP MISHAPS

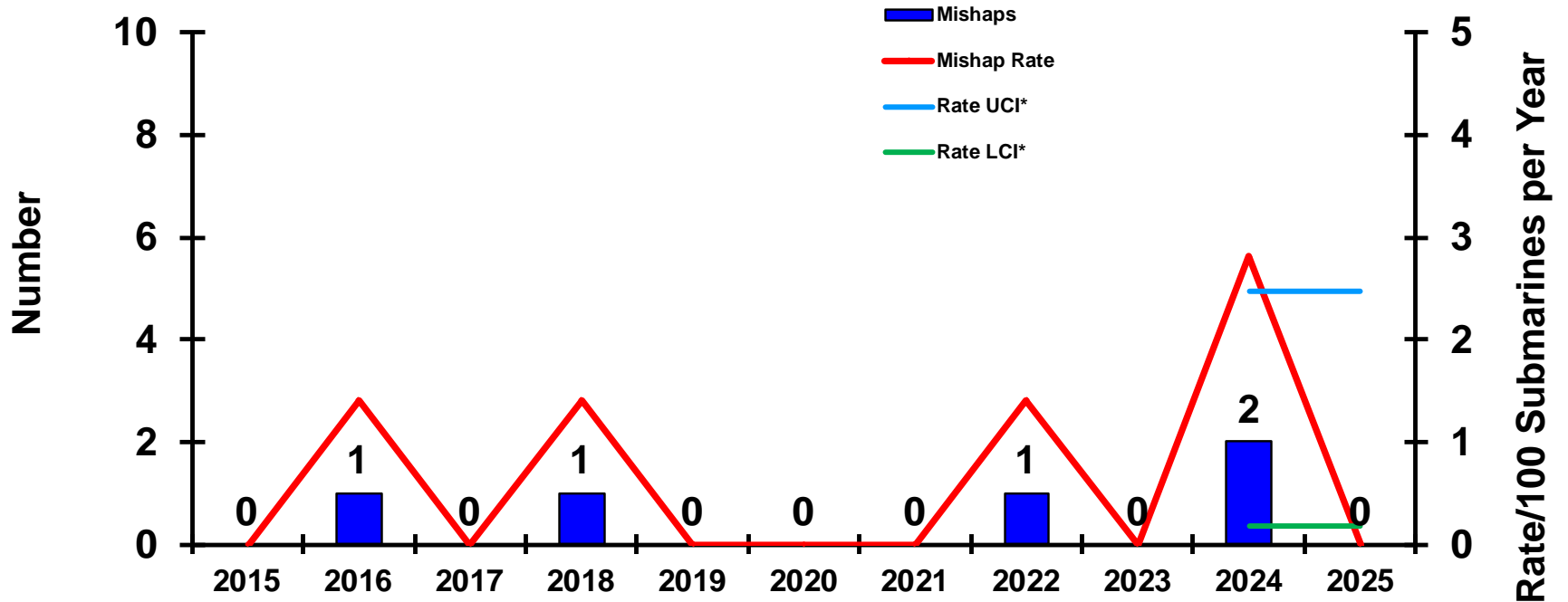


	<u>10-Dec-24</u>	<u>10-Dec-23</u>
<b>CLASS A MISHAPS/MISHAP RATE FY COMPARISON:</b>	0/0.00	0/0.00
<b>FY24 MISHAPS/MISHAP RATE:</b>	3/1.01	
<b>10-YEAR AVERAGE (FY15-FY24) MISHAPS/MISHAP RATE:</b>	3.80/1.28	

\*see last slide for definition of UCI/LCI



# CLASS 'A' - SUBMARINE MISHAPS

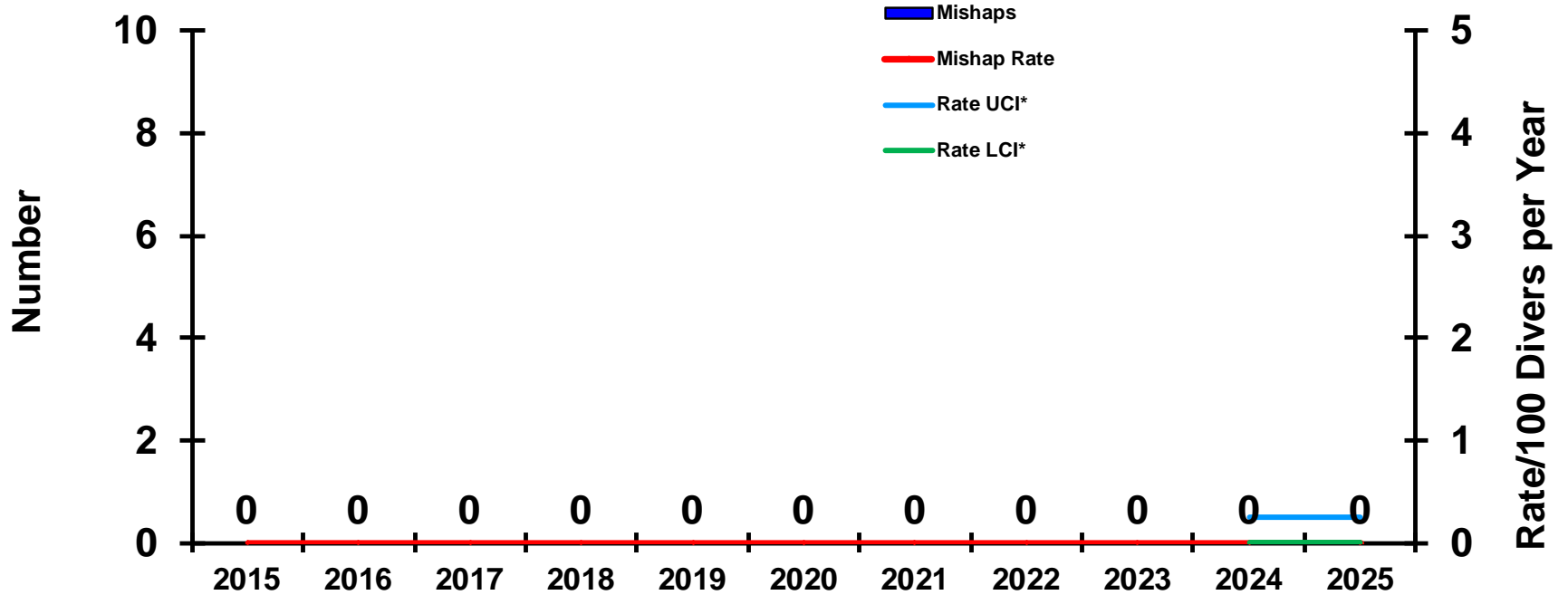


	<u>10-Dec-24</u>	<u>10-Dec-23</u>
<b>CLASS A MISHAPS/MISHAP RATE FY COMPARISON:</b>	0/0.00	1/7.34
<b>FY24 MISHAPS/MISHAP RATE:</b>	2/2.82	
<b>10-YEAR AVERAGE (FY15-FY24) MISHAPS/MISHAP RATE:</b>	0.50/0.70	

\*see last slide for definition of UCI/LCI



# CLASS 'A' - DIVING MISHAPS

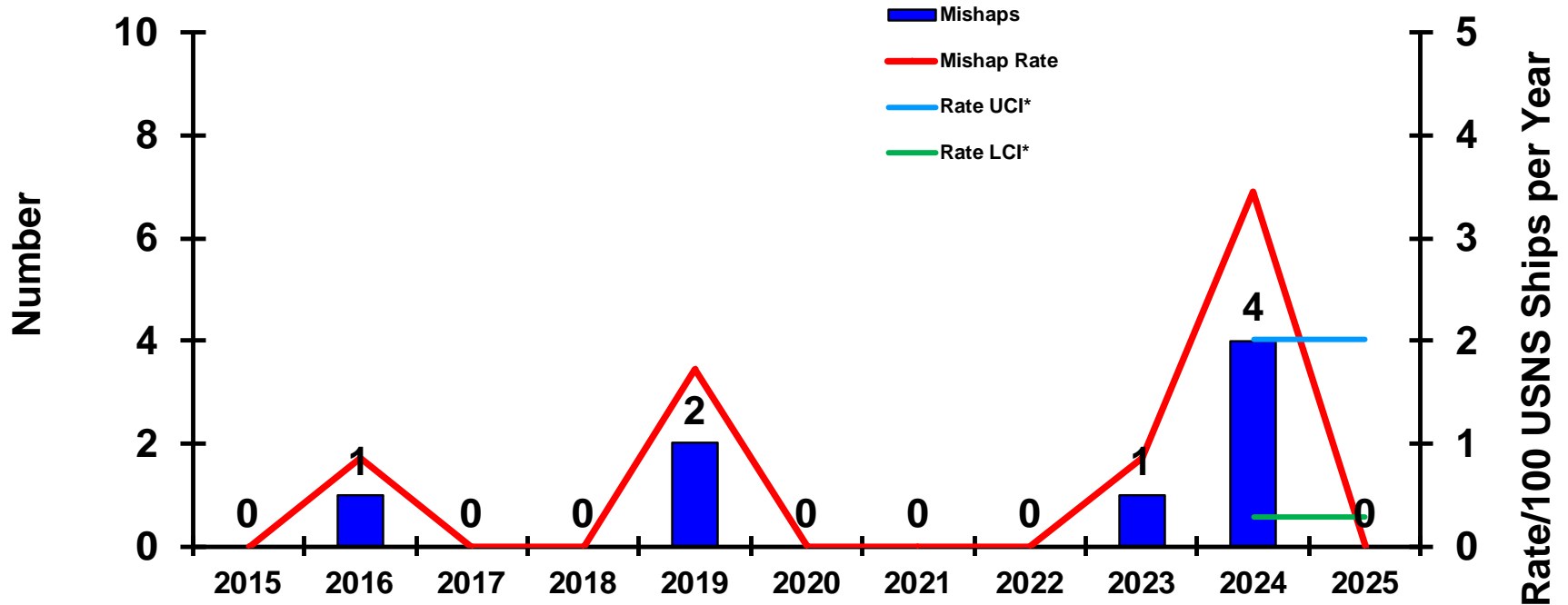


	<u>10-Dec-24</u>	<u>10-Dec-23</u>
<b>CLASS A MISHAPS/MISHAP RATE FY COMPARISON:</b>	0/0.00	0/0.00
<b>FY24 MISHAPS/MISHAP RATE:</b>	0/0.00	
<b>10-YEAR AVERAGE (FY15-FY24) MISHAPS/MISHAP RATE:</b>	0.00/0.00	

\*see last slide for definition of UCI/LCI



# CLASS 'A' - MILITARY SEALIFT COMMAND (MSC) AFLOAT MISHAPS

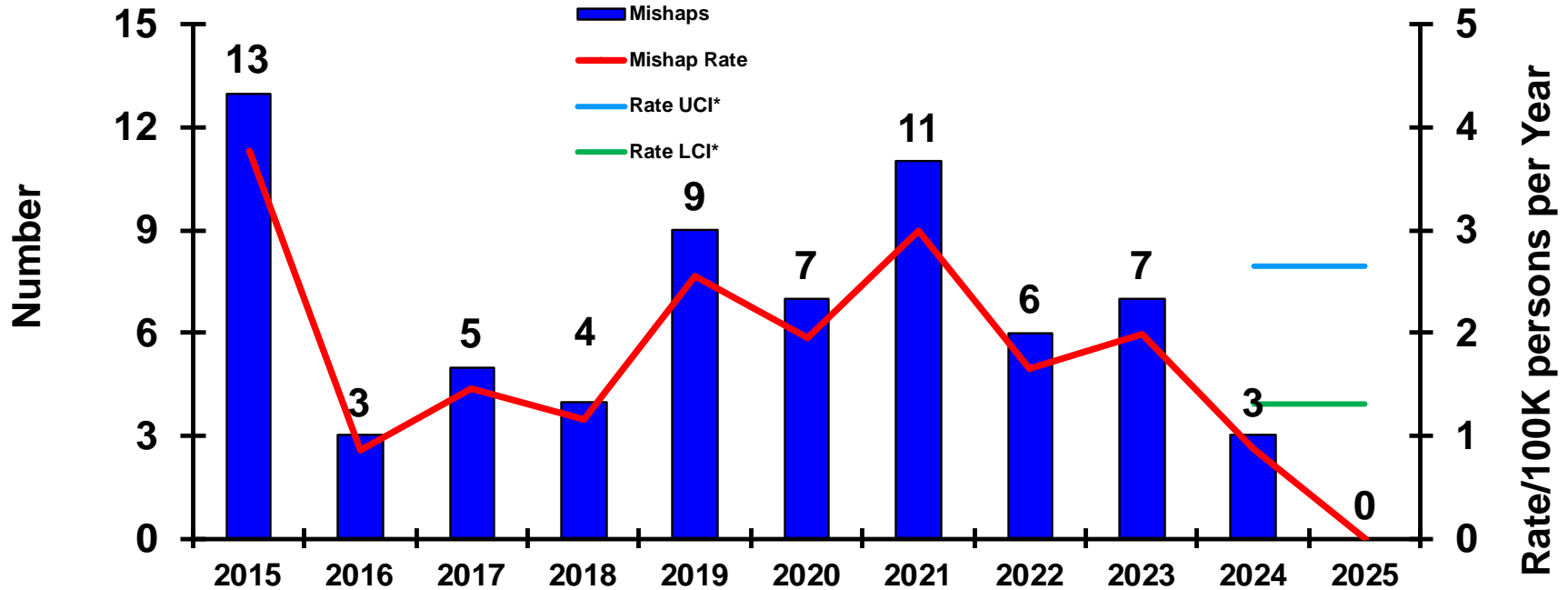


	<u>10-Dec-24</u>	<u>10-Dec-23</u>
<b>CLASS A MISHAPS/MISHAP RATE FY COMPARISON:</b>	0/0.00	1/4.50
<b>FY24 MISHAPS/MISHAP RATE:</b>	4/3.45	
<b>10-YEAR AVERAGE (FY15-FY24) MISHAPS/MISHAP RATE:</b>	0.80/0.69	

\*see last slide for definition of UCI/LCI



# CLASS 'A' - SHORE ON-DUTY MISHAPS

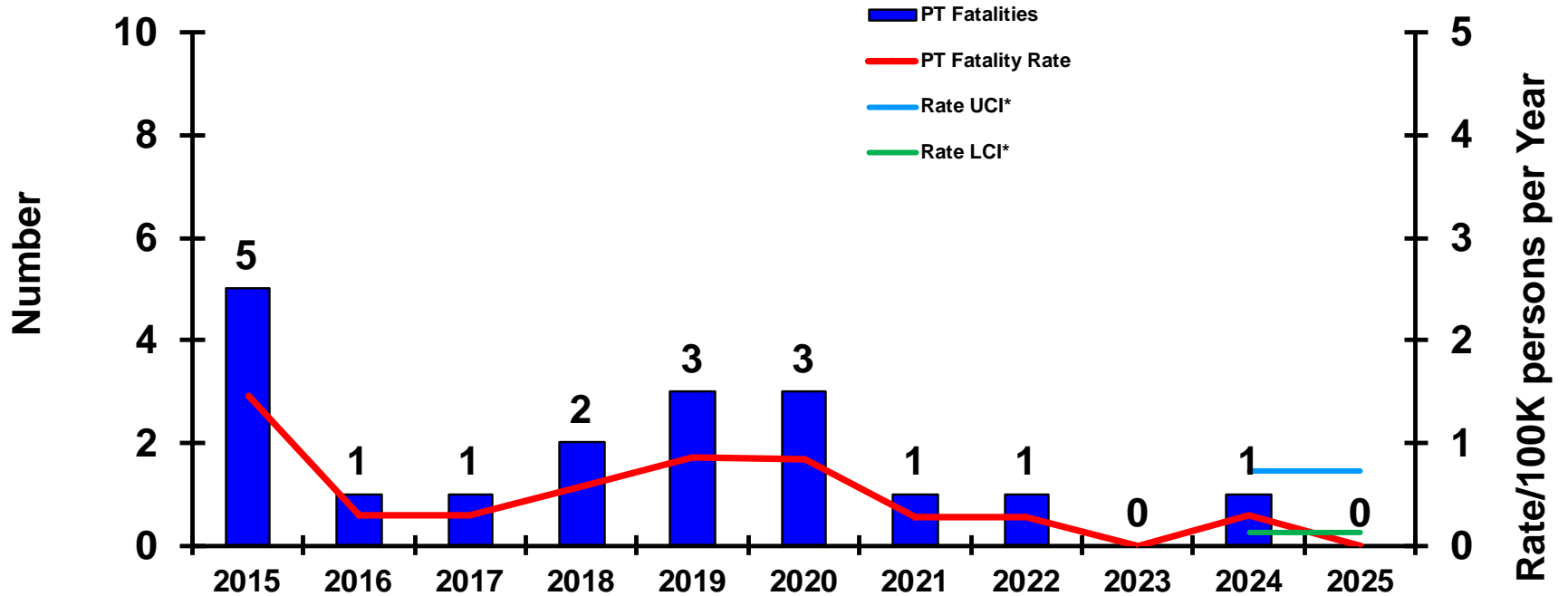


	<u>10-Dec-24</u>	<u>10-Dec-23</u>
<b>CLASS A MISHAPS/MISHAP RATE FY COMPARISON:</b>	0/0.00	1/1.51
<b>FY24 MISHAPS/MISHAP RATE:</b>	3/0.87	
<b>10-YEAR AVERAGE (FY15-FY24) MISHAPS/MISHAP RATE:</b>	6.80/1.92	

\*see last slide for definition of UCI/LCI



# CLASS 'A' - PHYSICAL TRAINING FATALITIES

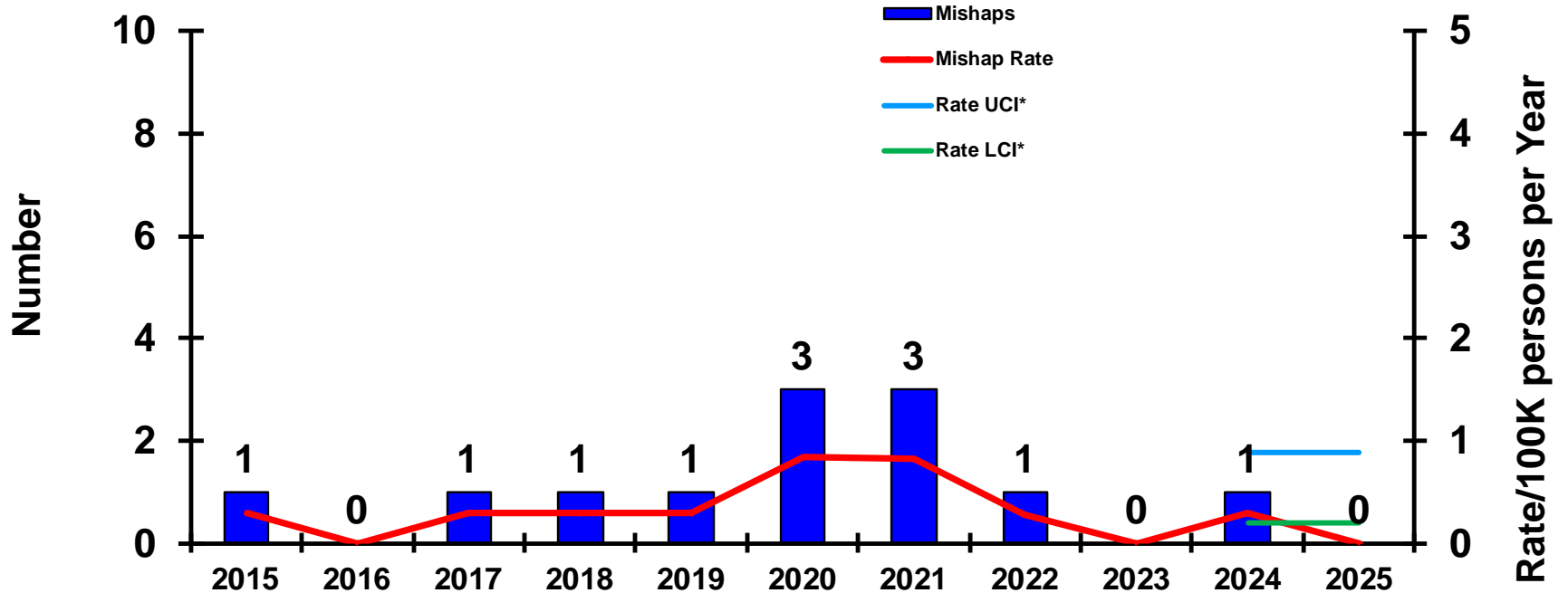


	10-Dec-24	10-Dec-23
<b>CLASS A FATALITIES/FATALITY RATE FY COMPARISON:</b>	0/0.00	0/0.00
<b>FY24 FATALITIES/FATALITY RATE:</b>	1/0.29	
<b>10-YEAR AVERAGE (FY15-FY24) FATALITIES/FATALITY RATE:</b>	1.80/0.51	

\*see last slide for definition of UCI/LCI



# CLASS 'A' - ON-DUTY MOTOR VEHICLE (MV) MISHAPS

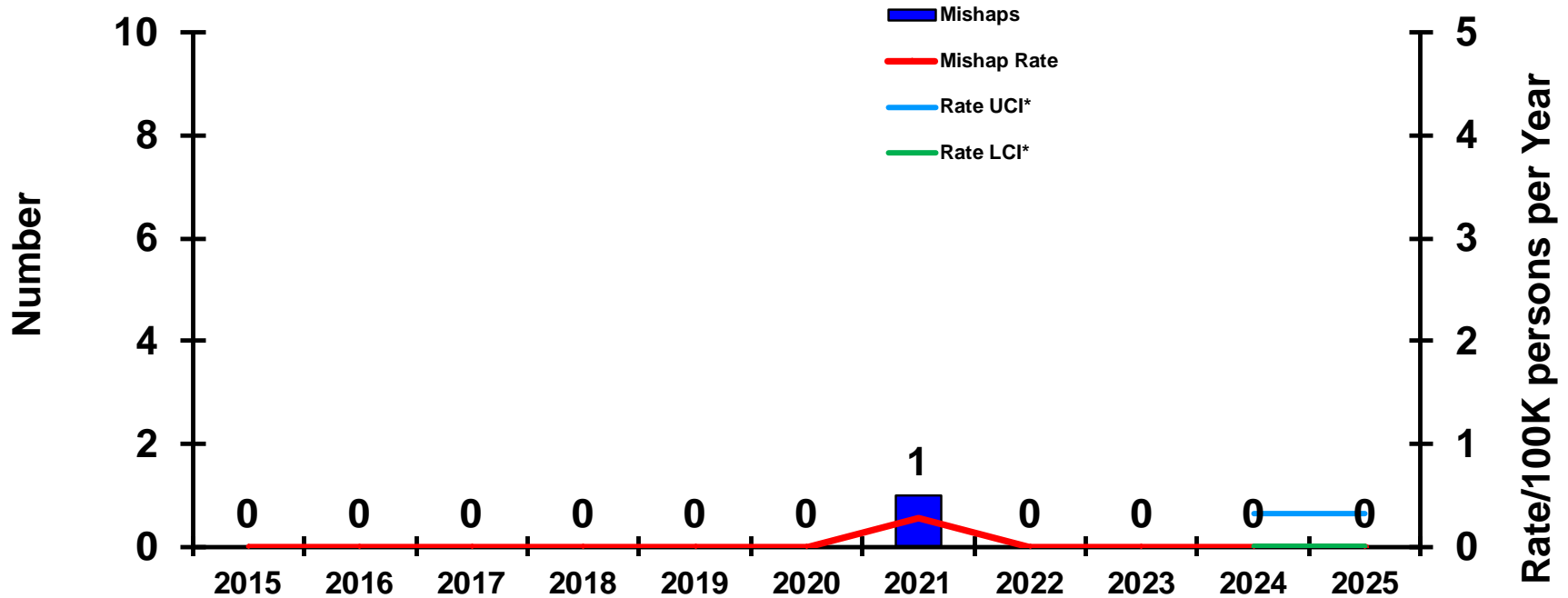


	<u>10-Dec-24</u>	<u>10-Dec-23</u>
<b>CLASS A MISHAPS/MISHAP RATE FY COMPARISON:</b>	0/0.00	0/0.00
<b>FY24 MISHAPS/MISHAP RATE:</b>	1/0.29	
<b>10-YEAR AVERAGE (FY15-FY24) MISHAPS/MISHAP RATE:</b>	1.20/0.34	

\*see last slide for definition of UCI/LCI



# CLASS 'A' - TACTICAL VEHICLE (TACVEH) MISHAPS

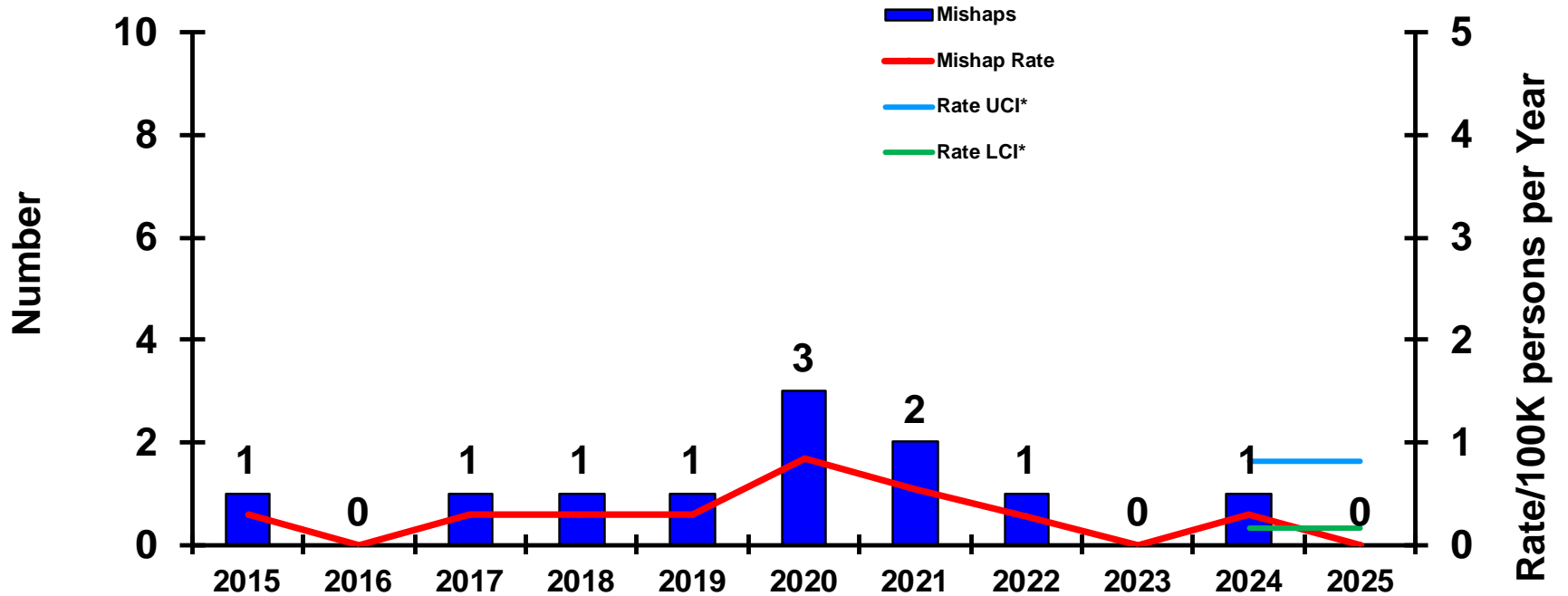


	<u>10-Dec-24</u>	<u>10-Dec-23</u>
<b>CLASS A MISHAPS/MISHAP RATE FY COMPARISON:</b>	0/0.00	0/0.00
<b>FY24 MISHAPS/MISHAP RATE:</b>	0/0.00	
<b>10-YEAR AVERAGE (FY15-FY24) MISHAPS/MISHAP RATE:</b>	0.10/0.03	

\*see last slide for definition of UCI/LCI



# CLASS 'A' - COMMERCIAL VEHICLE (COMMVEH) MISHAPS

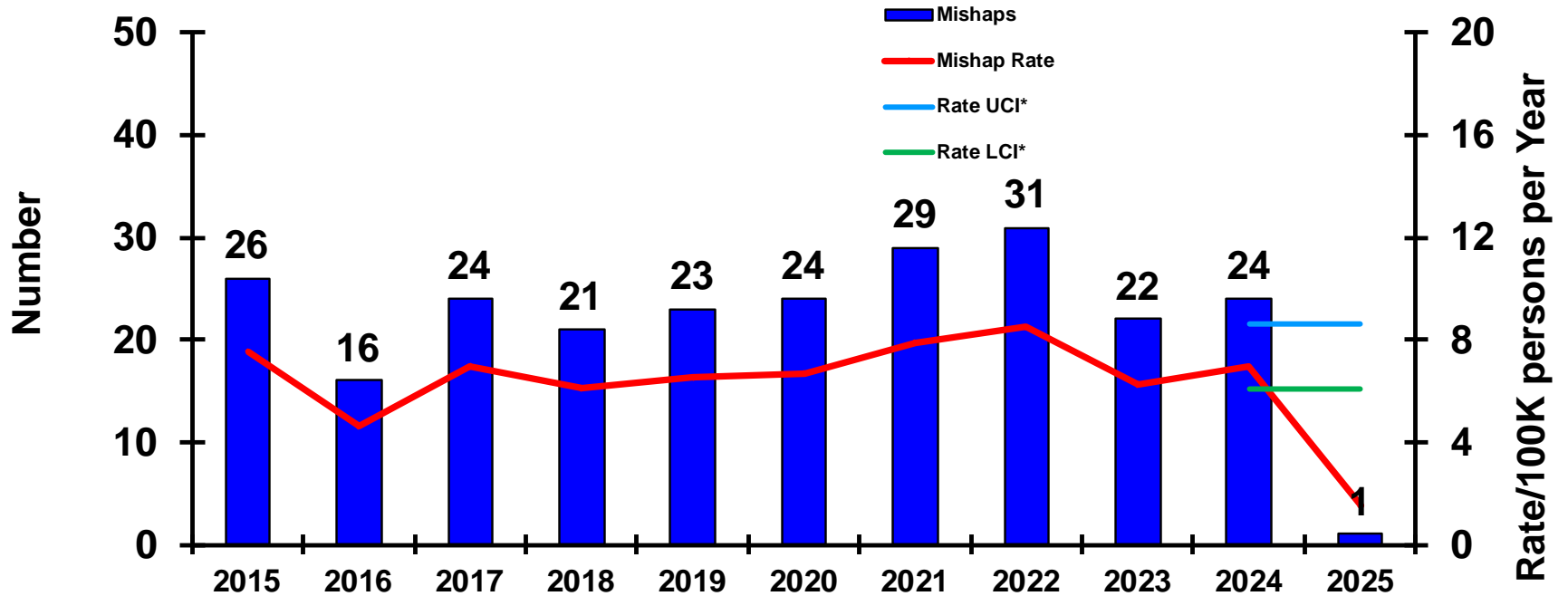


	<u>10-Dec-24</u>	<u>10-Dec-23</u>
<b>CLASS A MISHAPS/MISHAP RATE FY COMPARISON:</b>	0/0.00	0/0.00
<b>FY24 MISHAPS/MISHAP RATE:</b>	1/0.29	
<b>10-YEAR AVERAGE (FY15-FY24) MISHAPS/MISHAP RATE:</b>	1.10/0.31	

\*see last slide for definition of UCI/LCI



# CLASS 'A' - ON-DUTY MISHAPS

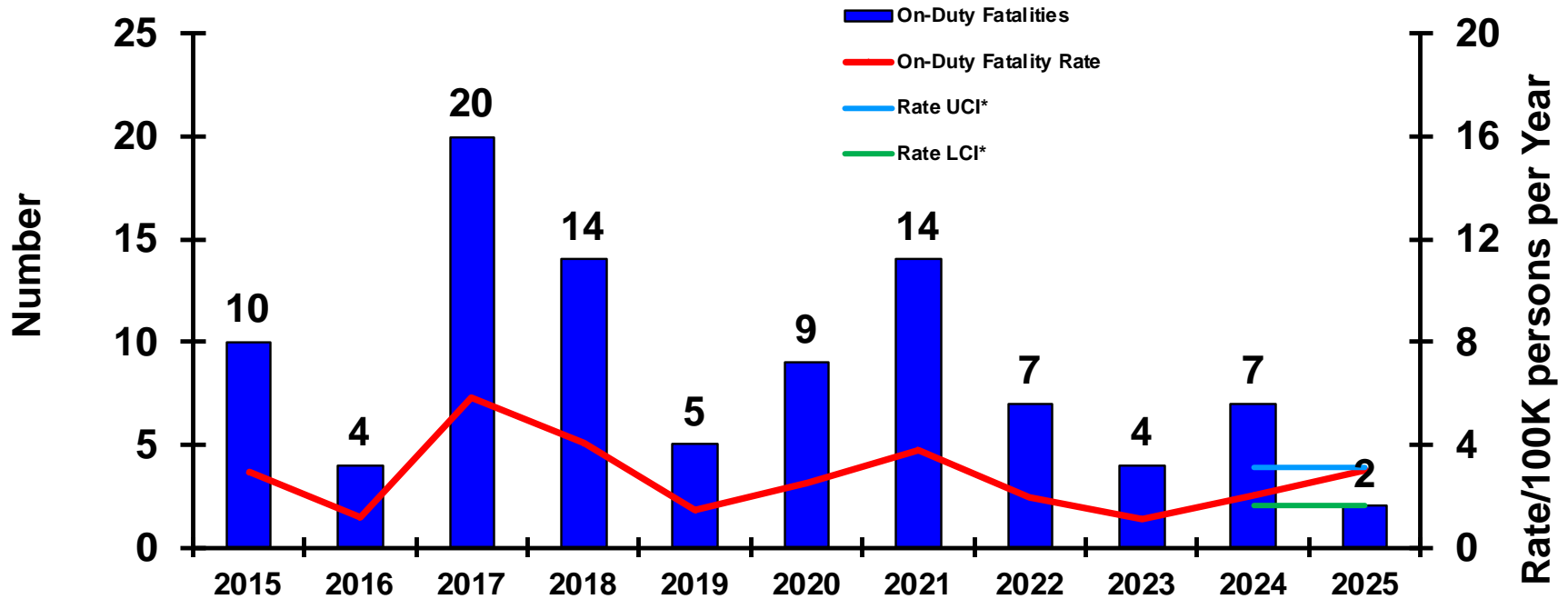


	<u>10-Dec-24</u>	<u>10-Dec-23</u>
<b>CLASS A MISHAPS/MISHAP RATE FY COMPARISON:</b>	1/1.51	7/10.54
<b>FY24 MISHAPS/MISHAP RATE:</b>	24/6.93	
<b>10-YEAR AVERAGE (FY15-FY24) MISHAPS/MISHAP RATE:</b>	24.00/6.80	

\*see last slide for definition of UCI/LCI



# CLASS 'A' - ON-DUTY FATALITIES



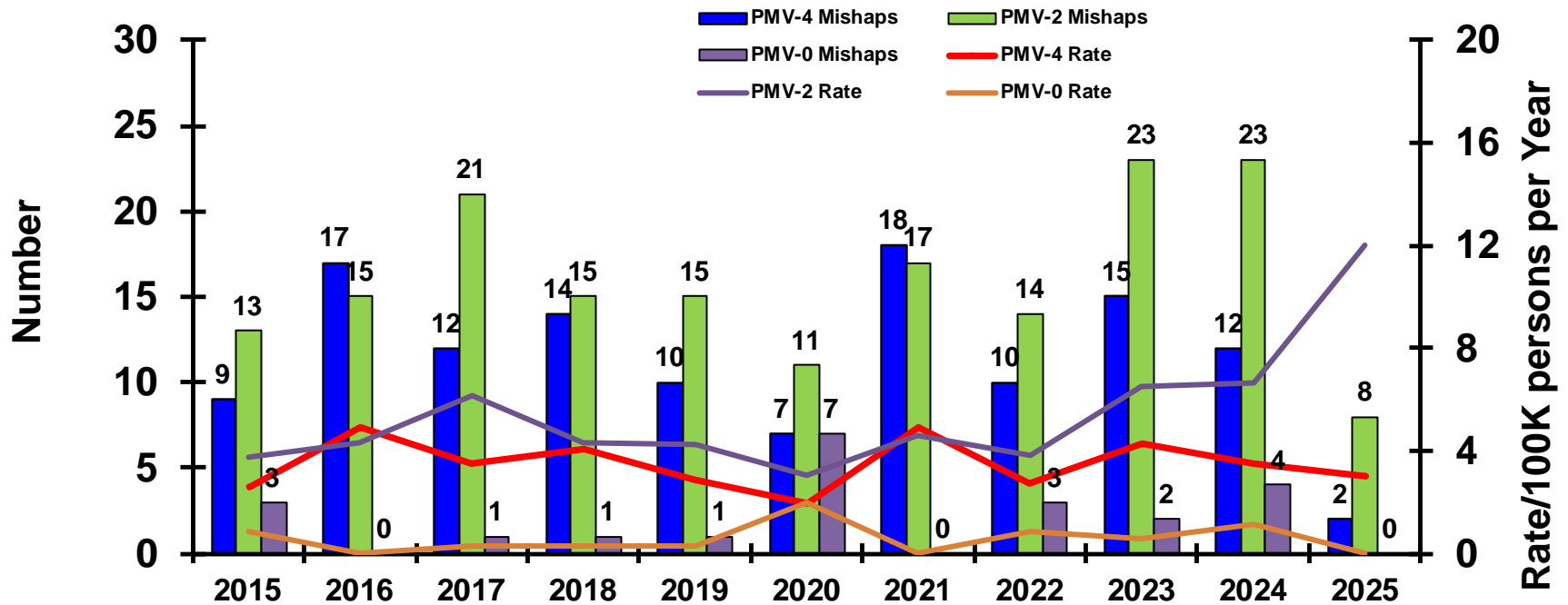
Slide does not show Government Civilian Fatalities: FY25 - 0

	10-Dec-24	10-Dec-23
<b>CLASS A FATALITIES/FATALITY RATE FY COMPARISON:</b>	2/3.01	0/0.00
<b>FY24 FATALITIES/FATALITY RATE:</b>	7/2.02	
<b>10-YEAR AVERAGE (FY15-FY24) FATALITIES/FATALITY RATE:</b>	9.40/2.67	

\*see last slide for definition of UCI/LCI



# CLASS 'A' - PRIVATE MOTOR VEHICLES (PMV) MISHAPS

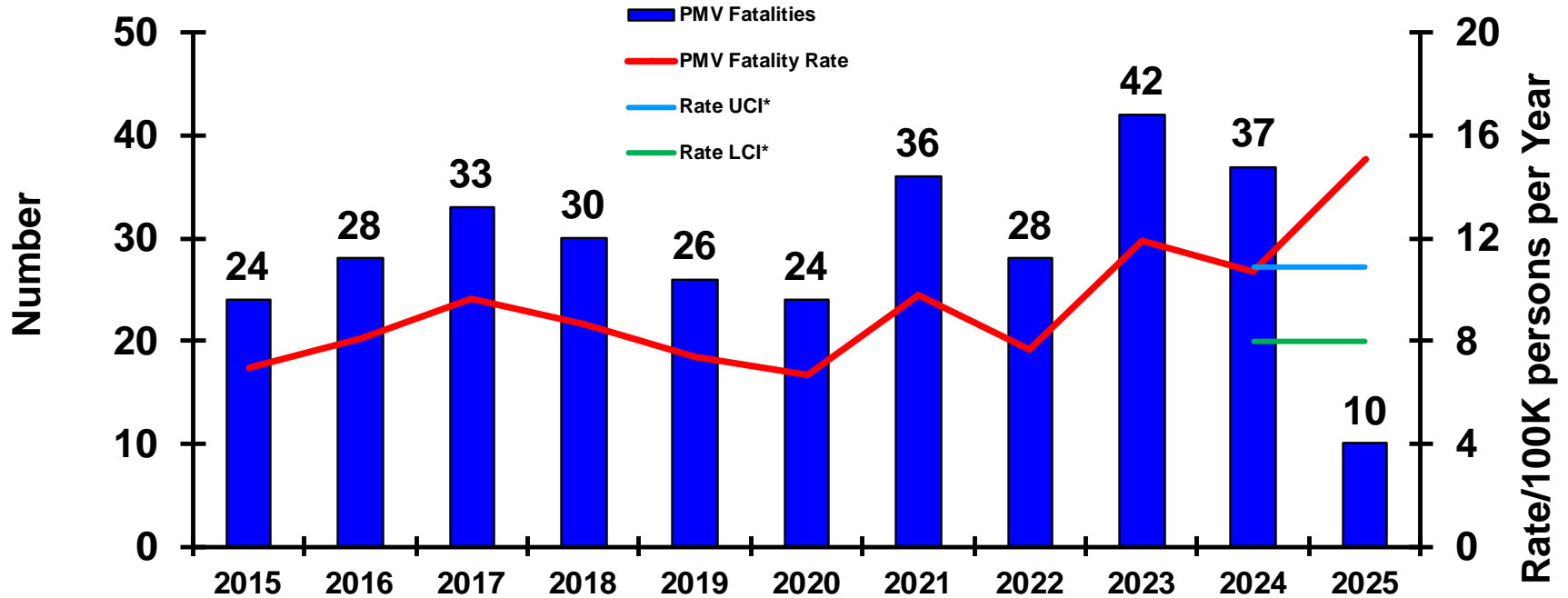


	PMV-4		PMV-2		PMV-0	
	10-Dec-24	10-Dec-23	10-Dec-24	10-Dec-23	10-Dec-24	10-Dec-23
CLASS A MISHAPS/MISHAP RATE FY COMPARISON:	2/3.01	2/3.01	8/12.05	2/3.01	0/0.00	2/3.01
FY24 MISHAPS/MISHAP RATE:	12/3.47		23/6.64		4/1.16	
10-YEAR AVERAGE (FY15-FY24) MISHAPS/MISHAP RATE:	12.40/3.52		16.70/4.75		2.20/0.62	

\*see last slide for definition of UCI/LCI



# CLASS 'A' - PRIVATE MOTOR VEHICLE (PMV) FATALITIES

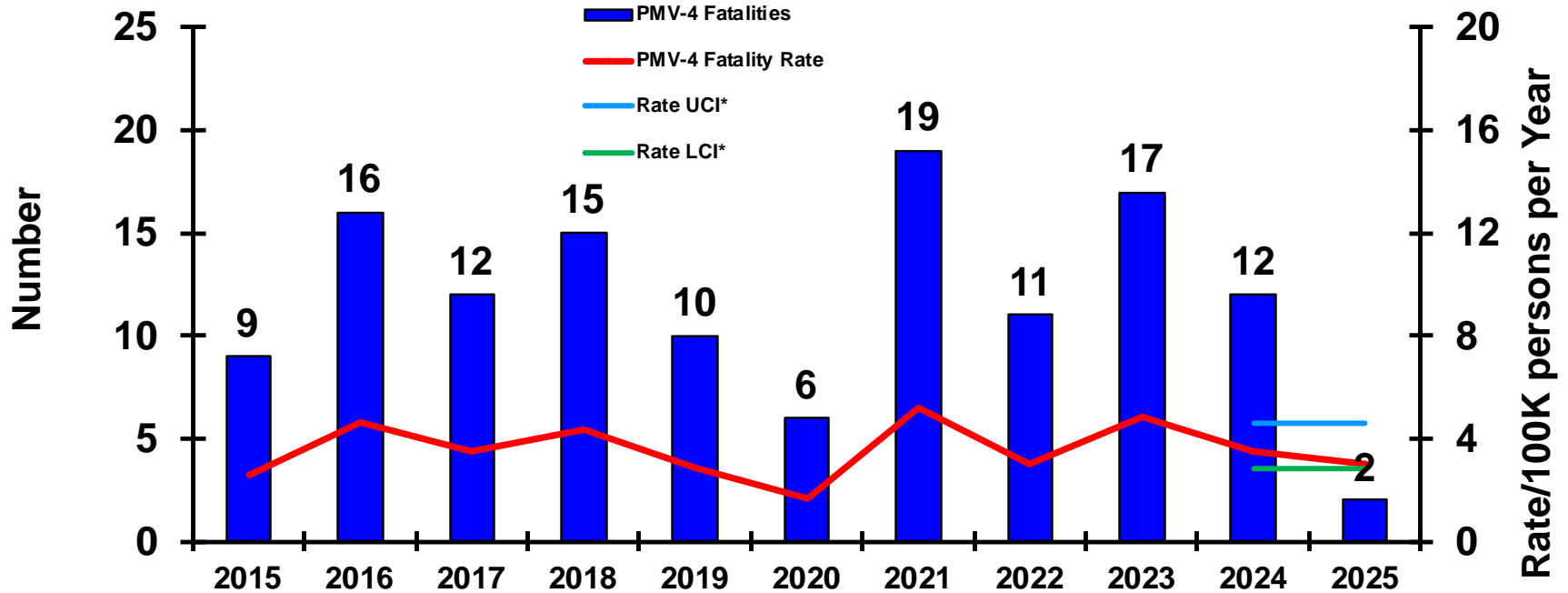


	10-Dec-24	10-Dec-23
<b>CLASS A FATALITIES/FATALITY RATE FY COMPARISON:</b>	10/15.06	4/6.02
<b>FY24 FATALITIES/FATALITY RATE:</b>	37/10.68	
<b>10-YEAR AVERAGE (FY15-FY24) FATALITIES/FATALITY RATE:</b>	30.80/8.74	

\*see last slide for definition of UCI/LCI



# CLASS 'A' - AUTOMOBILE (PMV-4) FATALITIES

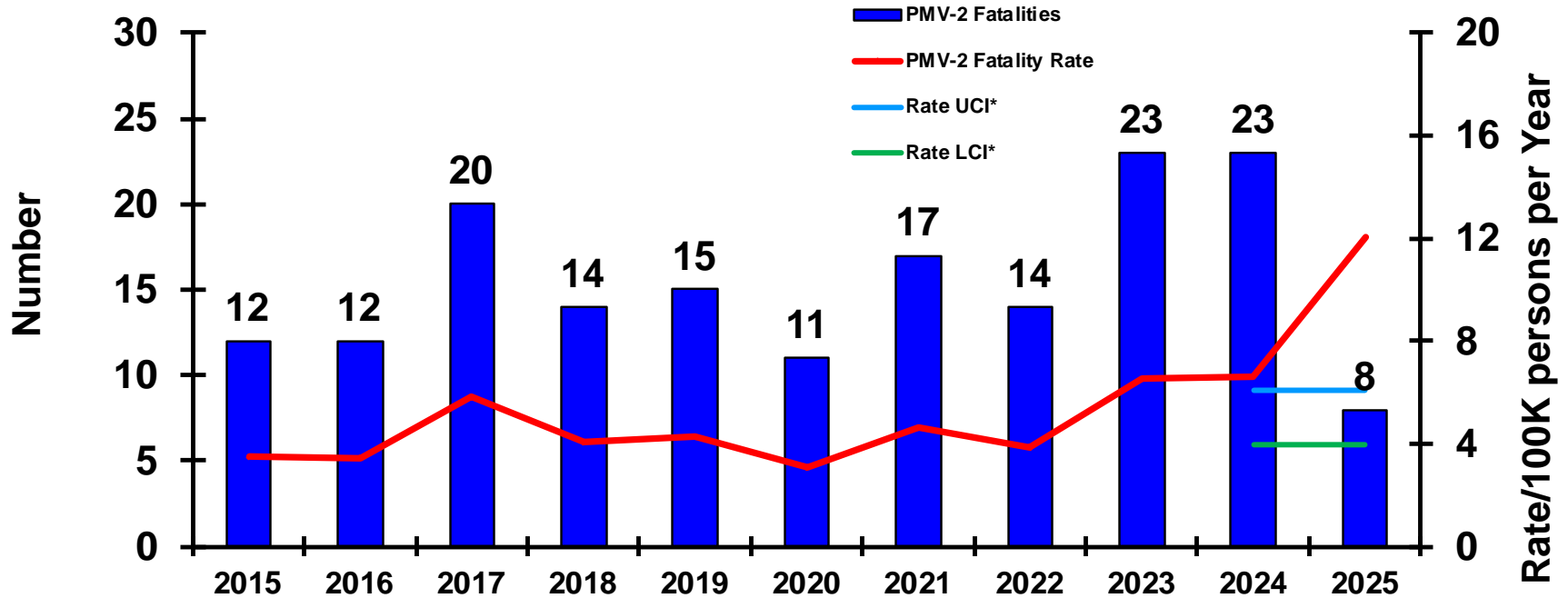


	10-Dec-24	10-Dec-23
<b>CLASS A FATALITIES/FATALITY RATE FY COMPARISON:</b>	2/3.01	2/3.01
<b>FY24 FATALITIES/FATALITY RATE:</b>	12/3.47	
<b>10-YEAR AVERAGE (FY15-FY24) FATALITIES/FATALITY RATE:</b>	12.70/3.60	

\*see last slide for definition of UCI/LCI



# CLASS 'A' - MOTORCYCLE (PMV-2) FATALITIES

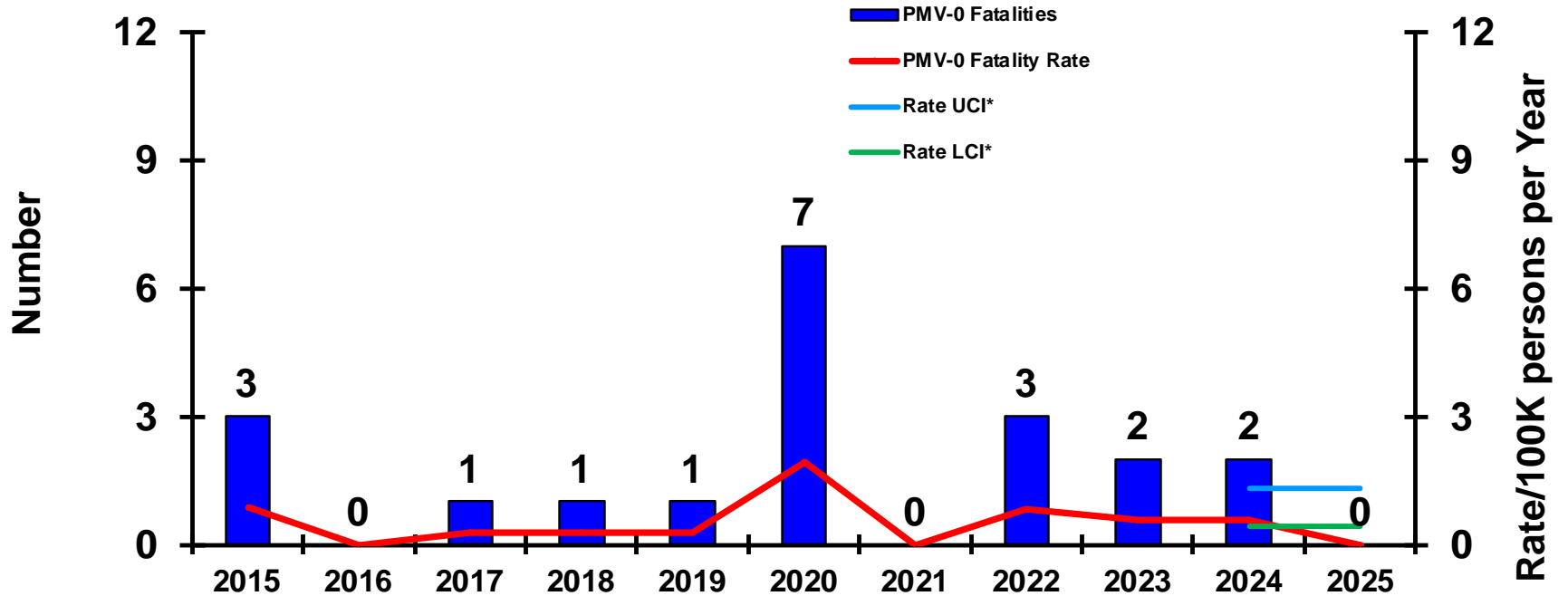


	10-Dec-24	10-Dec-23
<b>CLASS A FATALITIES/FATALITY RATE FY COMPARISON:</b>	8/12.05	2/3.01
<b>FY24 FATALITIES/FATALITY RATE:</b>	23/6.64	
<b>10-YEAR AVERAGE (FY15-FY24) FATALITIES/FATALITY RATE:</b>	16.10/4.58	

\*see last slide for definition of UCI/LCI



# CLASS 'A' - PEDESTRIAN (PMV-0) FATALITIES

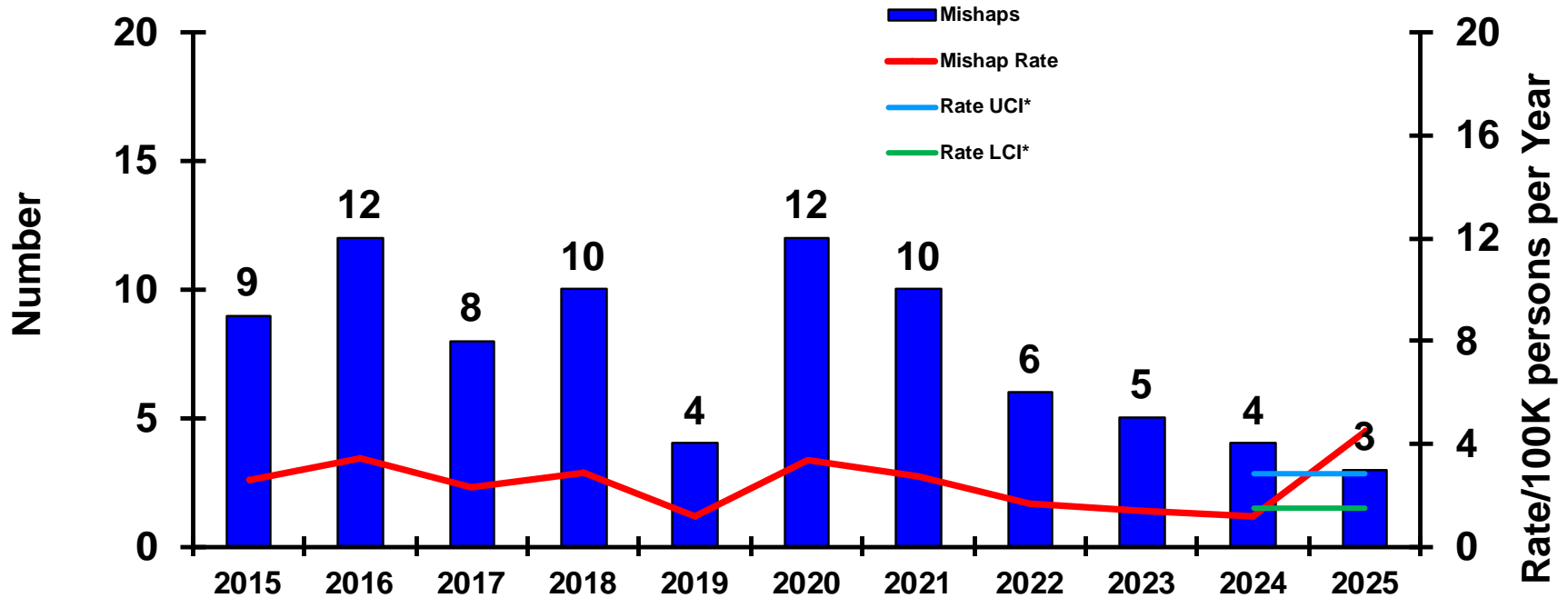


	10-Dec-24	10-Dec-23
<b>CLASS A FATALITIES/FATALITY RATE FY COMPARISON:</b>	0/0.00	0/0.00
<b>FY24 FATALITIES/FATALITY RATE:</b>	2/0.58	
<b>10-YEAR AVERAGE (FY15-FY24) FATALITIES/FATALITY RATE:</b>	2.00/0.57	

\*see last slide for definition of UCI/LCI



# CLASS 'A' - OFF-DUTY/REC MISHAPS

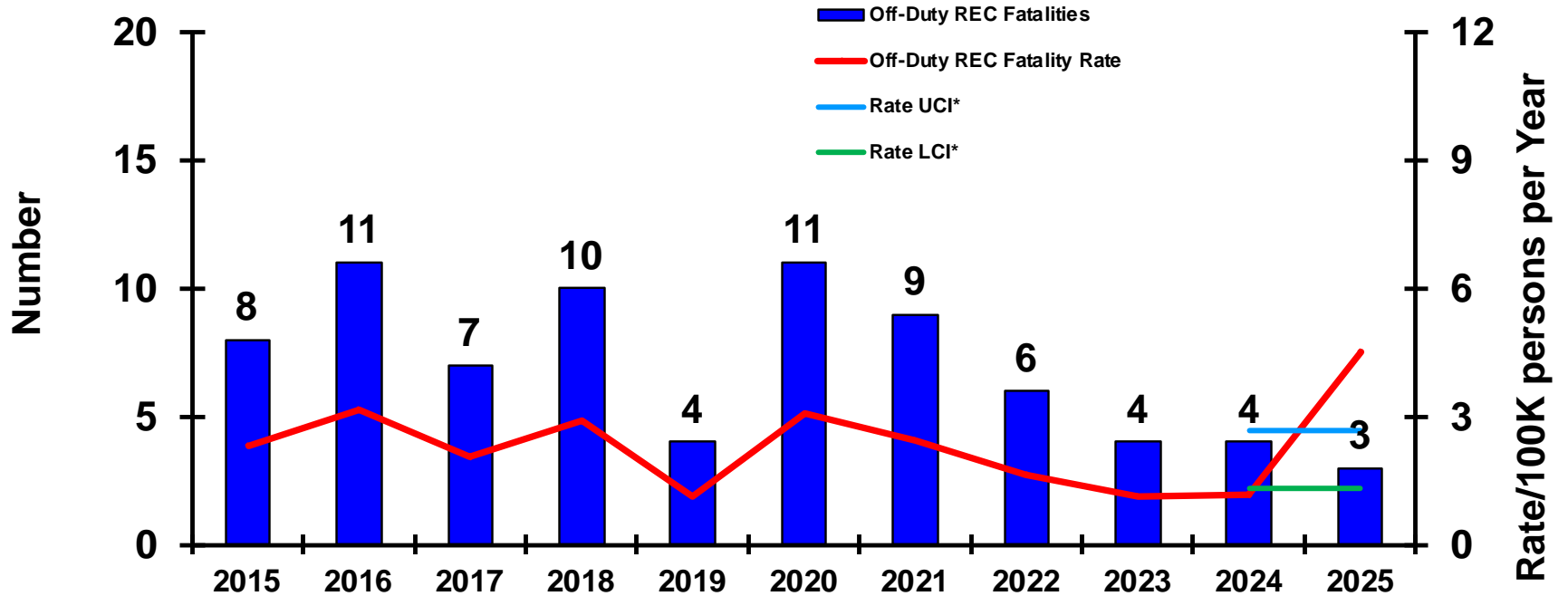


	<u>10-Dec-24</u>	<u>10-Dec-23</u>
<b>CLASS A MISHAPS/MISHAP RATE FY COMPARISON:</b>	3/4.52	1/1.51
<b>FY24 MISHAPS/MISHAP RATE:</b>	4/1.16	
<b>10-YEAR AVERAGE (FY15-FY24) MISHAPS/MISHAP RATE:</b>	8.00/2.27	

\*see last slide for definition of UCI/LCI



# CLASS 'A' - OFF-DUTY/REC FATALITIES

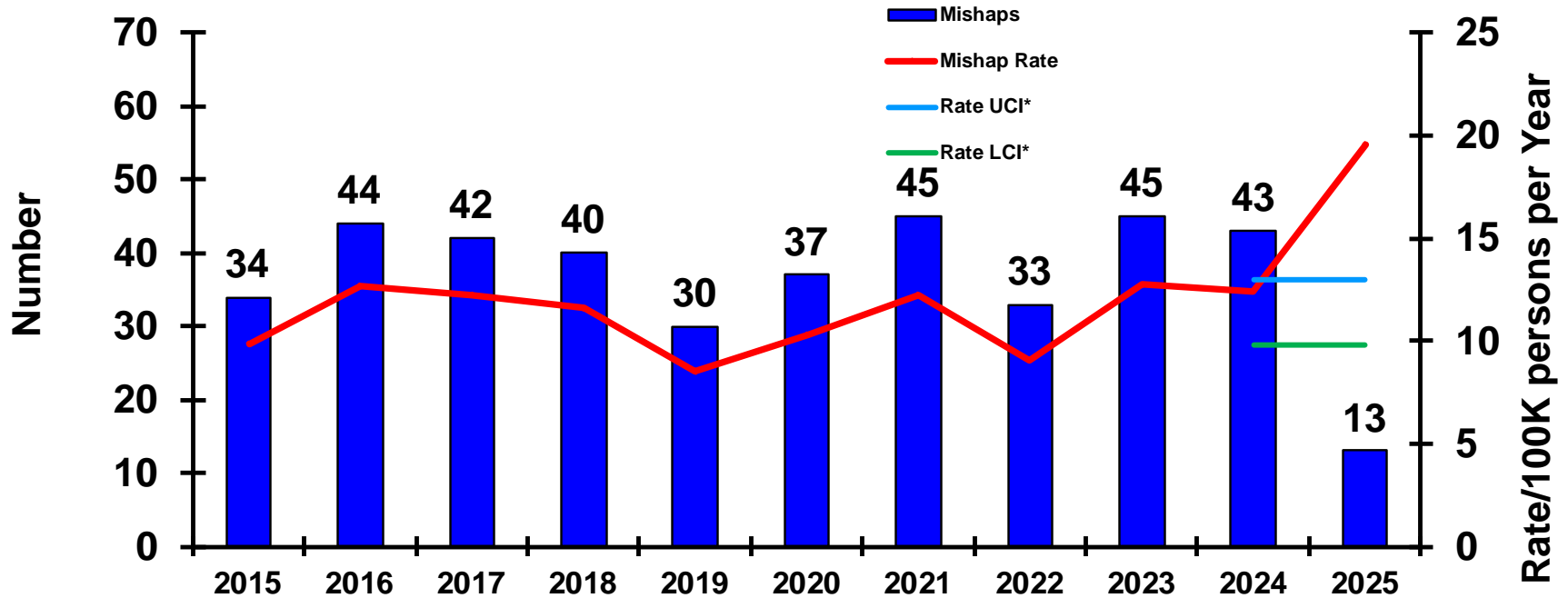


	10-Dec-24	10-Dec-23
<b>CLASS A FATALITIES/FATALITY RATE FY COMPARISON:</b>	3/4.52	1/1.51
<b>FY24 FATALITIES/FATALITY RATE:</b>	4/1.16	
<b>10-YEAR AVERAGE (FY15-FY24) FATALITIES/FATALITY RATE:</b>	7.40/2.10	

\*see last slide for definition of UCI/LCI



# CLASS 'A' - OFF-DUTY MISHAPS

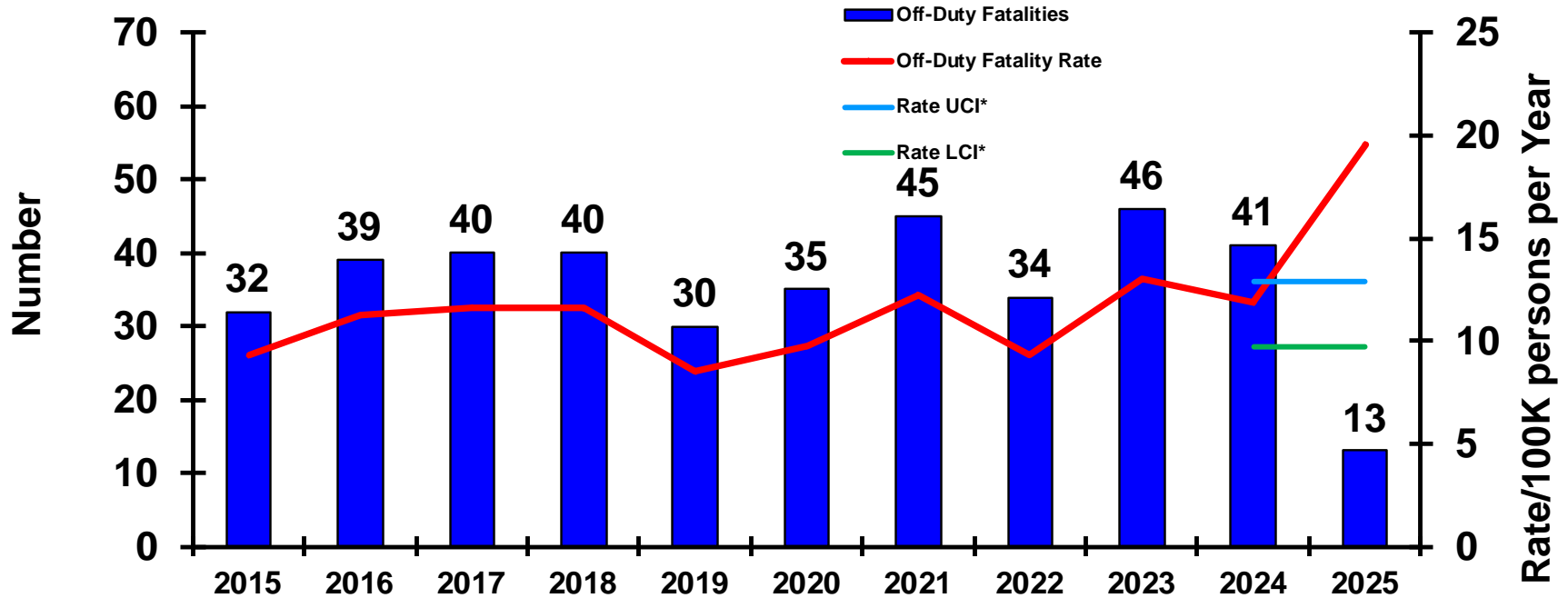


	<u>10-Dec-24</u>	<u>10-Dec-23</u>
<b>CLASS A MISHAPS/MISHAP RATE FY COMPARISON:</b>	13/19.57	5/7.53
<b>FY24 MISHAPS/MISHAP RATE:</b>	43/12.42	
<b>10-YEAR AVERAGE (FY15-FY24) MISHAPS/MISHAP RATE:</b>	39.30/11.16	

\*see last slide for definition of UCI/LCI



# CLASS 'A' - OFF-DUTY FATALITIES



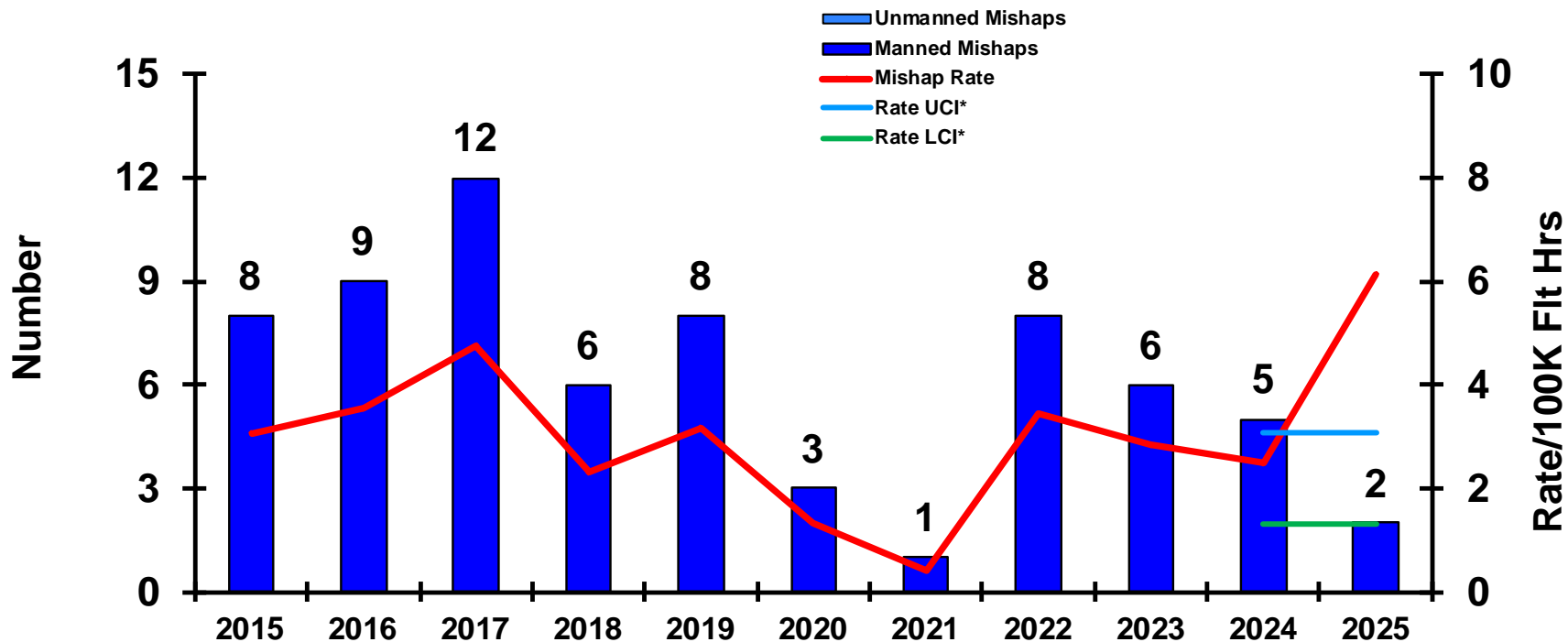
Slide does not show Government Civilian Fatalities: FY25 - 0

	10-Dec-24	10-Dec-23
<b>CLASS A FATALITIES/FATALITY RATE FY COMPARISON:</b>	13/19.57	5/7.53
<b>FY24 FATALITIES/FATALITY RATE:</b>	41/11.84	
<b>10-YEAR AVERAGE (FY15-FY24) FATALITIES/FATALITY RATE:</b>	38.20/10.84	

\*see last slide for definition of UCI/LCI



# CLASS 'A' - AVIATION MISHAPS

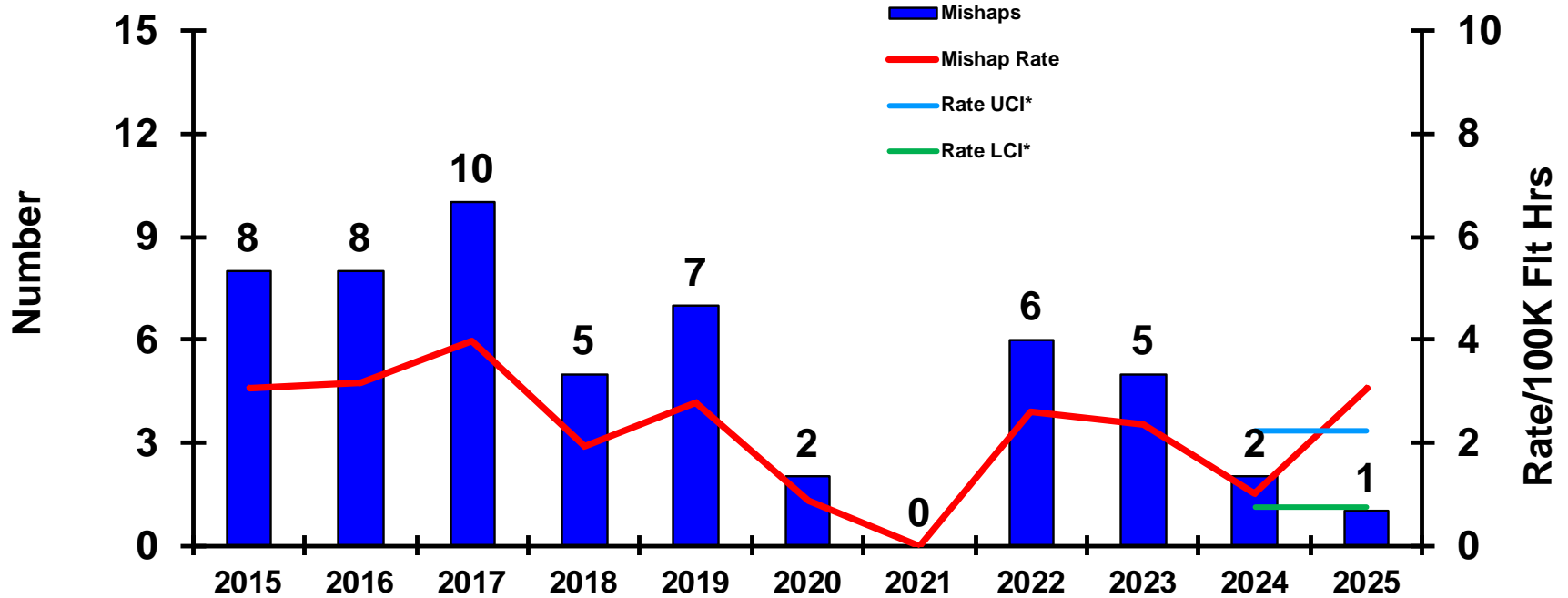


	<u>10-Dec-24</u>	<u>10-Dec-23</u>
<b>CLASS A MISHAPS/MISHAP RATE FY COMPARISON:</b>	2/6.14	2/5.19
<b>FY24 MISHAPS/MISHAP RATE:</b>	5/2.49	
<b>10-YEAR AVERAGE (FY15-FY24) MISHAPS/MISHAP RATE:</b>	6.60/3.04	



# CLASS 'A' - FLIGHT MISHAPS

Manned Aircraft Only

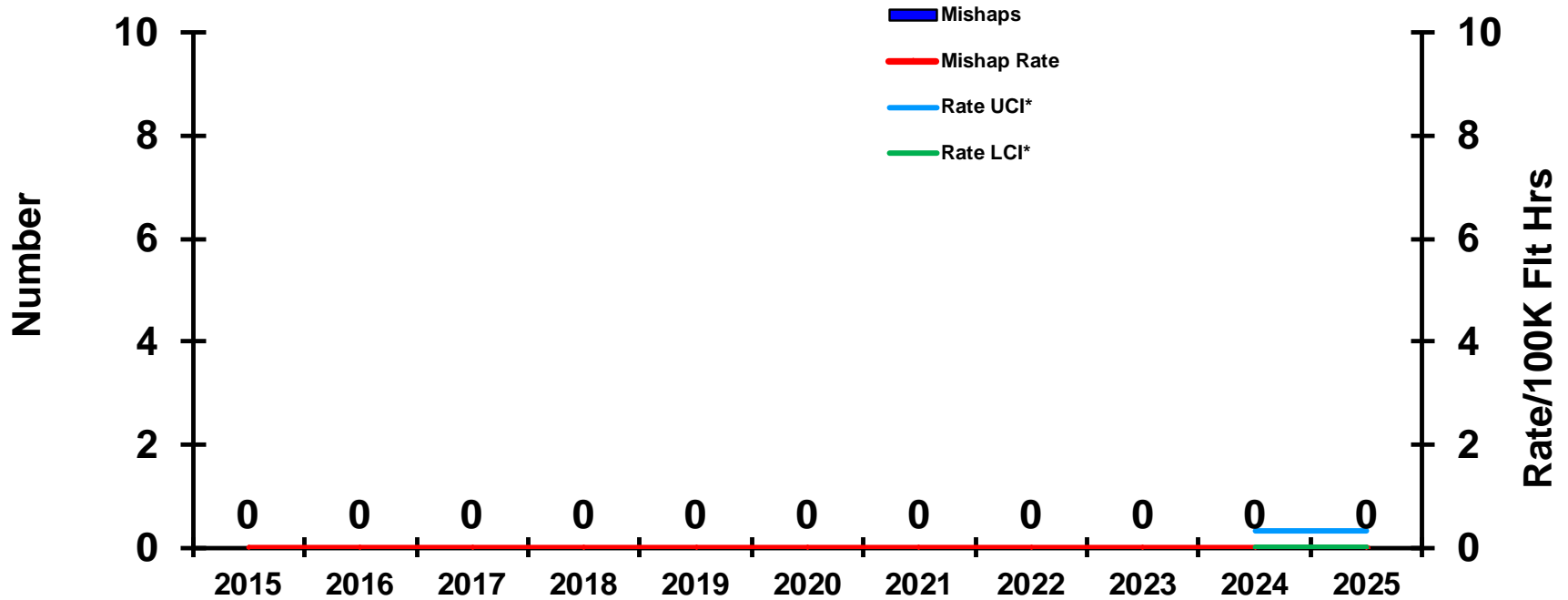


	<u>10-Dec-24</u>	<u>10-Dec-23</u>
<b>CLASS A MISHAPS/MISHAP RATE FY COMPARISON:</b>	1/3.07	1/2.59
<b>FY24 MISHAPS/MISHAP RATE:</b>	2/1.00	
<b>10-YEAR AVERAGE (FY15-FY24) MISHAPS/MISHAP RATE:</b>	5.30/2.17	



# CLASS 'A' - FLIGHT-RELATED (FREL) MISHAPS

*Manned Aircraft Only*

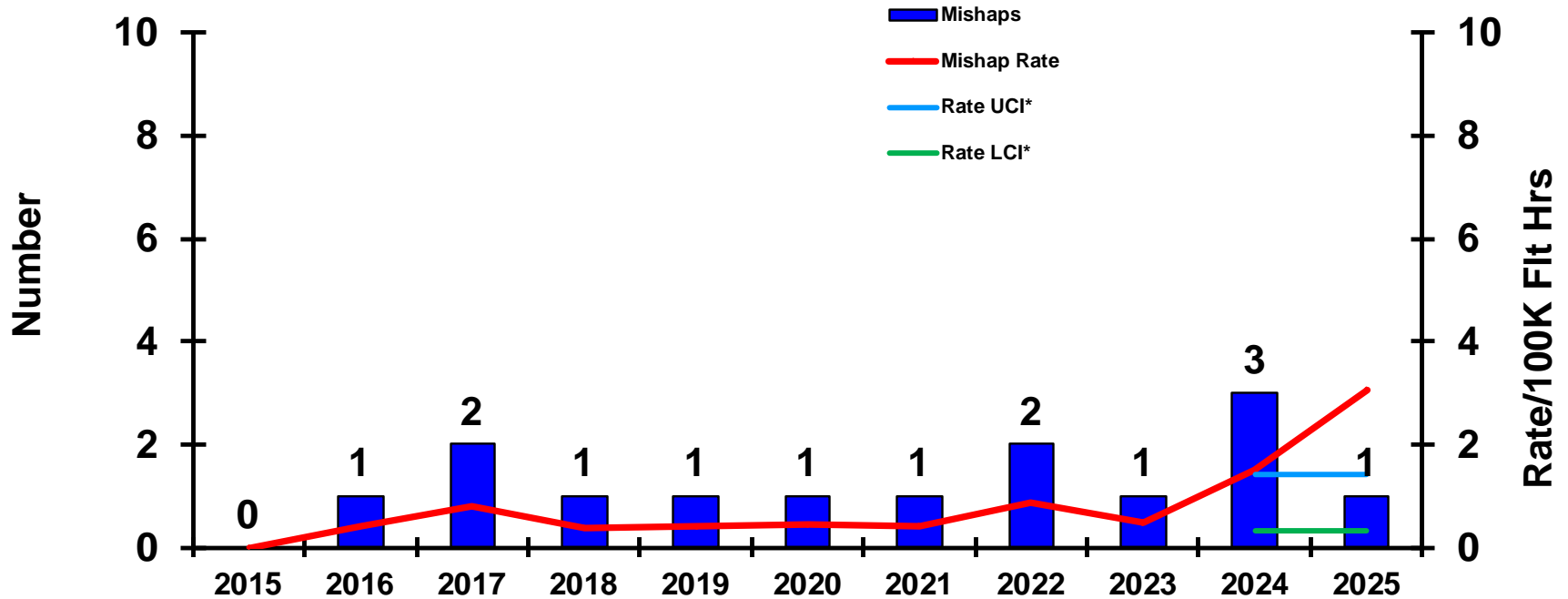


	<u>10-Dec-24</u>	<u>10-Dec-23</u>
<b>CLASS A MISHAPS/MISHAP RATE FY COMPARISON:</b>	0/0.00	0/0.00
<b>FY24 MISHAPS/MISHAP RATE:</b>	0/0.00	
<b>10-YEAR AVERAGE (FY15-FY24) MISHAPS/MISHAP RATE:</b>	0.00/0.00	



# CLASS 'A' - AVIATION GROUND MISHAPS (AGM)

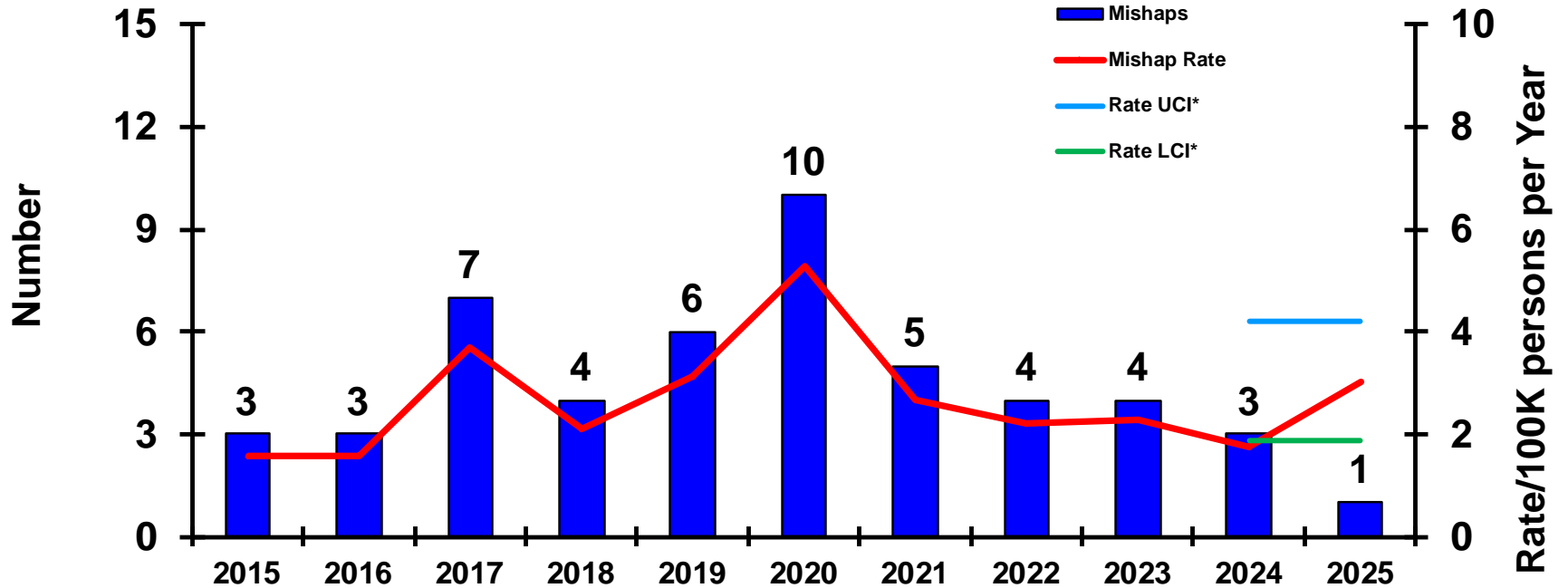
*Manned Aircraft Only*



	<u>10-Dec-24</u>	<u>10-Dec-23</u>
<b>CLASS A MISHAPS/MISHAP RATE FY COMPARISON:</b>	1/3.07	1/2.59
<b>FY24 MISHAPS/MISHAP RATE:</b>	3/1.49	
<b>10-YEAR AVERAGE (FY15-FY24) MISHAPS/MISHAP RATE:</b>	1.30/0.56	



# CLASS 'A' - GROUND ON-DUTY MISHAPS

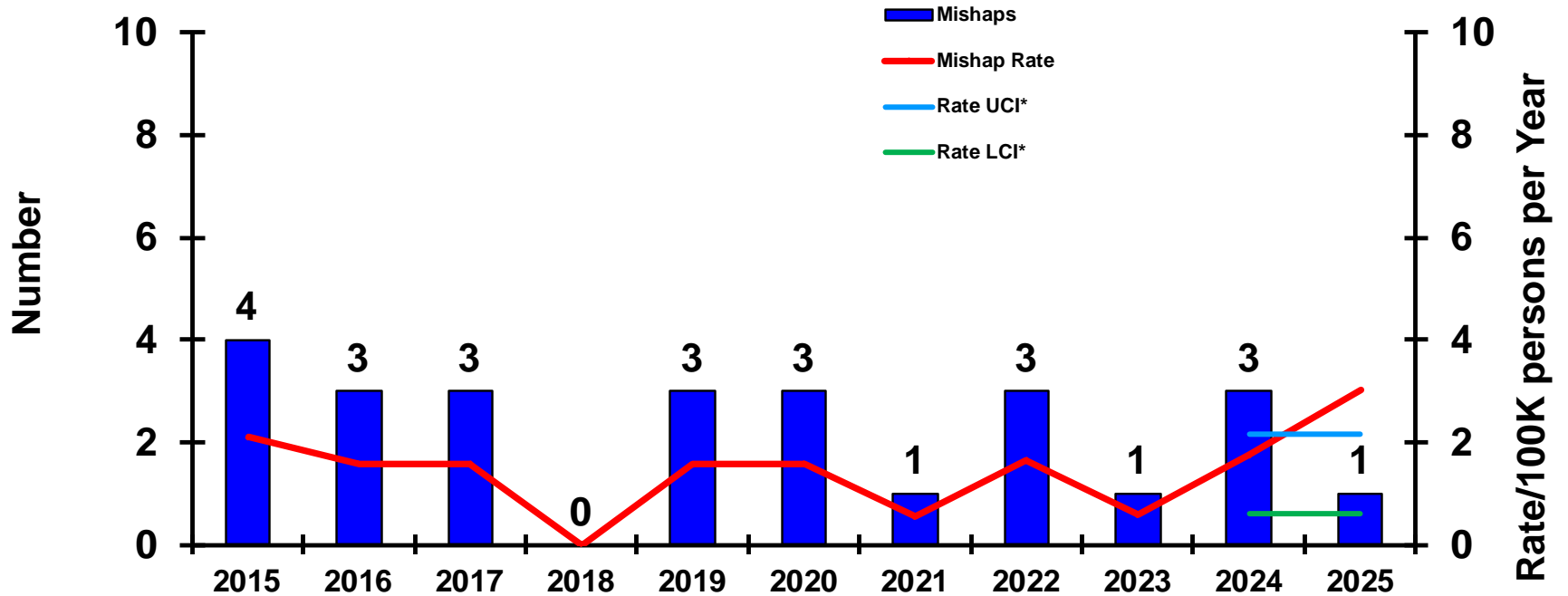


	10-Dec-24	10-Dec-23
<b>CLASS A MISHAPS/MISHAP RATE FY COMPARISON:</b>	1/3.02	1/3.02
<b>FY24 MISHAPS/MISHAP RATE:</b>	3/1.74	
<b>10-YEAR AVERAGE (FY15-FY24) MISHAPS/MISHAP RATE:</b>	4.90/2.62	

\*see last slide for definition of UCI/LCI



# CLASS 'A' - ON-DUTY MOTOR VEHICLE (MV) MISHAPS

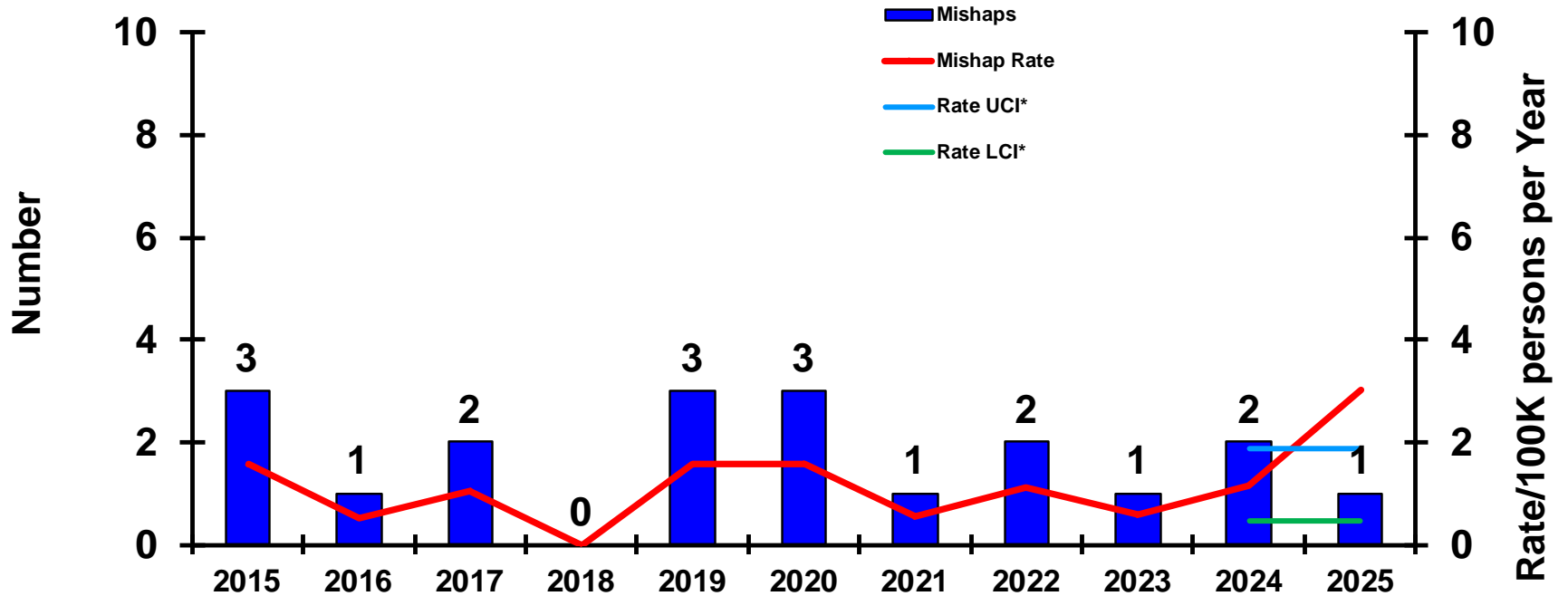


	<u>10-Dec-24</u>	<u>10-Dec-23</u>
<b>CLASS A MISHAPS/MISHAP RATE FY COMPARISON:</b>	1/3.02	0/0.00
<b>FY24 MISHAPS/MISHAP RATE:</b>	3/1.74	
<b>10-YEAR AVERAGE (FY15-FY24) MISHAPS/MISHAP RATE:</b>	2.40/1.29	

\*see last slide for definition of UCI/LCI



# CLASS 'A' - TACTICAL VEHICLE (TACVEH) MISHAPS

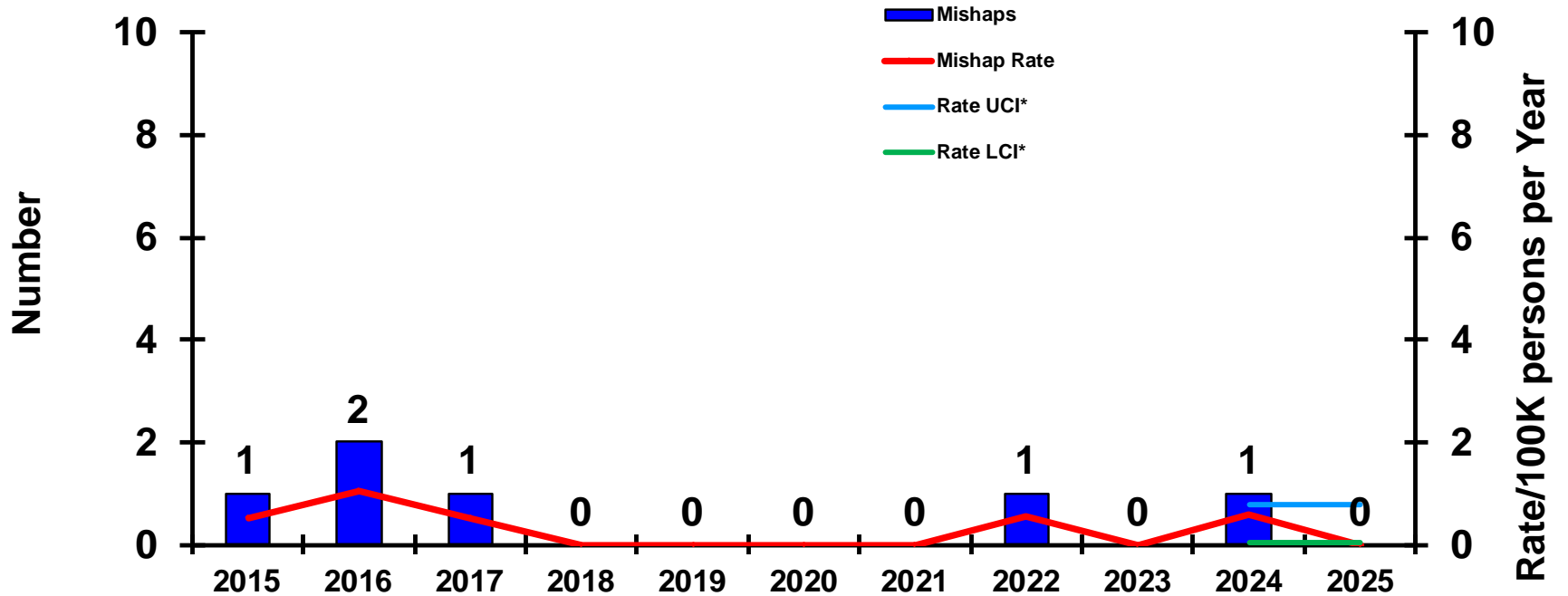


	<u>10-Dec-24</u>	<u>10-Dec-23</u>
<b>CLASS A MISHAPS/MISHAP RATE FY COMPARISON:</b>	1/3.02	0/0.00
<b>FY24 MISHAPS/MISHAP RATE:</b>	2/1.16	
<b>10-YEAR AVERAGE (FY15-FY24) MISHAPS/MISHAP RATE:</b>	1.80/0.96	

\*see last slide for definition of UCI/LCI



# CLASS 'A' - COMMERCIAL VEHICLE (COMMVEH) MISHAPS

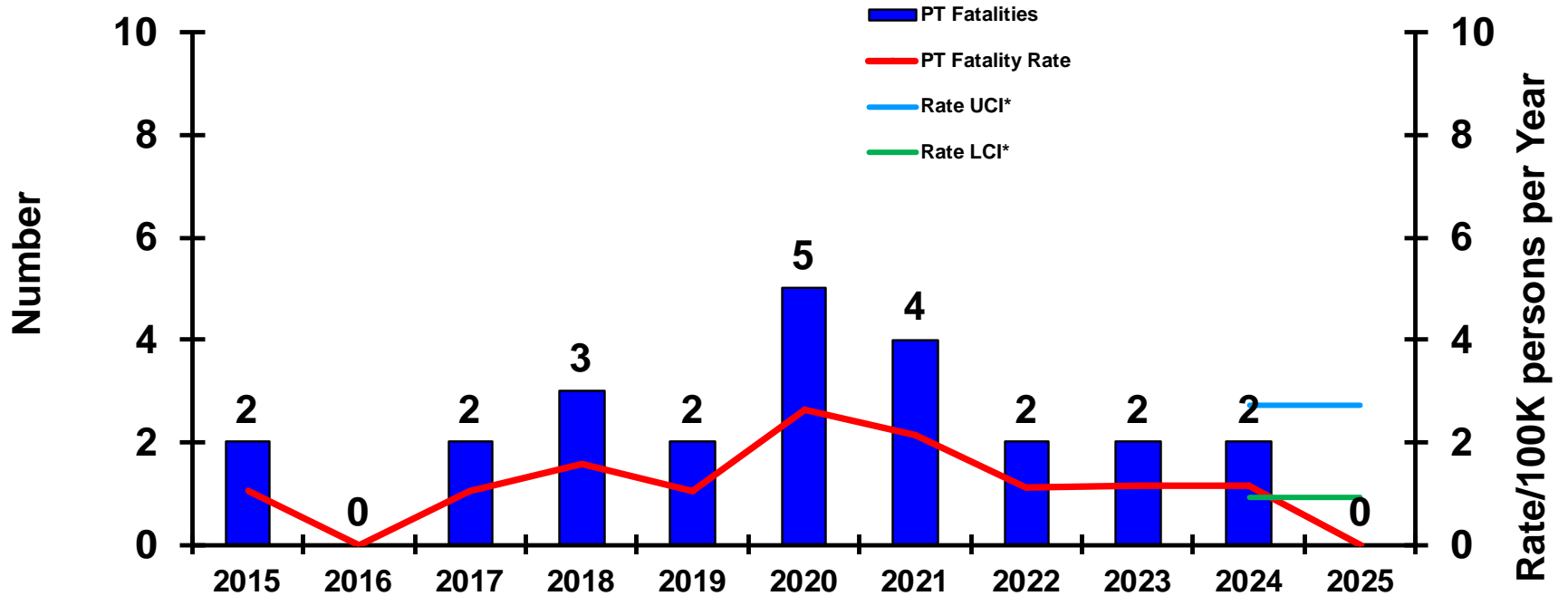


	<u>10-Dec-24</u>	<u>10-Dec-23</u>
<b>CLASS A MISHAPS/MISHAP RATE FY COMPARISON:</b>	0/0.00	0/0.00
<b>FY24 MISHAPS/MISHAP RATE:</b>	1/0.58	
<b>10-YEAR AVERAGE (FY15-FY24) MISHAPS/MISHAP RATE:</b>	0.60/0.32	

\*see last slide for definition of UCI/LCI



# CLASS 'A' - PHYSICAL TRAINING FATALITIES

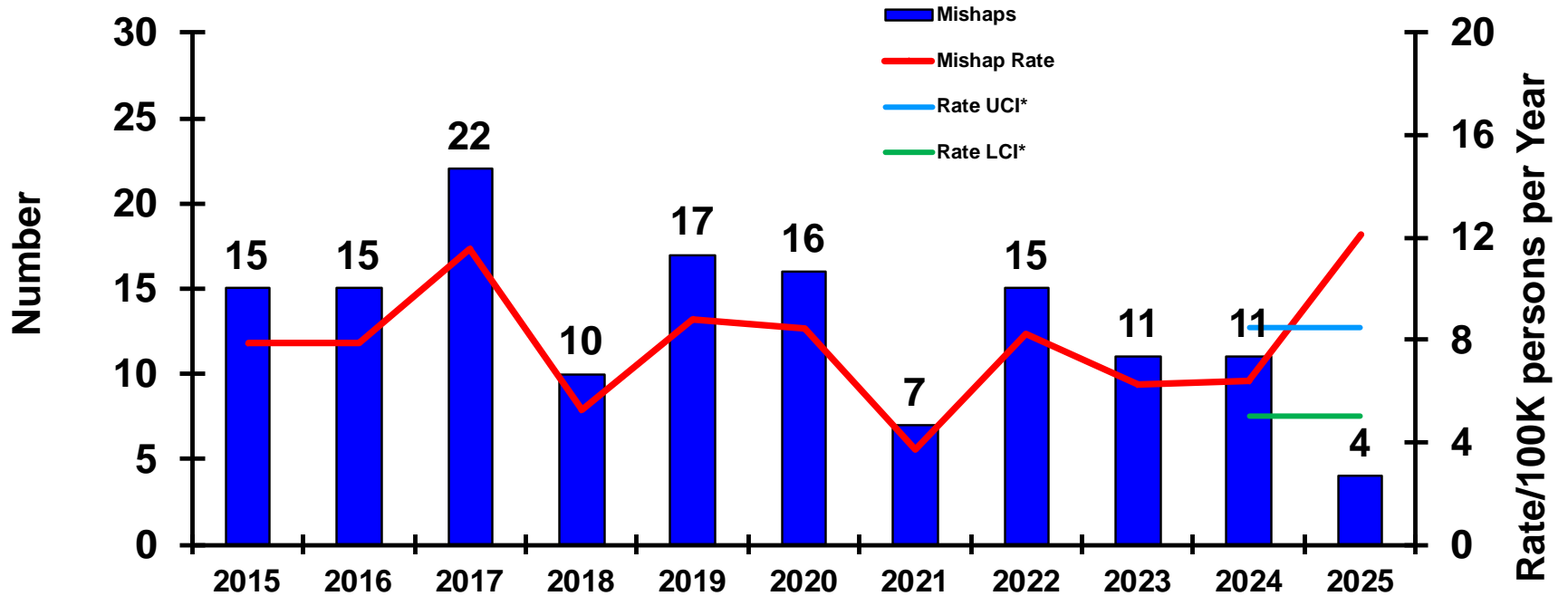


	10-Dec-24	10-Dec-23
<b>CLASS A FATALITIES/FATALITY RATE FY COMPARISON:</b>	0/0.00	1/3.02
<b>FY24 FATALITIES/FATALITY RATE:</b>	2/1.16	
<b>10-YEAR AVERAGE (FY15-FY24) FATALITIES/FATALITY RATE:</b>	2.40/1.29	

\*see last slide for definition of UCI/LCI



# CLASS 'A' - ON-DUTY MISHAPS

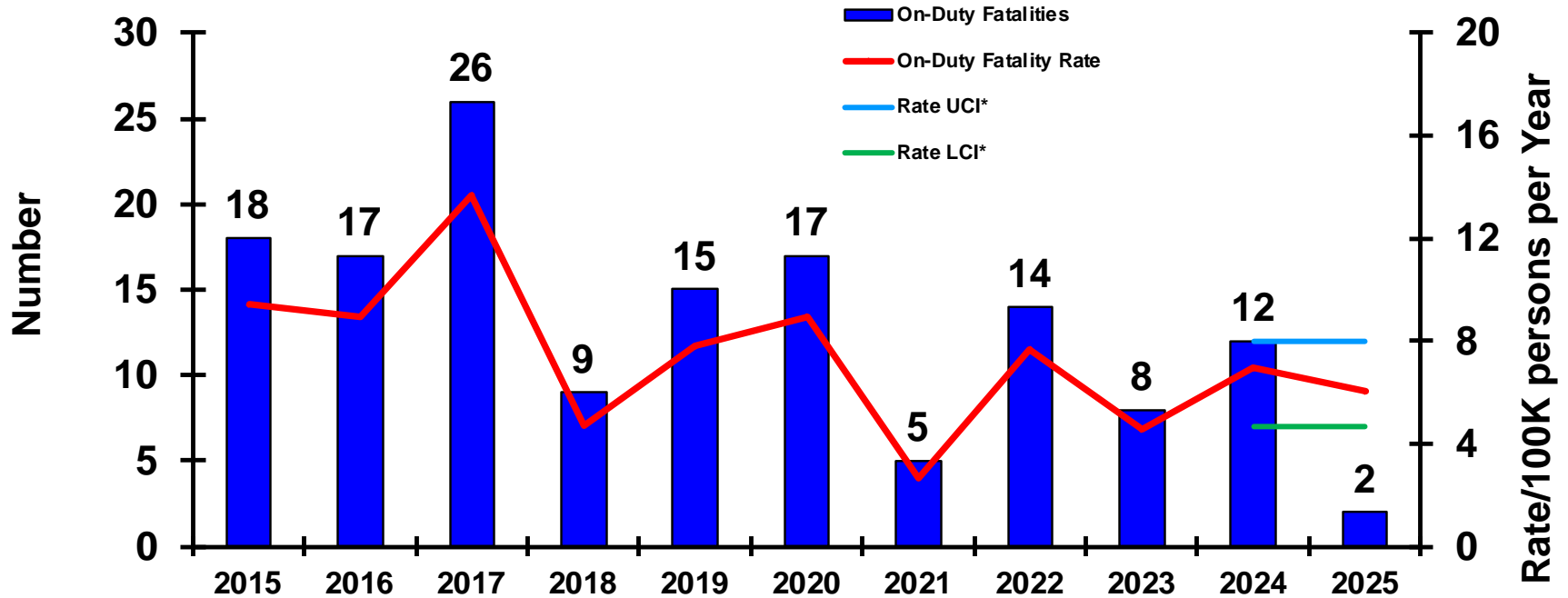


	<u>10-Dec-24</u>	<u>10-Dec-23</u>
<b>CLASS A MISHAPS/MISHAP RATE FY COMPARISON:</b>	4/12.08	3/9.06
<b>FY24 MISHAPS/MISHAP RATE:</b>	11/6.37	
<b>10-YEAR AVERAGE (FY15-FY24) MISHAPS/MISHAP RATE:</b>	13.90/7.44	

\*see last slide for definition of UCI/LCI



# CLASS 'A' - ON-DUTY FATALITIES



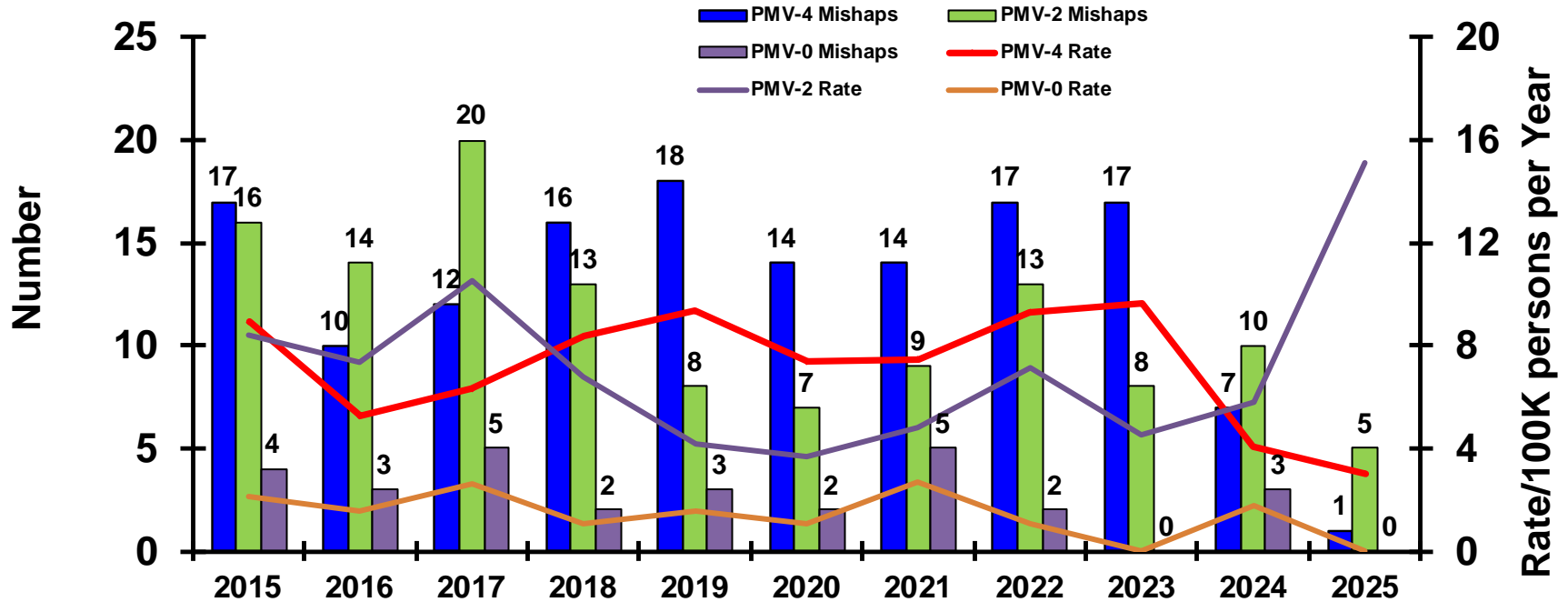
Slide does not show Government Civilian Fatalities: FY25 - 0

	10-Dec-24	10-Dec-23
<b>CLASS A FATALITIES/FATALITY RATE FY COMPARISON:</b>	2/6.04	1/3.02
<b>FY24 FATALITIES/FATALITY RATE:</b>	12/6.95	
<b>10-YEAR AVERAGE (FY15-FY24) FATALITIES/FATALITY RATE:</b>	14.10/7.53	

\*see last slide for definition of UCI/LCI



# CLASS 'A' - PRIVATE MOTOR VEHICLE (PMV) MISHAPS

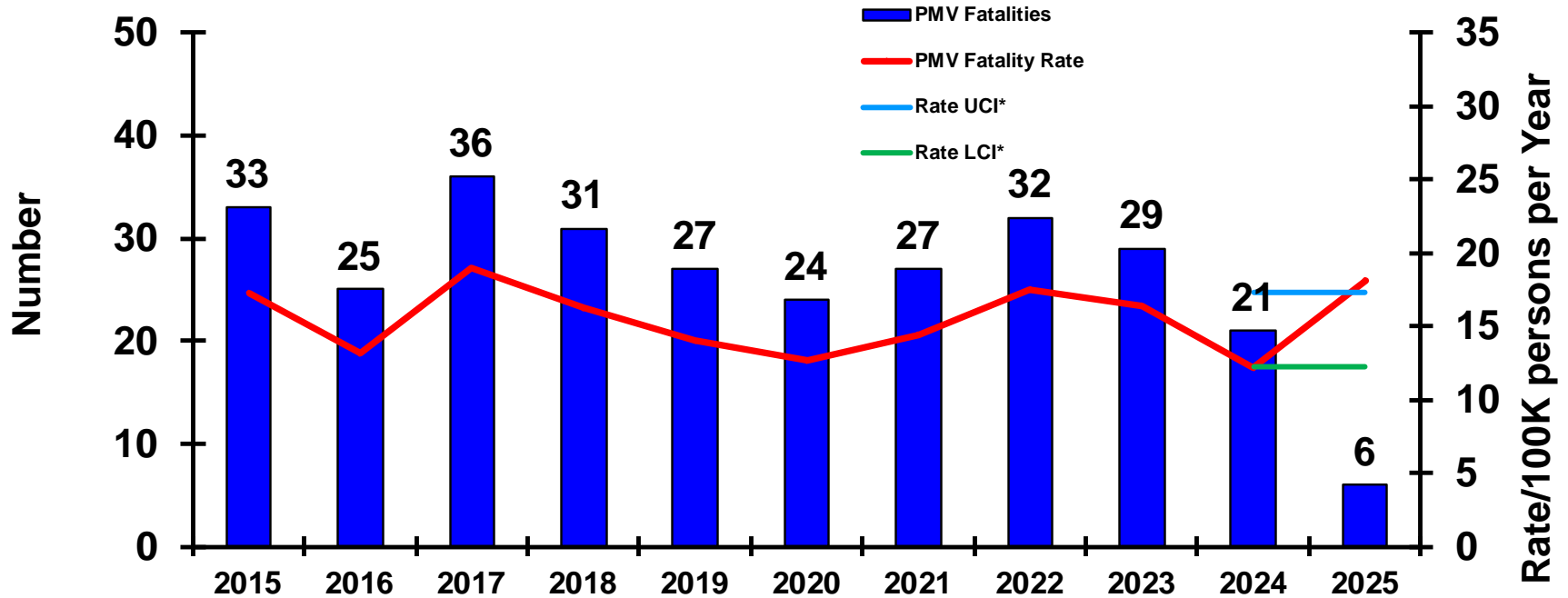


	PMV-4		PMV-2		PMV-0	
	10-Dec-24	10-Dec-23	10-Dec-24	10-Dec-23	10-Dec-24	10-Dec-23
CLASS A MISHAPS/MISHAP RATE FY COMPARISON:	1/3.02	1/3.02	5/15.11	4/12.08	0/0.00	0/0.00
FY24 MISHAPS/MISHAP RATE:	7/4.06		10/5.79		3/1.74	
10-YEAR AVERAGE (FY15-FY24) MISHAPS/MISHAP RATE:	14.20/7.61		11.80/6.32		2.90/1.55	

\*see last slide for definition of UCI/LCI



# CLASS 'A' - PRIVATE MOTOR VEHICLE (PMV) FATALITIES

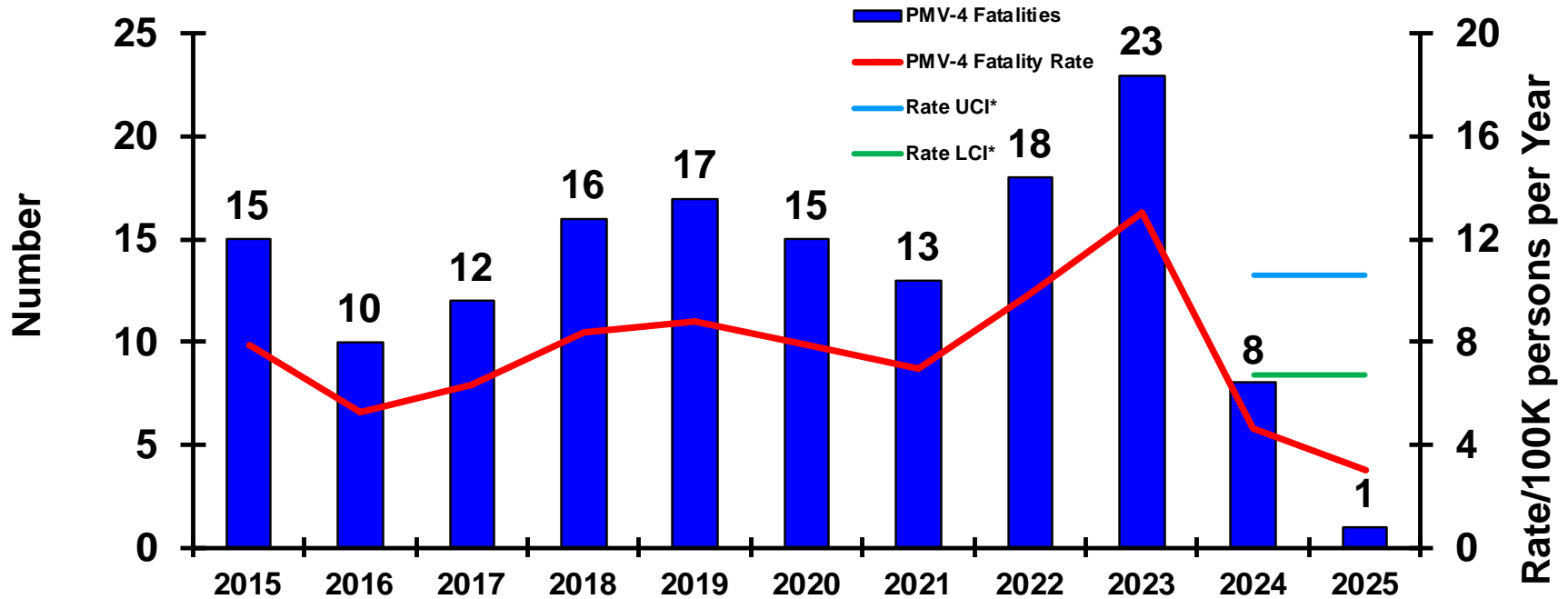


	10-Dec-24	10-Dec-23
<b>CLASS A FATALITIES/FATALITY RATE FY COMPARISON:</b>	6/18.13	5/15.11
<b>FY24 FATALITIES/FATALITY RATE:</b>	21/12.17	
<b>10-YEAR AVERAGE (FY15-FY24) FATALITIES/FATALITY RATE:</b>	28.50/15.29	

\*see last slide for definition of UCI/LCI



# CLASS 'A' - AUTOMOBILE (PMV-4) FATALITIES

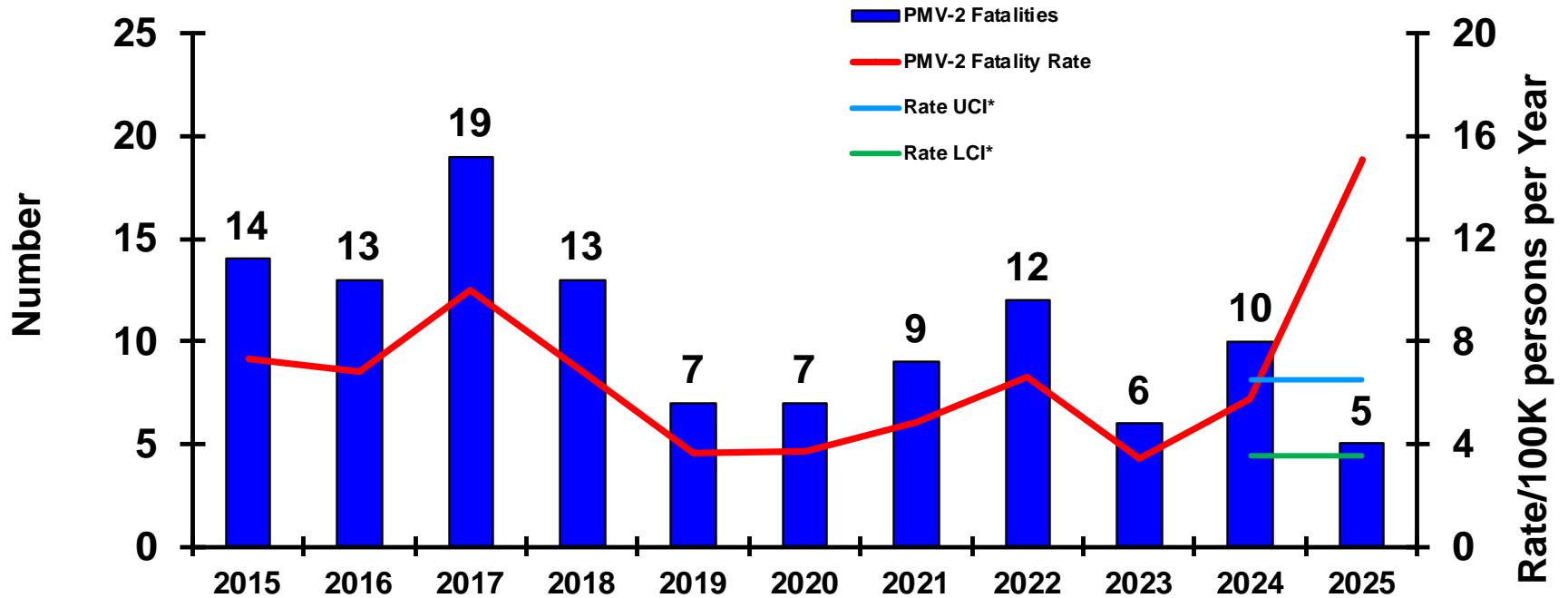


	10-Dec-24	10-Dec-23
<b>CLASS A FATALITIES/FATALITY RATE FY COMPARISON:</b>	1/3.02	1/3.02
<b>FY24 FATALITIES/FATALITY RATE:</b>	8/4.64	
<b>10-YEAR AVERAGE (FY15-FY24) FATALITIES/FATALITY RATE:</b>	14.70/7.90	

\*see last slide for definition of UCI/LCI



# CLASS 'A' - MOTORCYCLE (PMV-2) FATALITIES

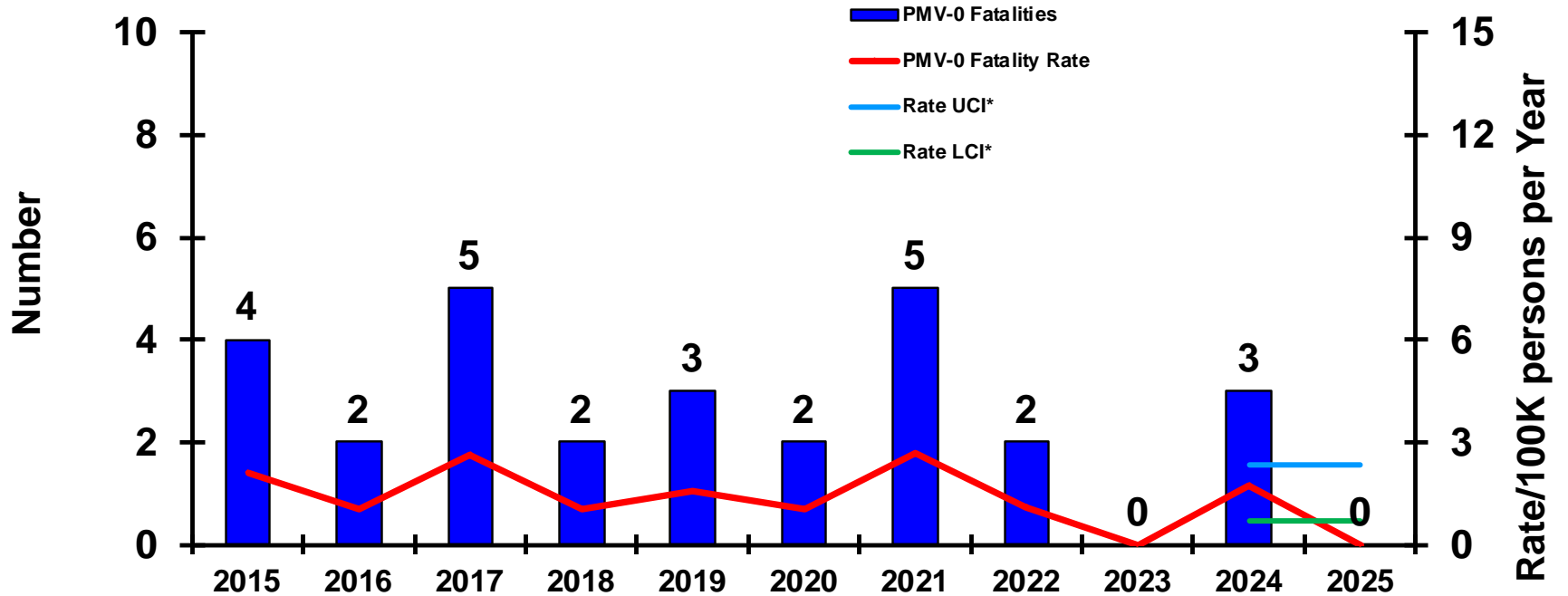


	10-Dec-24	10-Dec-23
<b>CLASS A FATALITIES/FATALITY RATE FY COMPARISON:</b>	5/15.11	4/12.08
<b>FY24 FATALITIES/FATALITY RATE:</b>	10/5.79	
<b>10-YEAR AVERAGE (FY15-FY24) FATALITIES/FATALITY RATE:</b>	11.00/5.89	

\*see last slide for definition of UCI/LCI



# CLASS 'A' - PEDESTRIAN (PMV-0) FATALITIES

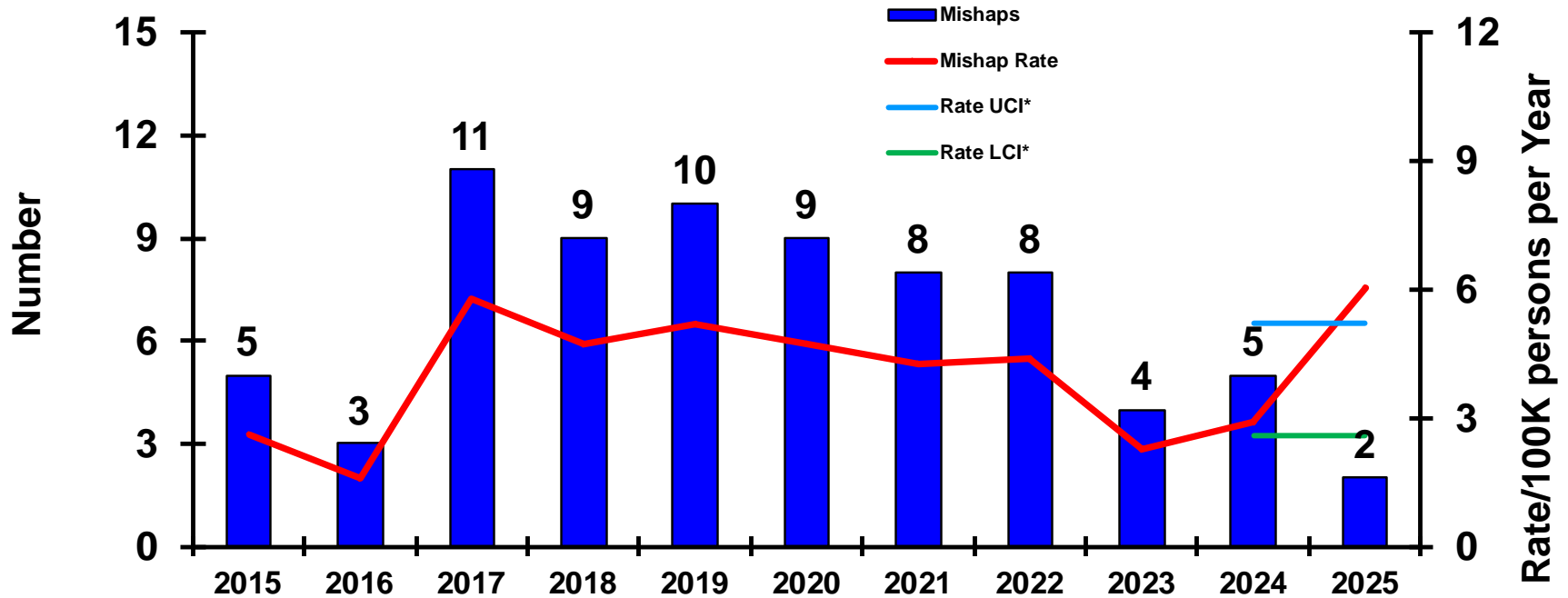


	10-Dec-24	10-Dec-23
<b>CLASS A FATALITIES/FATALITY RATE FY COMPARISON:</b>	0/0.00	0/0.00
<b>FY24 FATALITIES/FATALITY RATE:</b>	3/1.74	
<b>10-YEAR AVERAGE (FY15-FY24) FATALITIES/FATALITY RATE:</b>	2.80/1.49	

\*see last slide for definition of UCI/LCI



# CLASS 'A' - OFF-DUTY/REC MISHAPS

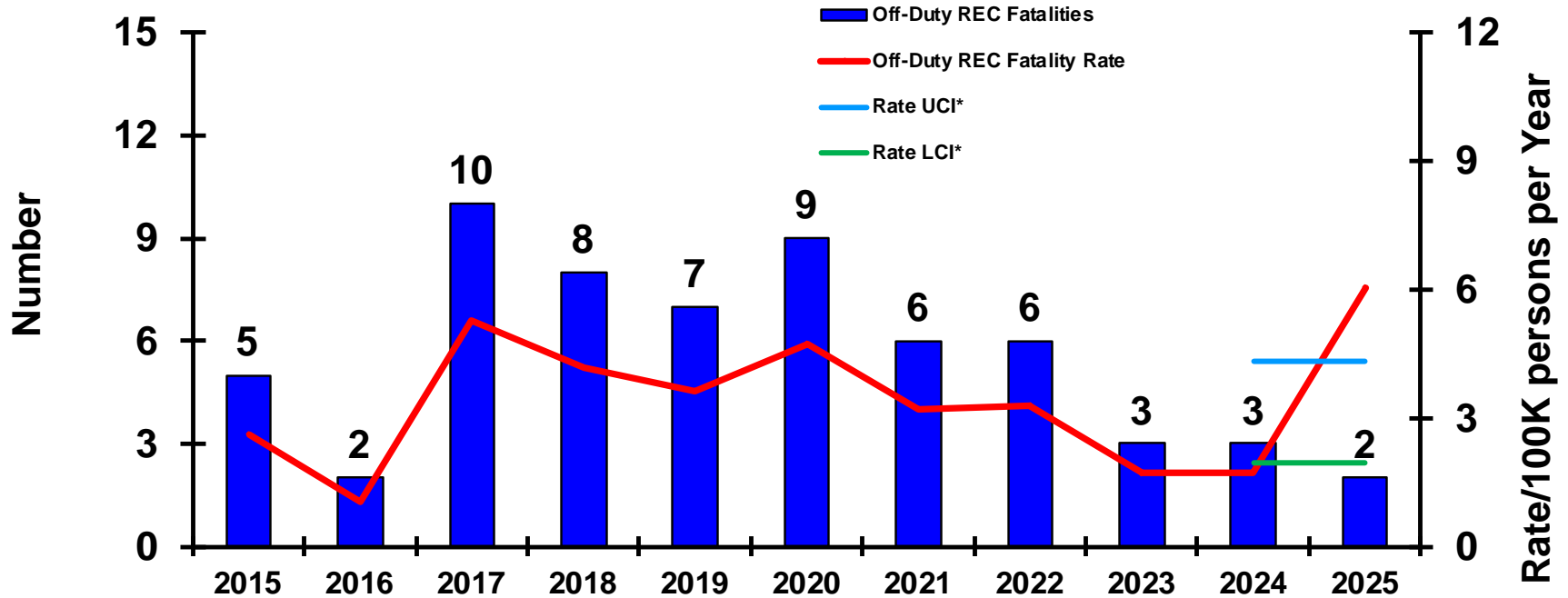


	<u>10-Dec-24</u>	<u>10-Dec-23</u>
<b>CLASS A MISHAPS/MISHAP RATE FY COMPARISON:</b>	2/6.04	1/3.02
<b>FY24 MISHAPS/MISHAP RATE:</b>	5/2.90	
<b>10-YEAR AVERAGE (FY15-FY24) MISHAPS/MISHAP RATE:</b>	7.20/3.85	

\*see last slide for definition of UCI/LCI



# CLASS 'A' - OFF-DUTY/REC FATALITIES

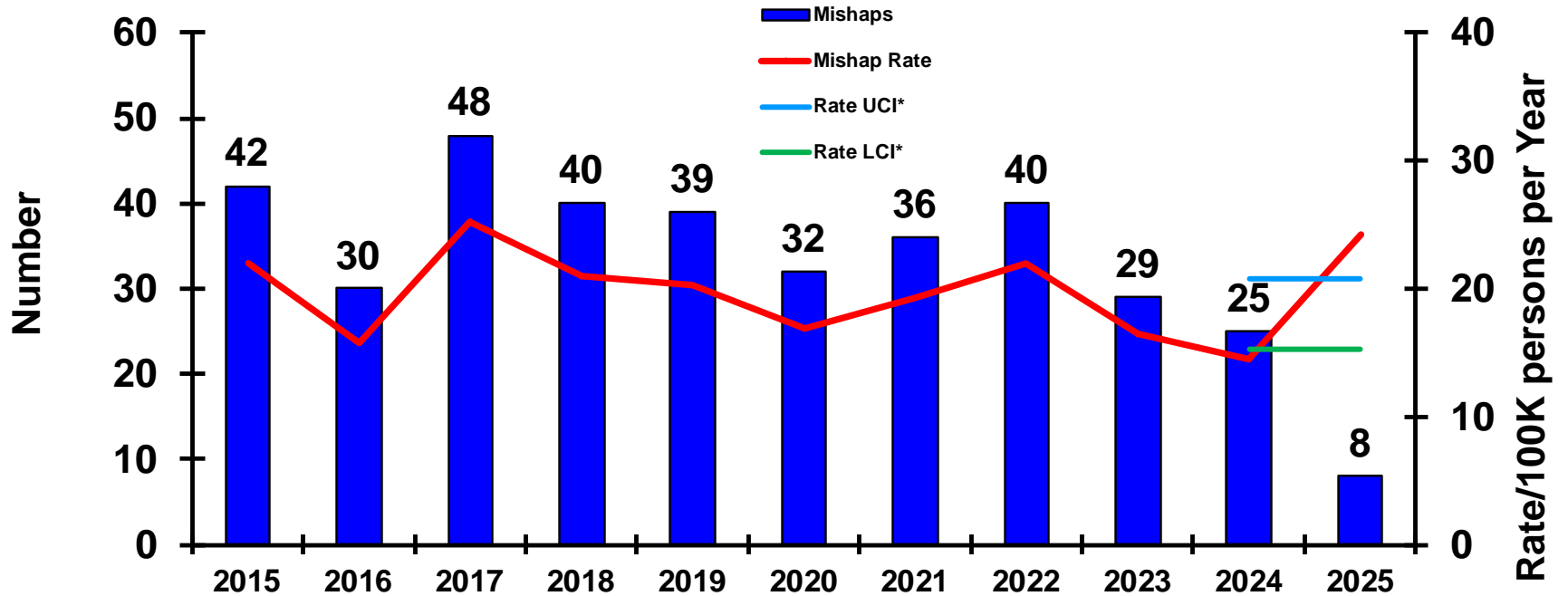


	10-Dec-24	10-Dec-23
<b>CLASS A FATALITIES/FATALITY RATE FY COMPARISON:</b>	2/6.04	1/3.02
<b>FY24 FATALITIES/FATALITY RATE:</b>	3/1.74	
<b>10-YEAR AVERAGE (FY15-FY24) FATALITIES/FATALITY RATE:</b>	5.90/3.14	

\*see last slide for definition of UCI/LCI



# CLASS 'A' - OFF-DUTY MISHAPS

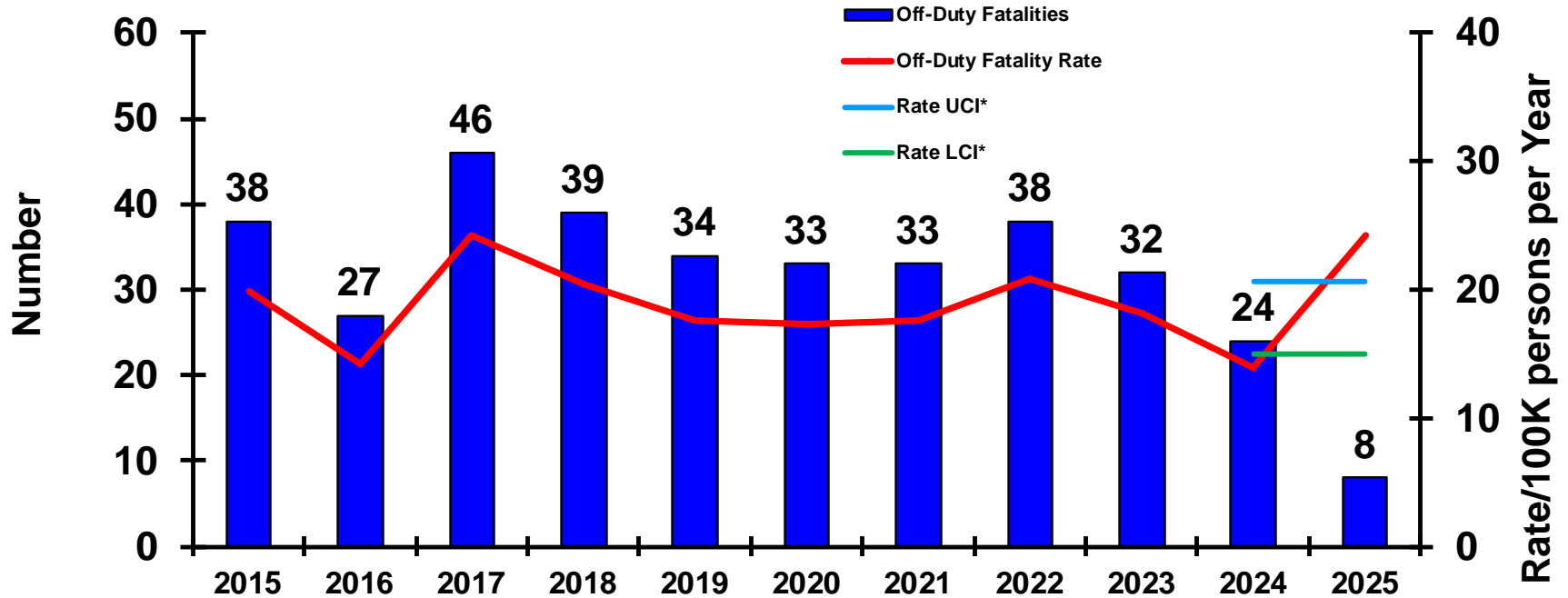


	<u>10-Dec-24</u>	<u>10-Dec-23</u>
<b>CLASS A MISHAPS/MISHAP RATE FY COMPARISON:</b>	8/24.17	6/18.13
<b>FY24 MISHAPS/MISHAP RATE:</b>	25/14.48	
<b>10-YEAR AVERAGE (FY15-FY24) MISHAPS/MISHAP RATE:</b>	36.10/19.32	

\*see last slide for definition of UCI/LCI



# CLASS 'A' - OFF-DUTY FATALITIES



Slide does not show Government Civilian Fatalities: FY25 - 0

	10-Dec-24	10-Dec-23
<b>CLASS A FATALITIES/FATALITY RATE FY COMPARISON:</b>	8/24.17	6/18.13
<b>FY24 FATALITIES/FATALITY RATE:</b>	24/13.91	
<b>10-YEAR AVERAGE (FY15-FY24) FATALITIES/FATALITY RATE:</b>	34.40/18.43	

\*see last slide for definition of UCI/LCI



# **USN - SHORT NARRATIVES**

## **USN CLASS 'A' - AVIATION CLASS A MISHAPS (includes UAS/UAV, FRMs and AGMs not included in the Flight Slide) (1)**

- CLASS A FLIGHT MISHAPS (1)
  - 15 Oct 2024 (IVO Mt Rainer, Washington) EA-18G crashed during training evolution; crew deceased.
- CLASS 'A' FLIGHT-RELATED MISHAPS (FREL) (0)
  - NSTR
- CLASS 'A' AGM MISHAPS (0)
  - NSTR
- CLASS 'A' MISHAP – UAV (0)
  - NSTR

## **USN CLASS 'A' - AFLOAT MISHAPS (0)**

- CLASS A SURFACE SHIP MISHAPS (0)
  - NSTR
- CLASS A SUBMARINE MISHAPS (0)
  - NSTR
- CLASS 'A' DIVING MISHAPS (0)
  - NSTR
- CLASS 'A' MSC AFLOAT MISHAPS (0)
  - NSTR



# **USN - SHORT NARRATIVES**

## **USN CLASS 'A' - SHORE MISHAPS (0)**

- CLASS A SHORE MISHAPS (0)
  - NSTR
  
- CLASS 'A' PHYSICAL TRAINING MISHAPS (0)
  - NSTR

## **USN CLASS 'A' - ON-DUTY MOTOR VEHICLE MISHAPS (0)**

- CLASS 'A' TACTICAL VEHICLE MISHAPS (0)
  - NSTR
  
- CLASS 'A' COMMERCIAL VEHICLE MISHAPS (0)
  - NSTR



# **USN - SHORT NARRATIVES**

## **USN CLASS 'A' - PMV FATALITIES (10)**

- **PMV-4 FATALITIES (2)**
  - 27 Nov 2024 (Vallejo, CA) SVM involved in a motor vehicle accident, died at scene.
  - 12 Nov 2024 (Chinquapin, NC) SVM involved in a motor vehicle accident, died at scene.
  
- **PMV-2 FATALITIES (8)**
  - 1 Dec 2024 (Norfolk, VA) SVM involved in a motorcycle accident, died at scene.
  - 27 Nov 2024 (Jacksonville, FL) SVM involved in a motorcycle accident, died at scene.
  - 25 Nov 2024 (Hampton, VA) SVM involved in a motorcycle accident, died at scene.
  - 8 Nov 2024 (Groton, CT) SVM involved in a motorcycle accident, died at scene.
  - 7 Nov 2024 (Oak Harbor, WA) SVM involved in a motorcycle accident, died at hospital.
  - 31 Oct 2024 (St. Mary's, GA) SVM involved in a motorcycle accident, died at scene.
  - 22 Oct 2024 (Honolulu, HI) SVM involved in a motorcycle accident, died at scene.
  - 2 Oct 2024 (Kingsland, GA) SVM involved in a motorcycle accident, died at scene.
  
- **PMV-0 FATALITIES (0)**
  - NSTR

## **USN CLASS 'A' USN - OFF-DUTY/RECREATIONAL FATALITIES (3)**

- **OFF-DUTY/REC FATALITIES (3)**
  - 6 Dec 2024 (Ipan, Guam) SVM suffered drowning on beach, succumbed to injury on 7 Dec 24,
  - 25 Nov 2024 (Yokosuka, Japan) Sailor fell off base from an unknown height, succumbed to injuries.
  - 3 Nov 2024 (NS Meridian, MS) SVM suffered medical emergency, died at hospital.

## **USN CLASS 'A' – PERMANENT TOTAL DISABILITIES (0)**

- NSTR



# **USMC - SHORT NARRATIVES**

## **USMC CLASS 'A' AVIATION MISHAPS (includes UAS/UAV, FRMs and AGMs not included in the Flight Slide) (2)**

- **CLASS A FLIGHT MISHAPS (1)**
  - 25 Oct 2024 (MCAS Yuma, AZ) CH-53E: Aircraft crashed on takeoff. Aircraft repairable. Multiple minor injuries reported.
  
- **CLASS 'A' FLIGHT-RELATED MISHAPS (FREL) (0)**
  - NSTR
  
- **CLASS 'A' AGM MISHAPS (1)**
  - 6 Dec 2024 (Emmen, Switzerland) KC-130J sustained engine damage, no injury to crew.
  
- **CLASS 'A' MISHAP – UAV (0)**
  - NSTR

## **USMC CLASS 'A' GROUND MISHAPS (1)**

- **CLASS A GROUND MISHAPS (1)**
  - 7 Dec 2024 (MCB Camp Pendleton, CA) SVM involved in a command-directed hike, succumbed to injuries enroute to the hospital.
  
- **CLASS A PHYSICAL TRAINING MISHAPS (0)**
  - NSTR



# **USMC - SHORT NARRATIVES**

## **USMC CLASS 'A' ON-DUTY MOTOR VEHICLE MISHAPS (1)**

- **CLASS 'A' TACTICAL VEHICLE MISHAPS (1)**
  - 8 Nov 2024 (MCB Camp Pendleton, CA) SVM sustained fatal injury during work evolution.
- **CLASS 'A' COMMERCIAL VEHICLE MISHAPS (0)**
  - NSTR

## **USMC CLASS 'A' PMV FATALITIES (6)**

- **PMV-4 FATALITIES (1)**
  - 6 Dec 2024 (Richland, NC) SVM involved in a motor vehicle accident, died at scene.
- **PMV-2 FATALITIES (5)**
  - 19 Nov 2024 (IVO Kin, Okinawa, Japan) SVM involved in a motorcycle accident, died at hospital.
  - 31 Oct 2024 (Santa Ana, CA) SVM involved in a motorcycle accident, died at hospital on 4 Nov 24.
  - 27 Oct 2024 (St Louis, MO) SVM involved in a motorcycle accident, died at scene.
  - 17 Oct 2024 (Jacksonville, NC) SVM involved in a motorcycle accident, died at hospital.
  - 15 Oct 2024 (Oceanside, CA) SVM involved in a motorcycle accident, died at scene.
- **PMV-0 FATALITIES (0)**
  - NSTR



# **USMC - SHORT NARRATIVES**

## **USMC CLASS 'A' OFF-DUTY/RECREATIONAL FATALITIES (2)**

- **OFF-DUTY/REC FATALITIES (2)**
  - 2 Nov 2024 (Camp Lejeune, NC) SVM fell from balcony, died at scene.
  - 12 Oct 2024 (Raleigh, NC) SVM sustained injury from accidental personal firearm discharge, died at scene.

## **USMC CLASS 'A' – PERMANENT TOTAL DISABILITIES (0)**

- NSTR



# *Mishap Confidence Interval*



- UCI = Upper Confidence Interval    LCI = Lower Confidence Interval
- Rate values above the UCI or below the LCI infer a statistically significant change is probable. This is only an indicator. Significance cannot be determined until end-of-year.
- Values between the UCI and LCI infer that nothing significant has occurred to increase or decrease mishap rate.

(Confidence Interval is based on: Poisson Rate related to a Chi Squared Distribution and calculated using FY16-20 data except for the Lost Work Days and Lost Time Case slides which were based on a normal distribution).