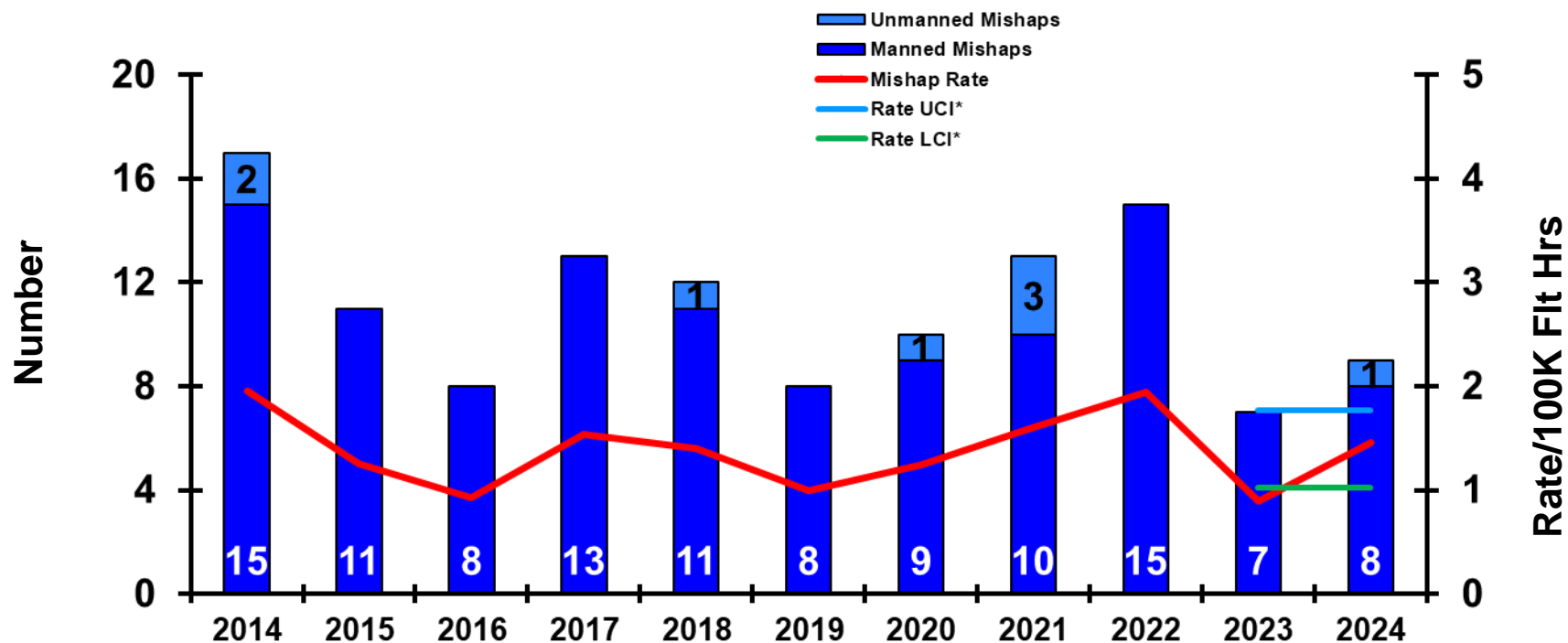




# CLASS 'A' - AVIATION MISHAPS



**CLASS A MISHAPS/MISHAP RATE FY COMPARISON:**

**FY23 MISHAPS/MISHAP RATE:**

**10-YEAR AVERAGE (FY14-FY23) MISHAPS/MISHAP RATE:**

30-Sep-24

30-Sep-23

7/0.90

8/1.21

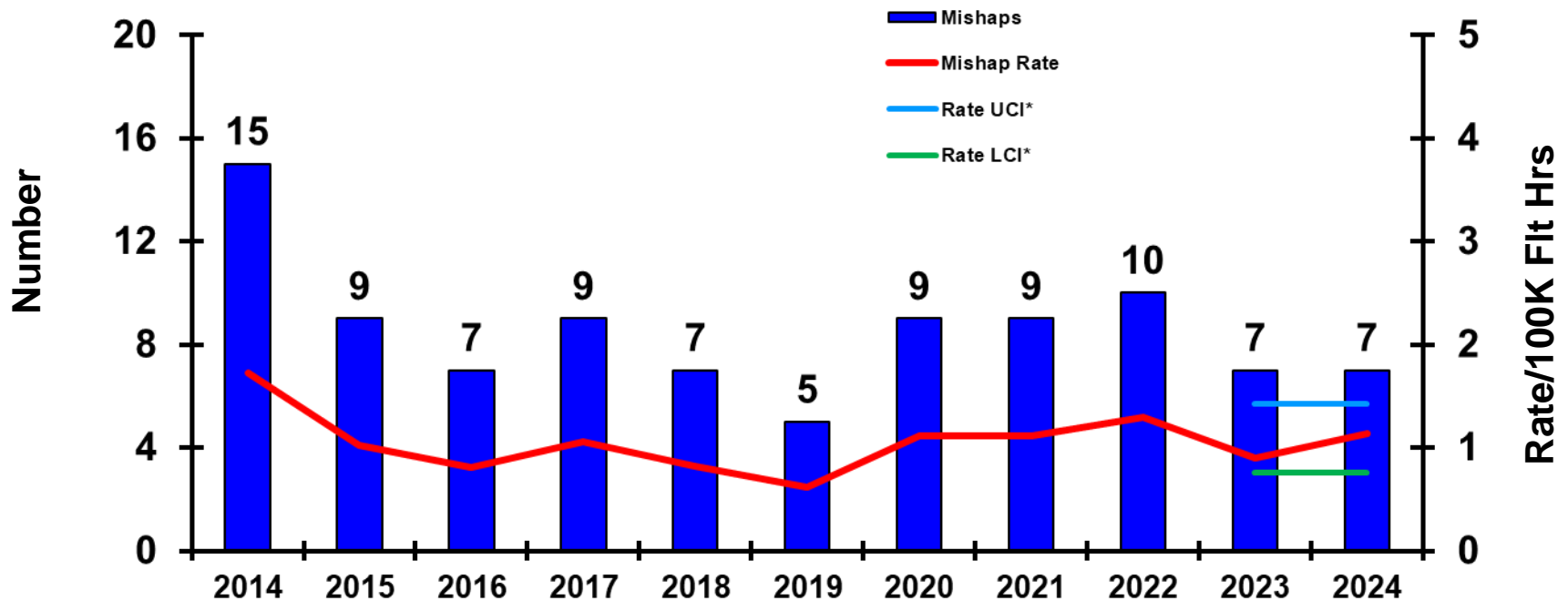
7/0.90

10.60/1.28



# CLASS 'A' - FLIGHT MISHAPS

*Manned Aircraft Only*



30-Sep-24

30-Sep-23

**CLASS A MISHAPS/MISHAP RATE FY COMPARISON:**

7/0.90

6/0.91

**FY23 MISHAPS/MISHAP RATE:**

7/0.90

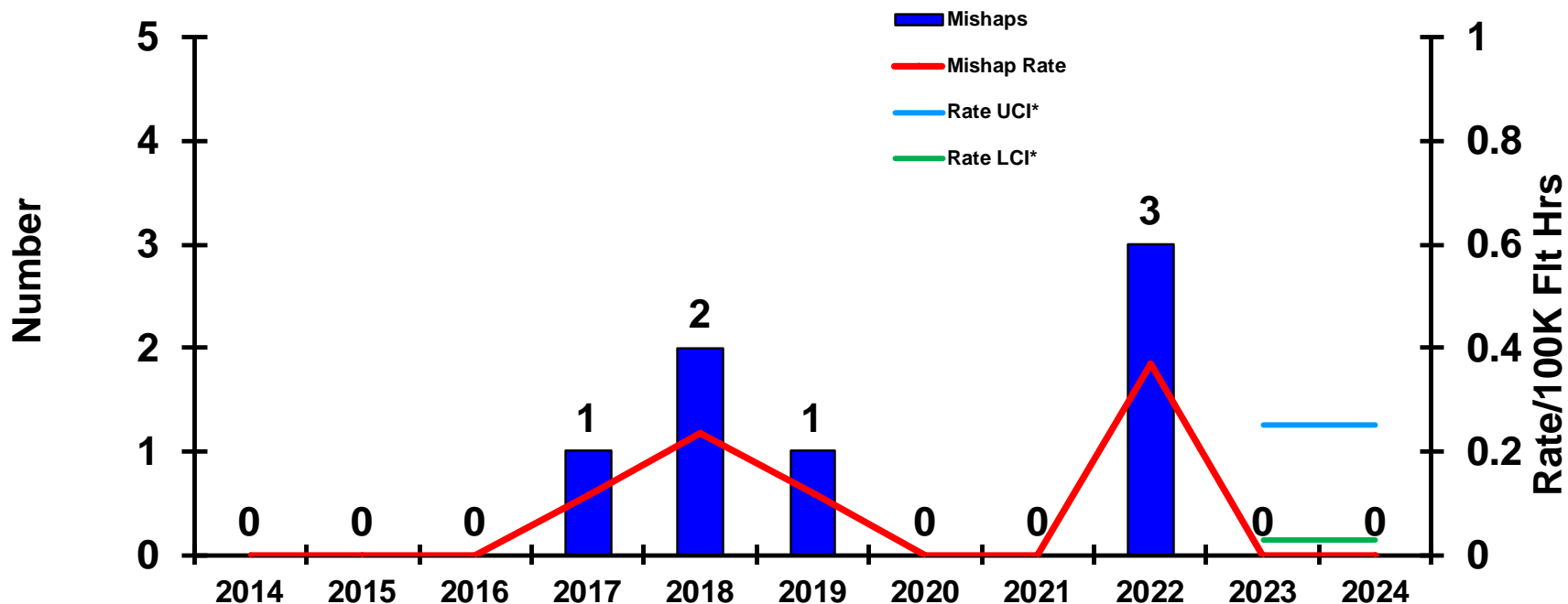
**10-YEAR AVERAGE (FY14-FY23) MISHAPS/MISHAP RATE:**

7.90/0.95



# CLASS 'A' - FLIGHT-RELATED (FREL) MISHAPS

*Manned Aircraft Only*



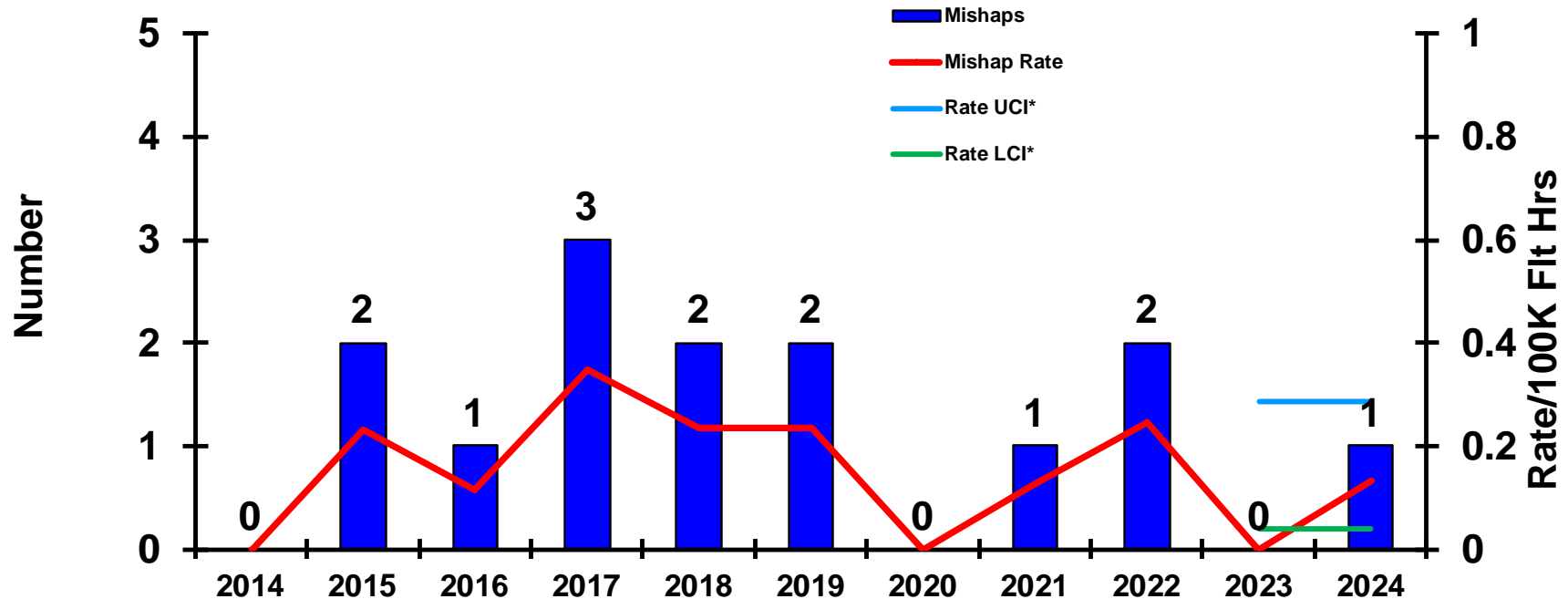
	30-Sep-24	30-Sep-23
<b>CLASS A MISHAPS/MISHAP RATE FY COMPARISON:</b>	0/0.00	0/0.00
<b>FY23 MISHAPS/MISHAP RATE:</b>	0/0.00	
<b>10-YEAR AVERAGE (FY14-FY23) MISHAPS/MISHAP RATE:</b>	0.70/0.08	

\*see last slide for definition of UCI/LCI



# CLASS 'A' - AVIATION GROUND MISHAPS (AGM)

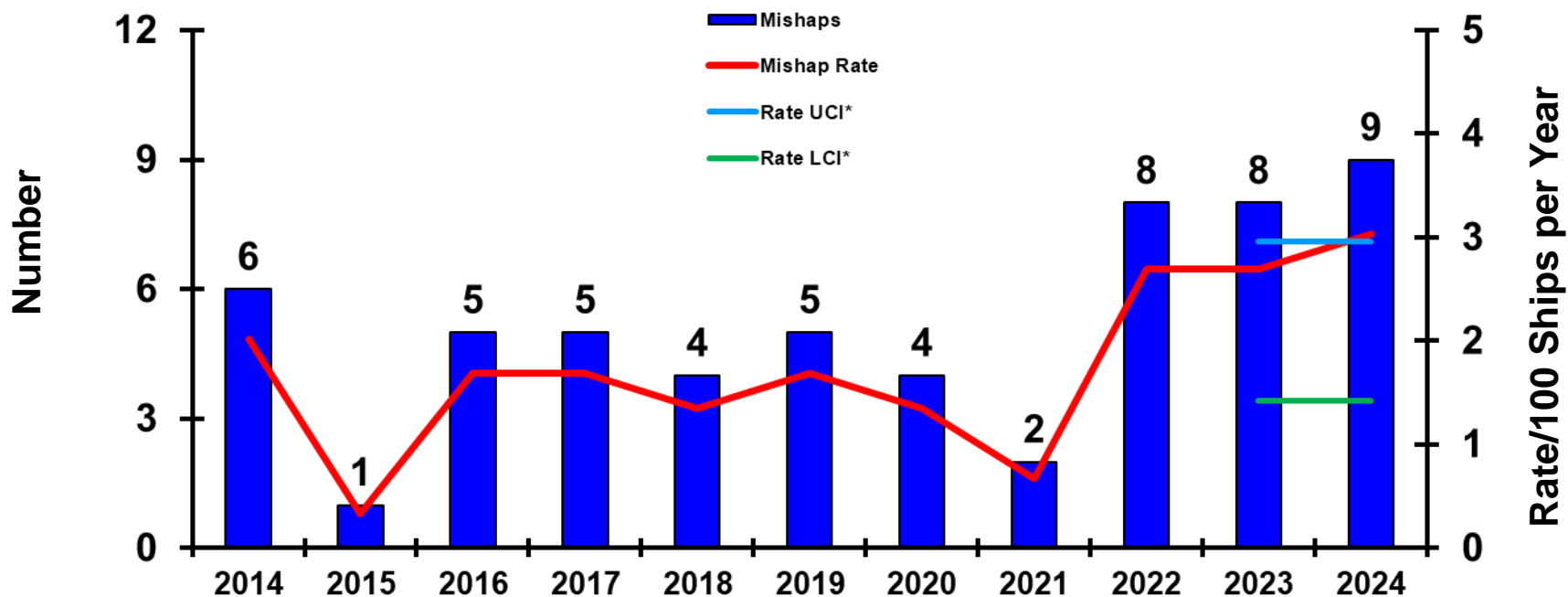
*Manned Aircraft Only*



	30-Sep-24	30-Sep-23
CLASS A MISHAPS/MISHAP RATE FY COMPARISON:	1/0.13	0/0.00
FY23 MISHAPS/MISHAP RATE:	1/0.13	
10-YEAR AVERAGE (FY14-FY23) MISHAPS/MISHAP RATE:	1.40/0.17	



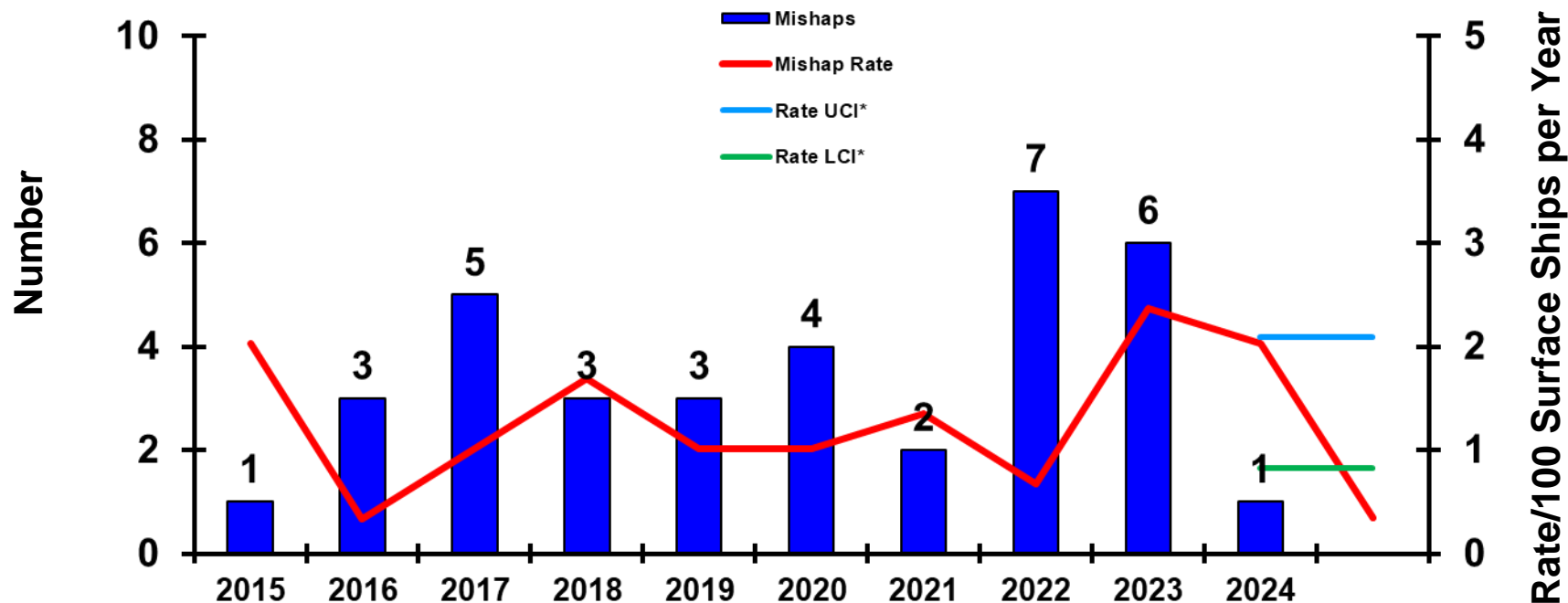
# CLASS 'A' - AFLOAT MISHAPS



	30-Sep-24	30-Sep-23
CLASS A MISHAPS/MISHAP RATE FY COMPARISON:	9/3.04	8/7.83
FY23 MISHAPS/MISHAP RATE:	9/3.04	
10-YEAR AVERAGE (FY14-FY23) MISHAPS/MISHAP RATE:	5.10/1.72	



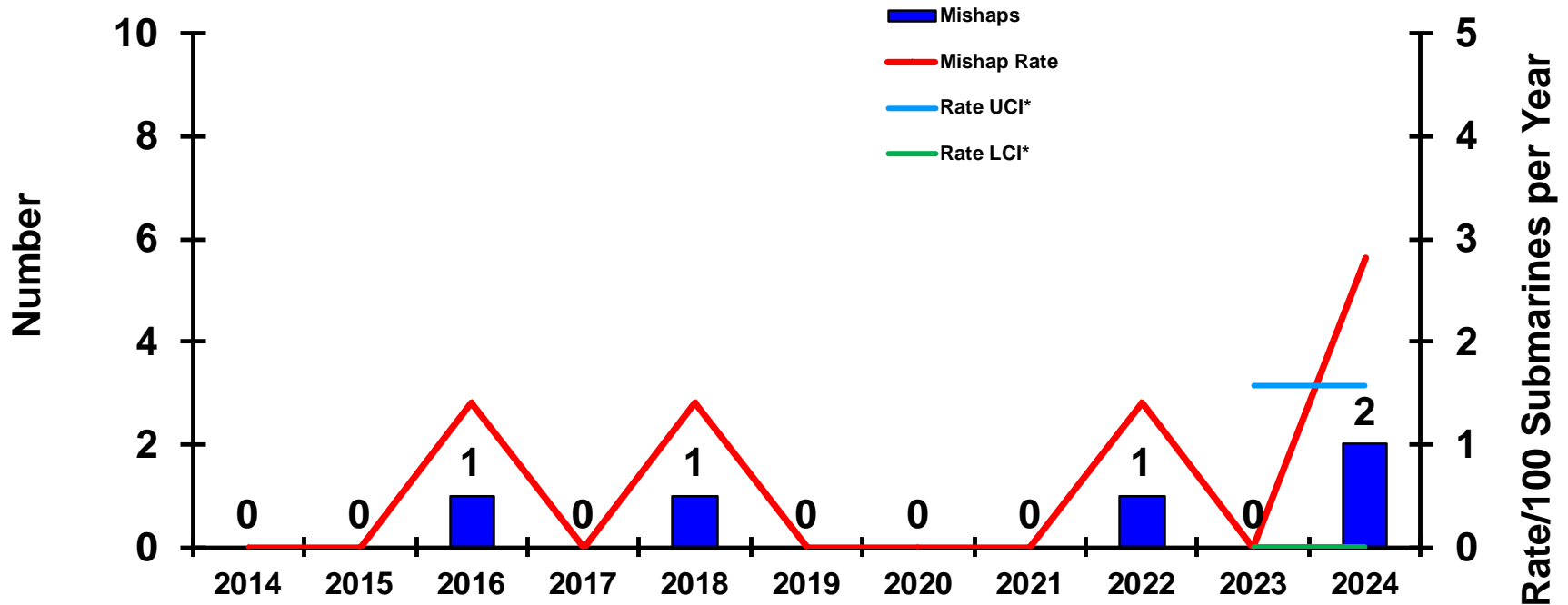
# CLASS 'A' - SURFACE SHIP MISHAPS



	30-Sep-24	30-Sep-23
CLASS A MISHAPS/MISHAP RATE FY COMPARISON:	6/2.03	1/0.40
FY23 MISHAPS/MISHAP RATE:	6/2.03	
10-YEAR AVERAGE (FY14-FY23) MISHAPS/MISHAP RATE:	3.50/1.35	



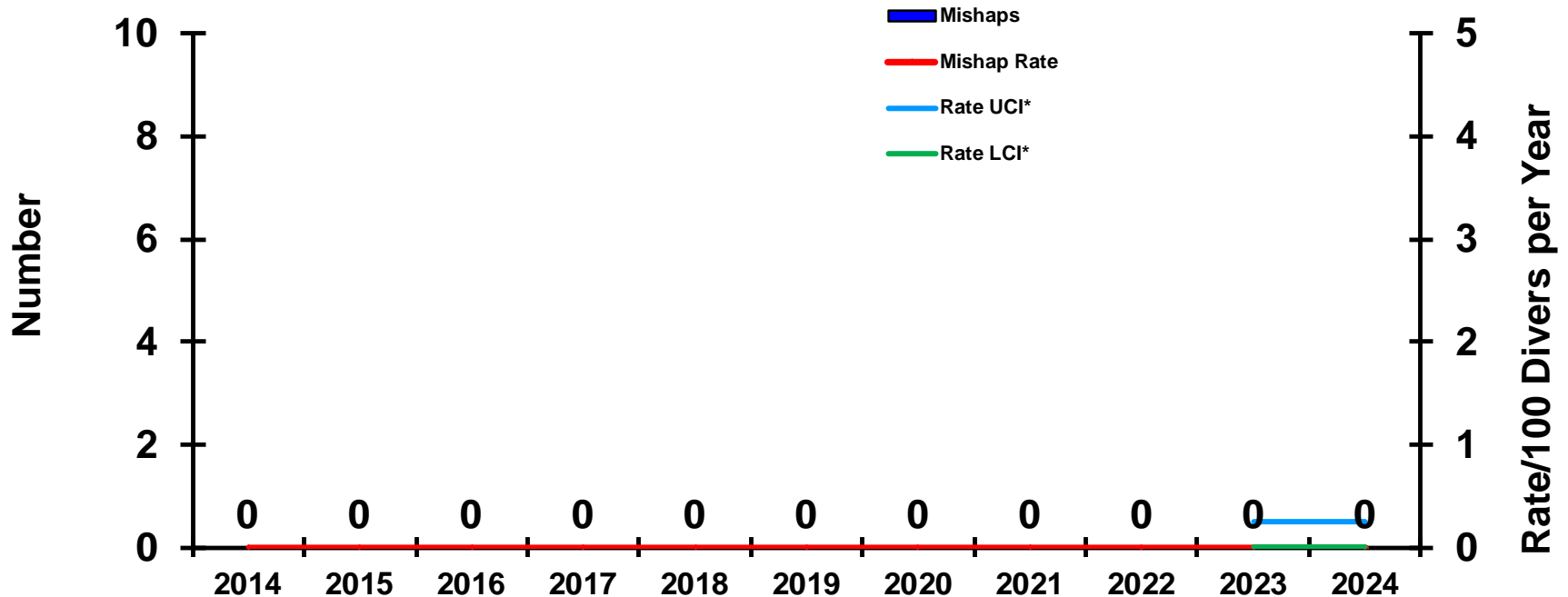
# CLASS 'A' - SUBMARINE MISHAPS



	30-Sep-24	30-Sep-23
CLASS A MISHAPS/MISHAP RATE FY COMPARISON:	2/2.82	0/0.00
FY23 MISHAPS/MISHAP RATE:	0/0.00	
10-YEAR AVERAGE (FY14-FY23) MISHAPS/MISHAP RATE:	0.30/0.42	



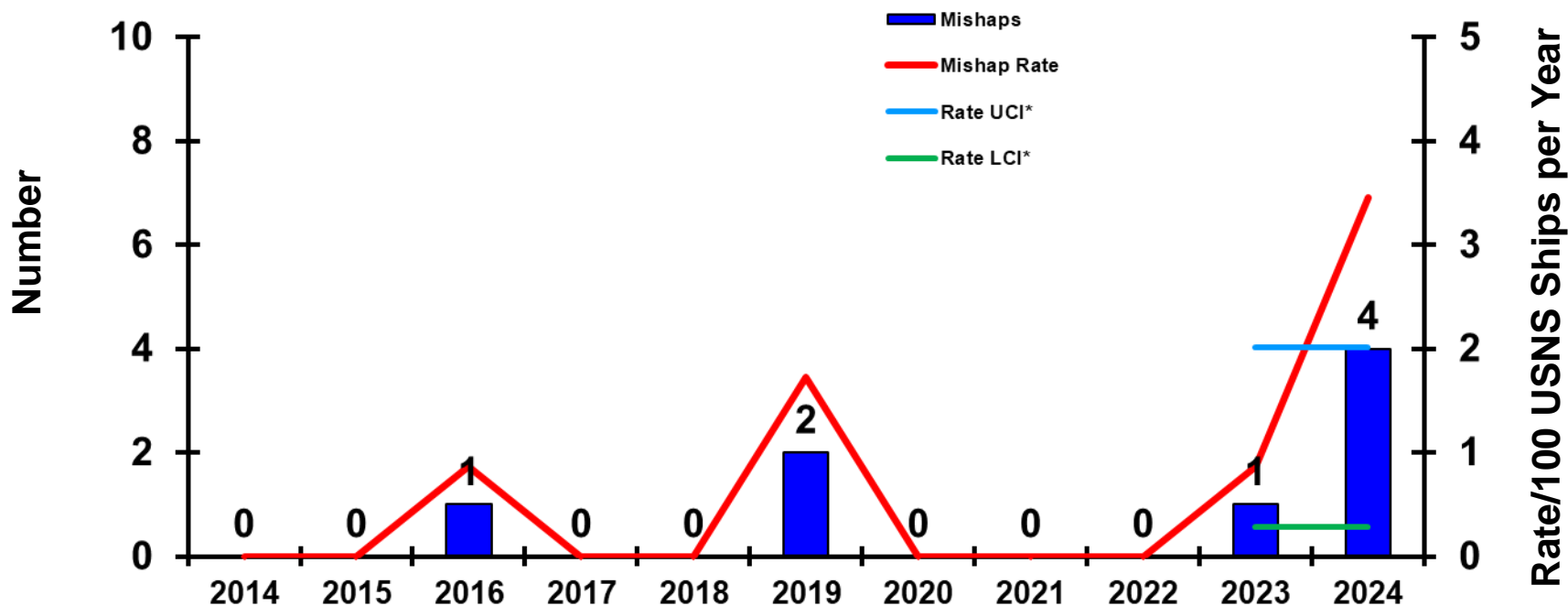
# CLASS 'A' - DIVING MISHAPS



	30-Sep-24	30-Sep-23
CLASS A MISHAPS/MISHAP RATE FY COMPARISON:	0/0.00	0/0.00
FY23 MISHAPS/MISHAP RATE:	0/0.00	
10-YEAR AVERAGE (FY14-FY23) MISHAPS/MISHAP RATE:	0.00/0.00	



# CLASS 'A' - MILITARY SEALIFT COMMAND (MSC) AFLOAT MISHAPS



**CLASS A MISHAPS/MISHAP RATE FY COMPARISON:**

**FY23 MISHAPS/MISHAP RATE:**

**10-YEAR AVERAGE (FY14-FY23) MISHAPS/MISHAP RATE:**

30-Sep-24

4/3.45

30-Sep-23

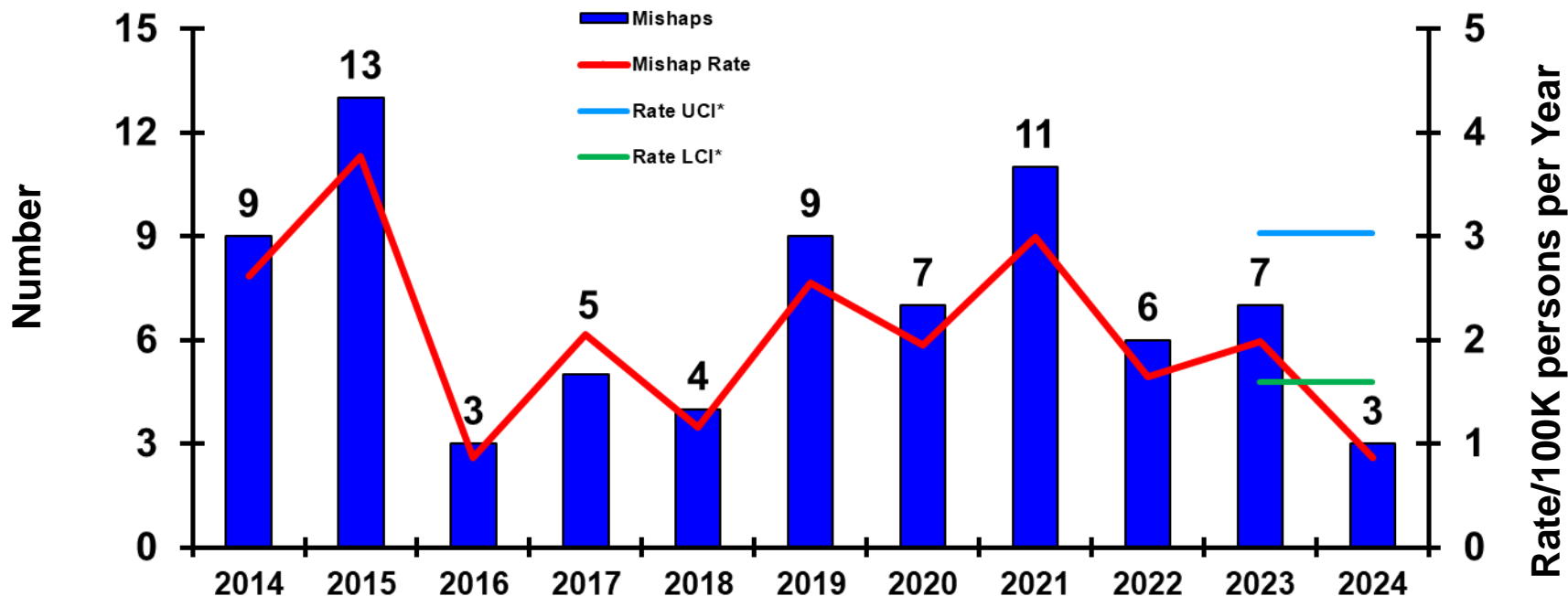
2/4.99

4/3.45

0.80/0.69



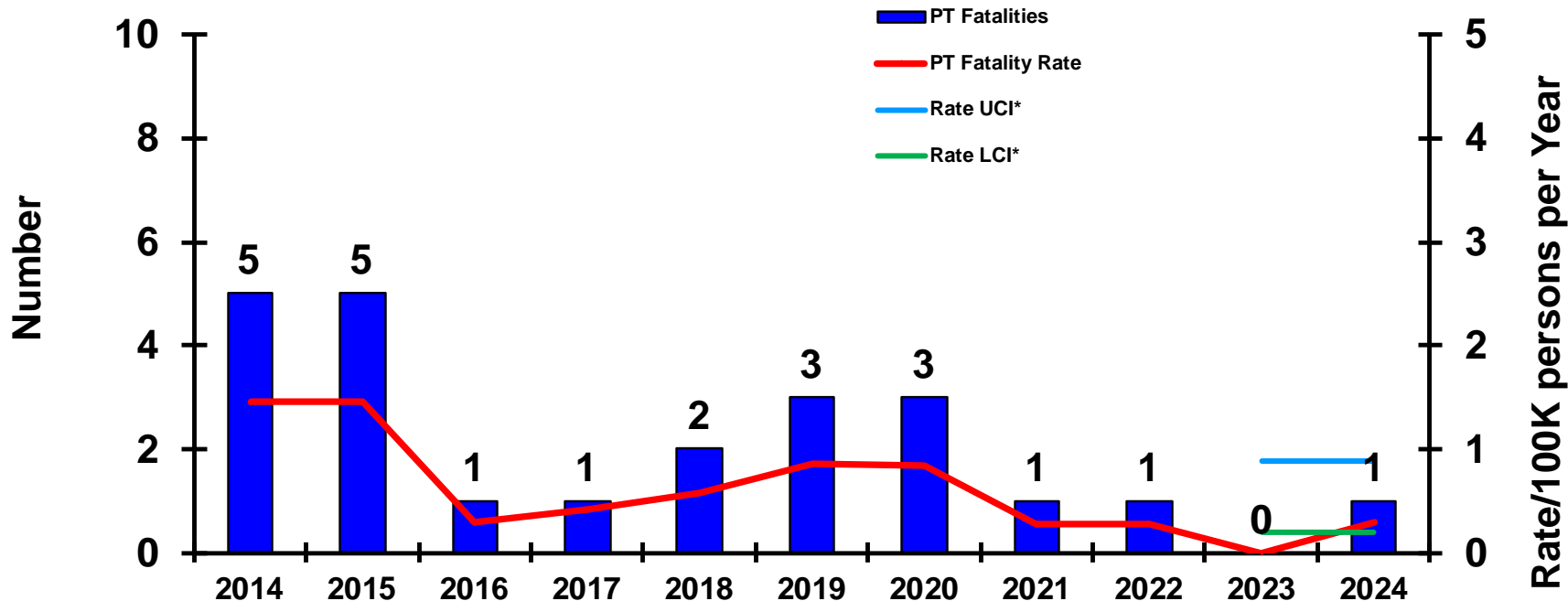
# CLASS 'A' - SHORE ON-DUTY MISHAPS



	30-Sep-24	30-Sep-23
CLASS A MISHAPS/MISHAP RATE FY COMPARISON:	3/0.87	7/1.98
FY23 MISHAPS/MISHAP RATE:	7/1.98	
10-YEAR AVERAGE (FY14-FY23) MISHAPS/MISHAP RATE:	7.40/2.16	



# CLASS 'A' - PHYSICAL TRAINING FATALITIES



**CLASS A FATALITIES/FATALITY RATE FY COMPARISON:**

**FY23 FATALITIES/FATALITY RATE:**

**10-YEAR AVERAGE (FY14-FY23) FATALITIES/FATALITY RATE:**

24-Sep-24

1/0.29

0/0.00

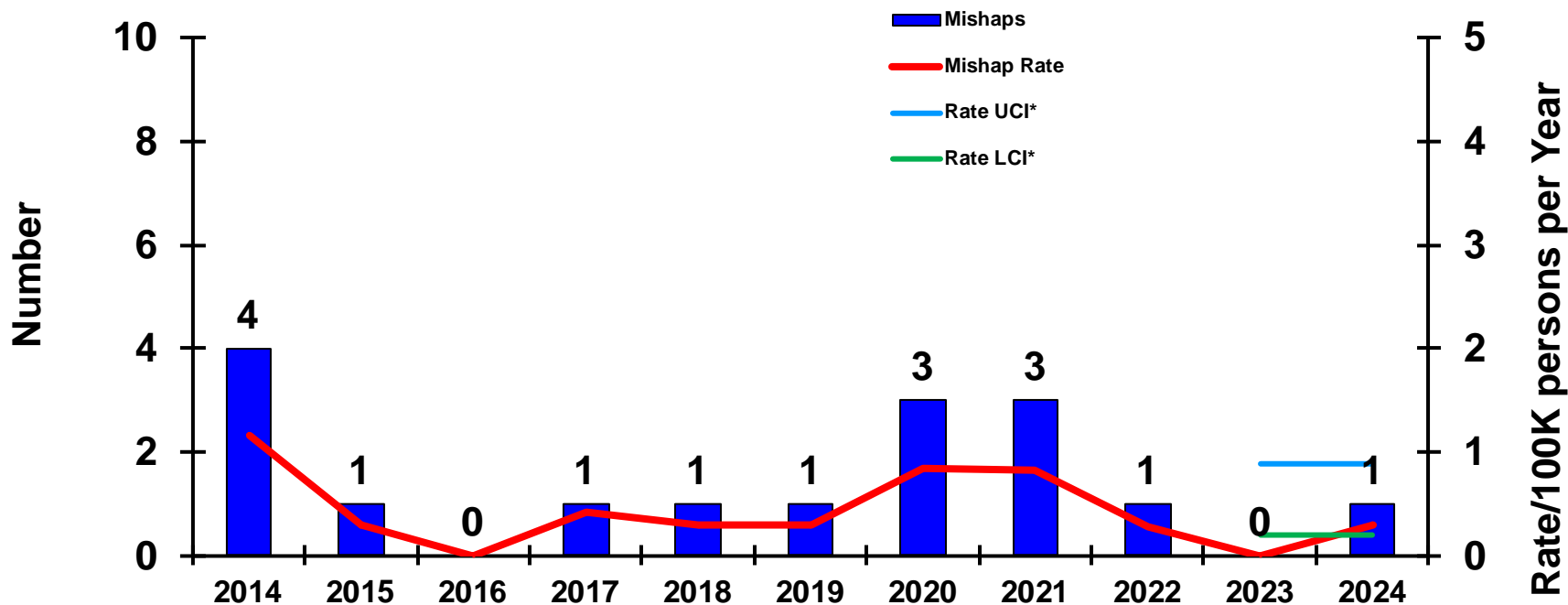
2.20/0.64

24-Sep-23

0/0.00



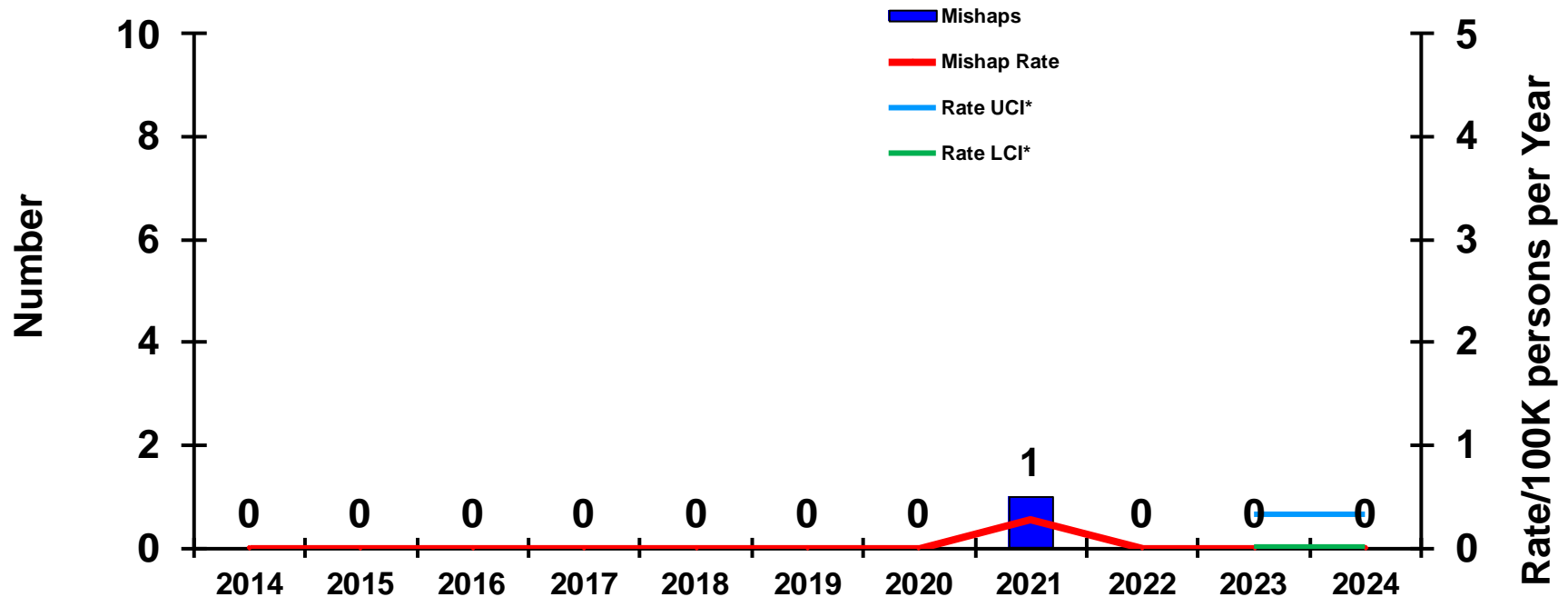
# CLASS 'A' - ON-DUTY MOTOR VEHICLE (MV) MISHAPS



	24-Sep-24	24-Sep-23
<b>CLASS A MISHAPS/MISHAP RATE FY COMPARISON:</b>	1/0.29	0/0.00
<b>FY23 MISHAPS/MISHAP RATE:</b>	0/0.00	
<b>10-YEAR AVERAGE (FY14-FY23) MISHAPS/MISHAP RATE:</b>	1.50/0.44	



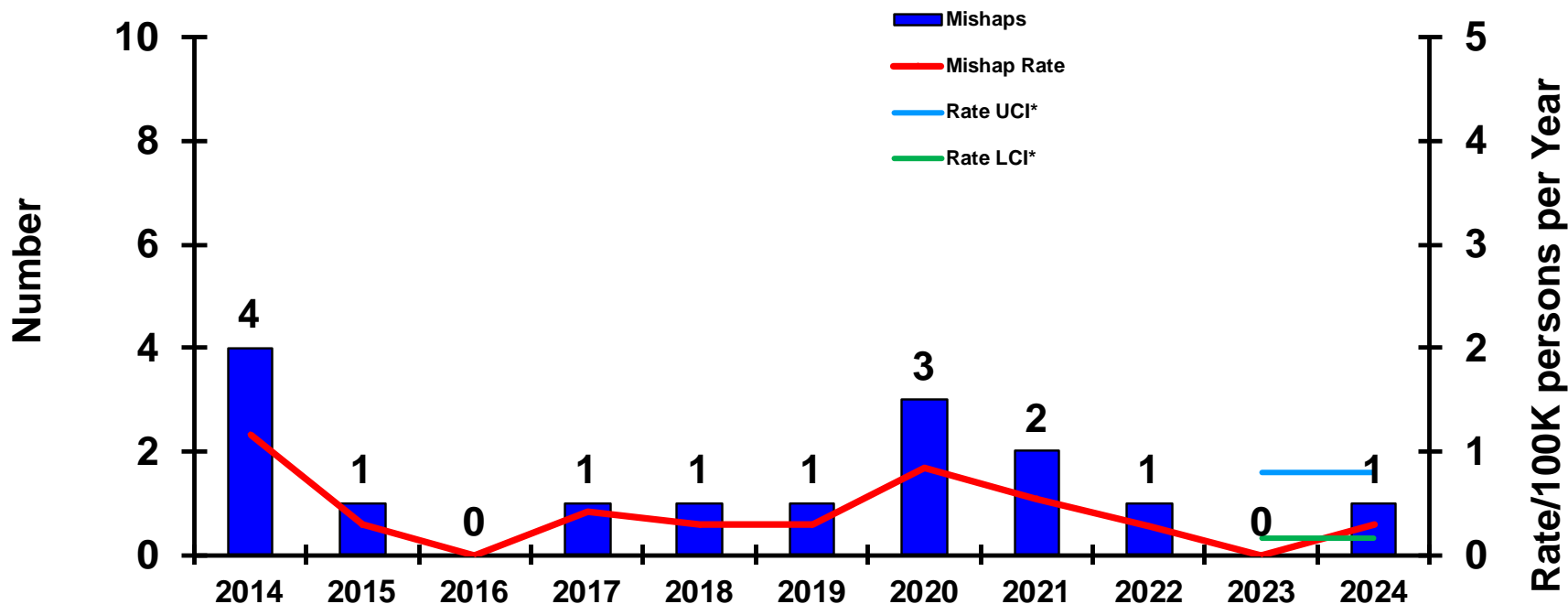
# CLASS 'A' - TACTICAL VEHICLE (TACVEH) MISHAPS



	30-Sep-24	30-Sep-23
<b>CLASS A MISHAPS/MISHAP RATE FY COMPARISON:</b>	0/0.00	0/0.00
<b>FY23 MISHAPS/MISHAP RATE:</b>	0/0.00	
<b>10-YEAR AVERAGE (FY14-FY23) MISHAPS/MISHAP RATE:</b>	0.10/0.03	



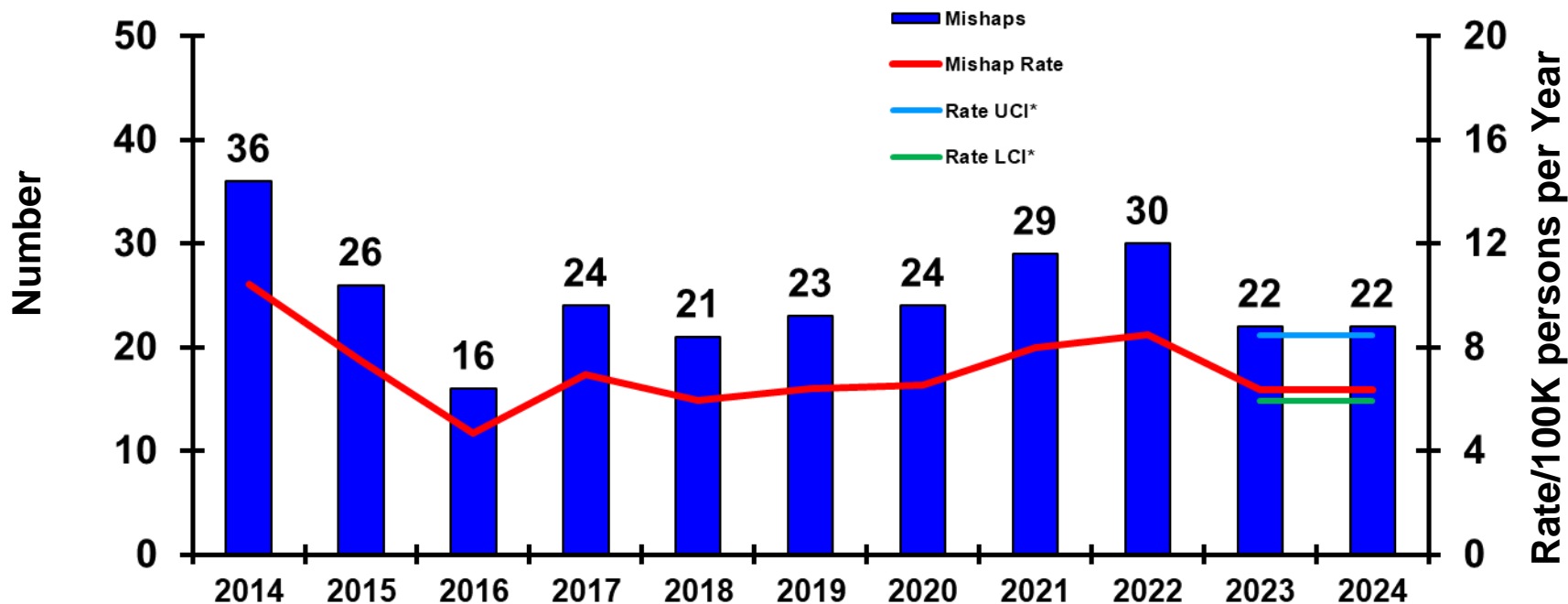
# CLASS 'A' – COMMERCIAL VEHICLE (COMMVEH) MISHAPS



	30-Sep-24	30-Sep-23
CLASS A MISHAPS/MISHAP RATE FY COMPARISON:	1/0.29	0/0.00
FY23 MISHAPS/MISHAP RATE:	0/0.00	
10-YEAR AVERAGE (FY14-FY23) MISHAPS/MISHAP RATE:	1.40/0.41	



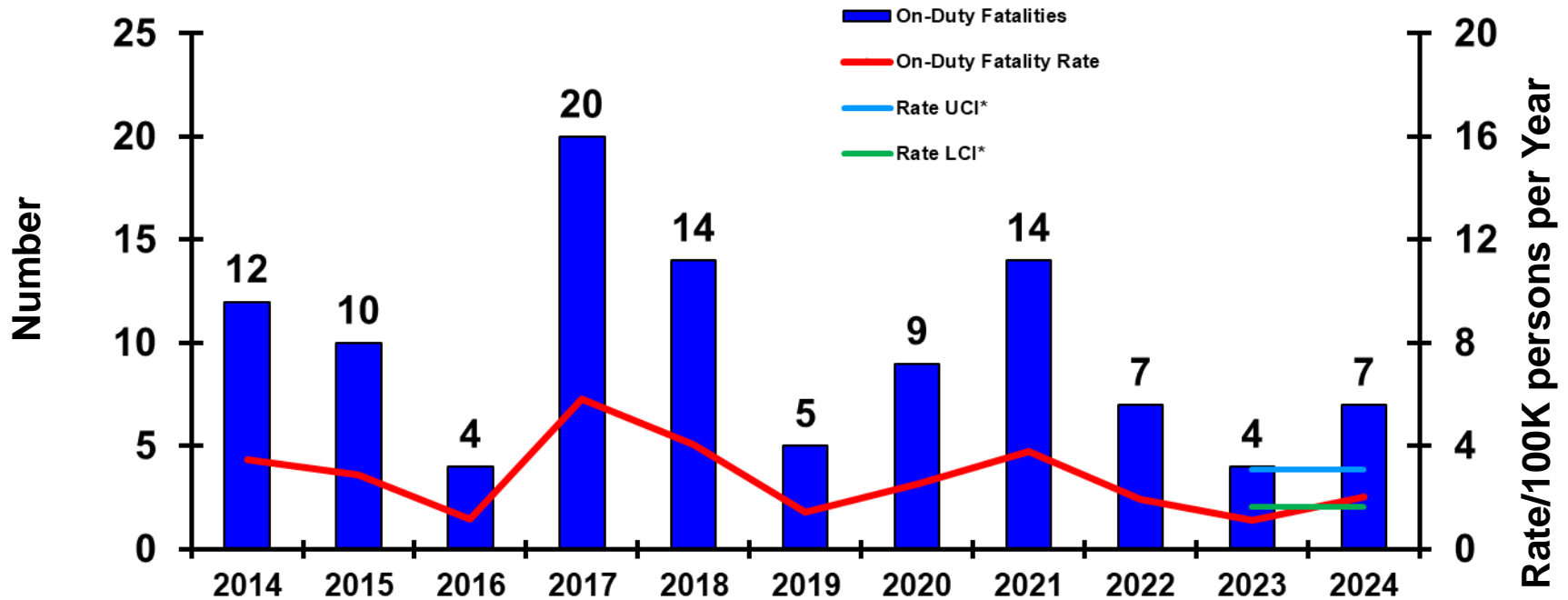
# CLASS 'A' - ON-DUTY MISHAPS



	30-Sep-24	30-Sep-23
<b>CLASS A MISHAPS/MISHAP RATE FY COMPARISON:</b>	22/6.35	20/6.84
<b>FY23 MISHAPS/MISHAP RATE:</b>	22/6.35	
<b>10-YEAR AVERAGE (FY14-FY23) MISHAPS/MISHAP RATE:</b>	24.82/7.75	



# CLASS 'A' - ON-DUTY FATALITIES

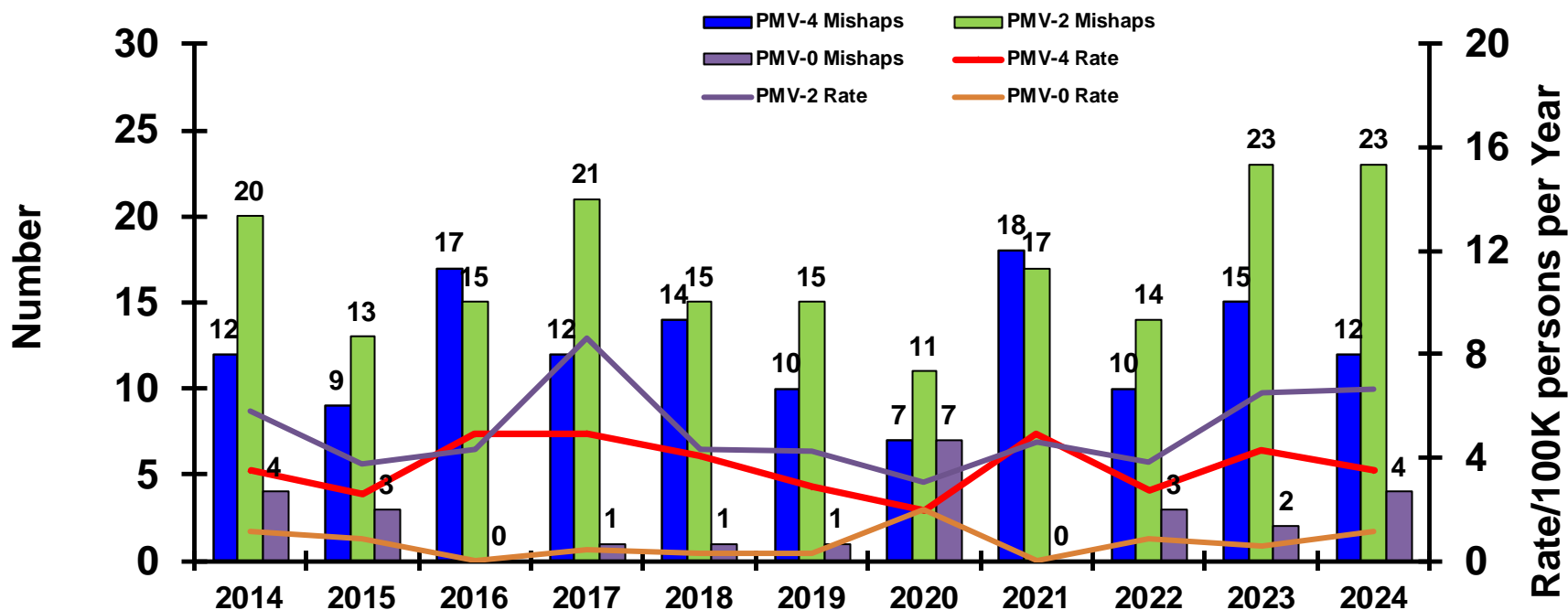


Slide does not show Government Civilian Fatalities: FY24 - 1

	30-Sep-24	30-Sep-23
<b>CLASS A MISHAPS/MISHAP RATE FY COMPARISON:</b>	7/2.02	4/1.13
<b>FY23 MISHAPS/MISHAP RATE:</b>	7/2.02	
<b>10-YEAR AVERAGE (FY14-FY23) MISHAPS/MISHAP RATE:</b>	9.40/2.67	



# CLASS 'A' - PRIVATE MOTOR VEHICLES (PMV) MISHAPS

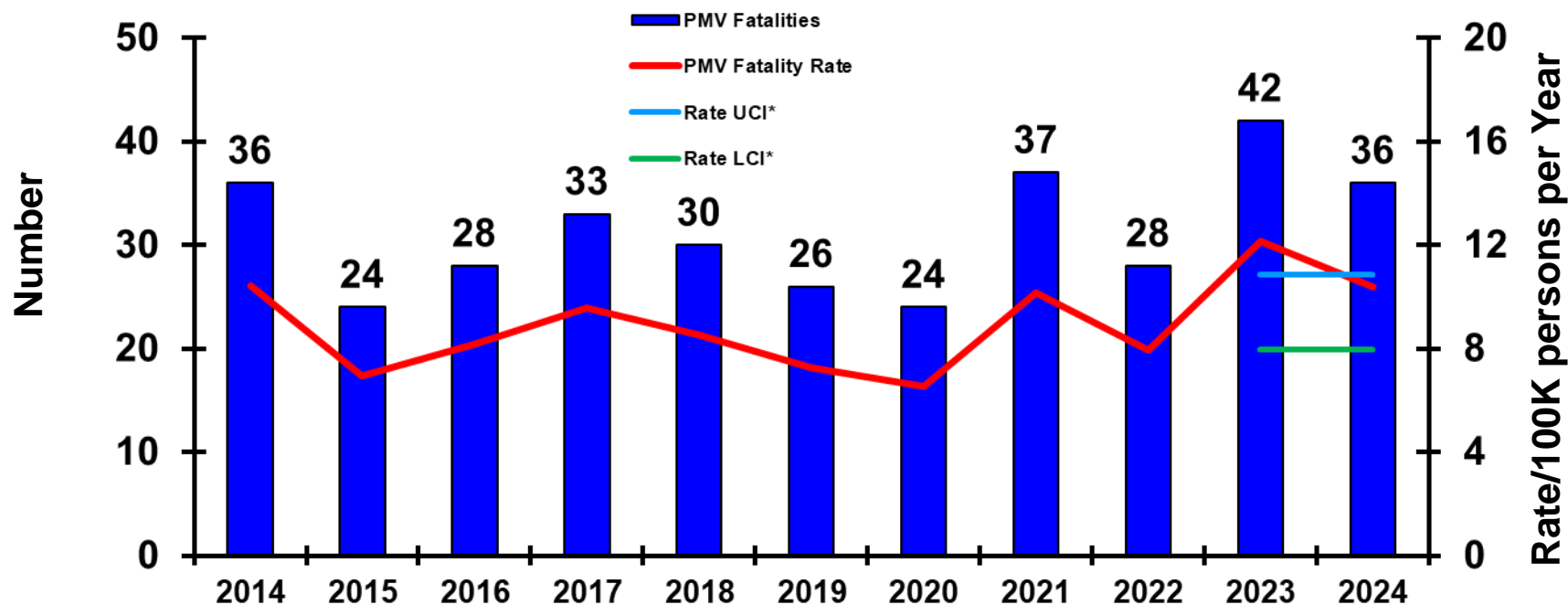


	PMV-4		PMV-2		PMV-0	
	30-Sep-24	30-Sep-23	30-Sep-24	30-Sep-23	30-Sep-24	30-Sep-23
CLASS A MISHAPS/MISHAP RATE FY COMPARISON:	12/3.47	15/4.24	23/6.64	23/6.51	4/1.16	2/0.58
FY23 MISHAPS/MISHAP RATE:	15/4.24		23/6.51		2/0.57	
10-YEAR AVERAGE (FY14-FY23) MISHAPS/MISHAP RATE:	12.40/3.67		16.40/4.92		2.20/0.64	

\*see last slide for definition of UCI/LCI



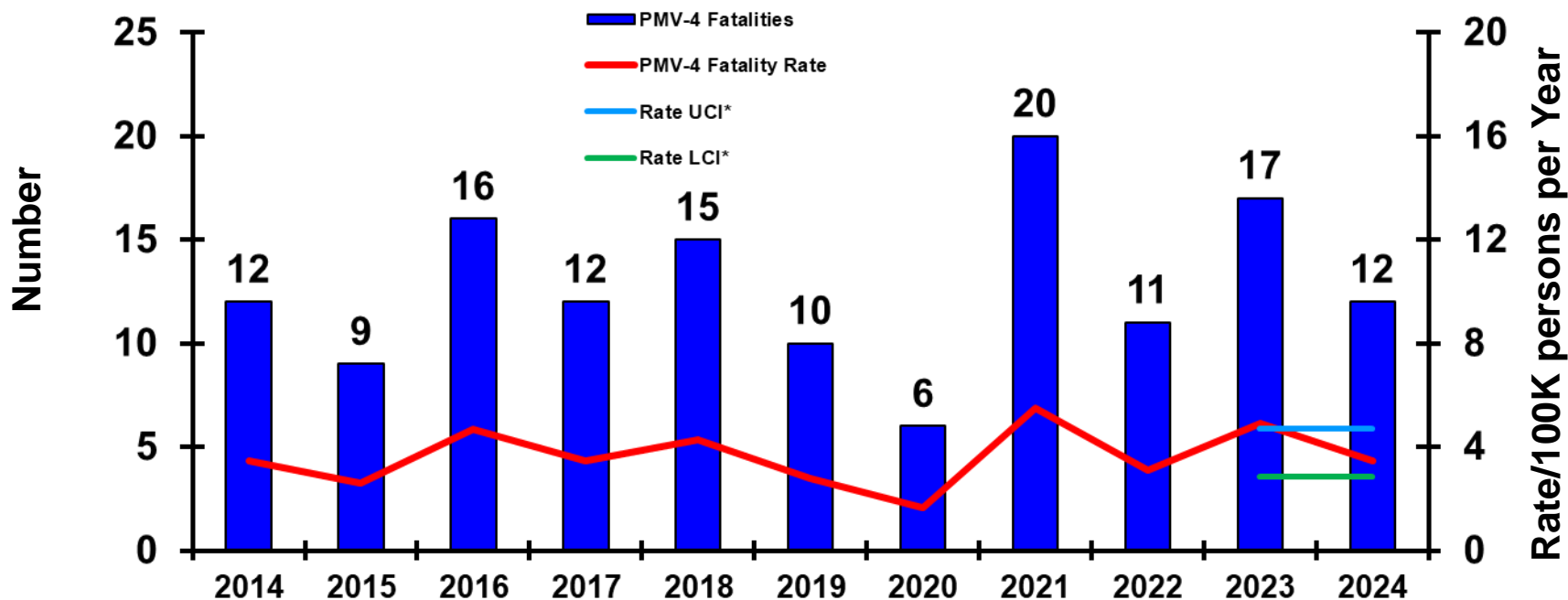
# CLASS 'A' – PRIVATE MOTOR VEHICLE (PMV) FATALITIES



	30-Sep-24	30-Sep-23
CLASS A MISHAPS/MISHAP RATE FY COMPARISON:	42/12.13	31/10.61
FY23 MISHAPS/MISHAP RATE:	42/12.13	
10-YEAR AVERAGE (FY14-FY23) MISHAPS/MISHAP RATE:	31.27/9.76	



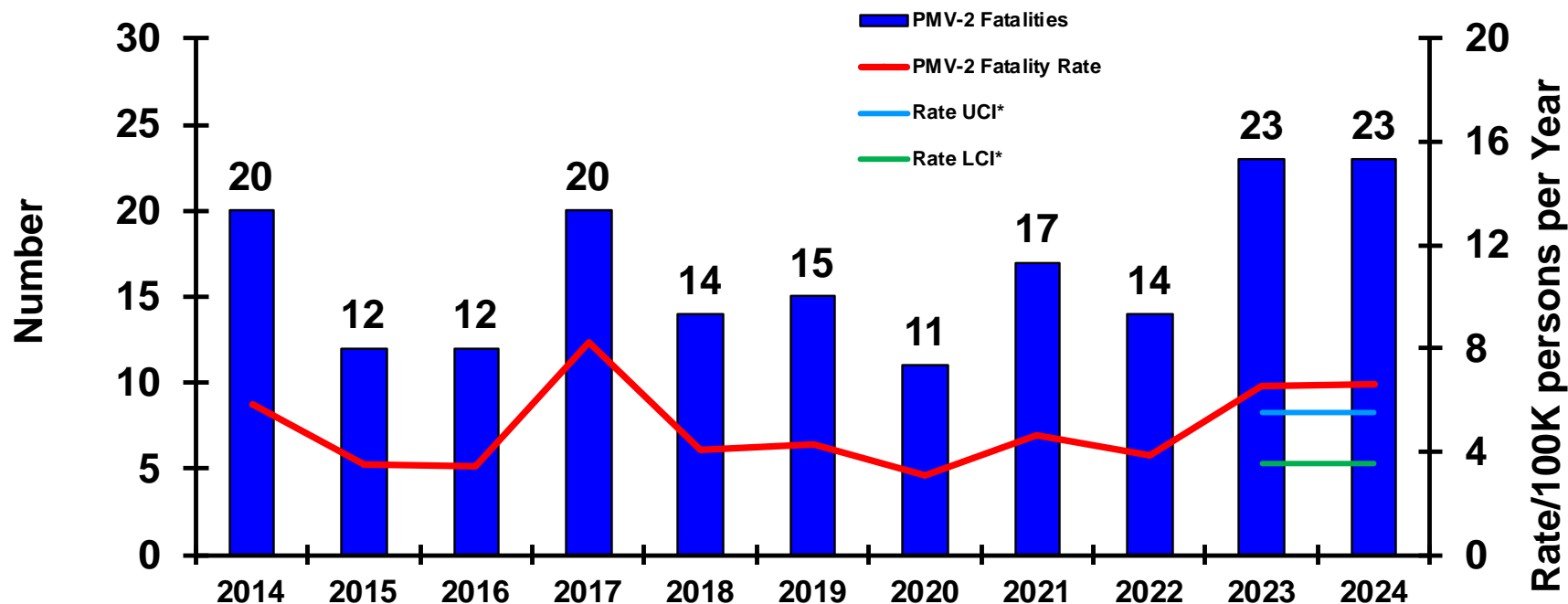
# CLASS 'A' - AUTOMOBILE (PMV-4) FATALITIES



	30-Sep-24	30-Sep-23
CLASS A MISHAPS/MISHAP RATE FY COMPARISON:	17/4.91	9/3.08
FY23 MISHAPS/MISHAP RATE:	17/4.91	
10-YEAR AVERAGE (FY14-FY23) MISHAPS/MISHAP RATE:	12.73/3.97	



# CLASS 'A' - MOTORCYCLE (PMV-2) FATALITIES



**CLASS A FATALITIES/FATALITY RATE FY COMPARISON:**

**FY23 FATALITIES/FATALITY RATE:**

**10-YEAR AVERAGE (FY14-FY23) FATALITIES/FATALITY RATE:**

**30-Sep-24**

23/6.64

23/6.51

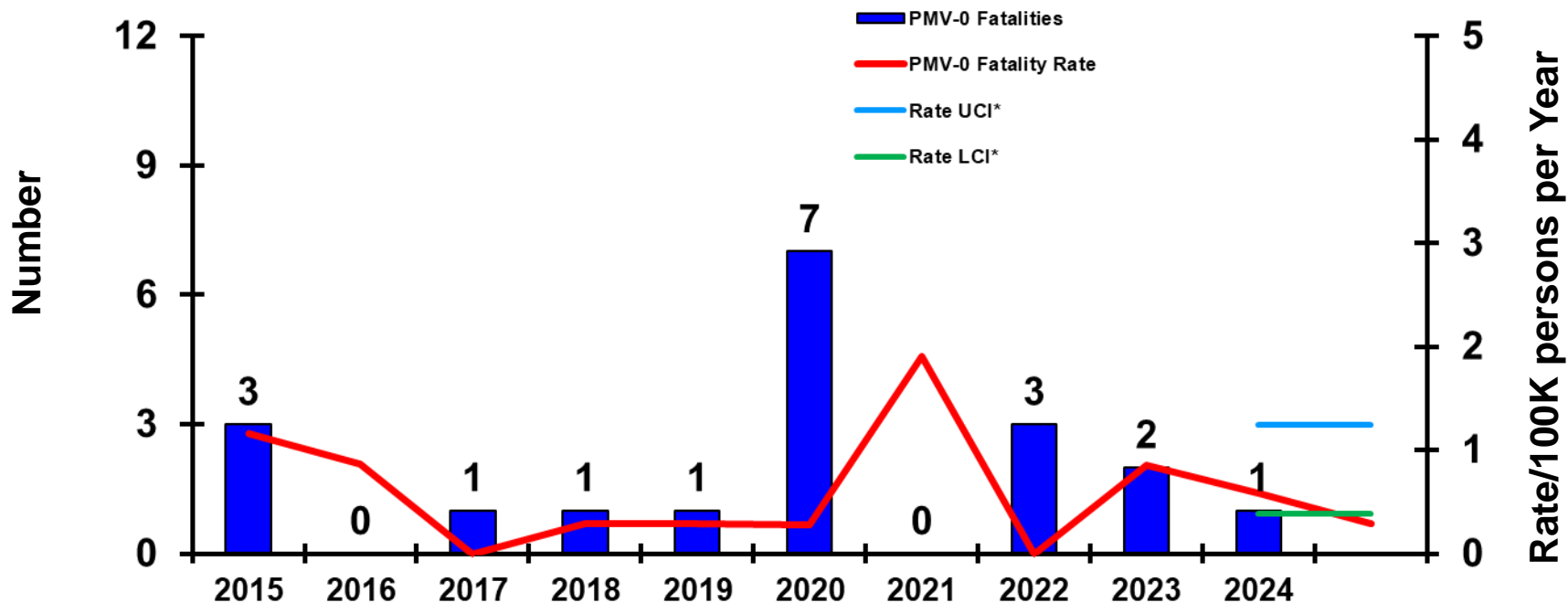
15.80/4.73

**30-Sep-23**

23/6.51



# CLASS 'A' - PEDESTRIAN (PMV-0) FATALITIES



**CLASS A MISHAPS/MISHAP RATE FY COMPARISON:**

**FY23 MISHAPS/MISHAP RATE:**

**10-YEAR AVERAGE (FY14-FY23) MISHAPS/MISHAP RATE:**

30-Sep-24

2/0.58

2/0.58

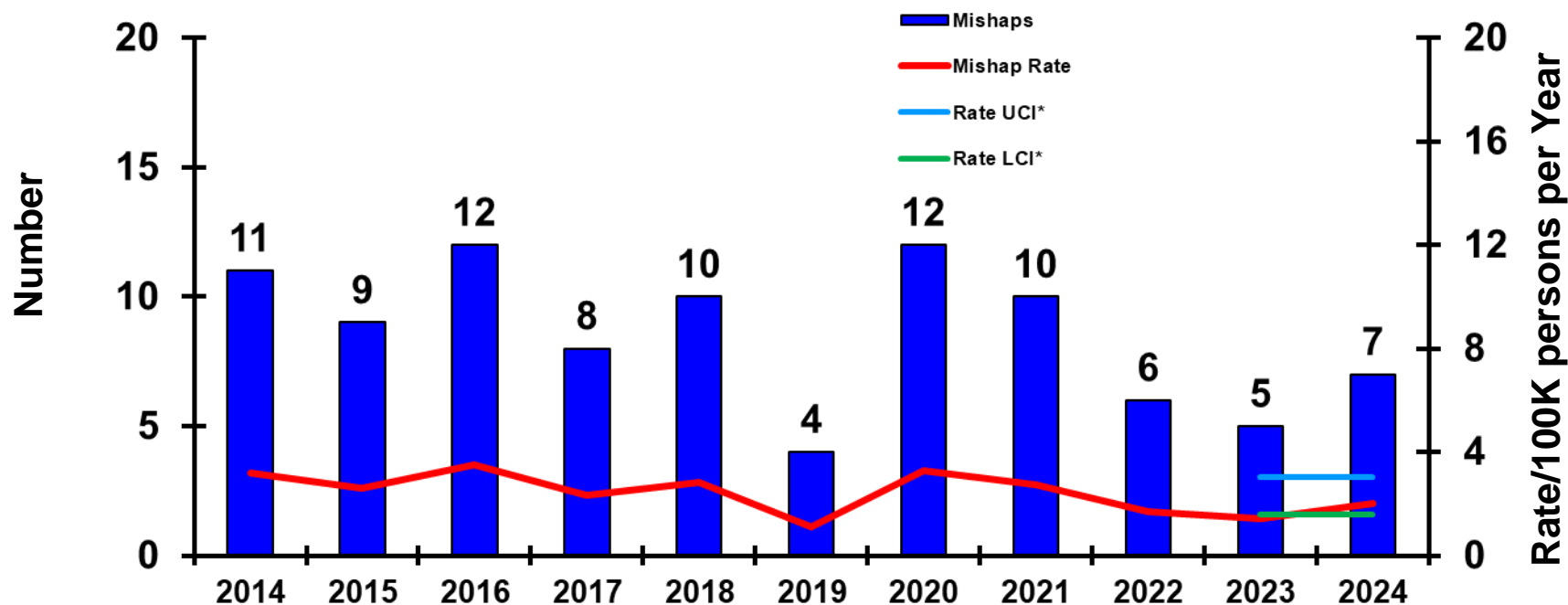
2.09/0.54

30-Sep-23

1/0.34



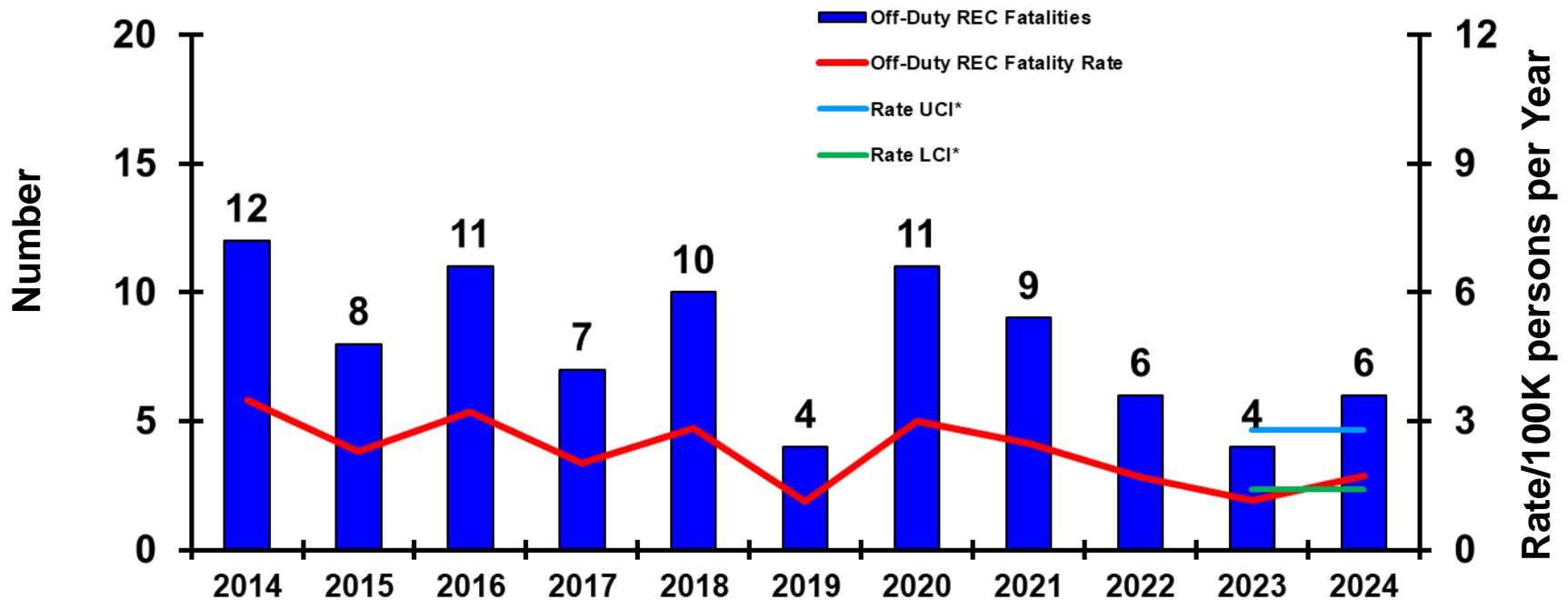
# CLASS 'A' - OFF-DUTY/REC MISHAPS



	30-Sep-24	30-Sep-23
<b>CLASS A MISHAPS/MISHAP RATE FY COMPARISON:</b>	7/1.44	3/1.03
<b>FY23 MISHAPS/MISHAP RATE:</b>	7/1.44	
<b>10-YEAR AVERAGE (FY14-FY23) MISHAPS/MISHAP RATE:</b>	8.55/2.36	



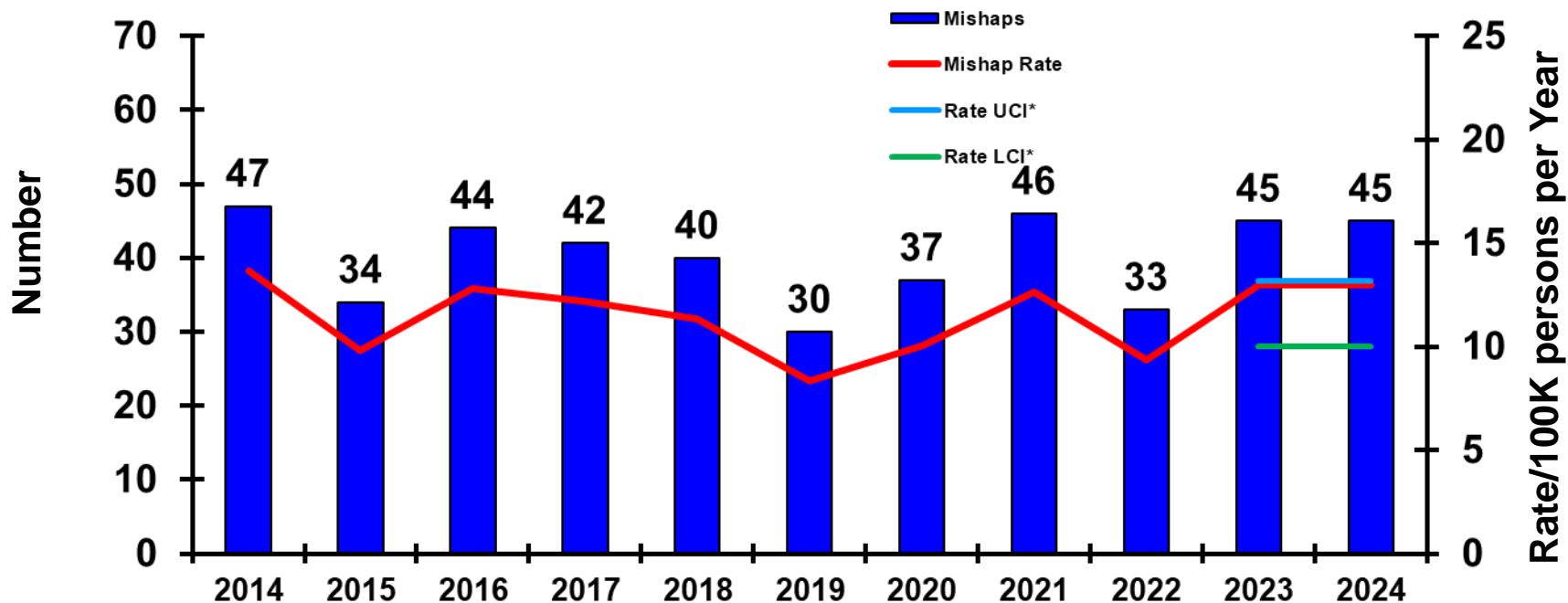
# CLASS 'A' - OFF-DUTY/REC FATALITIES



	30-Sep-24	30-Sep-23
<b>CLASS A MISHAPS/MISHAP RATE FY COMPARISON:</b>	4/1.16	3/1.03
<b>FY23 MISHAPS/MISHAP RATE:</b>	4/1.16	
<b>10-YEAR AVERAGE (FY14-FY23) MISHAPS/MISHAP RATE:</b>	8.00/2.16	



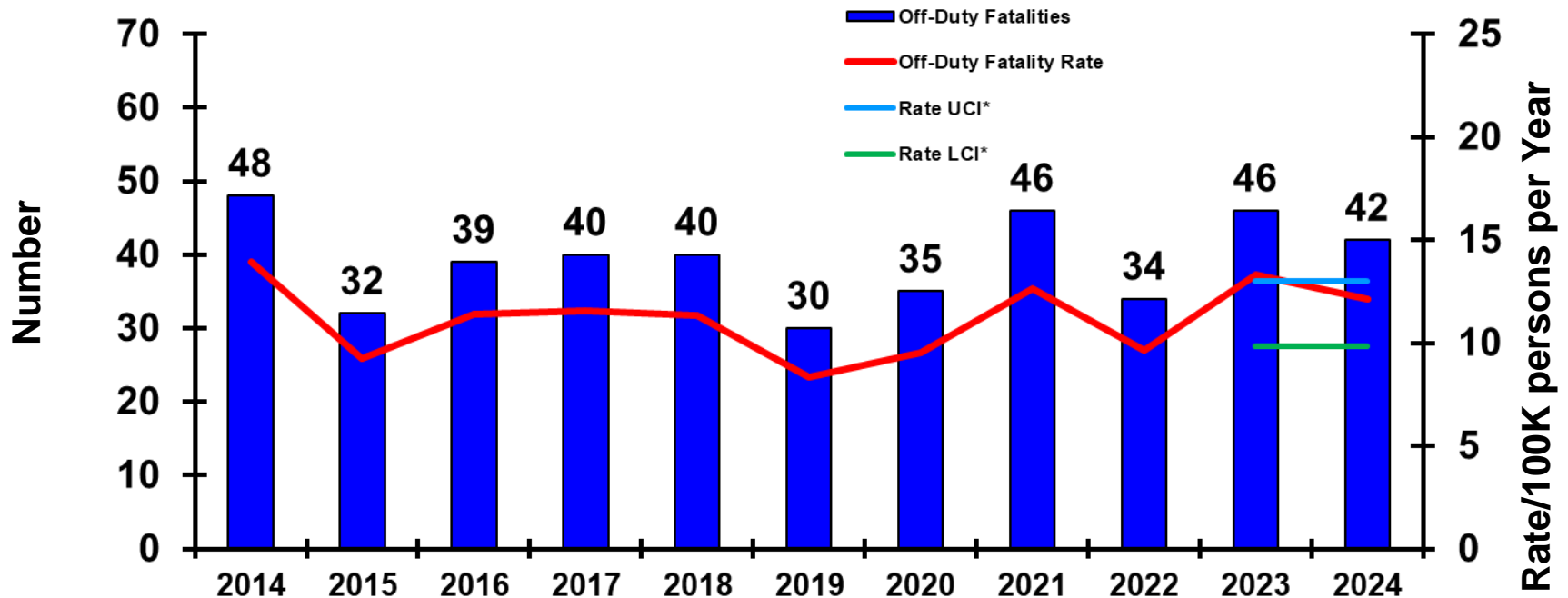
# CLASS 'A' - OFF-DUTY MISHAPS



	30-Sep-24	30-Sep-23
CLASS A MISHAPS/MISHAP RATE FY COMPARISON:	45/12.99	36/12.32
FY23 MISHAPS/MISHAP RATE:	45/12.99	
10-YEAR AVERAGE (FY14-FY23) MISHAPS/MISHAP RATE:	40.27/11.24	



# CLASS 'A' OFF-DUTY FATALITIES

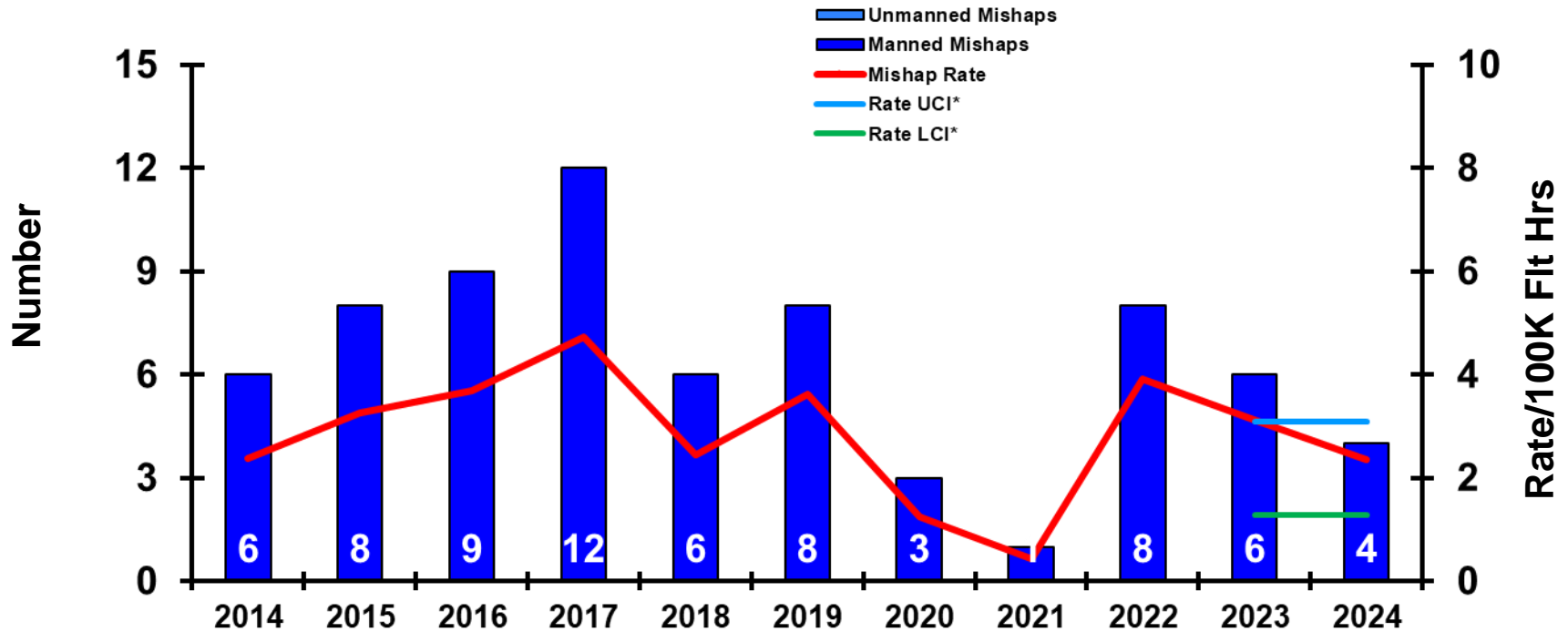


Slide does not show Government Civilian Fatalities: FY24 - 1

	30-Sep-24	30-Sep-23
CLASS A MISHAPS/MISHAP RATE FY COMPARISON:	46/13.28	34/11.63
FY23 MISHAPS/MISHAP RATE:	46/13.28	
10-YEAR AVERAGE (FY14-FY23) MISHAPS/MISHAP RATE:	39.27/10.90	



# CLASS 'A' - AVIATION MISHAPS

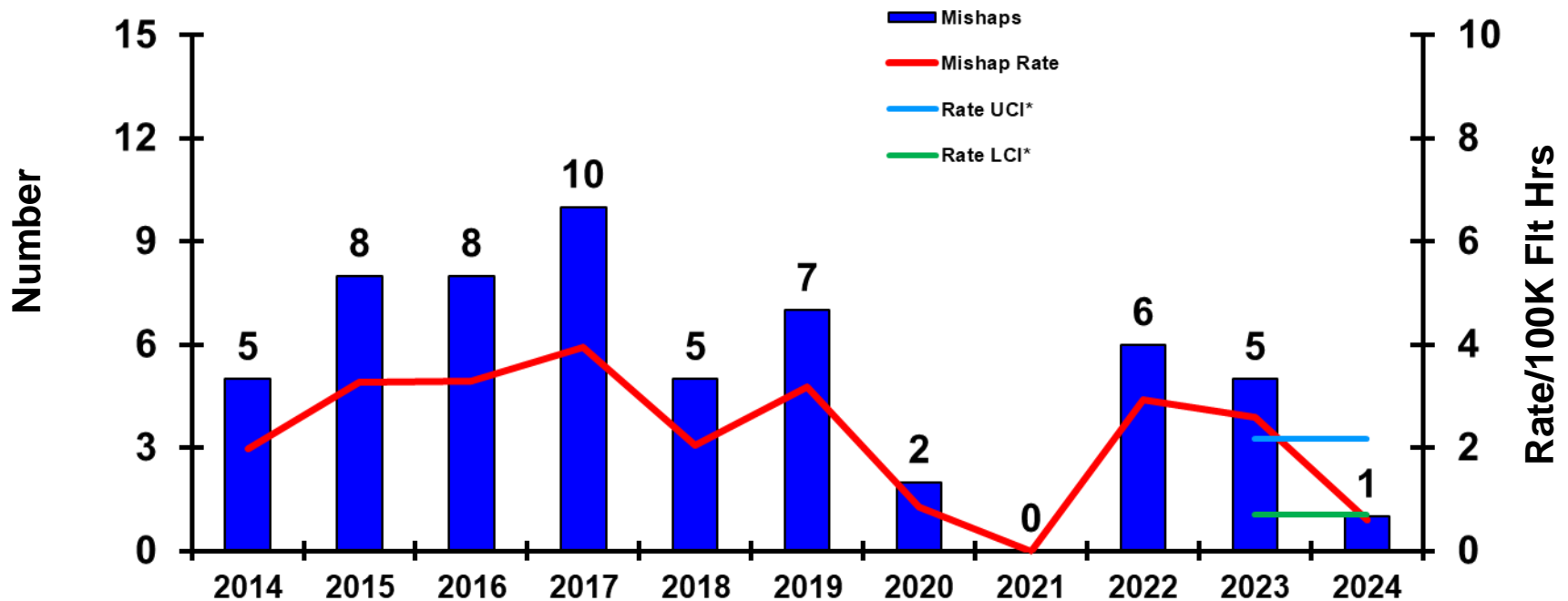


	30-Sep-24	30-Sep-23
CLASS A MISHAPS/MISHAP RATE FY COMPARISON:	6/3.12	4/2.46
FY23 MISHAPS/MISHAP RATE:	6/3.12	
10-YEAR AVERAGE (FY14-FY23) MISHAPS/MISHAP RATE:	6.45/2.80	



# CLASS 'A' - FLIGHT MISHAPS

*Manned Aircraft Only*

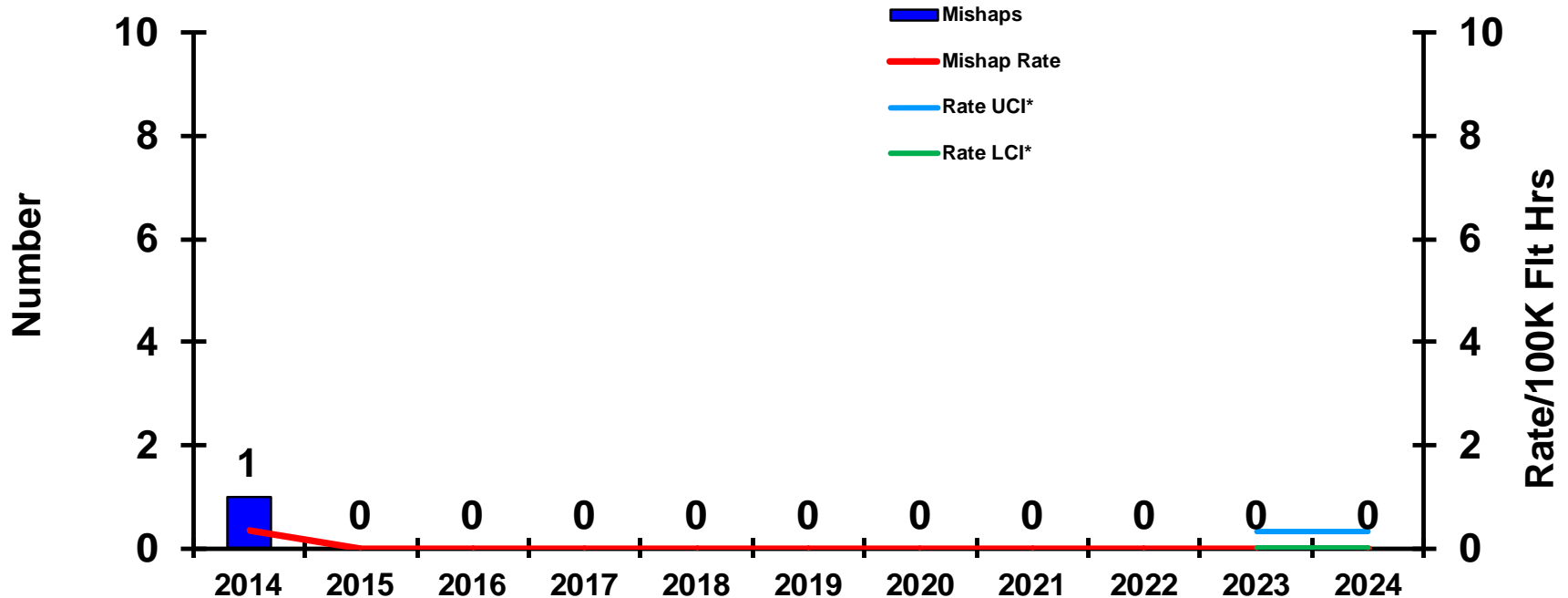


	6-Aug-25	6-Aug-24
CLASS A MISHAPS/MISHAP RATE FY COMPARISON:	5/2.60	1/0.62
FY23 MISHAPS/MISHAP RATE:	5/2.60	
10-YEAR AVERAGE (FY14-FY23) MISHAPS/MISHAP RATE:	5.18/2.24	



# CLASS 'A' - FLIGHT-RELATED (FREL) MISHAPS

*Manned Aircraft Only*

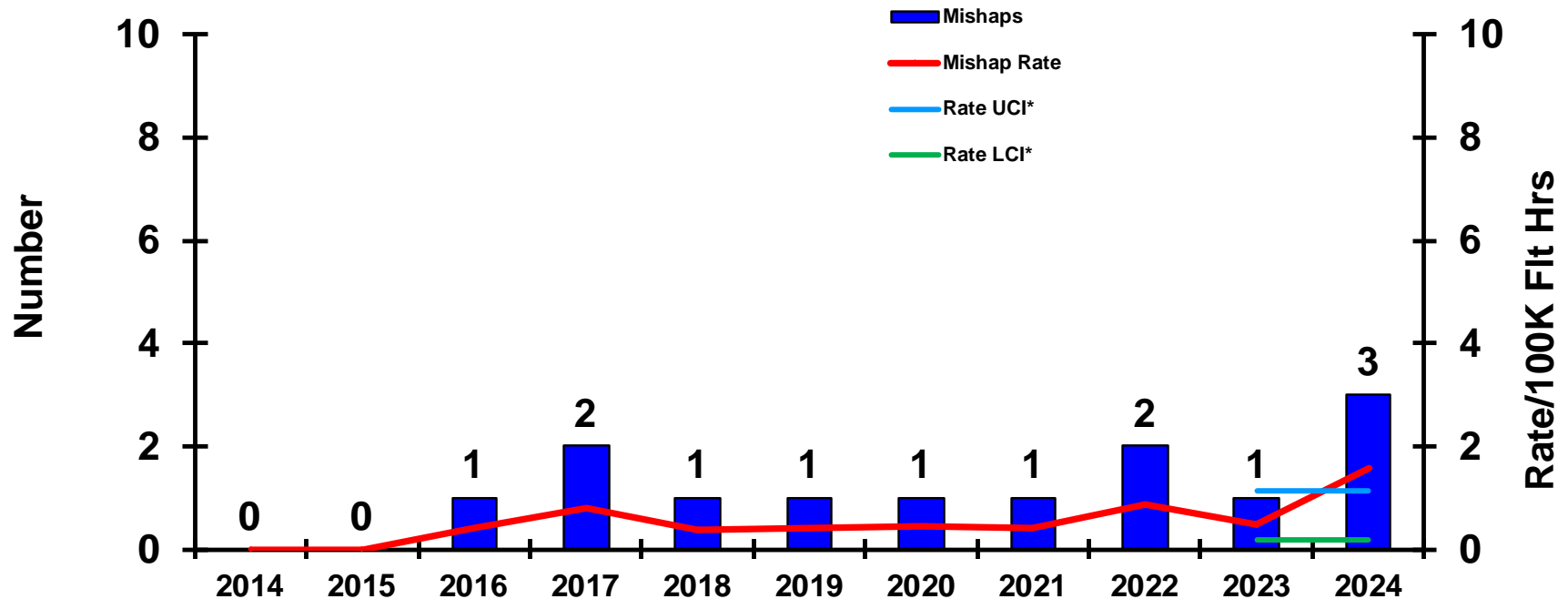


	30-Sep-24	30-Sep-23
CLASS A MISHAPS/MISHAP RATE FY COMPARISON:	0/0.00	0/0.00
FY23 MISHAPS/MISHAP RATE:	0/0.00	
10-YEAR AVERAGE (FY14-FY23) MISHAPS/MISHAP RATE:	0.10/0.03	



# CLASS 'A' - AVIATION GROUND MISHAPS (AGM)

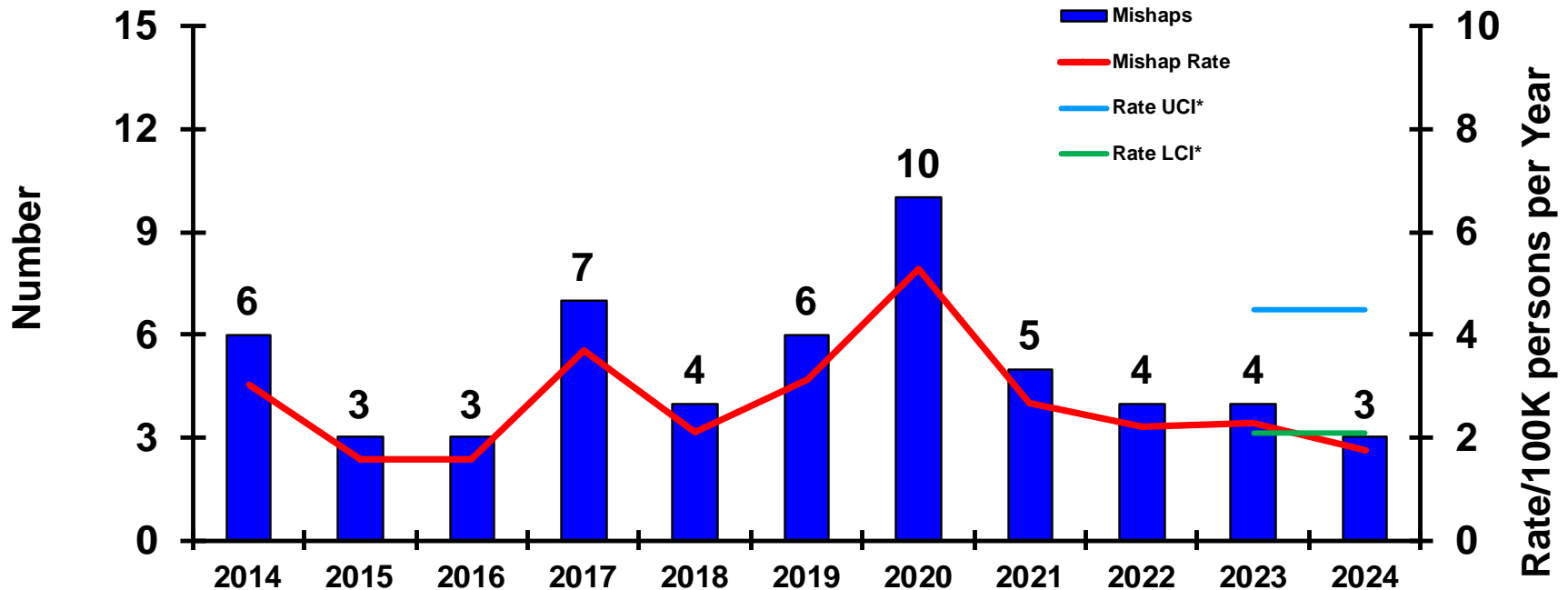
*Manned Aircraft Only*



	30-Sep-24	30-Sep-23
CLASS A MISHAPS/MISHAP RATE FY COMPARISON:	3/1.57	1/0.47
FY23 MISHAPS/MISHAP RATE:	1/0.47	
10-YEAR AVERAGE (FY14-FY23) MISHAPS/MISHAP RATE:	1.00/0.41	



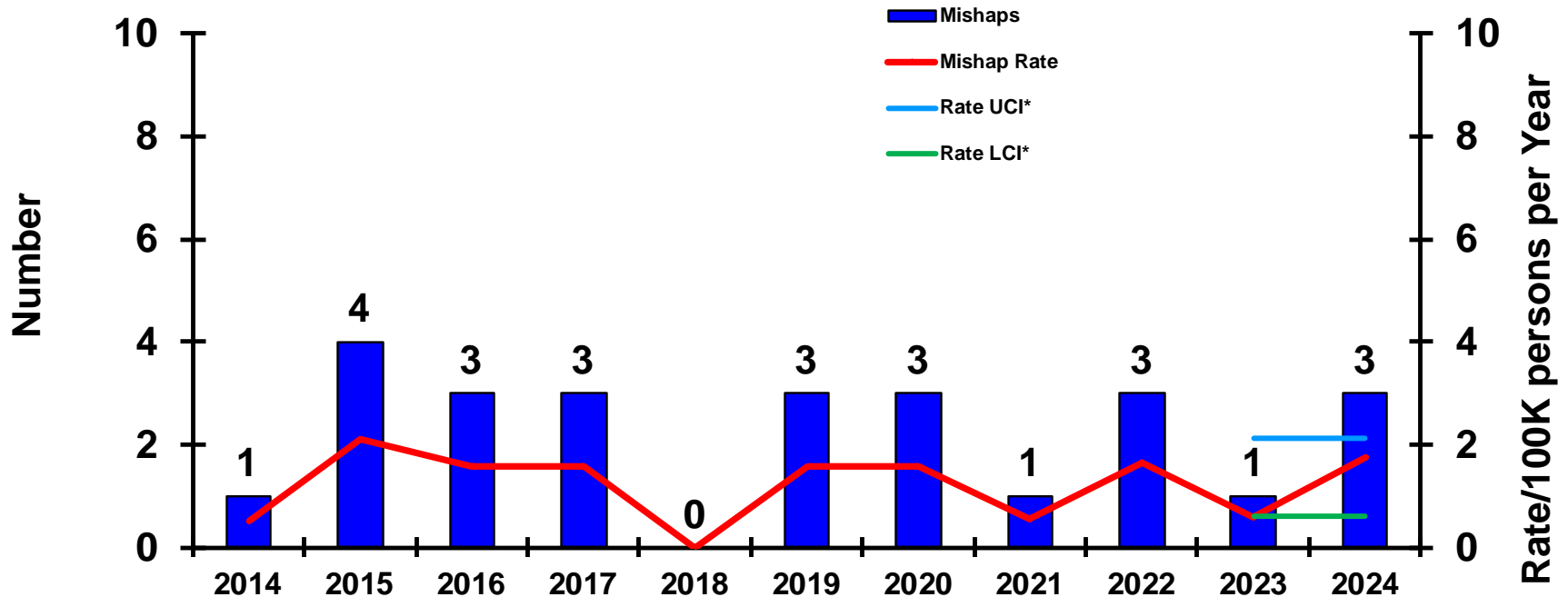
# CLASS 'A' - GROUND ON-DUTY MISHAPS



	30-Sep-24	30-Sep-23
CLASS A MISHAPS/MISHAP RATE FY COMPARISON:	3/1.74	4/2.27
FY23 MISHAPS/MISHAP RATE:	4/2.27	
10-YEAR AVERAGE (FY14-FY23) MISHAPS/MISHAP RATE:	5.20/2.75	



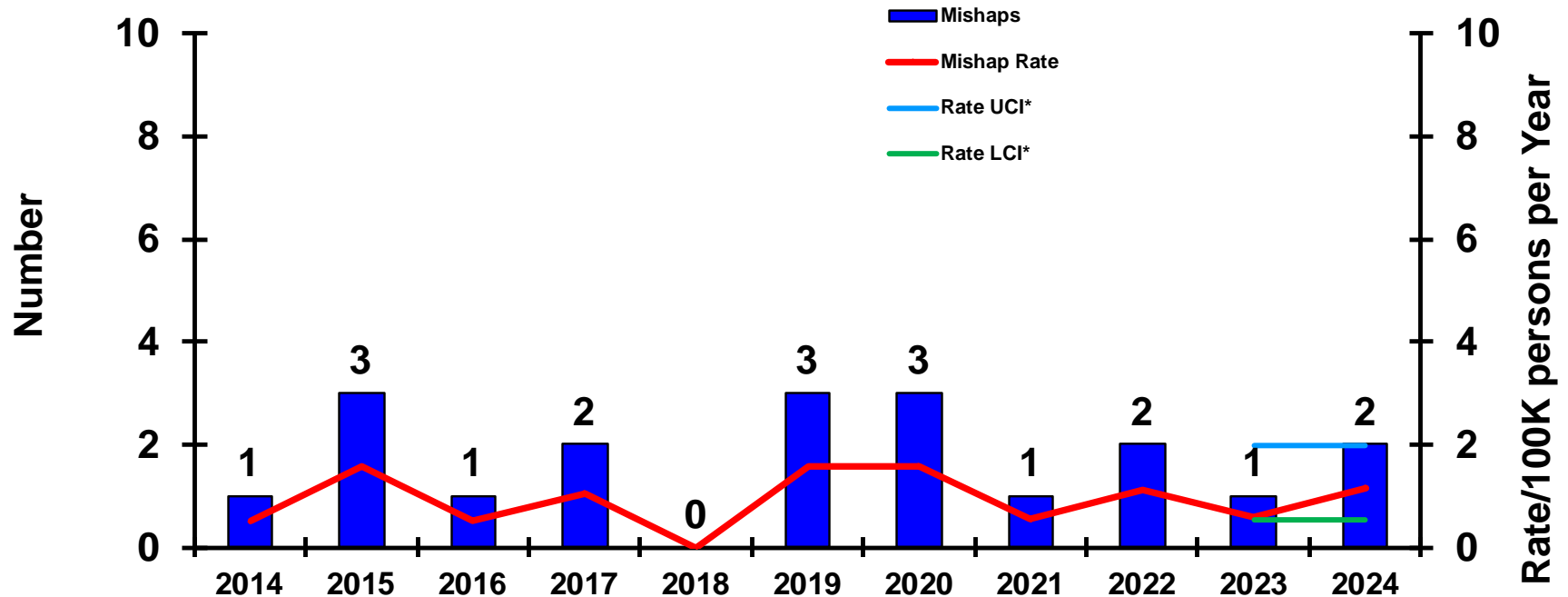
# CLASS 'A' - ON-DUTY MOTOR VEHICLE (MV) MISHAPS



	30-Sep-24	30-Sep-23
<b>CLASS A MISHAPS/MISHAP RATE FY COMPARISON:</b>	3/1.74	1/0.57
<b>FY23 MISHAPS/MISHAP RATE:</b>	1/0.57	
<b>10-YEAR AVERAGE (FY14-FY23) MISHAPS/MISHAP RATE:</b>	2.20/1.16	



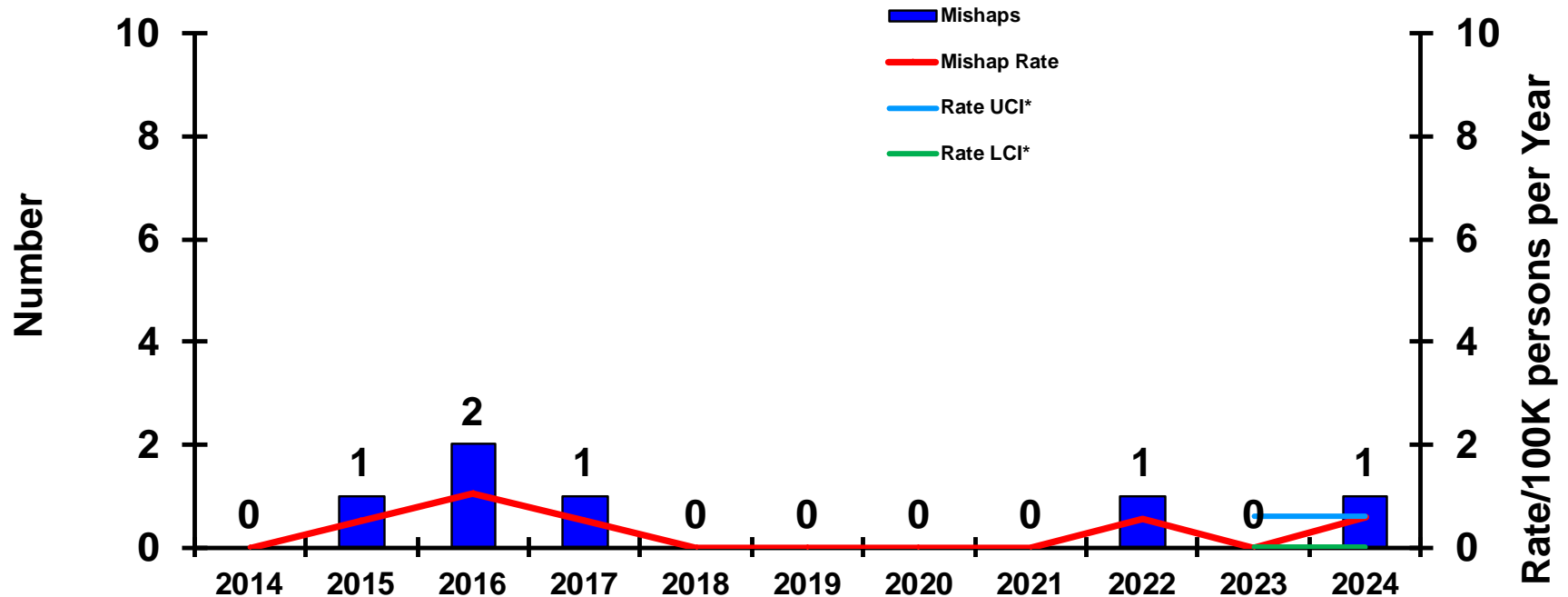
# CLASS 'A' – TACTICAL VEHICLE (TACVEH) MISHAPS



	30-Sep-24	30-Sep-23
CLASS A MISHAPS/MISHAP RATE FY COMPARISON:	2/1.16	1/0.57
FY23 MISHAPS/MISHAP RATE:	1/0.57	
10-YEAR AVERAGE (FY14-FY23) MISHAPS/MISHAP RATE:	1.70/0.90	



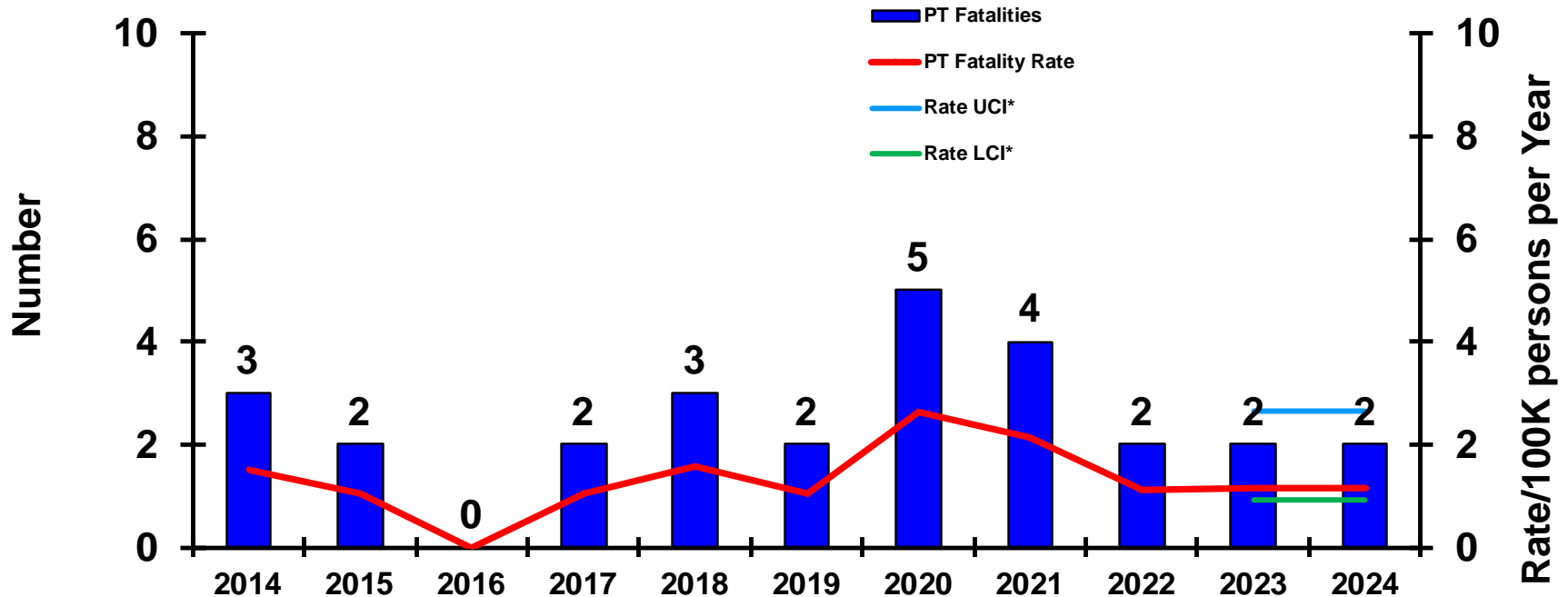
# CLASS 'A' – COMMERCIAL VEHICLE (COMMVEH) MISHAPS



	30-Sep-24	30-Sep-23
<b>CLASS A MISHAPS/MISHAP RATE FY COMPARISON:</b>	1/0.58	0/0.00
<b>FY23 MISHAPS/MISHAP RATE:</b>	0/0.00	
<b>10-YEAR AVERAGE (FY14-FY23) MISHAPS/MISHAP RATE:</b>	0.50/0.27	



# CLASS 'A' - PHYSICAL TRAINING FATALITIES



**CLASS A FATALITIES/FATALITY RATE FY COMPARISON:**

**FY23 FATALITIES/FATALITY RATE:**

**10-YEAR AVERAGE (FY14-FY23) FATALITIES/FATALITY RATE:**

30-Sep-24

2/1.16

2/1.13

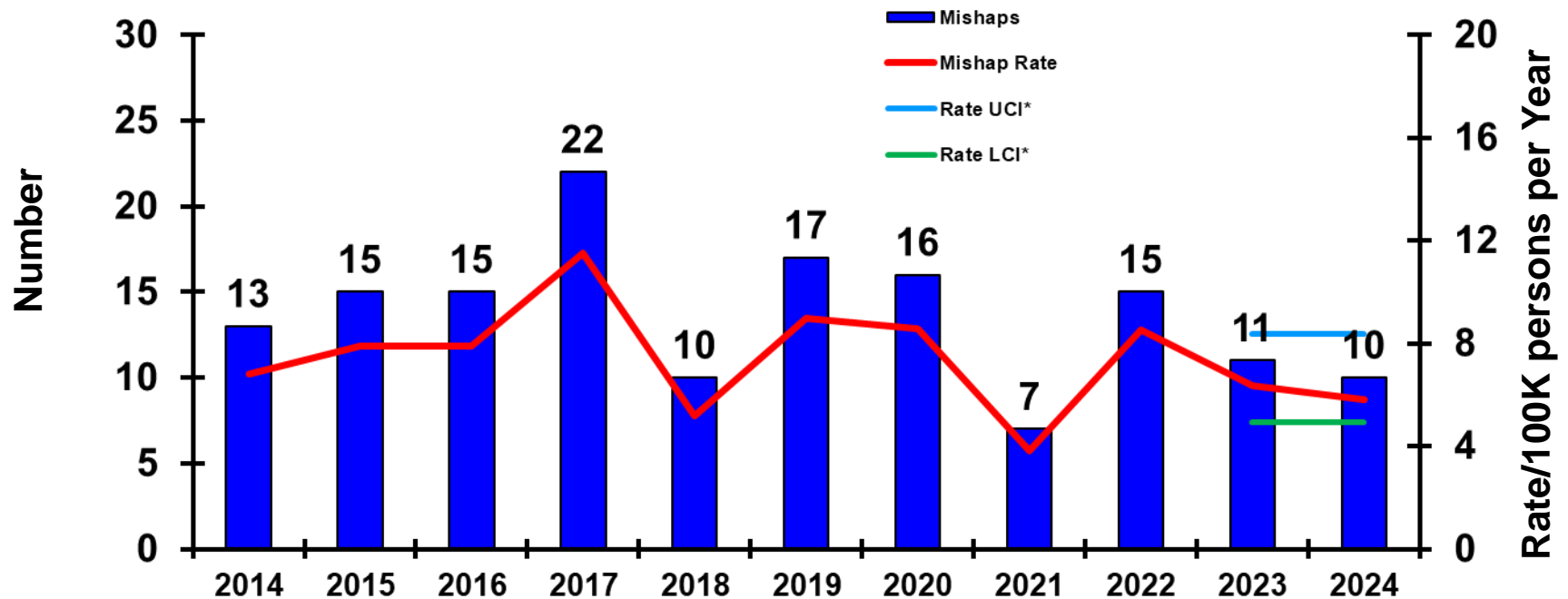
2.50/1.32

30-Sep-23

2/1.13



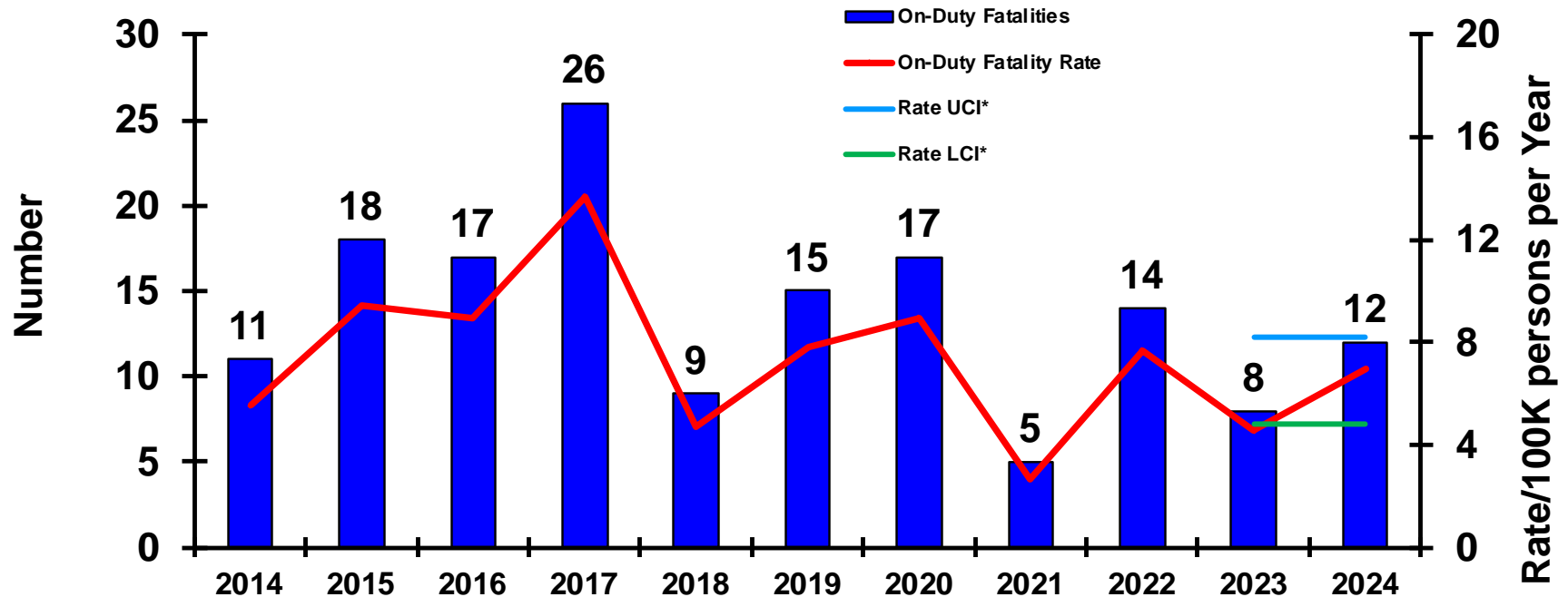
# CLASS 'A' - ON-DUTY MISHAPS



	30-Sep-24	30-Sep-23
CLASS A MISHAPS/MISHAP RATE FY COMPARISON:	11/6.37	10/6.87
FY23 MISHAPS/MISHAP RATE:	11/6.37	
10-YEAR AVERAGE (FY14-FY23) MISHAPS/MISHAP RATE:	13.73/7.41	



# CLASS 'A' - ON-DUTY FATALITIES



Slide does not show Government Civilian Fatalities: FY24 - 0

**CLASS A FATALITIES/FATALITY RATE FY COMPARISON:**

**FY23 FATALITIES/FATALITY RATE:**

**10-YEAR AVERAGE (FY14-FY23) FATALITIES/FATALITY RATE:**

30-Sep-24

12/6.95

8/4.53

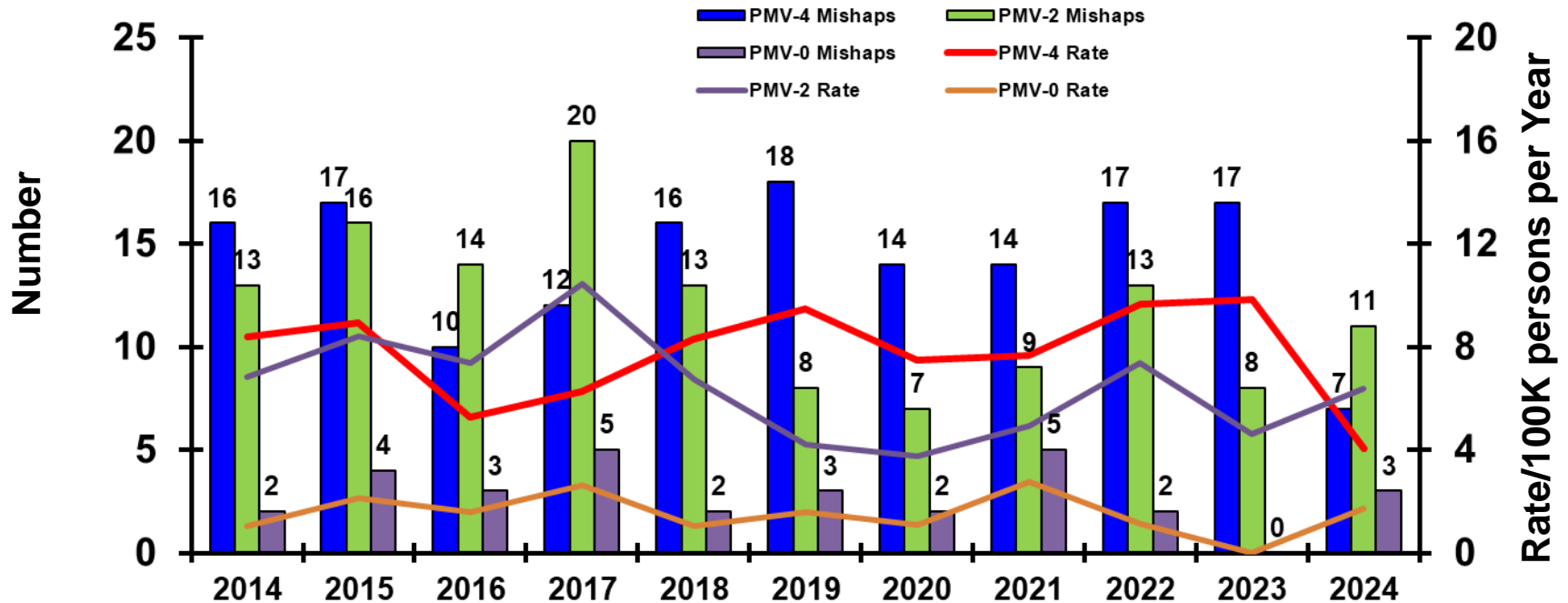
14.00/7.39

30-Sep-23

8/4.53



# CLASS 'A' – PRIVATE MOTOR VEHICLE (PMV) MISHAPS

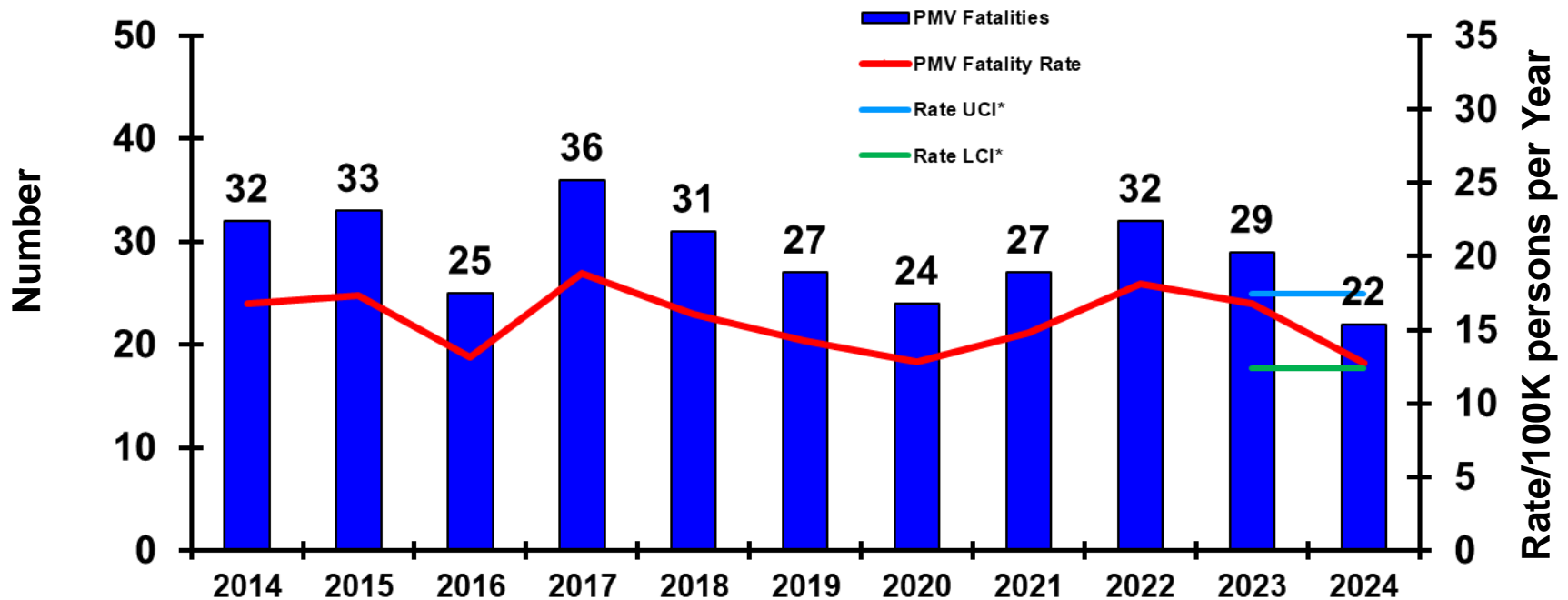


	PMV-4		PMV-2		PMV-0	
	30-Sep-24	30-Sep-23	30-Sep-24	30-Sep-23	30-Sep-24	30-Sep-23
CLASS A MISHAPS/MISHAP RATE FY COMPARISON:	17/9.85	7/4.81	8/4.64	11/7.55	0/0.00	2/1.37
FY23 MISHAPS/MISHAP RATE:	17/9.85		8/4.64		0/0.00	
10-YEAR AVERAGE (FY14-FY23) MISHAPS/MISHAP RATE:	14.36/7.62		12.00/6.39		2.82/1.56	

\*see last slide for definition of UCI/LCI



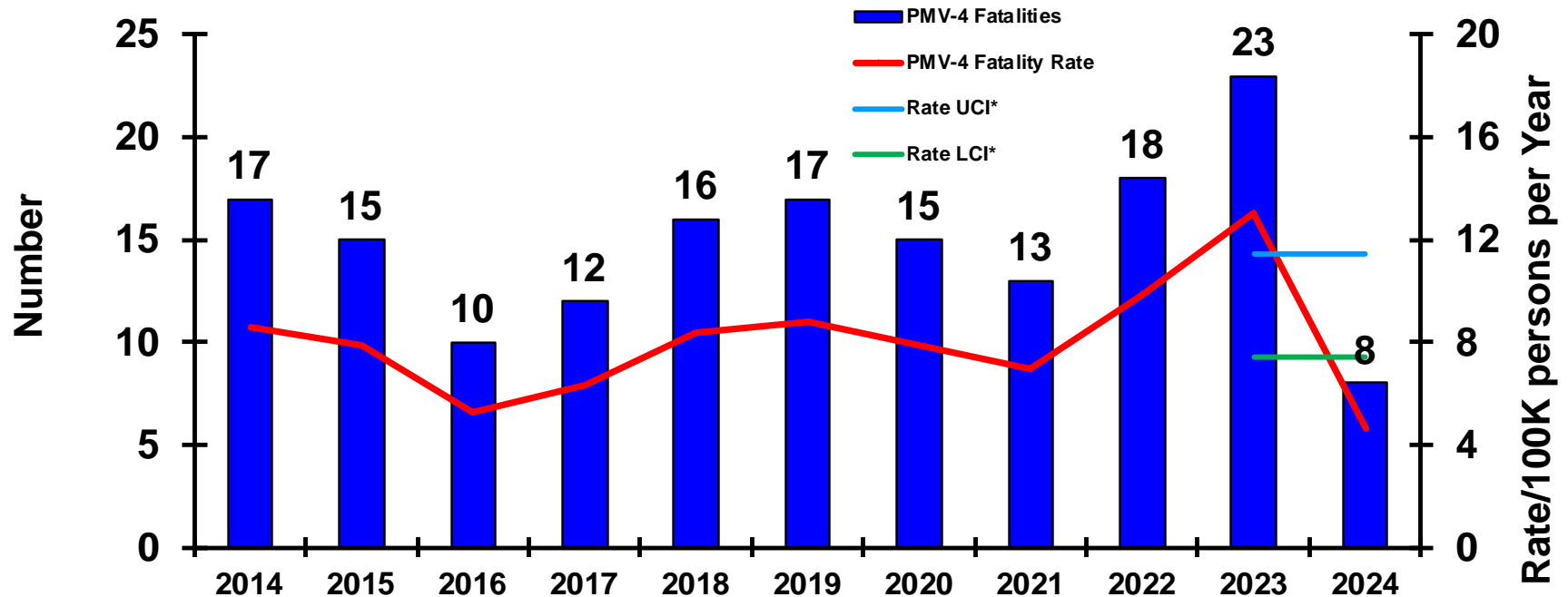
# CLASS 'A' – PRIVATE MOTOR VEHICLE (PMV) FATALITIES



	30-Sep-24	30-Sep-23
CLASS A MISHAPS/MISHAP RATE FY COMPARISON:	29/16.80	21/14.42
FY23 MISHAPS/MISHAP RATE:	29/16.80	
10-YEAR AVERAGE (FY14-FY23) MISHAPS/MISHAP RATE:	28.91/15.35	



# CLASS 'A' – AUTOMOBILE (PMV-4) FATALITIES



**CLASS A FATALITIES/FATALITY RATE FY COMPARISON:**

**FY23 FATALITIES/FATALITY RATE:**

**10-YEAR AVERAGE (FY14-FY23) FATALITIES/FATALITY RATE:**

30-Sep-24

8/4.64

23/13.04

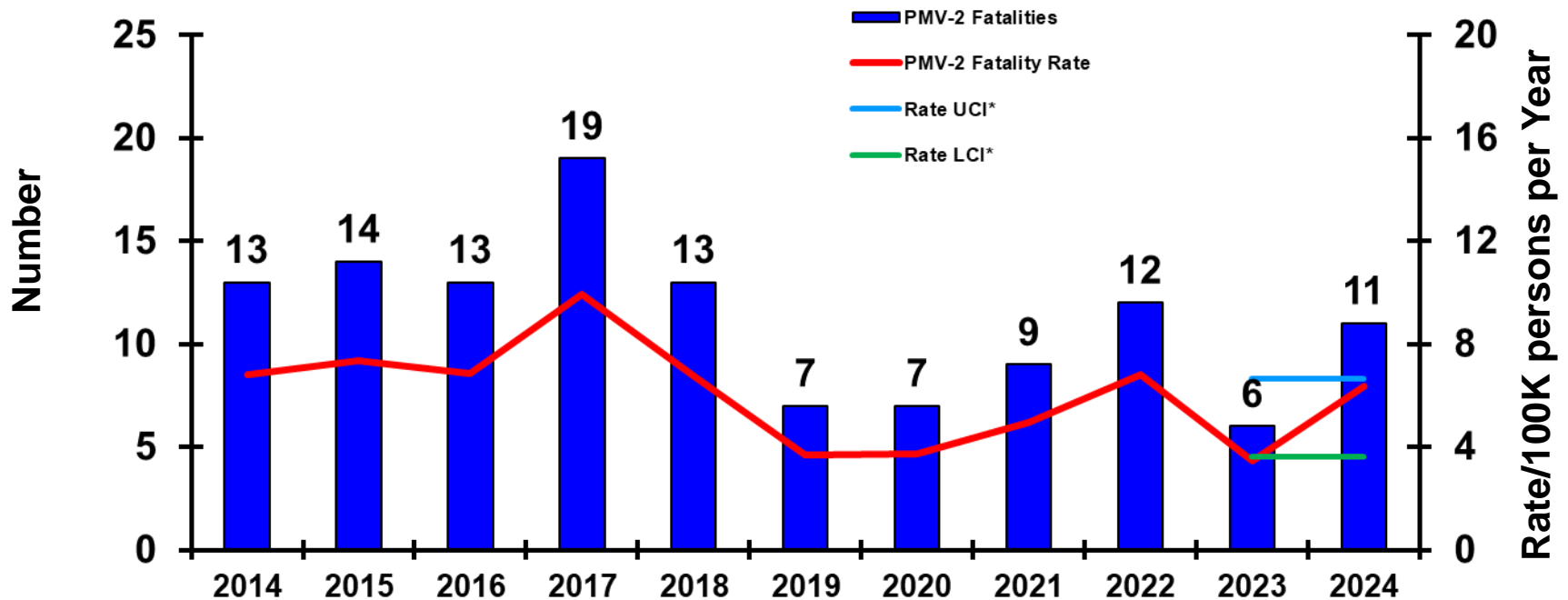
15.60/8.30

30-Sep-23

23/13.04



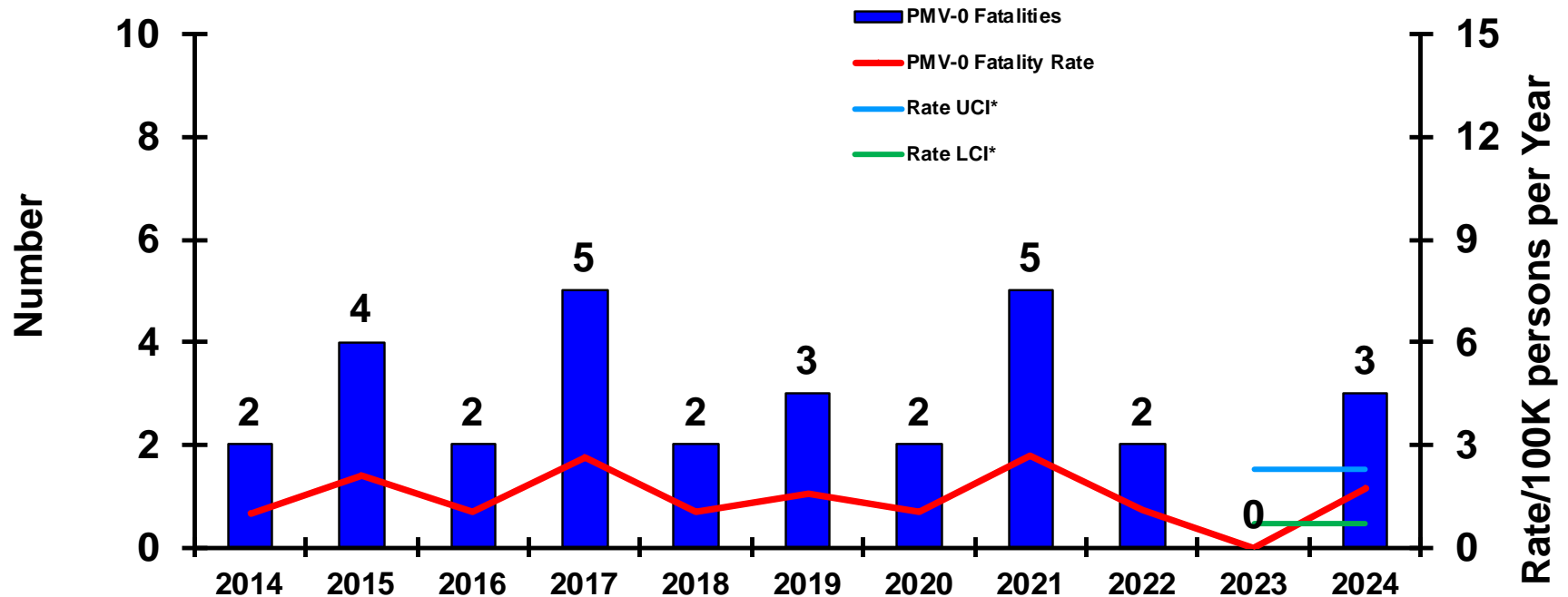
# CLASS 'A' – MOTORCYCLE (PMV-2) FATALITIES



	30-Sep-24	30-Sep-23
CLASS A MISHAPS/MISHAP RATE FY COMPARISON:	6/3.48	11/7.55
FY23 MISHAPS/MISHAP RATE:	6/3.48	
10-YEAR AVERAGE (FY14-FY23) MISHAPS/MISHAP RATE:	11.27/5.96	



# CLASS 'A' – PEDESTRIAN (PMV-0) FATALITIES



**CLASS A FATALITIES/FATALITY RATE FY COMPARISON:**

**FY23 FATALITIES/FATALITY RATE:**

**10-YEAR AVERAGE (FY14-FY23) FATALITIES/FATALITY RATE:**

**30-Sep-24**

3/1.74

0/0.00

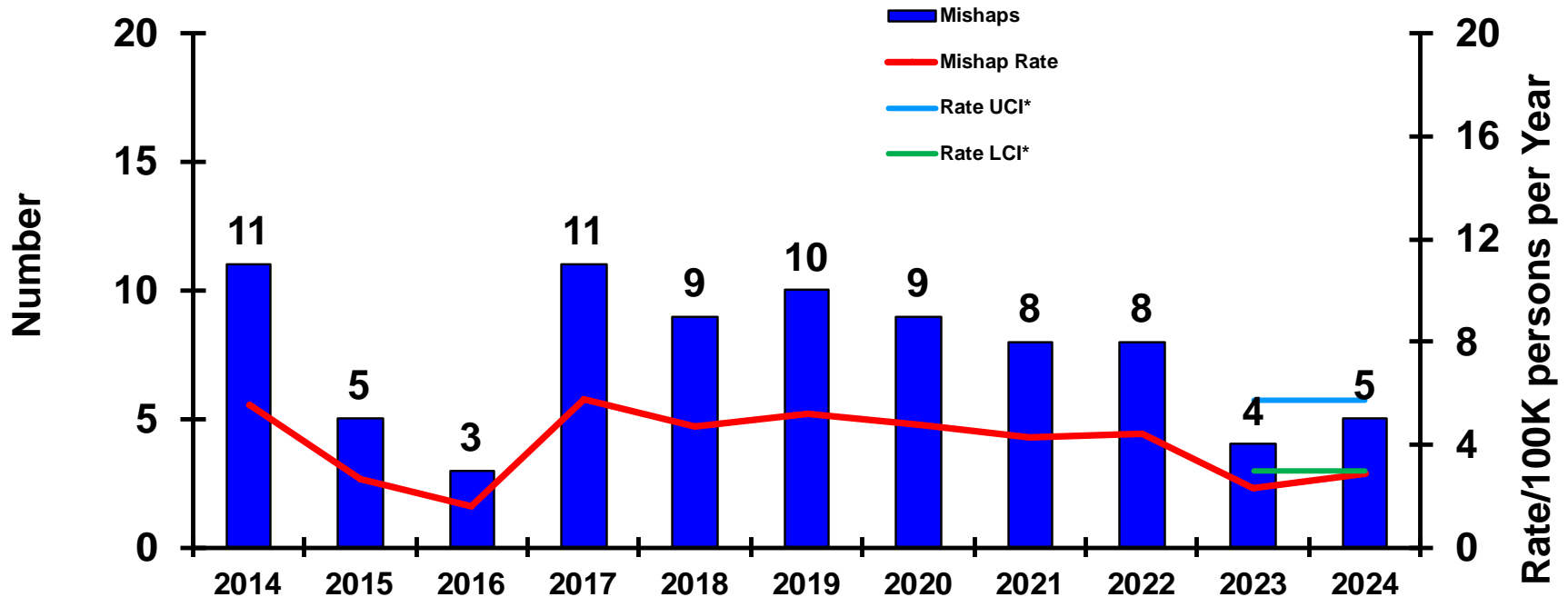
2.70/1.42

**30-Sep-23**

0/0.00



# CLASS 'A' - OFF-DUTY/REC MISHAPS

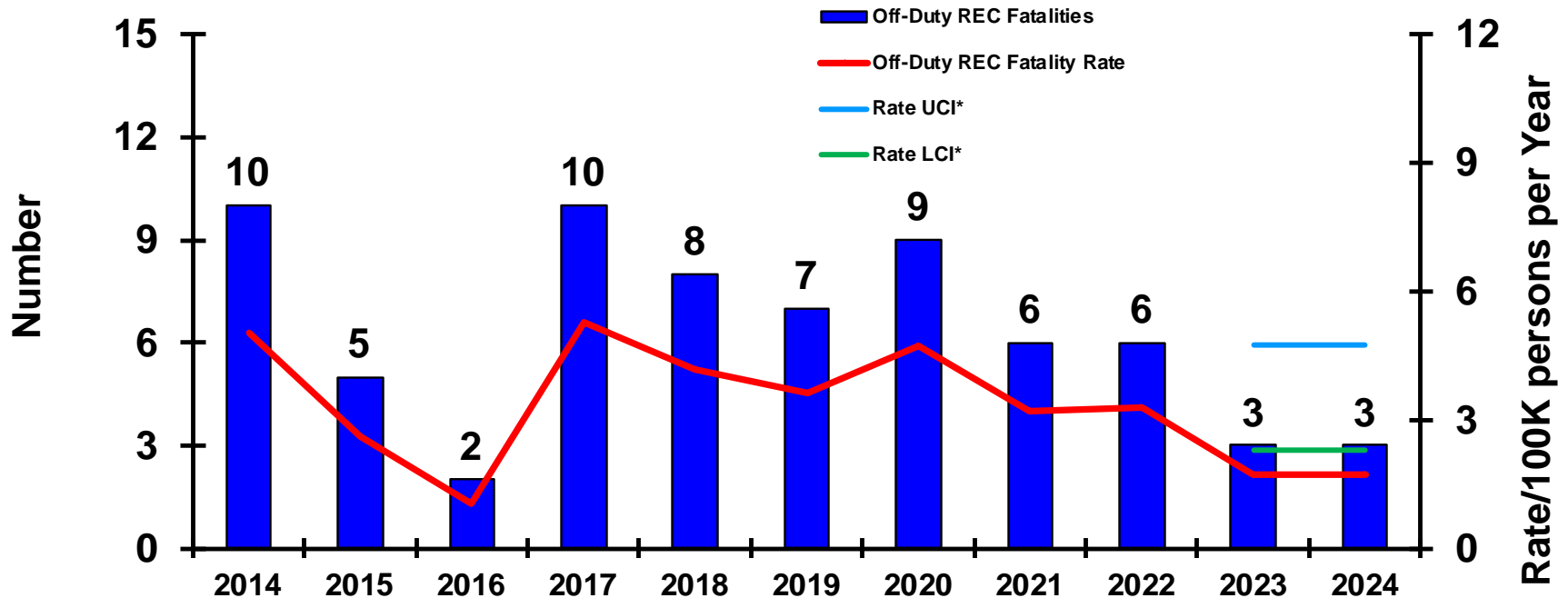


	30-Sep-24	30-Sep-23
CLASS A MISHAPS/MISHAP RATE FY COMPARISON:	5/2.90	4/2.27
FY23 MISHAPS/MISHAP RATE:	4/2.27	
10-YEAR AVERAGE (FY14-FY23) MISHAPS/MISHAP RATE:	7.80/4.11	

\*see last slide for definition of UCI/LCI



# CLASS 'A' - OFF-DUTY/REC FATALITIES



**CLASS A FATALITIES/FATALITY RATE FY COMPARISON:**

**FY23 FATALITIES/FATALITY RATE:**

**10-YEAR AVERAGE (FY14-FY23) FATALITIES/FATALITY RATE:**

30-Sep-24

3/1.74

3/1.70

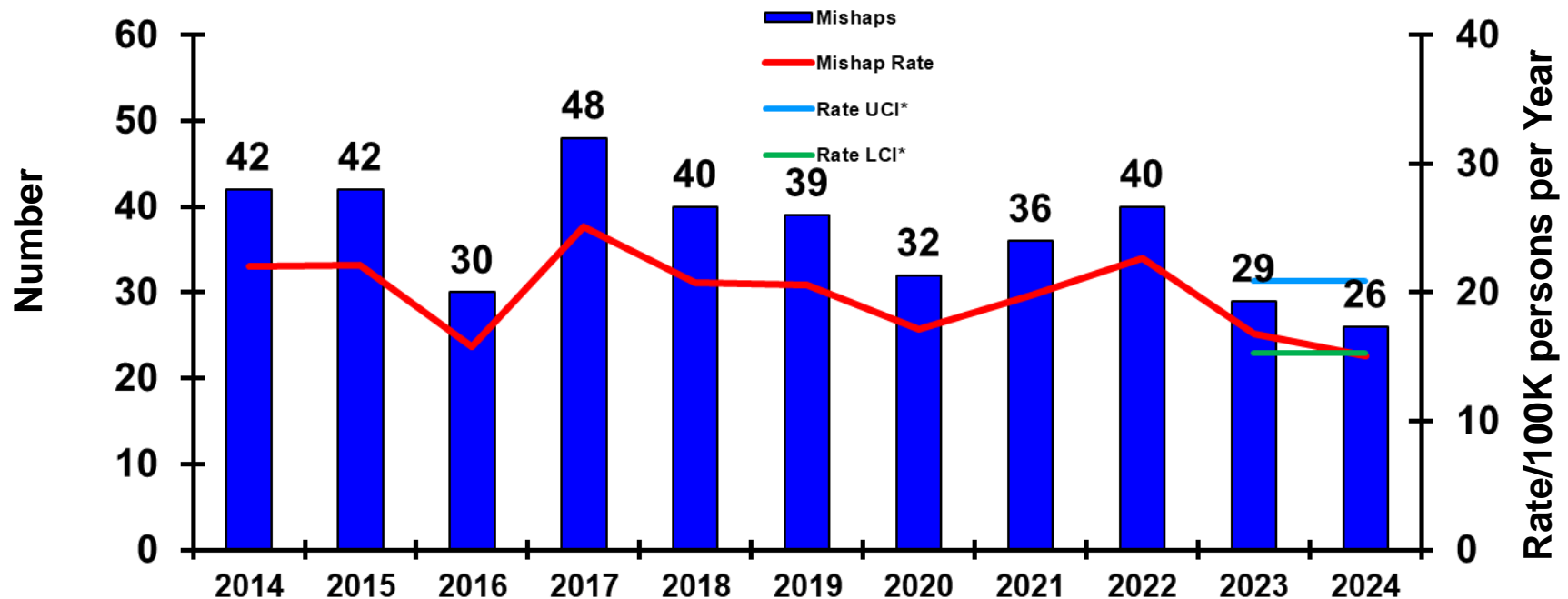
6.60/3.47

30-Sep-23

3/1.70



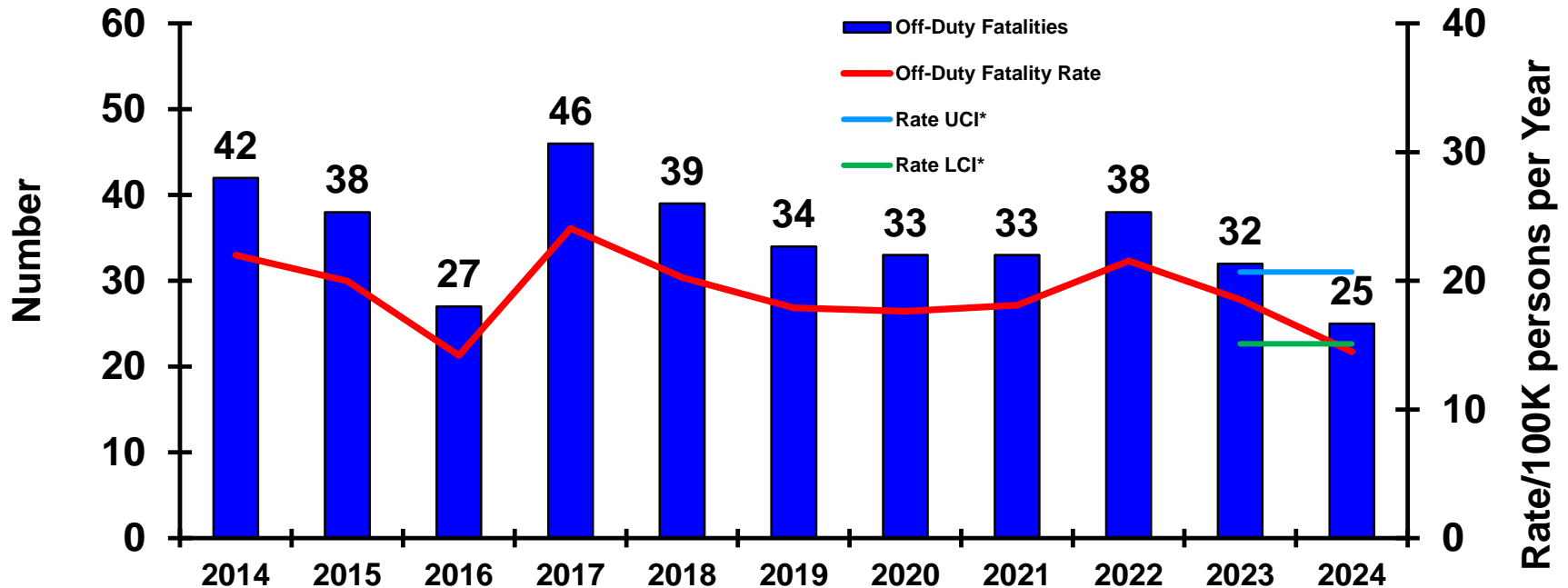
# CLASS 'A' OFF-DUTY MISHAPS



	30-Sep-24	30-Sep-23
CLASS A MISHAPS/MISHAP RATE FY COMPARISON:	29/16.80	24/16.48
FY23 MISHAPS/MISHAP RATE:	29/16.80	
10-YEAR AVERAGE (FY14-FY23) MISHAPS/MISHAP RATE:	36.73/19.43	



# CLASS 'A' OFF-DUTY FATALITIES



Slide does not show Government Civilian Fatalities: FY24 - 0

	30-Sep-24	30-Sep-23
CLASS A MISHAPS/MISHAP RATE FY COMPARISON:	32/18.54	23/15.79
FY23 MISHAPS/MISHAP RATE:	32/18.54	
10-YEAR AVERAGE (FY14-FY23) MISHAPS/MISHAP RATE:	35.18/18.52	



# **USN - SHORT NARRATIVES**

## **USN CLASS 'A' - AVIATION CLASS A MISHAPS (includes UAS/UAV, FRMs and AGMs not included in the Flight Slide) (9)**

- **CLASS A FLIGHT MISHAPS (7)**
  - 15 Aug 2024 (NAS Fallon, NV) MH-60S: Two aircraft experienced hard landings during training. All aircrew recovered with minor injuries. No fatalities.
  - 28 May 2024 (Albuquerque, NM) F-35B crashed during a ferry flight. Pilot successfully ejected with non-life threatening injuries.
  - 11 Jan 2024 (San Diego, CA) MH-60R experienced a flight mishap during training. No fatalities, one minor injury to aircrew.
  - 20 Nov 2023 (Marine Corps Base Kaneohe, HI) P-8A departed runway, no injuries to aircrew.
  - 19 Nov 2023 (Laoag, Philippines) P-8A experienced equipment failure on landing, aircraft damaged, no aircrew injuries reported.
  - 7 Nov 2023 (Location Withheld – OPSEC) E-2D damaged during landing at USS Ship.
  - 8 Oct 2023 (Location Withheld – OPSEC) F/A-18E damaged during aerial refueling, safely returned to base, no injury to aircrew.
- **CLASS 'A' FLIGHT-RELATED MISHAPS (FREL) (0)**
  - NSTR
- **CLASS 'A' AGM MISHAPS (1)**
  - 13 May 2024 (NAS Whiting Field, FL) Multiple TH-73s damaged due to inclement weather, no injuries reported.
- **CLASS 'A' MISHAP – UAV (1)**
  - 28 Jan 2024 (Location Withheld – OPSEC) MQ-8C experienced aviation ground mishap, no injury to personnel. (UAV)

## **USN CLASS 'A' - AFLOAT MISHAPS (9)**

- **CLASS A SURFACE SHIP MISHAPS (1)**
  - 01 May 2024 (Location Withheld - OPSEC) Collision during LCAC night operations resulted in damaged assets and injuries to personnel.



# **USN - SHORT NARRATIVES**

## **USN CLASS 'A' - AFLOAT MISHAPS (10) - Continued**

- **CLASS A SUBMARINE MISHAPS (2)**
  - 24 May 2024 (NS Norfolk, VA) SVM electrocuted on sub. Pronounced deceased at scene.
  - 1 Dec 2023 (Location Withheld – OPSEC) Equipment damaged during training.
- **CLASS 'A' CNIC/NSW/NECC MISHAPS (2)**
  - 28 Apr 2024 (WPNS Station Yorktown, VA) SVM fell overboard during security boat training, died at scene.
  - 11 Jan 2024 (Location Withheld – OPSEC) 2 x SVM declared missing at sea, presumed deceased.
- **CLASS 'A' MSC AFLOAT MISHAPS (4)**
  - 23 Sep 2024 (Location Withheld – OPSEC) USNS ran aground, no injury to crew.
  - 1 Aug 2024 (IVO San Diego, CA) USNS had equipment casualty underway, returned to port safely, no injury to crew.
  - 21 Jan 2024 (Location Withheld) USNS experienced flooding casualty, no injury to crew.
  - 15 Nov 2023 (Location Withheld – OPSEC) Damaged material during USNS ship replenishment, no injury to crew.

## **USN CLASS 'A' - SHORE MISHAPS (3)**

- **CLASS A SHORE MISHAPS (2)**
  - 4 Jun 2024 (NAS Jacksonville, FL) SVM drowned during training event. Died at hospital.
  - 7 Dec 2023 (NS Norfolk, VA) Government civilian fell during maintenance evolution, died at scene.
- **CLASS 'A' PHYSICAL TRAINING MISHAPS (1)**
  - 5 May 2024 (Naval Base Kitsap, Bangor, WA) SVM collapsed during on-duty PT run, died at scene.

## **USN CLASS 'A' - ON-DUTY MOTOR VEHICLE MISHAPS (1)**

- **CLASS 'A' TACTICAL VEHICLE MISHAPS (0)**
  - NSTR
- **CLASS 'A' COMMERCIAL VEHICLE MISHAPS (1)**
  - 26 Jan 2024 (IVO NAB Coronado Silver Strand Training Complex (SSTC), CA) SVM involved in a government vehicle accident, died at scene.



# **USN - SHORT NARRATIVES**

## **USN CLASS 'A' - PMV FATALITIES (36)**

### **• PMV-4 FATALITIES (12)**

- 22 Sep 2024 (Virginia Beach, VA) SVM was a passenger in a motor vehicle accident, died at hospital.
- 14 Sep 2024 (Lake City, FL) SVM involved in a motor vehicle accident, died at hospital.
- 1 Sep 2024 (Cook County, GA) SVM involved in a motor vehicle accident, died at scene.
- 10 Jul 2024 (Lockhart, TX) SVM involved in a motor vehicle accident, died at scene.
- 5 Jun 2024 (Newport News, VA) SVM involved in a motor vehicle accident, died at scene.
- 1 Jun 2024 (Newport News, VA) SVM involved in a motor vehicle accident, died at scene.
- 22 May 2024 (Ann Arundel County, MD) SVM involved in a motor vehicle accident, died at scene.
- 12 May 2024 (Kearney, NE) SVM involved in a motor vehicle accident, died at scene.
- 5 May 2024 (San Diego, CA) SVM involved in a motor vehicle accident, died at scene.
- 15 Dec 2023 (Gibson, GA) SVM involved in a motor vehicle accident, died at scene.
- 3 Dec 2023 (Hanford, CA) SVM involved in a motor vehicle accident, died at scene.
- 22 Nov 2023 (IVO San Antonio, TX) SVM involved in a motor vehicle accident, died at scene.

### **• PMV-2 FATALITIES (23)**

- 23 Aug 2024 (West Springfield, MA) SVM involved in motorcycle accident, died at scene.
- 10 Aug 2024 (Howard County, MD) SVM involved in a motorcycle accident, died at scene.
- 5 Aug 2024 (Ocotillo, CA) SVM involved in a motorcycle accident, died at scene.
- 1 Aug 2024 (Imperial Beach, CA) SVM involved in a motorcycle accident, died at scene.
- 27 Jun 2024 (Oceanside, CA) 2 x SVM involved in a motorcycle accident, both died at scene.
- 26 Jun 2024 (Gulfport, MS) SVM involved in a motorcycle accident, died at scene.
- 22 Jun 2024 (Madera County, CA) SVM involved in a motorcycle accident, died at scene.
- 18 Jun 2024 (San Antonio, TX) SVM involved in a motorcycle accident, died at scene.
- 5 Jun 2024 (Ledyard, CT) SVM involved in a motorcycle accident, died at scene.
- 23 May 2024 (Jacksonville, FL) SVM involved in a motorcycle accident, died at scene.
- 21 May 2024 (San Clemente, CA) SVM fell off motorcycle, hit by automobile, died at hospital.
- 2 May 2024 (Coupeville, WA) SVM involved in a motorcycle accident, died at scene.
- 31 Mar 2024 (Virginia Beach, VA) SVM involved in a motorcycle accident, succumbed to injuries in hospital on 3 Apr 2024.
- 29 Mar 2024 (Coupeville, WA) SVM involved in a motorcycle accident, died at scene.
- 29 Mar 2024 (Dahlgren, VA) SVM involved in a motorcycle accident, died at scene.



# **USN - SHORT NARRATIVES**

## **USN CLASS 'A' - PMV FATALITIES (36) - Continued**

- **PMV-2 FATALITIES (23) - Continued**
  - 24 Feb 2024 (Charleston, SC) SVM involved in a motorcycle accident, died at scene.
  - 20 Feb 2024 (Pensacola, FL) SVM involved in a motorcycle accident, died at hospital.
  - 3 Feb 2024 (Pensacola, FL) SVM involved in a motorcycle accident, died at hospital.
  - 30 Jan 2024 (Hampton, VA) SVM involved in a motorcycle accident, died at scene.
  - 5 Jan 2023 (San Diego, CA) SVM involved in a motorcycle accident, died at scene.
  - 20 Oct 2023 (Goose Creek, SC) SVM involved in a motorcycle accident, died at scene.
  - 14 Oct 2023 (Mount Pleasant, SC) SVM involved in a motorcycle accident, died at hospital.
- **PMV-0 FATALITIES (1)**
  - 10 Mar 2024 (Phoenix, AZ) SVM hit by a motor vehicle while walking along road, died at scene.

## **USN CLASS 'A' USN - OFF-DUTY/RECREATIONAL FATALITIES (6)**

- **OFF-DUTY/REC FATALITIES (6)**
  - 13 Sep 2024 (Cape May, NJ) SVM riding motorized scooter, hit by a motor vehicle, died at hospital on 17 Sep 24.
  - 2 Sep 2024 (Dilmunia Island, Bahrain) SVM drowned while swimming in pool, died at scene.
  - 25 Aug 2024 (Vatnajökull National Park, Iceland) SVM exploring glacier, ice wall collapsed, died at scene.
  - 24 May 2024 (Sunnyvale, CA) SVM died from apparent drowning.
  - 23 Feb 2024 (Norfolk, VA) SVM sustained injury from accidental personal firearm discharge, succumbed to injuries at hospital.
  - 11 Oct 2023 (Norfolk, VA) SVM collapsed during physical activity, died at scene.

## **USN CLASS 'A' - PERMANENT TOTAL DISABILITIES (3)**

- 22 Feb 2024 (Norfolk, VA) SVM involved in a motorcycle accident, resulting in permanent disability.
- 29 Oct 2023 (Cisco, TX) SVM hit by motor vehicle, sustained permanent total disability.
- 6 Oct 2023 (Goose Creek, SC) SVM struck by vehicle, sustained permanent total disability on 6 Oct 2023.



# **USMC - SHORT NARRATIVES**

## **USMC CLASS 'A' AVIATION MISHAPS (includes UAS/UAV, FRMs and AGMs not included in the Flight Slide) (4)**

- CLASS A FLIGHT MISHAPS (1)
  - 6 Feb 2024 (IVO Pine Valley, CA) CH-53E crashed during training flight, five aircrew perished.
- CLASS 'A' FLIGHT-RELATED MISHAPS (FREL) (0)
  - NSTR
- CLASS 'A' AGM MISHAPS (3)
  - 23 Apr 2024 (Camp Pendleton, CA) UH-1Y: SVM fatally injured during aviation ground operations
  - 20 Apr 2024 (NAS Oceana, VA) F-35B engine damage discovered after failed engine start.
  - 2 Dec 2023 (MCAS Futenma, Okinawa) Aviation Ground Mishap (AGM) involving multiple aircraft.
- CLASS 'A' MISHAP – UAV (0)
  - NSTR

## **USMC CLASS 'A' GROUND MISHAPS (3)**

- CLASS A GROUND MISHAPS (1)
  - 18 Apr 2024 (IVO MCOLF Atlantic, NC) SVM involved in a parachute mishap, died at scene.
- CLASS A PHYSICAL TRAINING MISHAPS (2)
  - 18 Feb 2024 (Bardufoss, Norway) SVM collapsed during on-duty PT run, died at scene.
  - 4 Oct 2023 (Camp Hansen, Okinawa, Japan) SVM collapsed during PFT, died at hospital on 12 Oct 2023.



# **USMC - SHORT NARRATIVES**

## **USMC CLASS 'A' ON-DUTY MOTOR VEHICLE MISHAPS (3)**

### **CLASS 'A' TACTICAL VEHICLE MISHAPS (2)**

- 27 Jul 2024 (IVO MCAGCC Twentynine Palms, CA) SVM rolled tactical vehicle (HMMWV), pronounced deceased at hospital.
- 12 Dec 2023 (MCB Camp Pendleton, CA) ACV had mishap on land, 1 x fatality, 11 x SVM sustained injuries and were treated at hospital.

### **CLASS 'A' COMMERCIAL VEHICLE MISHAPS (1)**

- 22 Mar 2024 (San Diego, CA) SVM involved in a motorcycle accident during a command group ride, died at scene.

## **USMC CLASS 'A' PMV FATALITIES (22)**

### **PMV-4 FATALITIES (8)**

- 3 Jul 2024 (Kenansville, NC) SVM involved in a motor vehicle accident, died at scene.
- 15 Jun 2024 (Camp Pendleton, CA) SVM involved in a motor vehicle accident, died at scene.
- 25 Apr 2024 (Oceanside, CA) 2 x SVM involved in a motor vehicle accident, both succumbed to their injuries at scene.
- 1 Jan 2024 (Dayton, OH) SVM involved in a motor vehicle accident, died at scene.
- 30 Dec 2023 (IVO Beaufort, SC) SVM involved in a motor vehicle accident, died at scene.
- 22 Dec 2023 (Reseda, CA) SVM involved in a motor vehicle accident, died at scene.
- 10 Oct 2023 (Attleboro, MA) SVM involved in a motor vehicle accident, died at scene.

### **PMV-2 FATALITIES (11)**

- 21 Jul 2024 (Jacksonville, NC) SVM involved in a motorcycle accident, died at scene.
- 7 Jul 2024 (Oceanside, CA) SVM involved in a motorcycle accident, died at scene.
- 15 Mar 2024 (Yuma, AZ) SVM involved in a motorcycle accident, died at hospital.
- 7 Mar 2024 (Ginowan, Japan) SVM involved in a motorcycle accident, died at hospital.
- 28 Jan 2024 (Yuma, AZ) SVM involved in a motorcycle accident, died at scene.
- 28 Dec 2023 (Pooler, GA) SVM involved in a motorcycle accident, died at scene.
- 26 Nov 2023 (Winchester, CA) SVM involved in a motorcycle accident, died at hospital.
- 14 Nov 2023 (Escondido, CA) SVM involved in a motorcycle accident, died at scene.
- 14 Nov 2023 (Jacksonville, NC) SVM involved in a motorcycle accident, died at hospital.
- 4 Nov 2023 (Hubert, NC) SVM involved in a motorcycle accident, died at scene.
- 7 Oct 2023 (Agra, CA) SVM involved in a motorcycle accident, died at scene.



# **USMC - SHORT NARRATIVES**

## **USMC CLASS 'A' PMV FATALITIES (22) - Continued**

### **• PMV-0 FATALITIES (3)**

- 1 Sep 2024 (Honolulu, HI) SVM was struck by a motor vehicle, died at hospital.
- 23 Jun 2024 (Arlington, TX) SVM got flat tire, exited vehicle, struck by another vehicle. Died at scene.
- 11 May 2024 (MCAS Iwakuni, Japan) SVM was struck by train, died at hospital.

## **USMC CLASS 'A' OFF-DUTY/RECREATIONAL FATALITIES (3)**

### **• OFF-DUTY/REC FATALITIES (3)**

- 24 Aug 2024 (Nago, Japan) SVM dove into a lake, drowned.
- 27 Jul 2024 (San Bernardino, CA) SVM found unresponsive in a lake, declared deceased at hospital from apparent drowning.
- 21 Oct 2023 (Kaneohe, HI) SVM drowned while spearfishing.

## **USMC CLASS 'A' – PERMANENT TOTAL DISABILITIES (2)**

- 1 Jun 2024 (Surf City, NC) SVM dove into the ocean and sustained a neck fracture resulting in permanent total disability.
- 27 Apr 2024 (Camp Lejeune, NC) SVM jumped off dock while fishing, sustained broken neck. Sustained permanent total disability on 11 Jul 2024.



# ***Mishap Confidence Interval***



- UCI = Upper Confidence Interval    LCI = Lower Confidence Interval
- Rate values above the UCI or below the LCI infer a statistically significant change is probable. This is only an indicator. Significance cannot be determined until end-of-year.
- Values between the UCI and LCI infer that nothing significant has occurred to increase or decrease mishap rate.

(Confidence Interval is based on: Poisson Rate related to a Chi Squared Distribution and calculated using FY16-20 data except for the Lost Work Days and Lost Time Case slides which were based on a normal distribution).