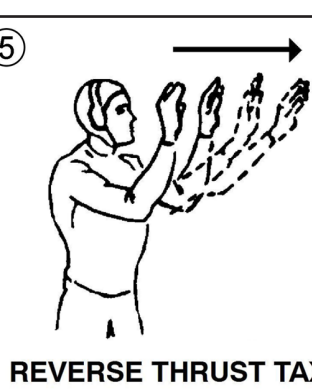

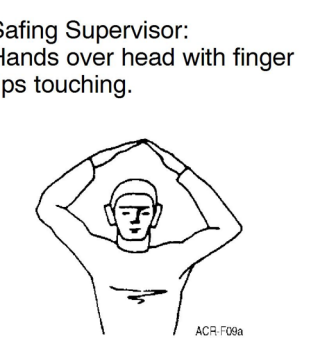

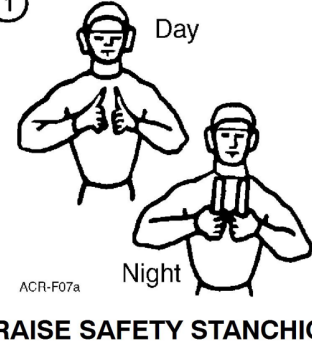






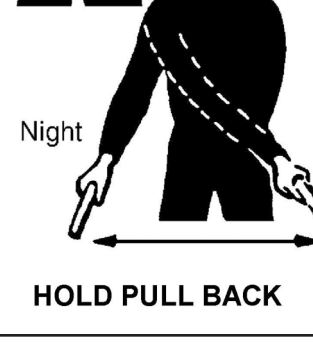
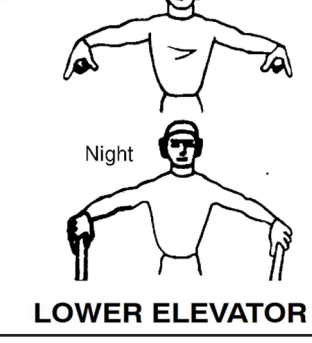

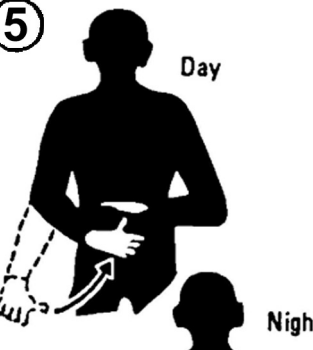



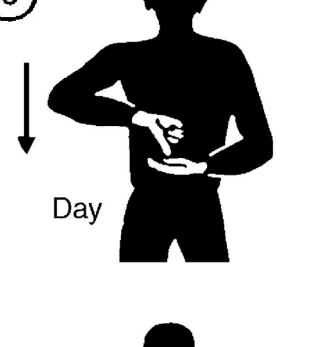
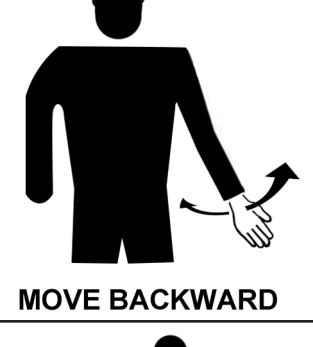
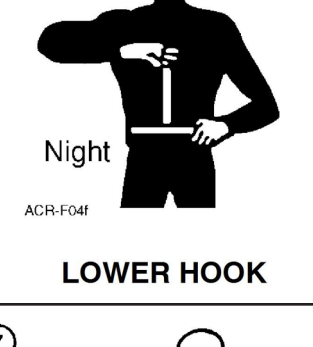

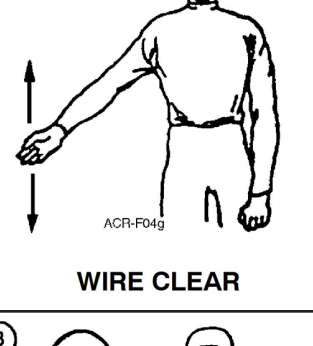

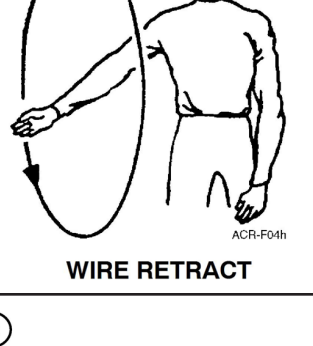
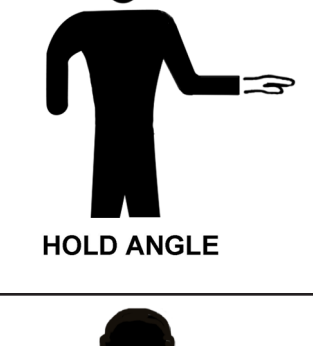
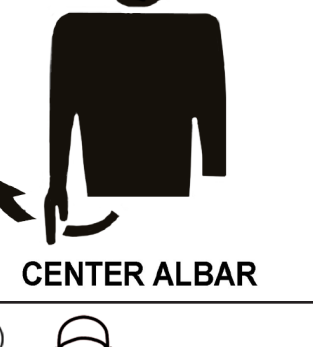
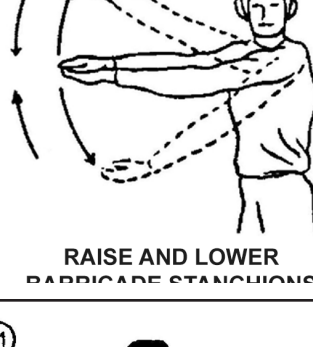
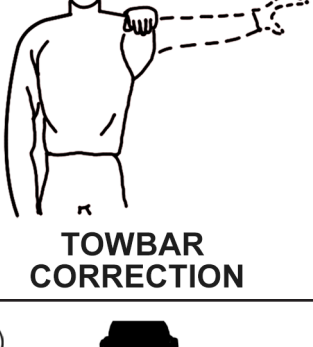


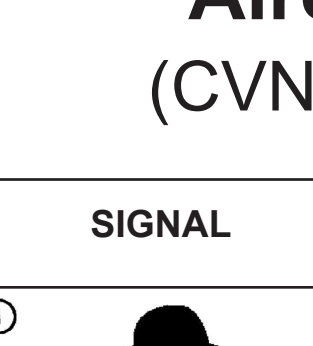


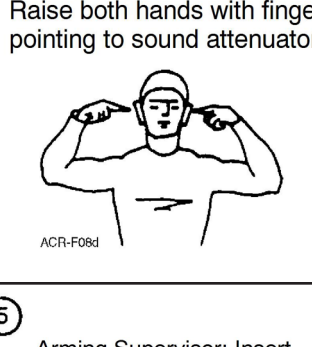
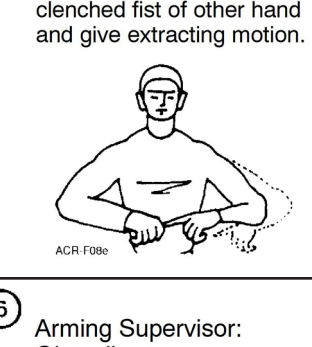
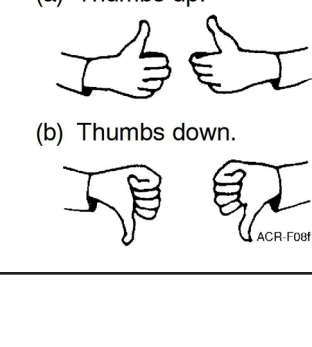



| SIGNAL | FROM | TO | EXECUTION | SIGNAL | FROM | TO | EXECUTION | SIGNAL DAY | SIGNAL NIGHT | MEANING | RESPONSE |
|---|------------------------|------------------------|---|---|---|---|---|--|--|--|--|
| Flight Deck Handling Signals Arrested Landing Signals | | | |  REVERSE THRUST TAXI | Director | Pilot | Day: Palms facing aircraft at eye level with a pushback motion. For turns, the director points in direction tail is to move. Night: Same, holding wands. | Safing Signals | | | |
|  CLEAR DECK | Gear Puller | Arresting Gear Officer | Day: Sweep arm from overhead position to side position and return simultaneously with the Arresting Gear Officer (AGO). Night: Same as day except with AMBER wand. | Aircraft Elevator Signals (CVN and LHA/LHD) | | | |  Safing Supervisor: Hands over head with finger tips touching. | Red banded wands over head with tips touching. | Pilot/Copilot/NFO: Check all armament switches OFF or SAFE. | Pilot/Copilot/NFO: Raise both hands into view of safing supervisor after checking switch position. (Hands remain in view during safing.) |
|  FOUL DECK | Gear Puller | Arresting Gear Officer | Day: Cross arms overhead, fists clenched. Night: Crossed AMBER wands held overhead. |  RAISE SAFETY STANCHION | Elevator Safety Petty Officer/ Director | Elevator Operator | Day: Raise both index fingers extended upward chest level, in close together, near body. Night: Raise both wands pointed upward at shoulder level, close together, and near body. |  Safing Supervisor: One hand over head, point to safing crewmember with other hand. | Same as day but with red banded wands. | Safing Crew: Safe weapons (as applicable). | Safing Crew: After safing give safing supervisor thumbs up and move clear of aircraft. Night: Vertical sweep with flashlight when safing is complete. |
|  PULL BACK | Hook Runner | Gear Puller | Day: Make fore-to-aft sweeping motion with arms extended downward, palms aft. Night: Same motion except with RED stubby wand. |  LOWER SAFETY STANCHION | Elevator Safety Petty Officer/ Director | Elevator Operator | Day: Lower both index fingers, extended downward, chest level, close together, and near body. Night: Lower both wands pointed downward at waist level, in close together, and near body. | Aircraft Tow Tractor Signals | | | |
|  HOLD PULL BACK | Gear Puller | Deckedge Operator | Day: Cross arms below waist. Night: Horizontal movements of wand below waist. |  RAISE ELEVATOR | Elevator Safety Petty Officer/ Director | Elevator Operator | Day: Fully extend both arms with index finger pointing upward. Night: Fully extend both arms with wands pointing upward. |  MOVE FORWARD | Director | Tractor Driver | Day: Standing in front of tow tractor, one hand up, palm toward face, making a beckoning motion. Night: Same with addition of wand. |
|  RAISE HOOK | Hook Runner | Gear Puller | Day: Position left hand horizontally in front of body, palm down. Move right hand upward, bringing extended thumb into left palm. Night: Position left wand horizontally in front of body. Position |  LOWER ELEVATOR | Elevator Safety Petty Officer/ Director | Elevator Operator | Day: Fully extend both arms with index finger pointing downward. Night: Fully extend both arms with wands pointing downward. |  TURN LEFT (FORWARD) | Director | Tractor Driver | Day: Standing in front of tow tractor, director points to his/her right with arm extended. Night: Same with addition of wand. |
|  LOWER HOOK | Hook Runner | Gear Puller | Day: Position left hand horizontally in front of body, palm up. Move right hand downward, bringing extended thumb into left palm. Night: Position left wand horizontally in front of body. Position right wand vertically to form an inverted "T". | Flight Deck Aircraft Refueling Signals (CVN LHA/LHD and Air-Capable Ships) | | | |  TURN RIGHT (FORWARD) | Director | Tractor Driver | Day: Standing in front of tow tractor, director points to his/her left with arm extended. Night: Same with addition of wand. |
|  WIRE CLEAR | Hook Runner | Gear Puller | Day: Make a vertical motion with arm pointed at the taxi director. Night: Same, holding RED stubby wand. | REFUELING SIGNALS | | | |  STOP | Director | Tractor Driver | Day: Standing in front or rear of tow tractor, director clenches his/her fist. Night: Swift upward and downward movement of wand. |
|  WIRE RETRACT | Hook Runner | Deckedge Operator | Day: Make large circular motion with arm extended to one side. Night: Same, holding RED stubby wand. | FUEL QUANTITY SIGNALS* | | | |  MOVE BACKWARD | Director | Tractor Driver | Day: Standing behind tow tractor at halfway point of ALBAR, one hand up, palm toward face, making a beckoning motion. Night: Same with addition of wand. |
|  CROSSING LANDING AREA | Arresting Gear Officer | Person(s) to cross | Day: Point hand at person(s) to cross, then swing arm in a horizontal motion to point to other side of landing area. Night: Same, pointing with red wand. | FOR HUNDREDS OF POUNDS | | | |  TURN LEFT (BACKWARD) | Director | Tractor Driver | Day: Standing behind tow tractor at halfway point of ALBAR, director points to his/her right with arm extended. Night: Same with addition of wand. |
|  RAISE AND LOWER | Topside Petty Officer | Deckedge Operator | Day: Extend arms to one side, palms together and horizontal. Then, open arms. Night: Same as day except with green and red wands held horizontally. | FOR EVEN THOUSANDS OF POUNDS | | | |  TURN RIGHT (BACKWARD) | Director | Tractor Driver | Day: Standing behind tow tractor at halfway point of ALBAR, director points to his/her left with arm extended. Night: Same with addition of wand. |
|  POPPING (SLIGHTLY RAISING) BARRICADE STANCHIONS | Topside Petty Officer | Deckedge Operator | Day: Hands in front, palms together horizontally then opened from the wrist crocodile-mouth fashion. Night: Same as day except with green and red wands. | FOR LOADS THAT DO NOT FALL ON EVEN THOUSANDS OF POUNDS | | | |  HOLD ANGLE | Director | Tractor Driver | Day: Standing behind tow tractor at halfway point of ALBAR, director places arm outboard, palm open outward, fingers up. Night: Wand pointed upward. |
| Aircraft Deck Handling Signals (CVN, LHA/LHD, and Air-Capable Ships) | | | | Flight Deck Aircraft Refueling Signals (CVN LHA/LHD and Air-Capable Ships) | | | |  CENTER ALBAR | Director | Tractor Driver | Day: Standing behind tow tractor at halfway point of ALBAR, one hand down, palm toward body, moving in and out from body. Night: Same with wand pointed downward. |
|  ENGAGE NOSEWHEEL STEERING | Director | Pilot | Day: Touch end of nose with forefinger. Night: Touch end of nose with wand. | SIGNAL DAY | | | |  TOWBAR CORRECTION | Director | Tractor Driver | Day: Standing behind tow tractor at halfway point of ALBAR, director makes circular motion with hand then points in requested direction. Night: Same with addition of wand. |
|  DISENGAGE NOSE WHEEL STEERING | Director | Pilot | Day: Touch end of nose with forefinger. Then, sweep arm in downward direction. (Pilot shall confirm disengage with a thumbs up.) Night: Touch end of nose with wand. Then, sweep wand in downward direction. (Pilot shall confirm disengage utilizing light in circular motion.) | SIGNAL NIGHT | | | |  CONNECT ALBAR | Director | Tractor Driver | Day: Director clasps hands holding fingers in palms. Night: Wands horizontal going in opposite directions. |
|  INSTALL TIEDOWNS | Director | Pilot, Brake Rider | Day: Rotate hands in a vertical circle in front of body. Night: Same as day except with AMBER wands. | MEANING | | | |  DISCONNECT ALBAR | Director | Tractor Driver | Day: Director, with fists closed together, makes motion as if breaking a stick. Night: Same with use of wands. |
|  TIEDOWNS IN PLACE | Director | Pilot, Brake Rider | Same as "Install Tiedowns" adding a thumbs up signal. | RESPONSE | | | | | | | |
| | | | |  Arming Supervisor: Raise fist, extended upward to meet horizontal palm of other hand. | Form a tee with red banded wands. | Arming crew: Arm weapons (as applicable). | Arming crew: Give arming supervisor thumbs up when arming completed and clear immediate area. Thumbs down if malfunction exists. Night: Vertical sweep with flashlight indicates arming completed. Horizontal sweep indicates malfunction. | | | | |
| | | | |  Arming Supervisor: One hand over head, point to arming crewmembers with other hand. | Same as day but with red banded wands. | Arming crew: Perform stray voltage checks. | Arming crew: Give thumbs up to arming supervisor if no stray voltage exists. Thumbs down indicates stray voltage problems. Night: vertical sweep with flashlight indicates no stray voltage. Horizontal sweep indicates stray voltage. | | | | |
| | | | |  Arming Supervisor: Insert finger of one hand into clenched fist of other hand and give extracting motion. | Touch tips of red banded wands in front of body. Then move one wand laterally in a sweeping motion. | Arming crew: Remove bomb rack/pylon safety pins. | Arming crew: Show pins to arming supervisor and clear immediate area. Night: Same as step 3 above. | | | | |
| | | | |  Arming Supervisor: Give pilot thumbs up. | (a) Vertical sweep with red banded wand. (b) Thumbs down. | Pilot: (a) Aircraft armed and all personnel and equipment clear. (b) Aircraft down for weapons. | Pilot: (a) Acknowledge with similar signal. (b) Acknowledge with similar signal. | | | | |