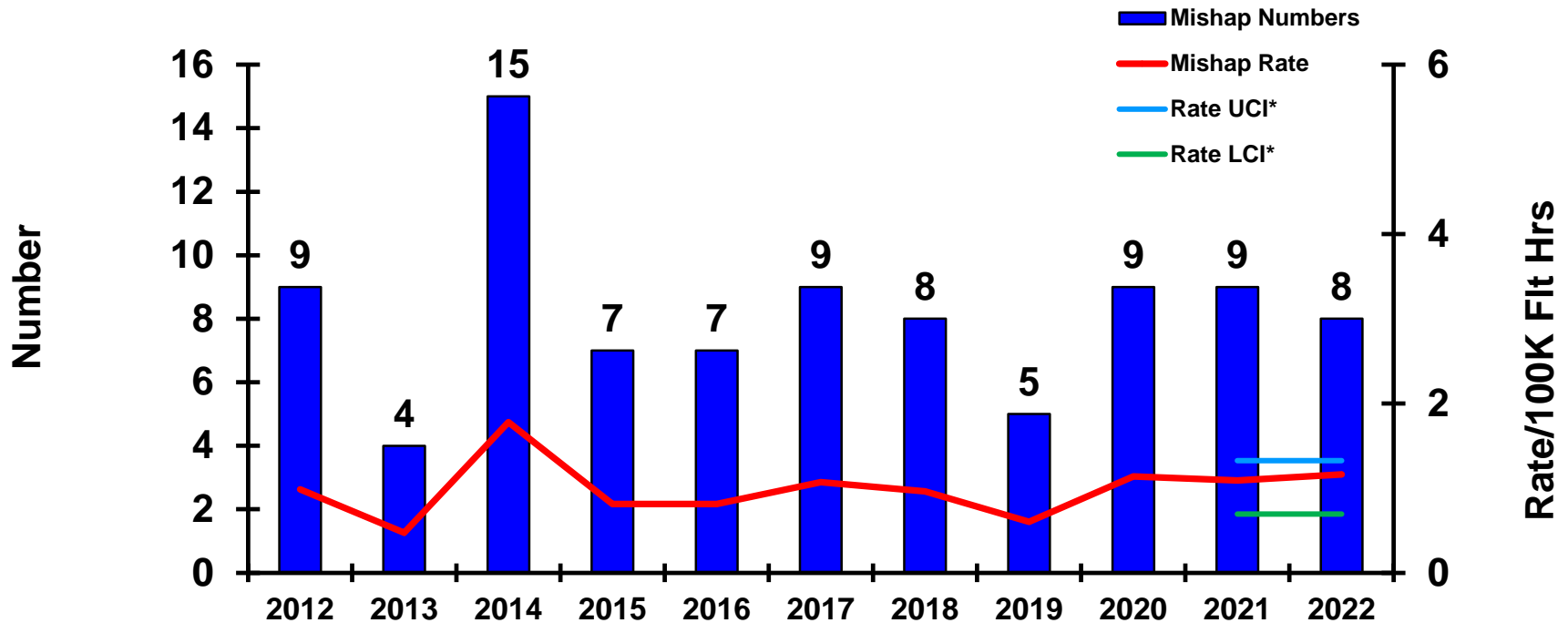




CLASS A FLIGHT MISHAPS

Manned Aircraft Only

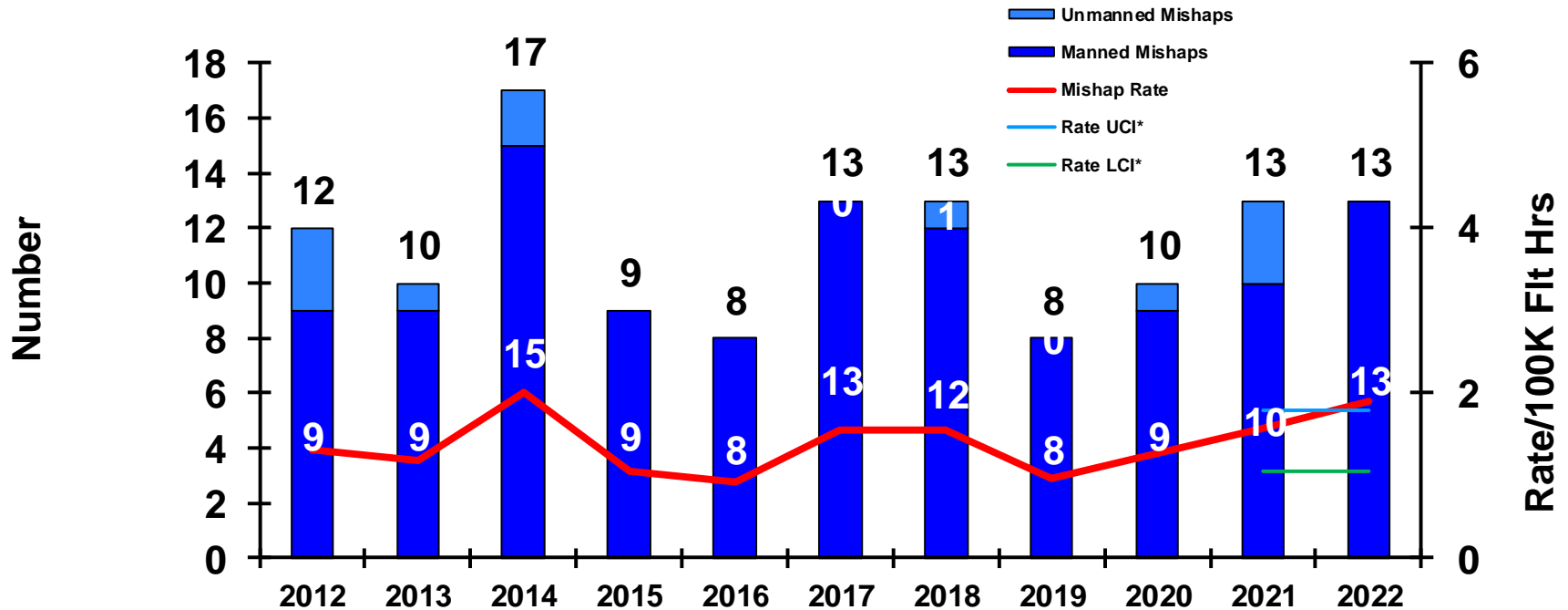


	<u>3-Aug-22</u>	<u>3-Aug-21</u>
CLASS A MISHAPS/MISHAP RATE FY COMPARISON:	8/1.16	7/1.02
FY21 MISHAPS/MISHAP RATE:	9/1.09	
10-YEAR AVERAGE (FY12-FY21) MISHAPS/MISHAP RATE:	8.20/0.97	

*see last slide for definition of UCI/LCI



CLASS A AVIATION MISHAPS

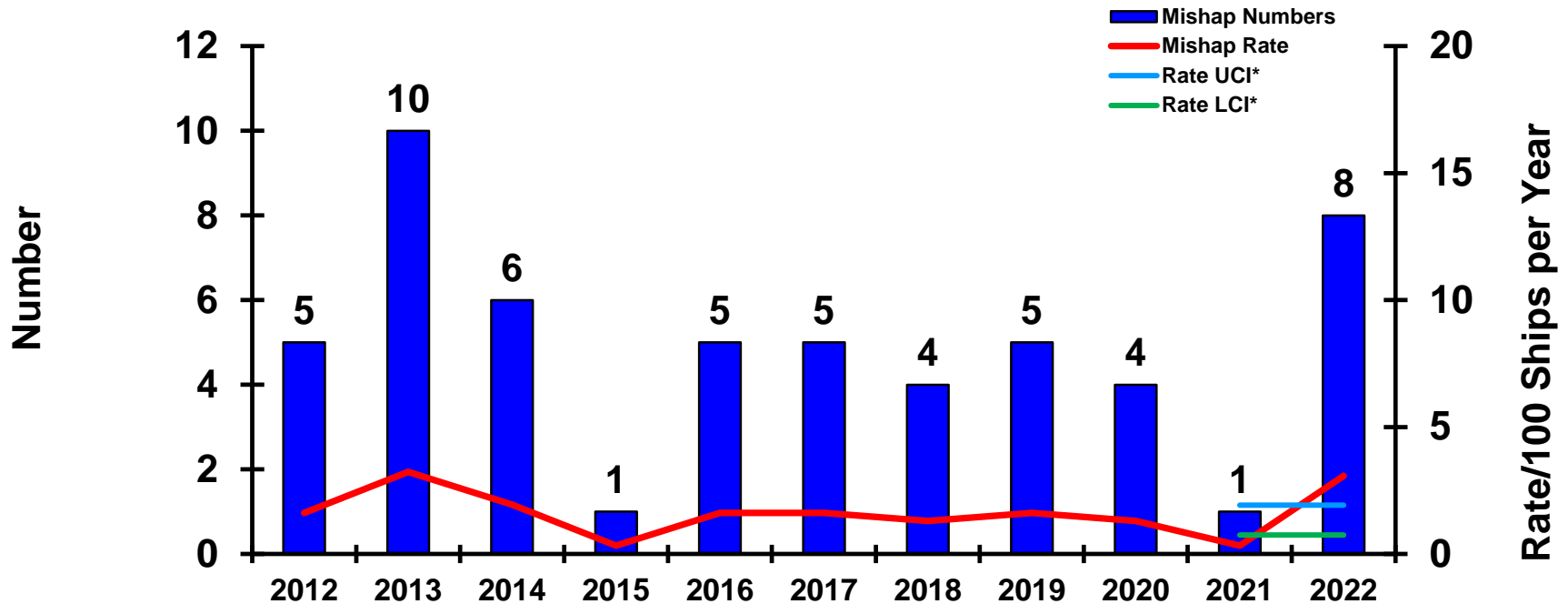


	<u>3-Aug-22</u>	<u>3-Aug-21</u>
CLASS A MISHAPS/MISHAP RATE FY COMPARISON:	13/1.89	10/1.45
FY21 MISHAPS/MISHAP RATE:	13/1.58	
10-YEAR AVERAGE (FY12-FY21) MISHAPS/MISHAP RATE:	11.30/1.34	

*see last slide for definition of UCI/LCI



CLASS A AFLOAT MISHAPS

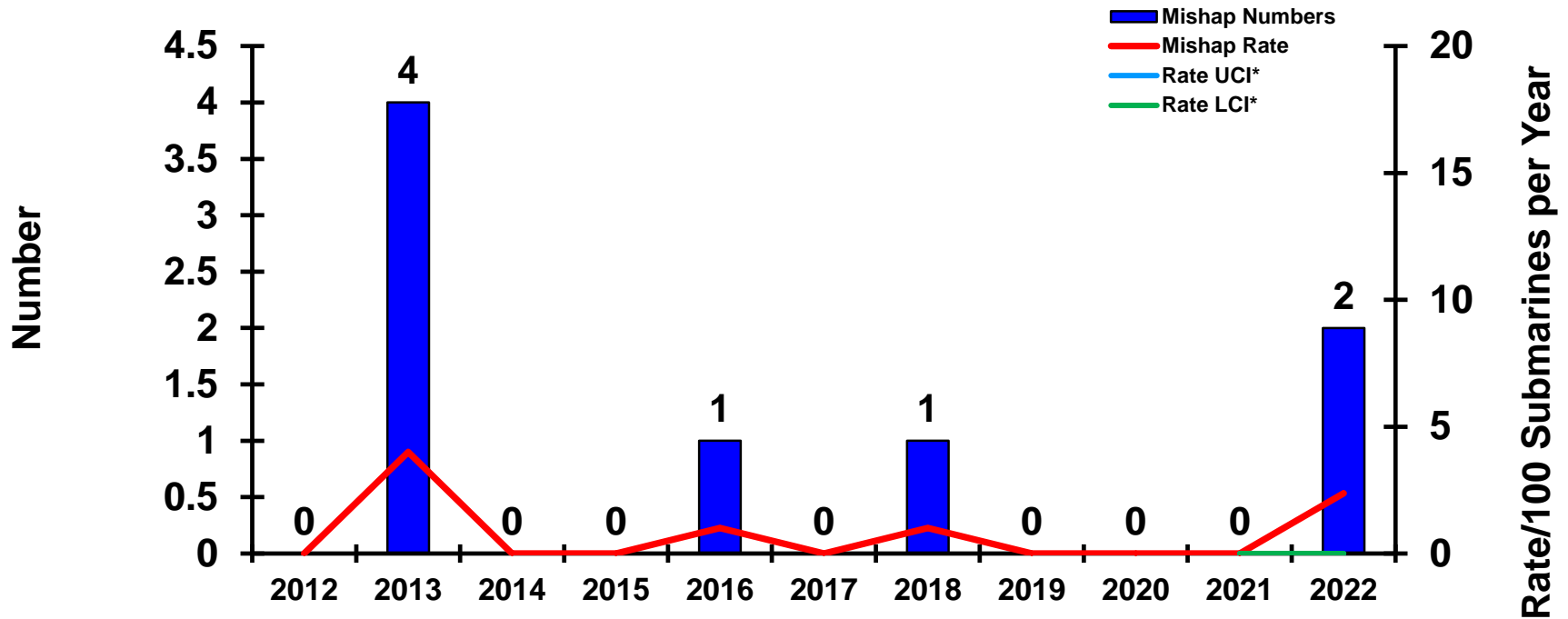


	<u>3-Aug-22</u>	<u>3-Aug-21</u>
CLASS A MISHAPS/MISHAP RATE FY COMPARISON:	8/3.08	1/0.39
FY21 MISHAPS/MISHAP RATE:	1/0.32	
10-YEAR AVERAGE (FY12-FY21) MISHAPS/MISHAP RATE:	4.60/1.49	

*see last slide for definition of UCI/LCI



CLASS A SUBMARINE MISHAPS

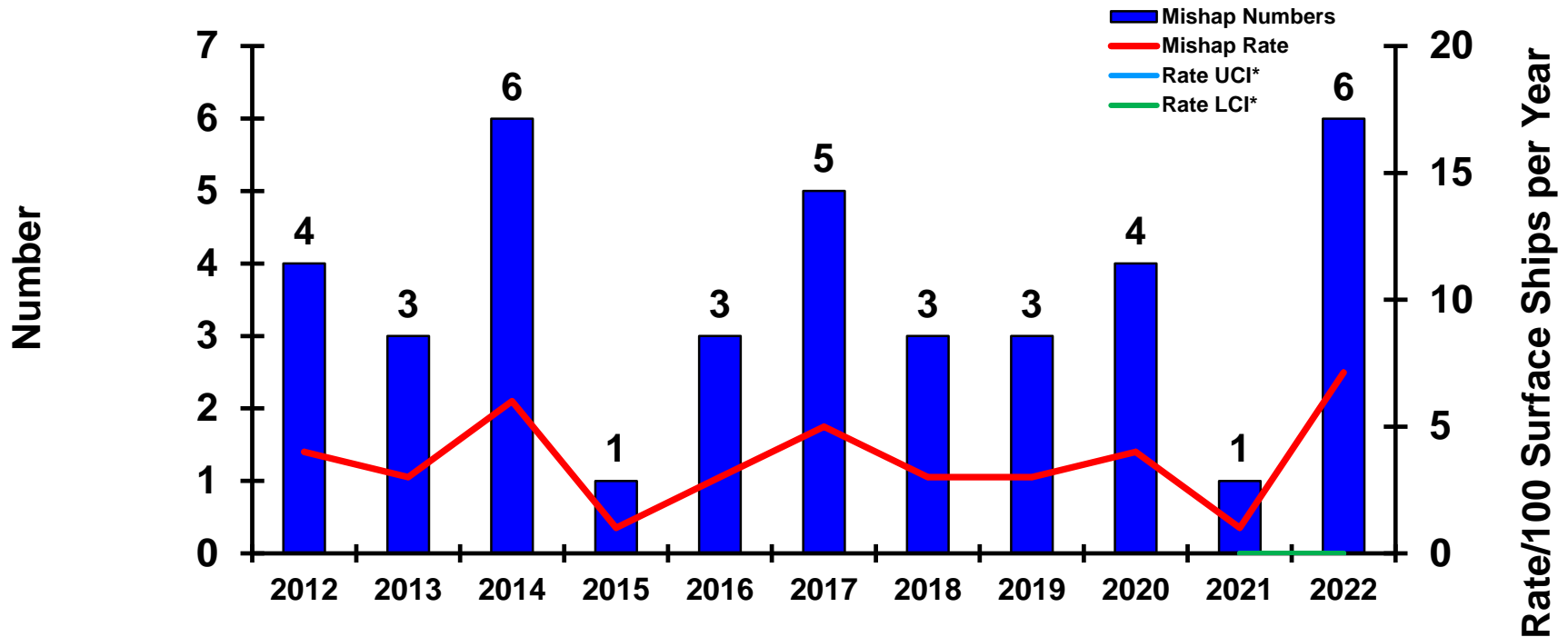


	<u>3-Aug-22</u>	<u>3-Aug-21</u>
CLASS A MISHAPS/MISHAP RATE FY COMPARISON:	2/2.38	0/0.00
FY21 MISHAPS/MISHAP RATE:	0/0.00	
10-YEAR AVERAGE (FY12-FY21) MISHAPS/MISHAP RATE:	0.60/0.60	

*see last slide for definition of UCI/LCI



CLASS A SURFACE SHIP MISHAPS

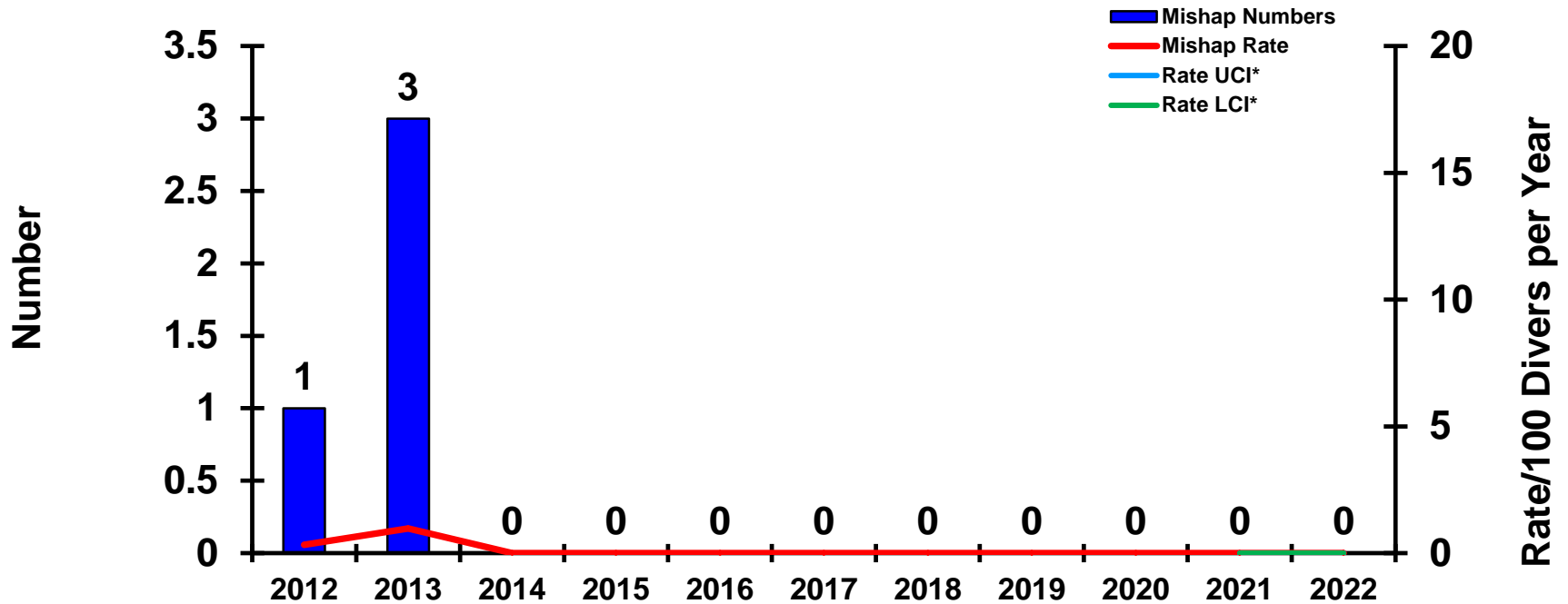


	<u>3-Aug-22</u>	<u>3-Aug-21</u>
CLASS A MISHAPS/MISHAP RATE FY COMPARISON:	6/7.13	1/1.00
FY21 MISHAPS/MISHAP RATE:	1/1.00	
10-YEAR AVERAGE (FY12-FY21) MISHAPS/MISHAP RATE:	3.30/3.30	

*see last slide for definition of UCI/LCI



CLASS A DIVING MISHAPS

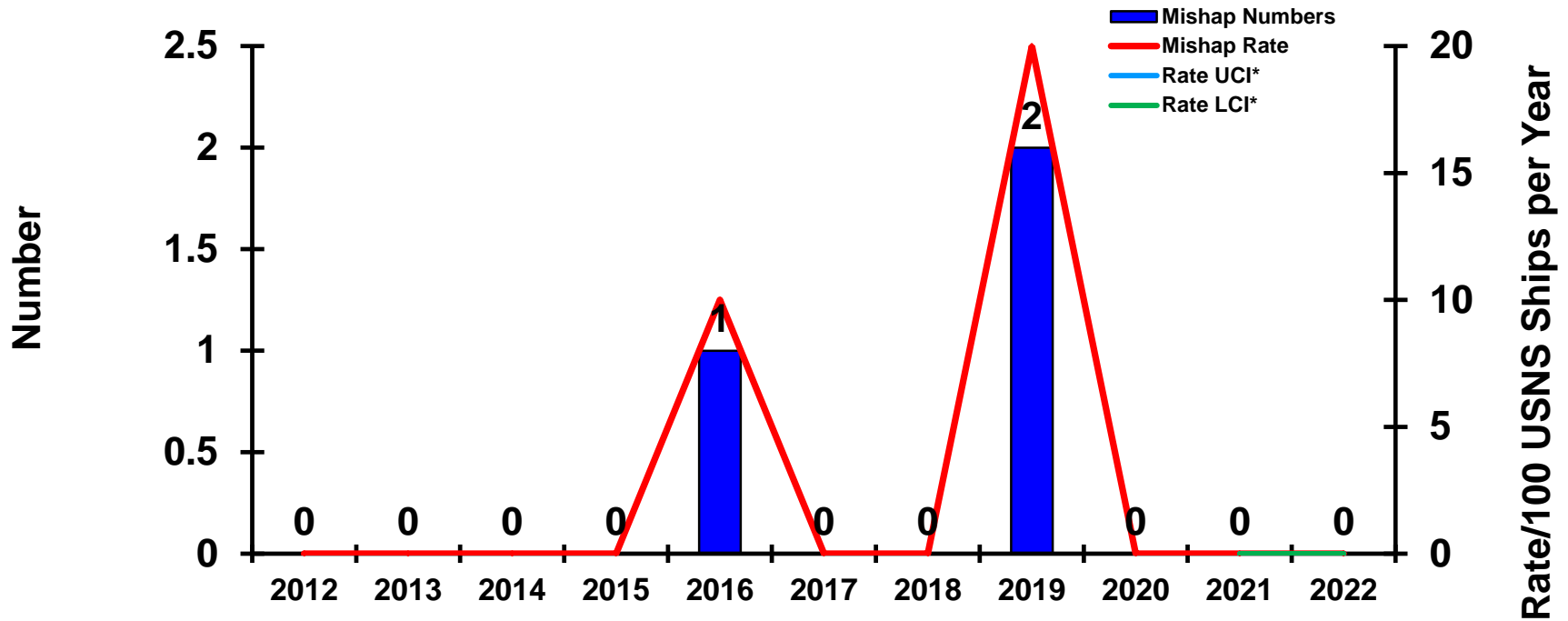


	<u>3-Aug-22</u>	<u>3-Aug-21</u>
CLASS A MISHAPS/MISHAP RATE FY COMPARISON:	0/0.00	0/0.00
FY21 MISHAPS/MISHAP RATE:	0/0.00	
10-YEAR AVERAGE (FY12-FY21) MISHAPS/MISHAP RATE:	0.40/0.13	

*see last slide for definition of UCI/LCI



CLASS A MSC AFLOAT MISHAPS

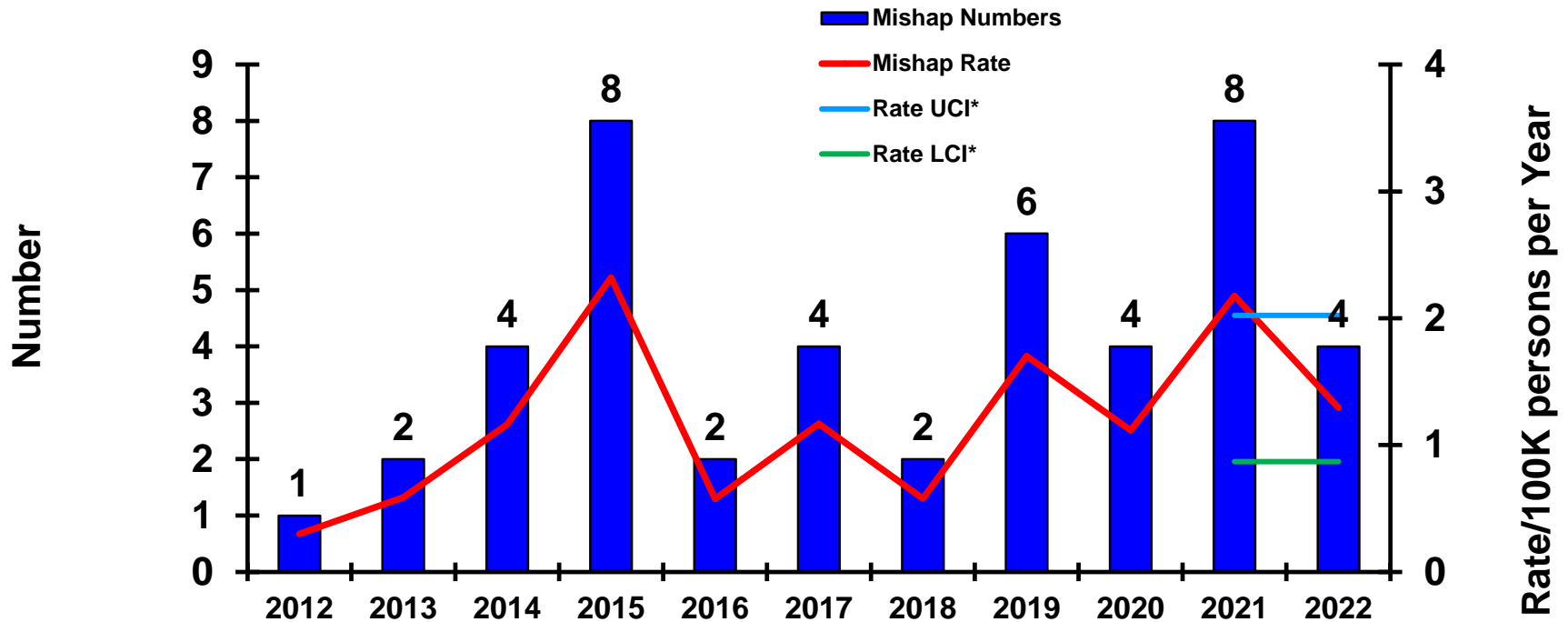


	<u>3-Aug-22</u>	<u>3-Aug-21</u>
CLASS A MISHAPS/MISHAP RATE FY COMPARISON:	0/0.00	0/0.00
FY21 MISHAPS/MISHAP RATE:	0/0.00	
10-YEAR AVERAGE (FY12-FY21) MISHAPS/MISHAP RATE:	0.30/3.00	

*see last slide for definition of UCI/LCI



CLASS A SHORE ON-DUTY MISHAPS

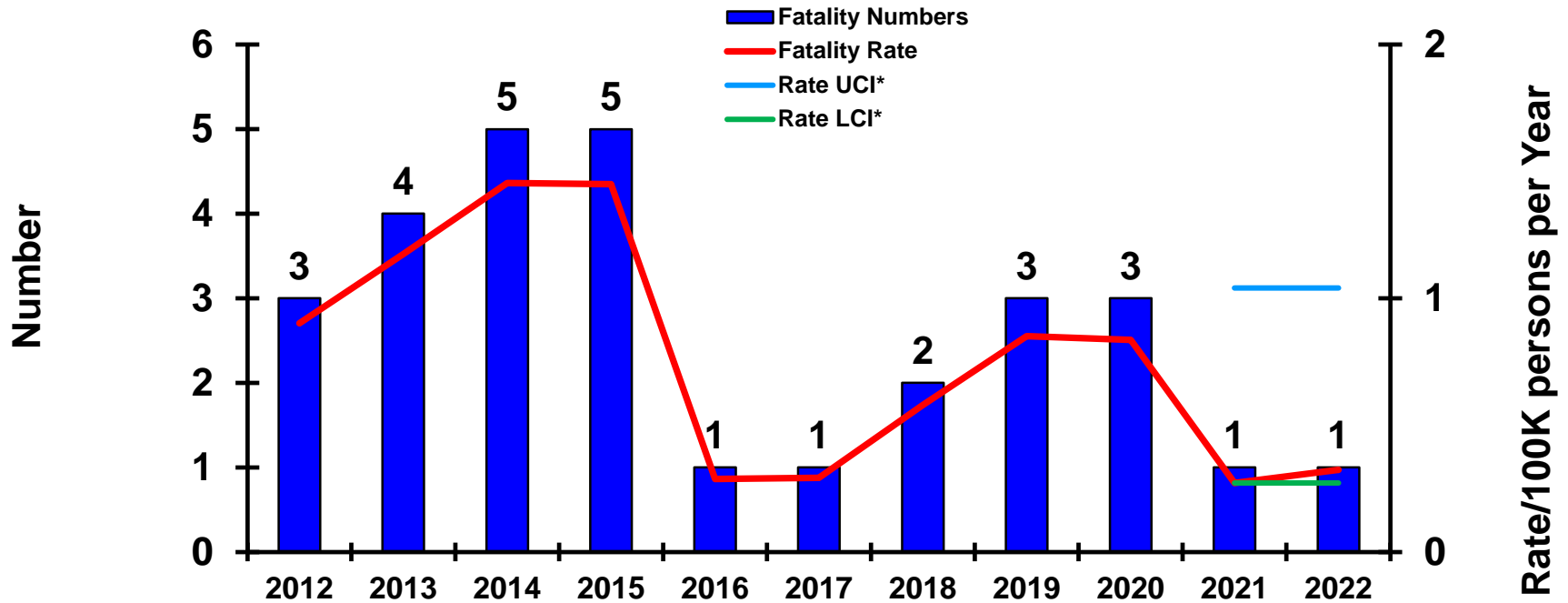


	<u>3-Aug-22</u>	<u>3-Aug-21</u>
CLASS A MISHAPS/MISHAP RATE FY COMPARISON:	4/1.29	7/2.27
FY21 MISHAPS/MISHAP RATE:	8/2.18	
10-YEAR AVERAGE (FY12-FY21) MISHAPS/MISHAP RATE:	4.10/1.17	

*see last slide for definition of UCI/LCI



PHYSICAL TRAINING FATALITIES

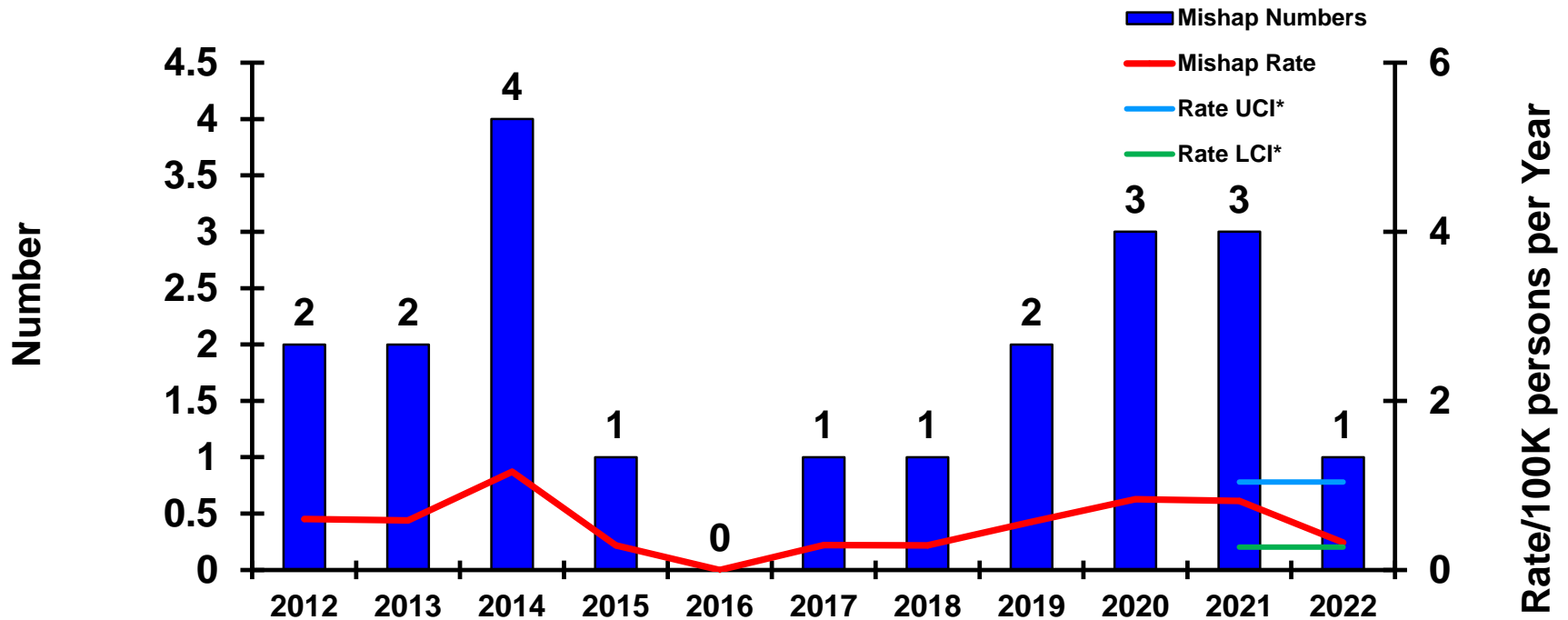


	3-Aug-22	3-Aug-21
FATALITIES/FATALITY RATE FY COMPARISON:	1/0.32	1/0.32
FY21 FATALITIES/FATALITY RATE:	1/0.27	
10-YEAR AVERAGE (FY12-FY21) FATALITIES/FATALITY RATE:	2.80/0.81	

*see last slide for definition of UCI/LCI



CLASS A ON-DUTY MV MISHAPS

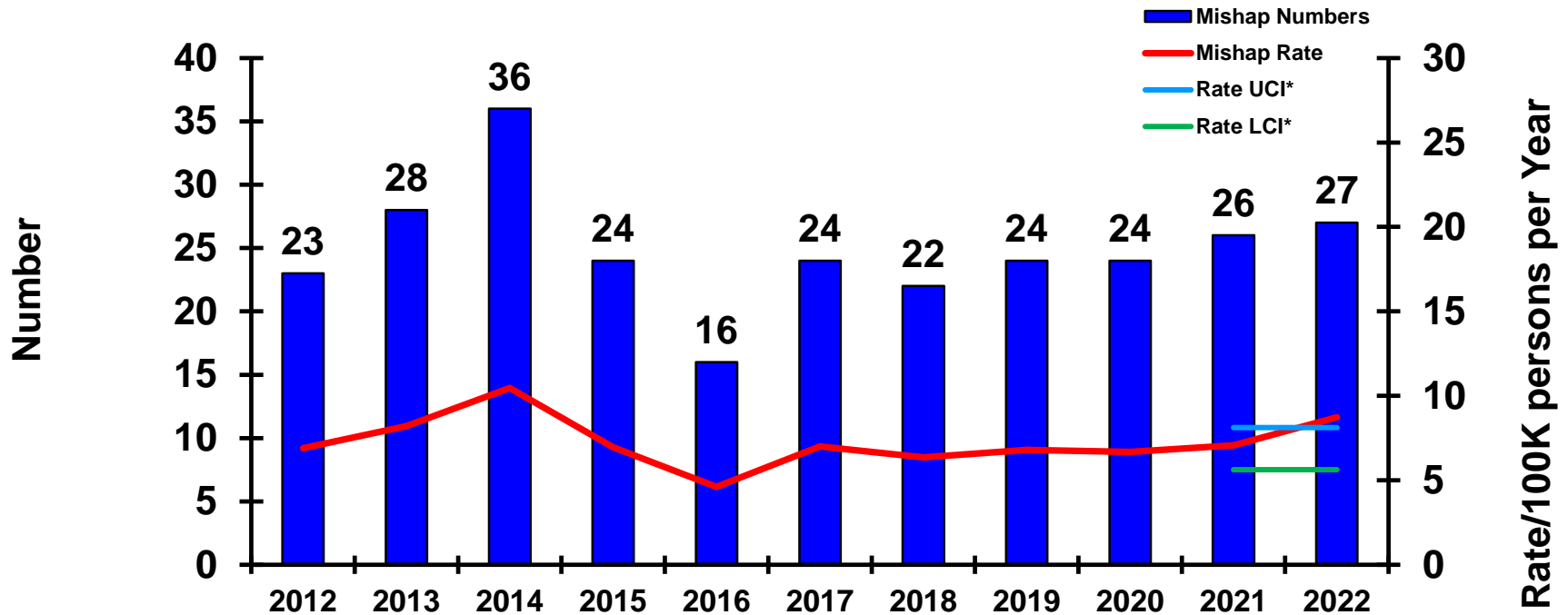


	<u>3-Aug-22</u>	<u>3-Aug-21</u>
CLASS A MISHAPS/MISHAP RATE FY COMPARISON:	1/0.32	3/0.97
FY21 MISHAPS/MISHAP RATE:	3/0.82	
10-YEAR AVERAGE (FY12-FY21) MISHAPS/MISHAP RATE:	1.90/0.54	

*see last slide for definition of UCI/LCI



TOTAL CLASS A ON-DUTY MISHAPS

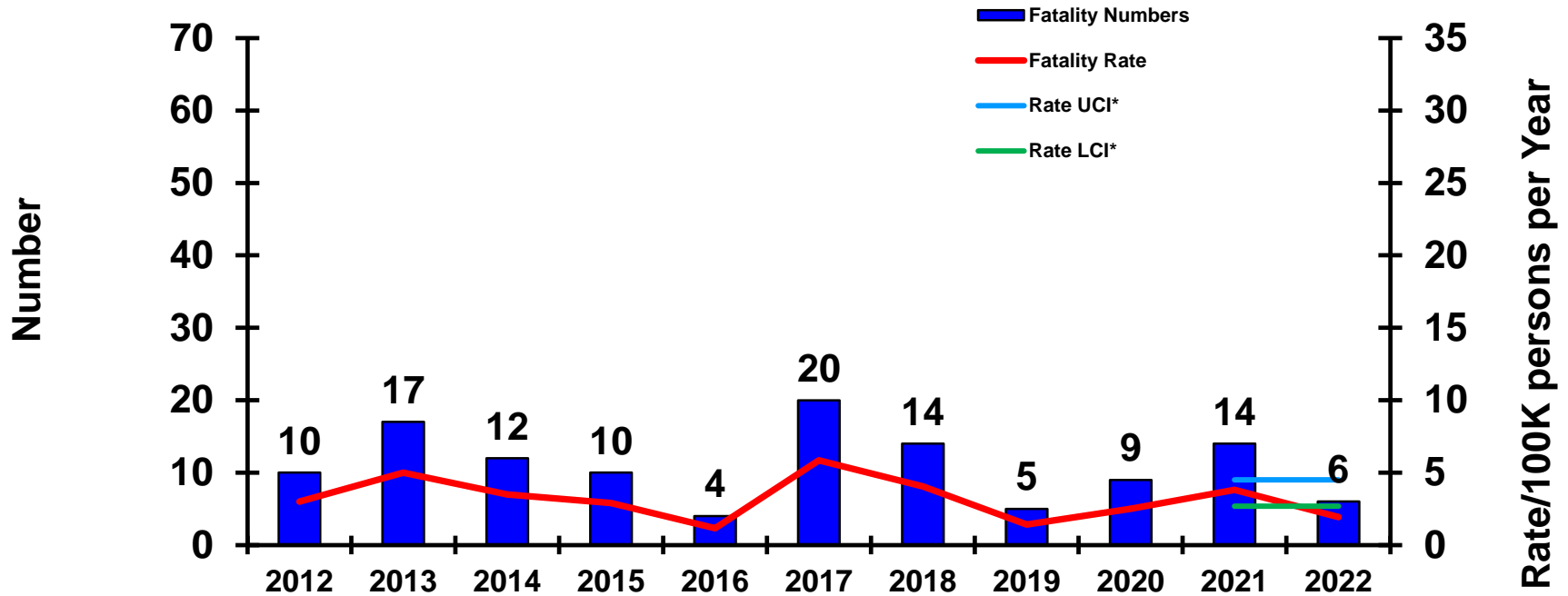


	<u>3-Aug-22</u>	<u>3-Aug-21</u>
CLASS A MISHAPS/MISHAP RATE FY COMPARISON:	27/8.73	22/7.12
FY21 MISHAPS/MISHAP RATE:	26/7.07	
10-YEAR AVERAGE (FY12-FY21) MISHAPS/MISHAP RATE:	24.70/7.11	

*see last slide for definition of UCI/LCI



ON-DUTY FATALITIES

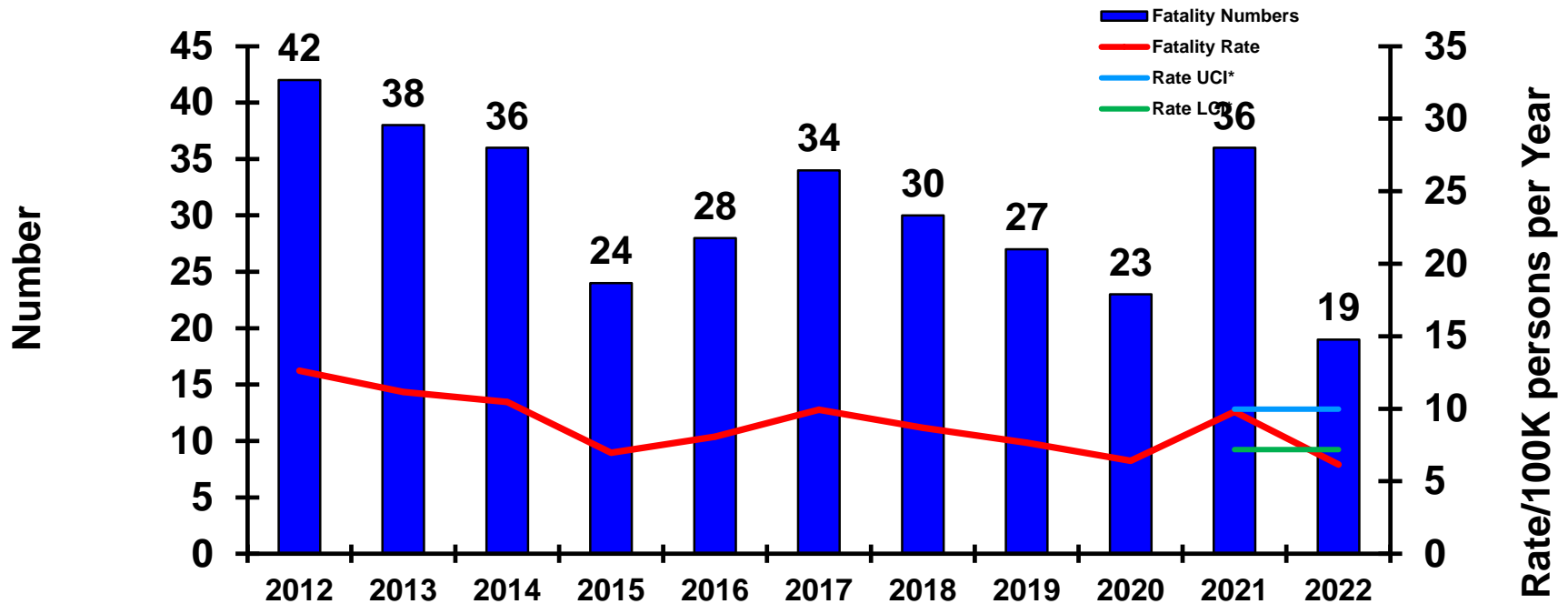


CLASS A FATALITIES/FATALITY RATE FY COMPARISON:	<u>3-Aug-22</u>	<u>3-Aug-21</u>
	6/1.94	8/2.59
	14/3.81	
	11.50/3.32	
10-YEAR AVERAGE (FY12-FY21) FATALITIES/FATALITY RATE:		

*see last slide for definition of UCI/LCI



PMV FATALITIES



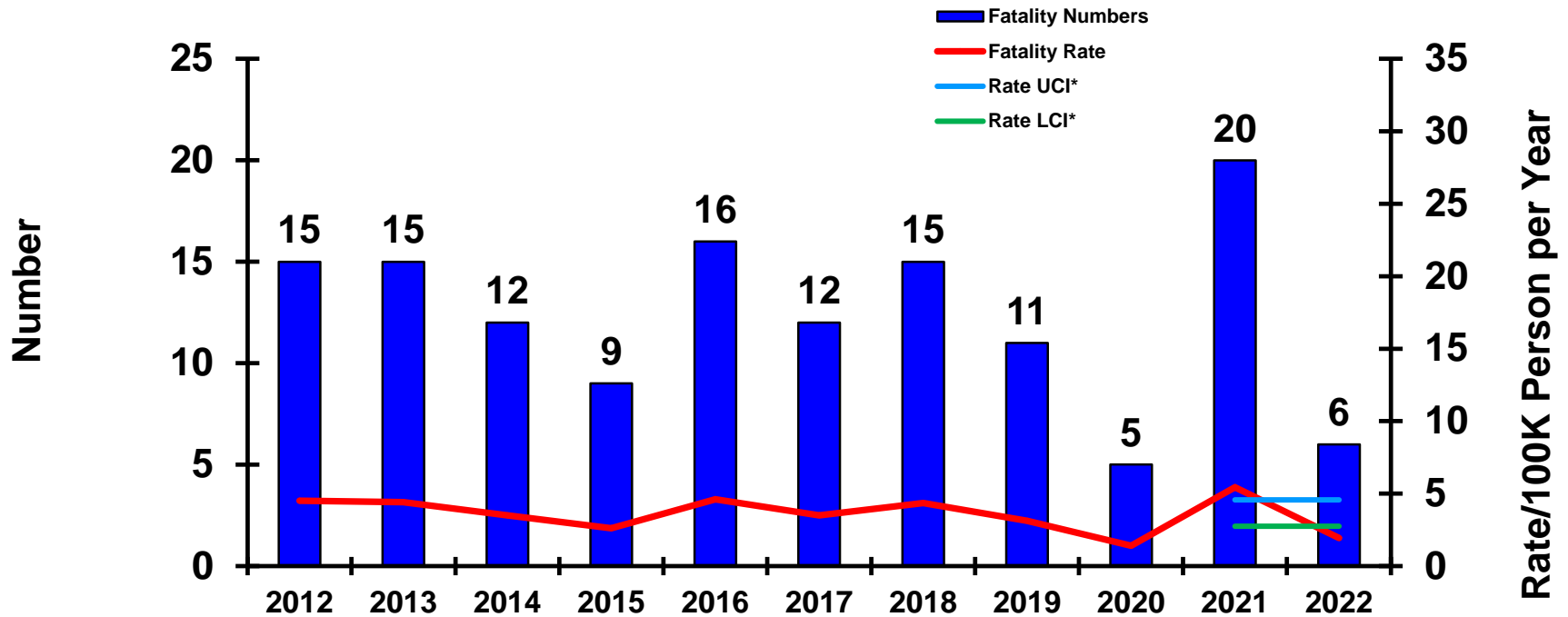
Pedestrian Fatalities this FY: 3

	<u>03-Aug-22</u>	<u>3-Aug-21</u>
CLASS A FATALITIES/FATALITY RATE FY COMPARISON:	19/6.15	31/10.04
FY21 FATALITIES/FATALITY RATE:	36/9.79	
10-YEAR AVERAGE (FY12-FY21) FATALITIES/FATALITY RATE:	31.80/9.17	

*see last slide for definition of UCI/LCI



4-WHEEL PMV FATALITIES



Pedestrian Fatalities not included

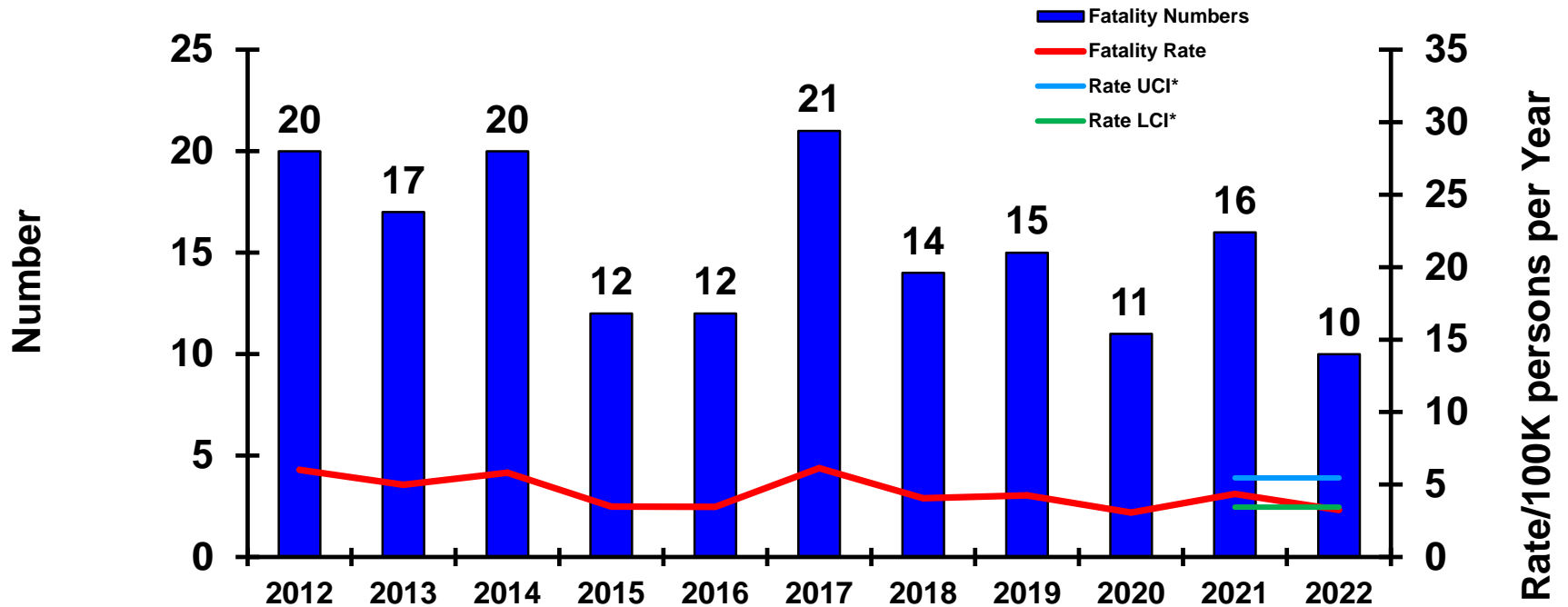
CLASS A FATALITIES/FATALITY RATE FY COMPARISON:
FY21 FATALITIES/FATALITY RATE:
10-YEAR AVERAGE (FY12-FY21) FATALITIES/FATALITY RATE:

	<u>3-Aug-22</u>	<u>3-Aug-21</u>
	6/1.94	16/5.18
	20/5.44	
	13.00/3.74	

*see last slide for definition of UCI/LCI



MOTORCYCLE PMV FATALITIES



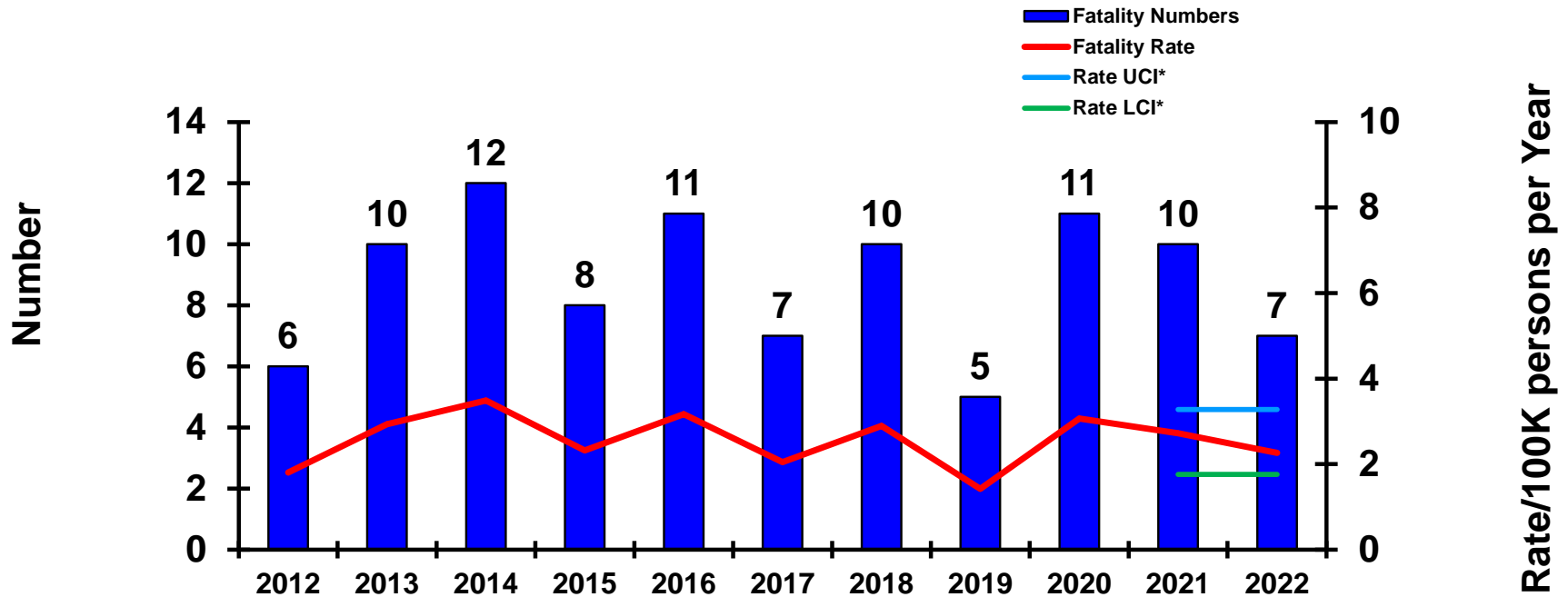
Pedestrian Fatalities not included

	<u>3-Aug-22</u>	<u>3-Aug-21</u>
CLASS A FATALITIES/FATALITY RATE FY COMPARISON:		
FY21 FATALITIES/FATALITY RATE:	10/3.23	15/4.86
10-YEAR AVERAGE (FY12-FY21) FATALITIES/FATALITY RATE:	16/4.35	
	15.80/4.56	

*see last slide for definition of UCI/LCI



OFF-DUTY/REC FATALITIES

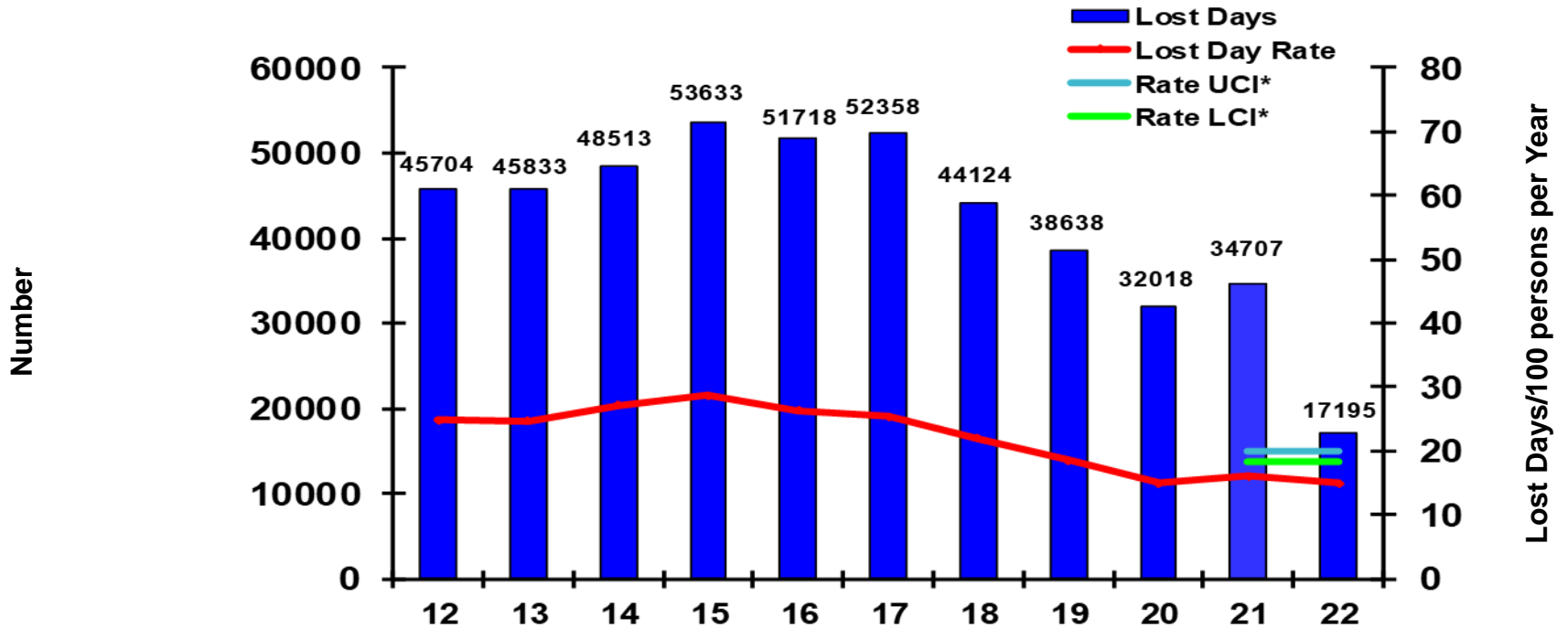


CLASS A FATALITIES/FATALITY RATE FY COMPARISON:	<u>3-Aug-22</u>	<u>3-Aug-21</u>
	7/2.26	8/2.59
	10/2.72	
	9.00/2.59	
10-YEAR AVERAGE (FY12-FY21) FATALITIES/FATALITY RATE:		

*see last slide for definition of UCI/LCI



CIVILIAN LOST WORK DAY

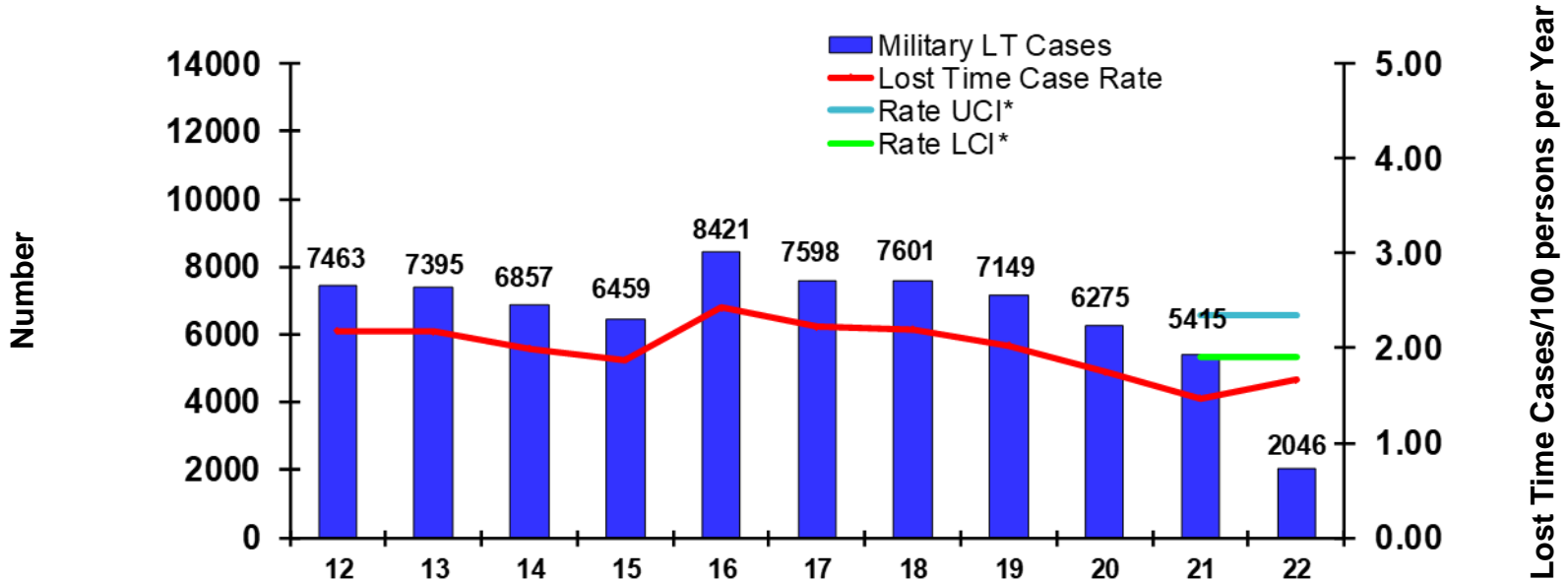


	<u>09 Apr 22</u>
LOST WORK DAY FY RATE COMPARISON:	14.90
FY21 LOST WORK DAY RATE:	16.00
5-YEAR AVERAGE (FY17-21) LOST WORK DAY RATE:	19.36

*see last slide for definition of UCI/LCI



MILITARY LOST TIME CASE RATE



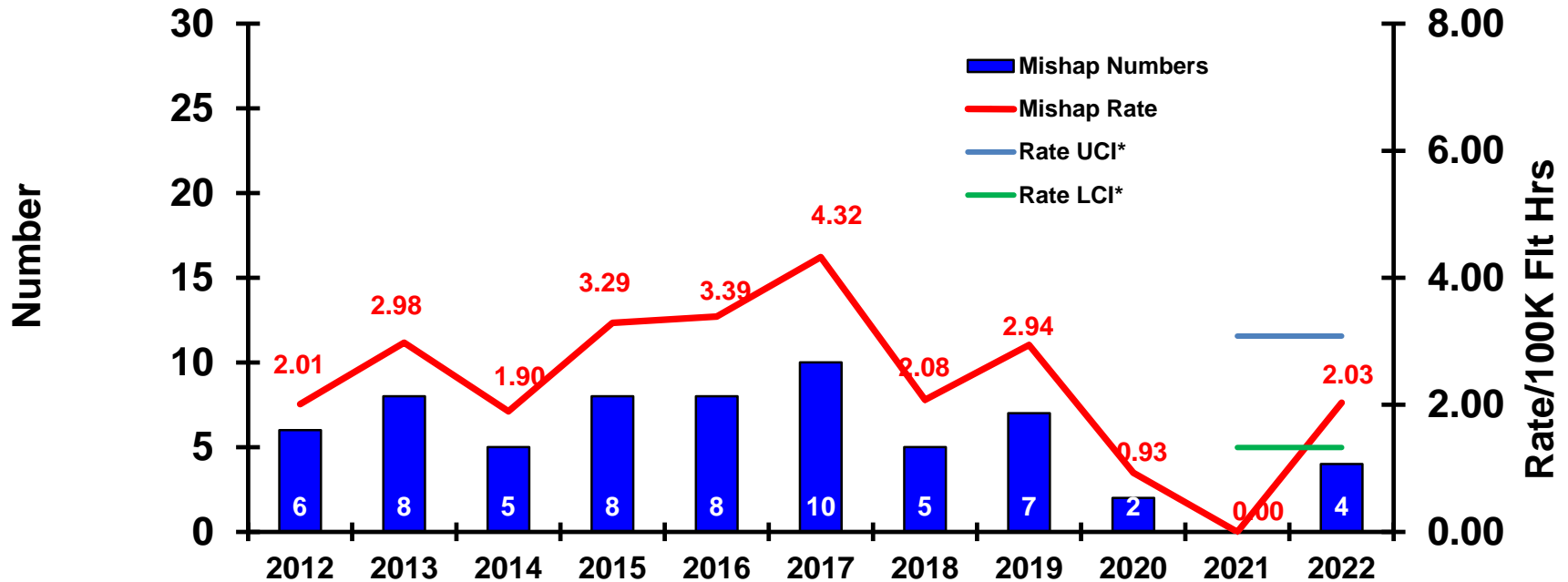
	9 Apr 22
LOST WORK TIME CASE RATE:	1.66
FY21 LOST TIME CASE RATE:	1.47
5-YEAR AVERAGE (FY17-21) LOST TIME CASE RATE:	1.93

*see last slide for definition of UCI/LCI



CLASS A FLIGHT MISHAPS

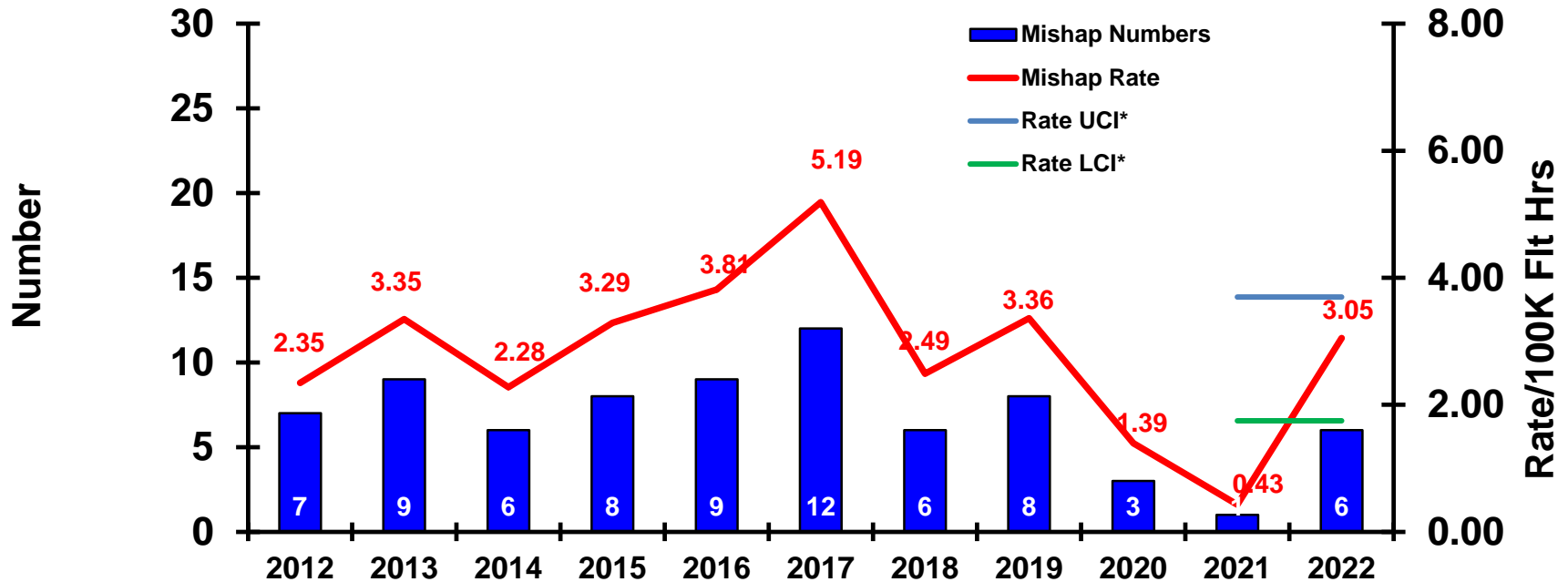
Manned Aircraft Only



	<u>3-Aug-22</u>	<u>3-Aug-21</u>
CLASS A FM/FM RATE FY COMPARISON:	4/2.03	0/0.00
FY21 MISHAPS/MISHAP RATE:	0/0.00	
10-YEAR AVERAGE (FY12-FY21) MISHAPS/MISHAP RATE:	5.90/2.38	



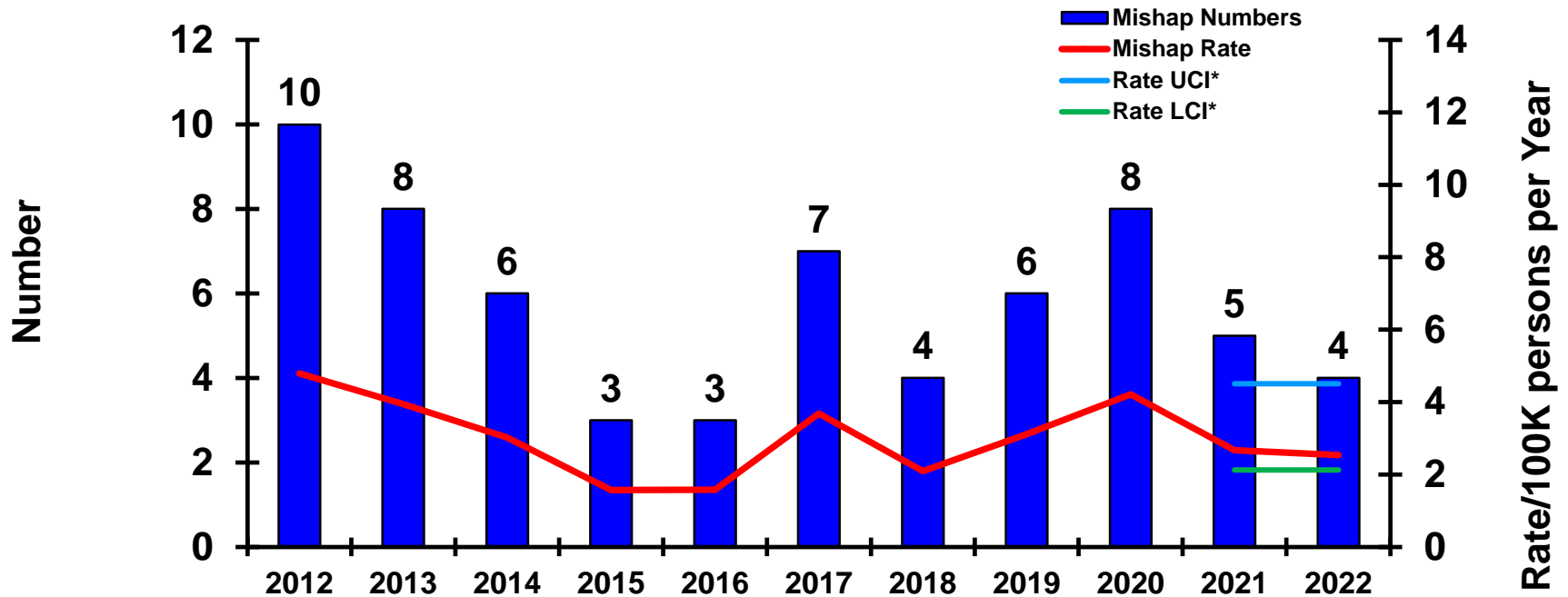
CLASS A AVIATION MISHAPS



	<u>3-Aug-22</u>	<u>3-Aug-21</u>
CLASS A MISHAPS/MISHAP RATE FY COMPARISON:	6/3.05	1/0.51
FY21 MISHAPS/MISHAP RATE:	1/0.43	
10-YEAR AVERAGE (FY12-FY21) MISHAPS/MISHAP RATE:	6.90/2.79	



CLASS A GROUND ON-DUTY MISHAPS



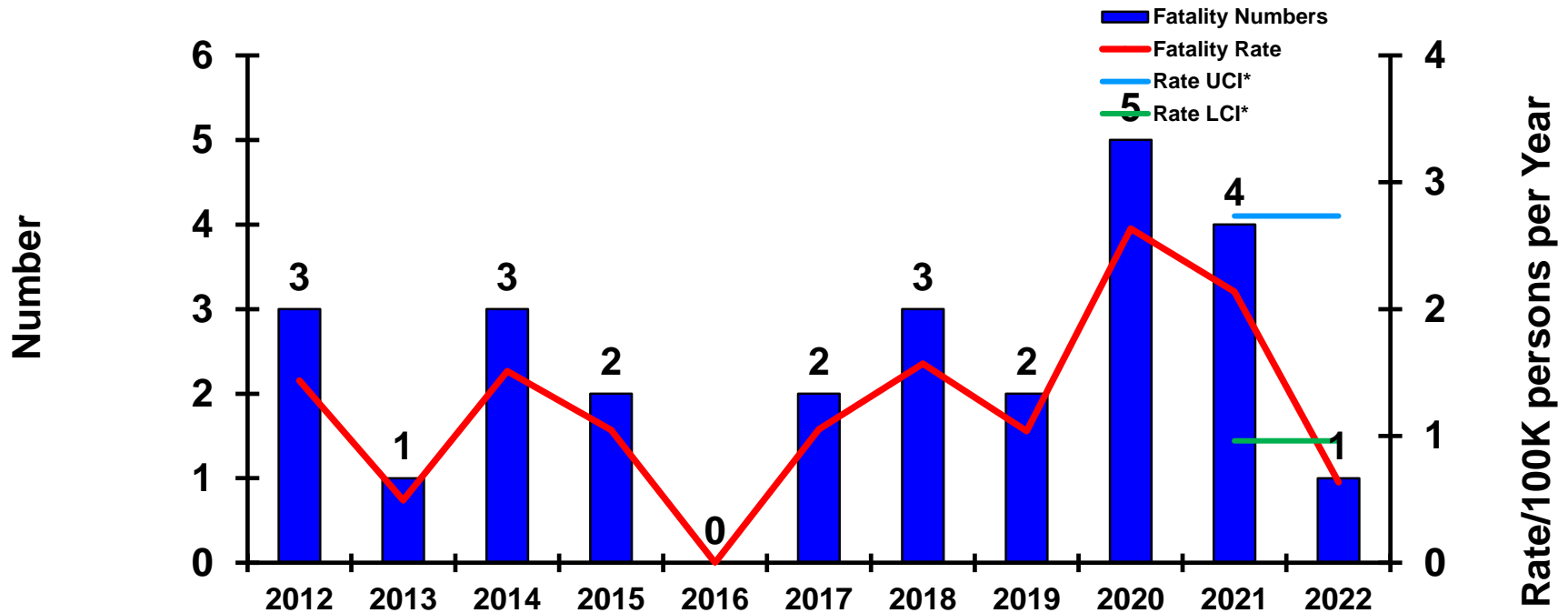
Includes PT Fatalities as well

	3-Aug-22	3-Aug-21
CLASS A MISHAPS/MISHAP RATE FY COMPARISON:	4/2.54	5/3.18
FY21 MISHAPS/MISHAP RATE:	5/2.67	
10-YEAR AVERAGE (FY12-FY21) MISHAPS/MISHAP RATE:	6.00/3.07	

*see last slide for definition of UCI/LCI



PHYSICAL TRAINING FATALITIES

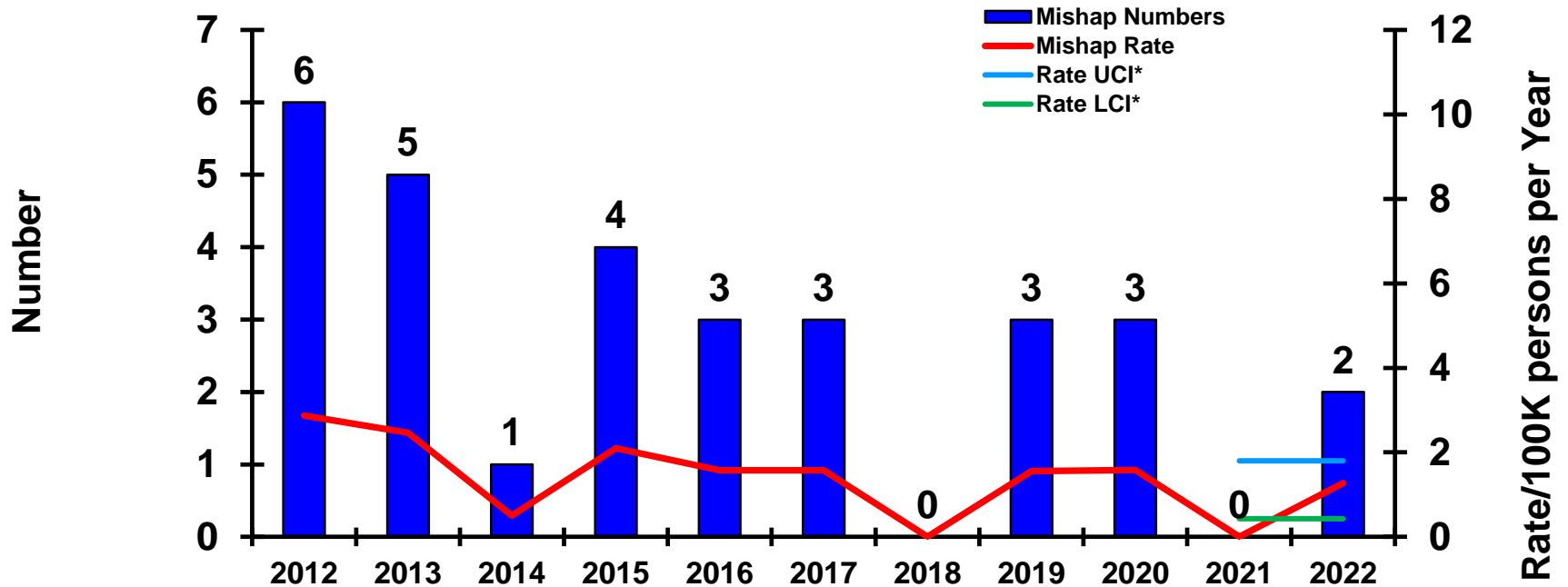


CLASS A FATALITIES/FATALITY RATE FY COMPARISON: FY21 FATALITIES/FATALITY RATE: 10-YEAR AVERAGE (FY12-FY21) FATALITIES/FATALITY RATE:	<u>3-Aug-22</u>	<u>3-Aug-21</u>
	1/0.64	4/2.54
	4/2.14	
	2.50/1.29	

*see last slide for definition of UCI/LCI



CLASS A ON-DUTY MV MISHAPS

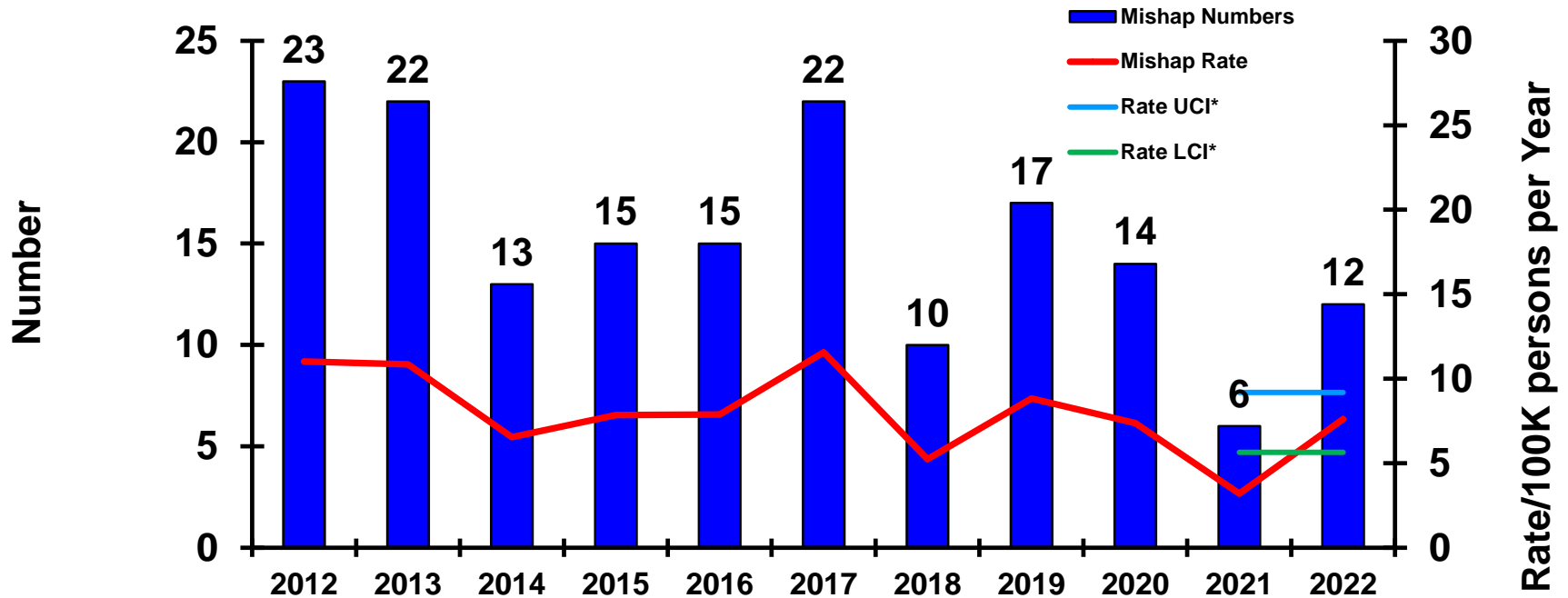


	<u>3-Aug-22</u>	<u>3-Aug-21</u>
CLASS A MISHAPS/MISHAP RATE FY COMPARISON:	2/1.27	0/0.00
FY21 MISHAPS/MISHAP RATE:	0/0.00	
10-YEAR AVERAGE (FY12-FY21) MISHAPS/MISHAP RATE:	2.80/1.42	

*see last slide for definition of UCI/LCI



TOTAL CLASS A ON-DUTY MISHAPS

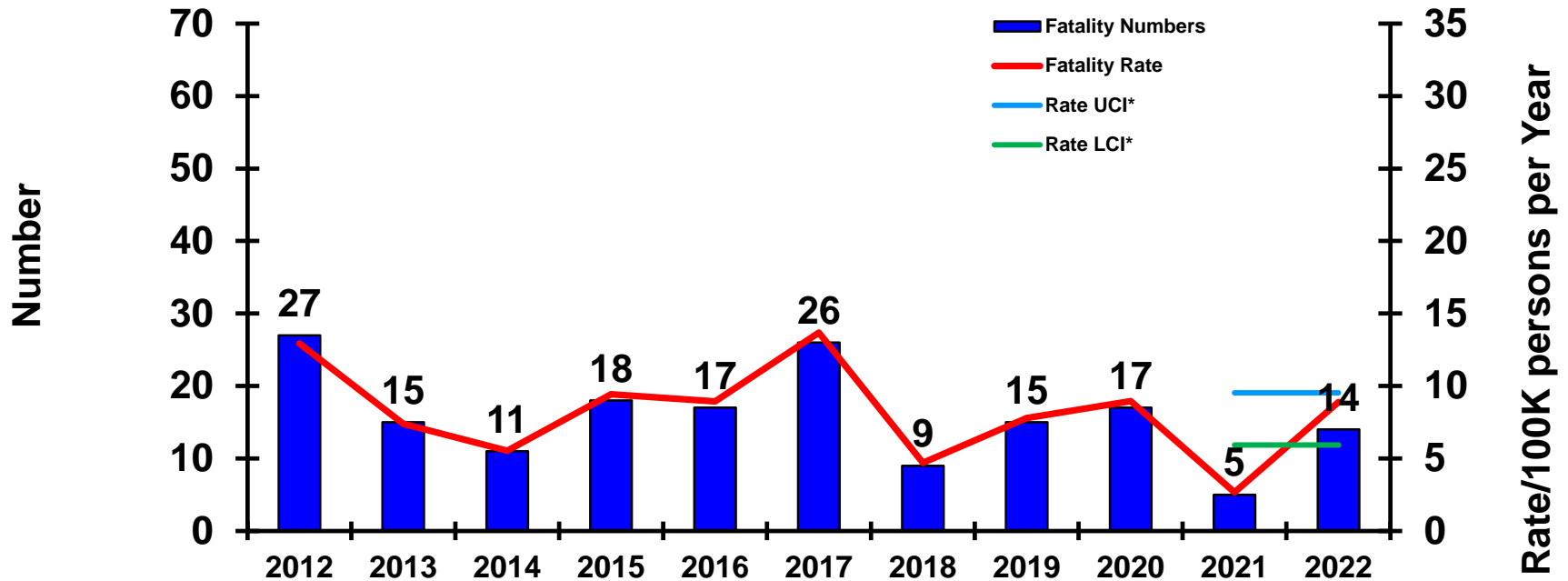


	<u>3-Aug-22</u>	<u>3-Aug-21</u>
CLASS A MISHAPS/MISHAP RATE FY COMPARISON:	12/7.62	6/0.00
FY21 MISHAPS/MISHAP RATE:	6/3.21	
10-YEAR AVERAGE (FY12-FY21) MISHAPS/MISHAP RATE:	15.70/8.04	

*see last slide for definition of UCI/LCI



ON-DUTY FATALITIES



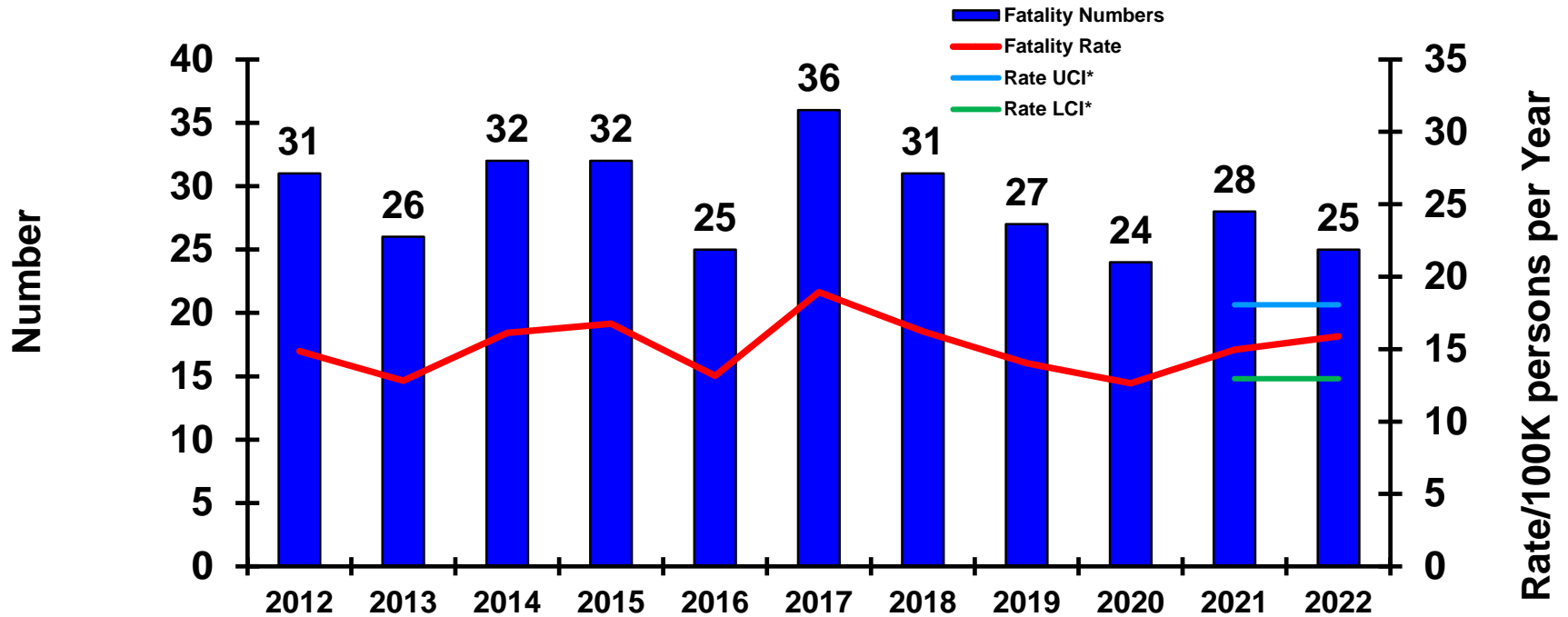
CLASS A FATALITIES/FATALITY RATE FY COMPARISON:
FY21 FATALITIES/FATALITY RATE:
10-YEAR AVERAGE (FY12-FY21) FATALITIES/FATALITY RATE:

	<u>3-Aug-22</u>	<u>3-Aug-21</u>
	14/8.89	5/3.18
	5/2.67	
	16.00/8.20	

*see last slide for definition of UCI/LCI



PMV FATALITIES



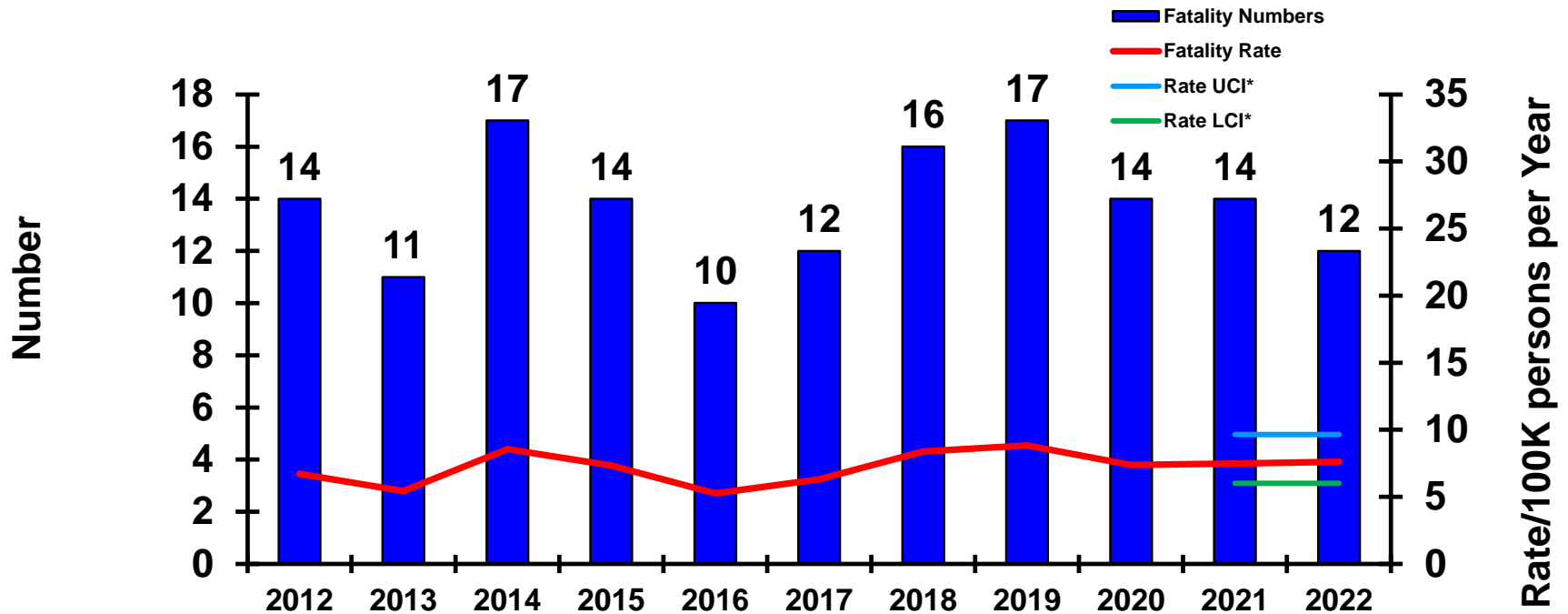
Pedestrian Fatalities this FY: 3

	3-Aug-22	3-Aug-21
CLASS A FATALITIES/FATALITY RATE FY COMPARISON:	25/15.88	23/14.62
FY21 FATALITIES/FATALITY RATE:	28/14.96	
10-YEAR AVERAGE (FY12-FY21) FATALITIES/FATALITY RATE:	29.20/15.05	

*see last slide for definition of UCI/LCI



4-WHEEL PMV FATALITIES



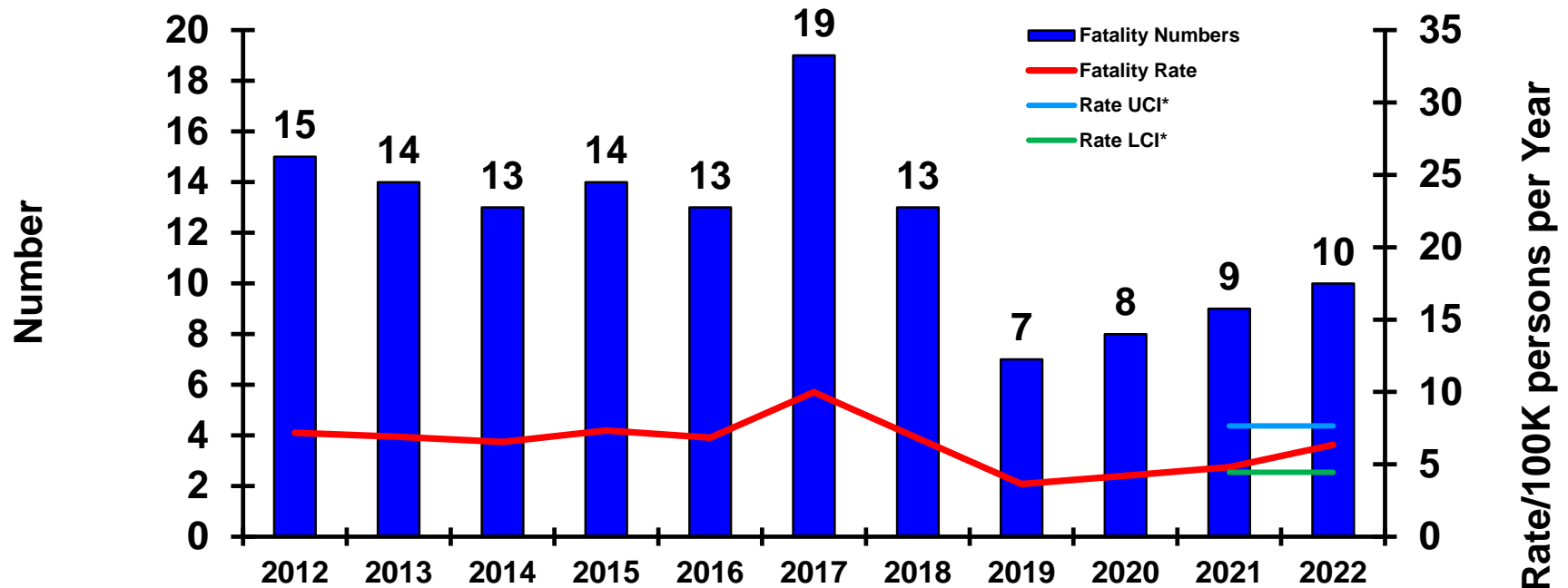
Pedestrian Fatalities not included

CLASS A FATALITIES/FATALITY RATE FY COMPARISON:	3-Aug-22	3-Aug-21
	12/7.62	6/3.81
	FY21 FATALITIES/FATALITY RATE:	
	14/7.48	
10-YEAR AVERAGE (FY12-FY21) FATALITIES/FATALITY RATE:	13.90/7.17	

*see last slide for definition of UCI/LCI



MOTORCYCLE PMV FATALITIES



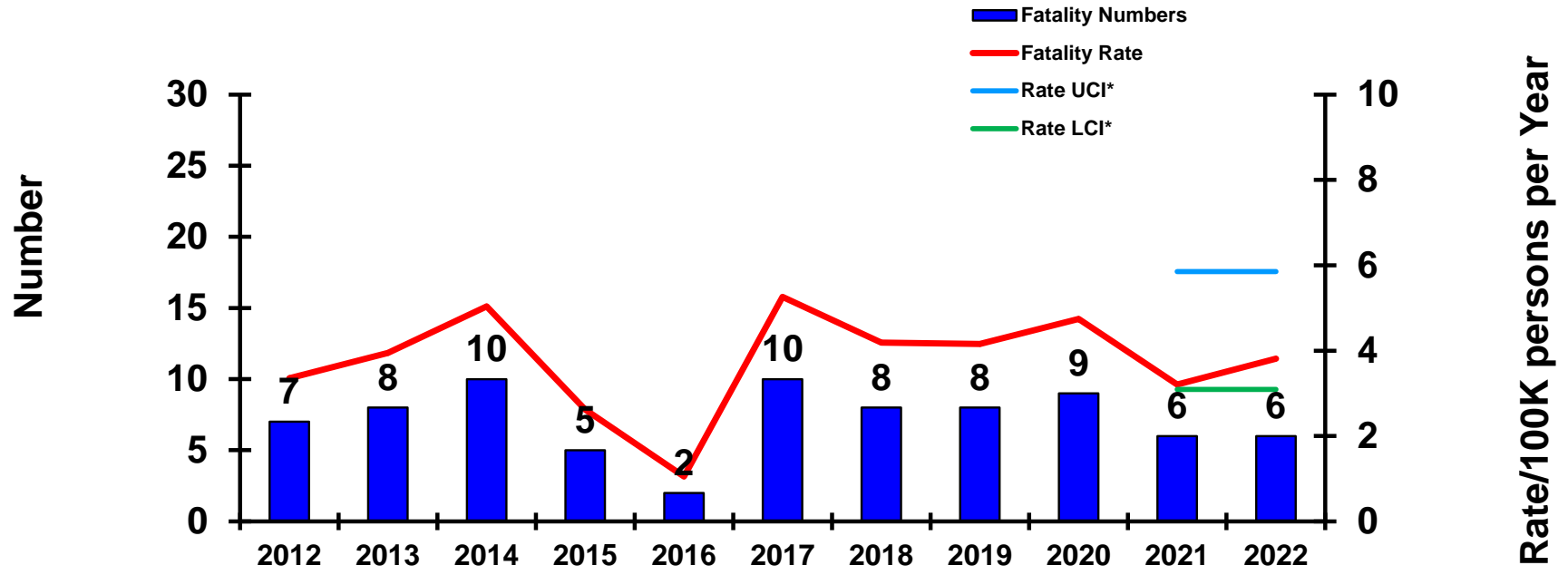
Pedestrian Fatalities not included

	3-Aug-22	3-Aug-21
CLASS A FATALITIES/FATALITY RATE FY COMPARISON:	10/6.35	8/5.09
FY21 FATALITIES/FATALITY RATE:	9/4.81	
10-YEAR AVERAGE (FY12-FY21) FATALITIES/FATALITY RATE:	12.50/6.43	

*see last slide for definition of UCI/LCI



OFF-DUTY/REC FATALITIES



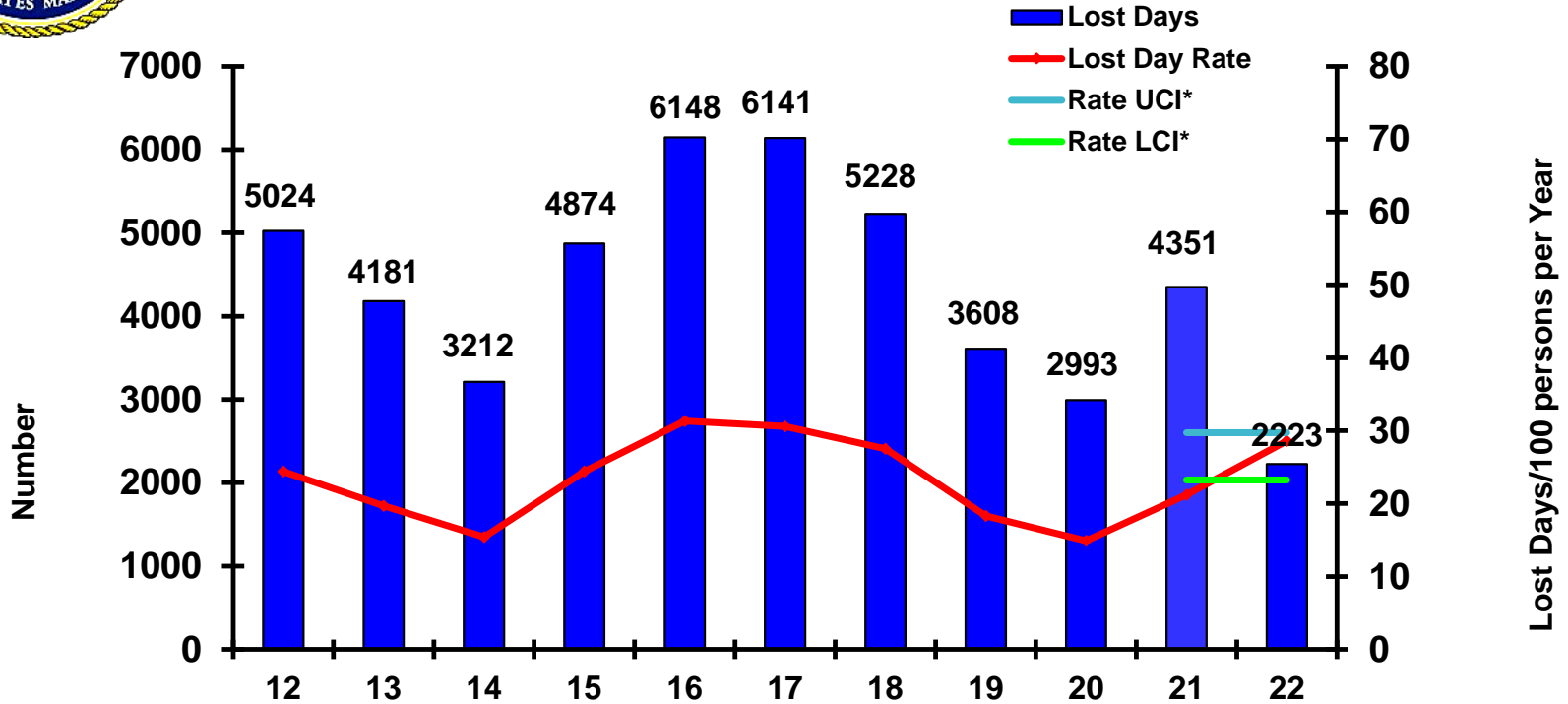
Civilian Fatalities not included (1 in FY22)

CLASS A FATALITIES/FATALITY RATE FY COMPARISON:	<u>3-Aug-22</u>	<u>3-Aug-21</u>
	6/3.81	9/4.88
	6/3.21	
	7.30/3.76	
FY21 FATALITIES/FATALITY RATE:		
10-YEAR AVERAGE (FY12-FY21) FATALITIES/FATALITY RATE:		

*see last slide for definition of UCI/LCI



CIVILIAN LOST WORK DAY

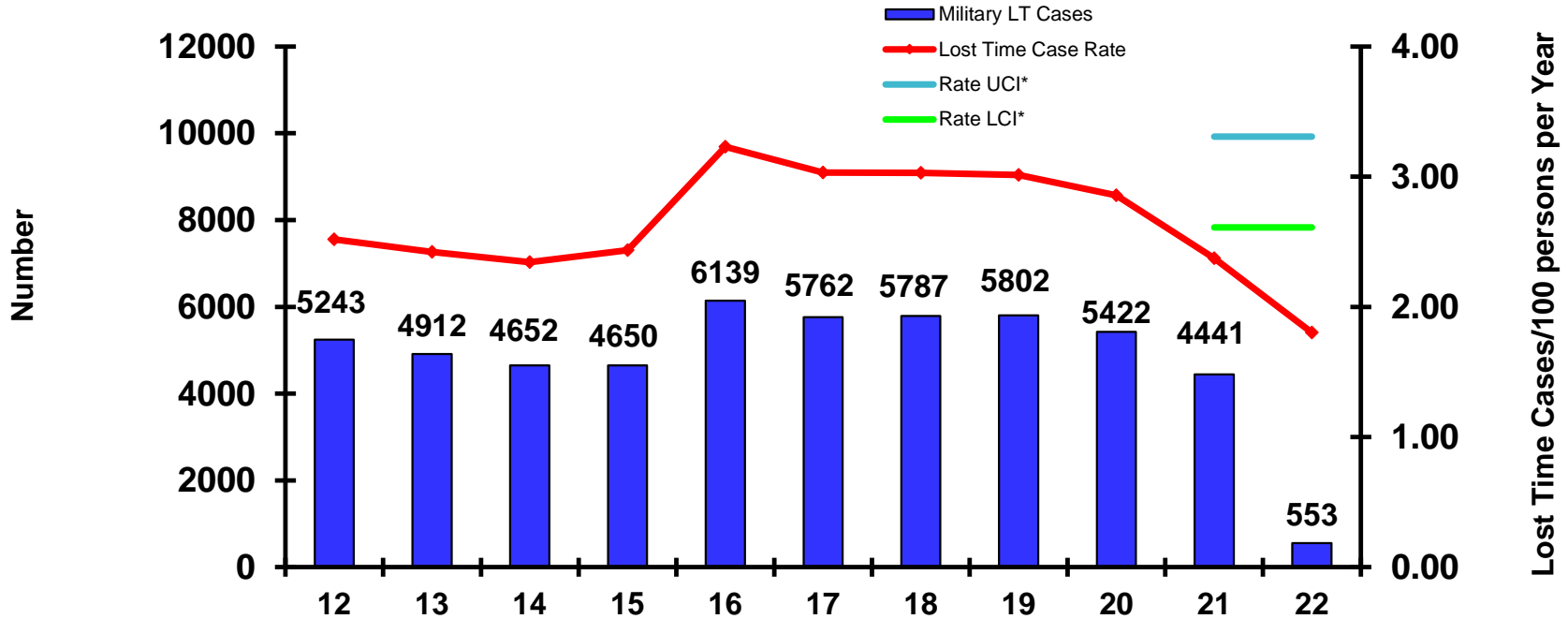


	<u>15 Jan 22</u>
LOST WORK DAY FY RATE COMPARISON:	28.61
FY21 LOST WORK DAY RATE:	21.19
5-YEAR AVERAGE (FY17-21) LOST WORK DAY RATE:	22.63

*see last slide for definition of UCI/LCI



MILITARY LOST TIME CASE RATE



	<u>9 Apr 22</u>
LOST WORK TIME CASE RATE:	2.18
FY21 LOST TIME CASE RATE:	2.37
5-YEAR AVERAGE (FY17-21) LOST TIME CASE RATE:	2.95

*see last slide for definition of UCI/LCI.

Navy Short Narratives

USN AVIATION CLASS A MISHAPS (includes UAS/UAV, FRMs and AGMs not included in the Flight Slide)

- 26 Jul 2022 (Chambers Field, NS Norfolk) Destructive weather damaged multiple aircraft on the flight line.
- 14 Jul 2022 (Location Withheld – OPSEC) E/A-18G mishap occurred immediately following a catapult shot. The aircraft landed safely, no injuries.
- 8 Jul 2022 (Location Withheld – OPSEC) F/A-18E lost at sea due to inclement weather.
- 17 Jun 2022 (Pacific Ocean) MH-60S lost external load during VERTREP. No aircraft damage or injuries reported.
- 9 Jun 2022 (IVO NAF El Centro, CA) MH-60S crashed during training flight. 4 x injured aircrewmembers.
- 3 Jun 2022 (IVO NAWS China Lake, CA) F/A-18E crashed during training flight, one fatality.
- 23 May 2022 (IVO NAS Key West, FL) F/A-18F experienced inflight emergency, landed safely at airfield, no injury to aircrew.
- 30 Mar 2022 (IVO Wallops Island, VA) E-2D crashed, two aircrew injured, one deceased.
- 24 Jan 2022 (Location withheld – OPSEC) F-35C crashed during landing, pilot ejected. No fatalities.
- 12 Jan 2022 (Smithfield, VA) MH-60S made emergency landing, no significant injuries.
- 29 Nov 2021 (Location Withheld - OPSEC) F/A-18E suffered a system failure while airborne. Aircraft recovered safely, but subsequent inspections revealed suspected Class A damage to the airframe. No injuries.
- 24 Nov 2021 (Location Withheld – OPSEC) Dipping sonar separated from cable during ASW exercise. Aircraft safely recovered. No injuries reported.
- 4 Oct 2021 (IVO Death Valley National Park, CA) F/A-18F crashed in the vicinity of Death Valley National Park. Single aircrew ejected successfully with non-life threatening injuries.

USN AFLOAT CLASS A MISHAPS

- 10 Jul 2022 (San Diego, CA) SVM was injured onboard ship and succumbed to injuries.
- 2 Apr 2022 (Puget Sound Naval Shipyard, Bremerton, WA) Damage to sub incurred in shipyard
- 23 Mar 2022 (NAVSTA Mayport, FL) Damage to ship incurred in shipyard.
- 11 Feb 2022 (Location Withheld – OPSEC). USS Ship had a main reduction gear casualty, no injuries to crew.
- 21 Jan 2022 (Location Withheld – OPSEC) USS Ship received damage to sonar dome. No injuries to crew.
- 8 Nov 2021 (Location Withheld – OPSEC) USS Ship SM-3 system damaged while conducting maintenance.
- 8 Oct 2021 (Location Withheld – OPSEC) USS Ship shaft bearing damaged while underway for training.
- 2 Oct 2021 (Location Withheld – OPSEC) USS Submarine allision.

Navy Short Narratives

USN SHORE CLASS A MISHAPS

- 3 May 2022 (Gulfport, MS) While launching a small boat, a government service employee fell in the water and drowned.
- 5 Apr 2022 (Brad, TX) F-35B engine received FOD damage in contractor custody.
- 7 Dec 2021 (Location Withheld – OPSEC) Boat took on water while moored and sunk.
- 4 Dec 2021 (Virginia Beach, VA) SVM injured during training exercise. Succumbed to injuries on 7 Dec 2021.

USN PHYSICAL TRAINING CLASS A MISHAPS

- 4 Feb 2022 (NAB Coronado, CA) SVM died at hospital after physical training.

USN ON-DUTY MOTOR VEHICLE CLASS A MISHAPS

- 3 Jun 2022 (Jacumba, CA) SVM died in government motor vehicle.

USN PRIVATE MOTOR VEHICLE FATALITIES

- 7 Jul 2022 (Pensacola, FL) SVM involved in a motor vehicle accident, succumbed to injuries.
- 29 Jun 2022 (Juffair, Bahrain) SVM involved in motorcycle accident, died at scene.
- 22 Jun 2022 (Virginia Beach, VA) SVM involved in a motor vehicle accident (PMV-2), died at scene.
- 13 Jun 2022 (Jacksonville, FL) SVM involved in a motor vehicle accident. Exited the vehicle and was struck by another vehicle. Succumbed to injuries at hospital on 14 Jun 2022.
- 30 May 2022 (San Diego, CA) SVM struck by vehicle while walking along freeway, died at scene.
- 24 May 2022 (Jacksonville, FL) SVM involved in motorcycle accident and died.
- 12 May 2022 (Jacksonville, FL) SVM involved in a motorcycle accident, died at hospital.
- 8 May 2022 (Jacksonville, FL) SVM involved in a motorcycle accident, died at scene.
- 18 Apr 2022 (Ventura, CA) SVM involved in a motorcycle accident, died at scene.
- 1 Apr 2022 (Beaumont, CA) SVM involved in motor vehicle accident, died on scene.
- 26 Mar 2022 (North Charleston, SC) SVM involved in a motorcycle accident, died at hospital.
- 1 Mar 2022 (New Orleans, LA) SVM struck by motor vehicle and died.

Navy Short Narratives

USN PRIVATE MOTOR VEHICLE FATALITIES (continued)

- 13 Feb 2022 (Camarillo, CA) SVM died in a motorcycle accident.
- 22 Jan 2022 (Jacksonville, FL) SVM involved in a motor vehicle accident and died.
- 28 Dec 2021 (La Porte County, IN) SVM involved in a motor vehicle accident. Deceased at scene.
- 20 Dec 2021 (Isle of Wight, VA) SVM in motor vehicle accident, deceased at scene of accident.
- 4 Oct 2021 (San Diego, CA) 2 x SVM involved in motor vehicle accident, 1 x SVM succumbed to injuries on 9 Oct 21.
- 2 Oct 2021 (San Diego, CA) SVM lost control of motorcycle, hit wall, fell and died.
- 1 Oct 2021 (Augusta, GA) SVM fell off motorcycle, hit by automobile, died at hospital.

USN OFF-DUTY/RECREATIONAL FATALITIES

- 16 Jul 2022 (Santo del Aqua, Chile) SVM fell during hike and died.
- 9 Jul 2022 (Phoenix, AZ) SVM sustained serious injuries while hiking, died enroute to hospital.
- 28 Jun 2022 (Norfolk, VA) SVM fell in shower and succumbed to injuries.
- 11 Jun 2022 (Norfolk, VA) SVM riding ATV on public road, rolled over resulting in death.
- 30 May 2022 (Portsmouth, VA) SVM drowned while canoeing.
- 26 Dec 2021 (Jacksonville, FL) SVM died in a recreational plane crash.
- 12 Nov 2021 (Ridgecrest, CA) SVM perished in a private civilian aircraft.

Marine Corps Short Narratives

USMC AVIATION CLASS A MISHAPS (includes UAS/UAV, FRMs and AGMs not included in the Flight Slide)

- 8 Jun 2022 (IVO MCAS Yuma, AZ) MV-22B crashed during a training flight. Five fatalities.
- 18 Mar 2022 (IVO Bodo, Norway) MV-22B crashed during training flight. Four fatalities.
- 3 Mar 2022 (IVO Lobeco, SC) F/A-18D crashed shortly after takeoff. Two crewmembers ejected successfully.
- 16 Feb 2022 (MCAS Yuma, AZ) CH-53E aviation ground mishap. No injuries to aircrew.
- 27 Jan 2022 (MCAS Yuma, AZ) F-35B experienced engine damage during a post-maintenance ground turn. No injuries reported.
- 6 Jan 2022 (McGuire AFB, NJ) AH-1Z crashed on final. No injuries or fatalities reported.

USMC GROUND CLASS A MISHAPS

- 8 Jun 2022 (Zanesville, OH) SVM involved in a parachute mishap, resulting in permanent disability.
- 17 Apr 2022 (Pyramid Rock Beach, MCB Kanehoe Bay, HI) SVM drowned during training.
- 3 Oct 2021 (Twenty-Nine Palms, CA) SVM received gunshot wound to chest while conducting dry fire rehearsal training. Died at scene.

USMC PHYSICAL TRAINING CLASS A MISHAPS

- 2 Jun 2022 (Wilmington, NC) SVM collapsed during PFT, died at hospital.

USMC ON-DUTY MOTOR VEHICLE CLASS A MISHAPS

- 29 Apr 2022 (Sneads Ferry, NC) Government Civilian involved in a motorcycle accident that resulted in permanent disability.
- 19 Jan 2022 (Sneads Ferry, NC). SVMs involved in a military vehicle accident. Two deceased at scene.

USMC PRIVATE MOTOR VEHICLE FATALITIES

- 16 Jul 2022 (Inyo County, CA) SVM was passenger in a motor vehicle during an accident and died at scene.
- 3 Jul 2022 (Torrington, CT) SVM involved in a motorcycle accident, died at the hospital.
- 18 Jun 2022 (Jacksonville, NC) SVM involved in a motor vehicle accident, died at scene.
- 18 Jun 2022 (IVO MCAS New River, NC) 2 x SVM involved in motor vehicle accident, both died at scene.
- 17 Jun 2022 (IVO Camp Lejeune MCB, NC) SVM involved in head-on collision while riding motorcycle, succumbed to injuries at hospital on 19 Jun 2022.
- 28 May 2022 (Wilmington, NC) SVM involved in motorcycle accident, died from injuries on 2 Jun 2022.

Marine Corps Short Narratives

USMC PRIVATE MOTOR VEHICLE FATALITIES (continued)

- 15 May 2022 (Deming, NM) SVM involved in a motorcycle accident, died at scene.
- 15 May 2022 (Malibu, CA) SVM involved in a motorcycle accident, died at scene.
- 14 May 2022 (Camp Foster, Japan) SVM involved in a motor vehicle accident, died at the hospital.
- 26 Mar 2022 (Carlsbad, CA). SVM involved in a motorcycle accident, died at hospital.
- 18 Mar 2022 (Murray, UT) SVM struck by vehicle while crossing street and died.
- 12 Mar 2022 (Charleston, WV) SVM in a POOLEE status involved in motor vehicle accident, died at hospital.
- 5 Feb 2022 (Greenbelt, MD) SVM was passenger in motor vehicle accident, died on scene.
- 4 Feb 2022 (Noborikawa, Japan) SVM involved in motor vehicle accident, died at the hospital.
- 4 Feb 2022 (Uruma, Japan) SVM involved in motor vehicle accident, died at the hospital.
- 30 Dec 2021 (Palm Springs, CA) SVM was riding a dirt bike off-road. The SVM attempted to cross a road, was hit by a semi-truck, and died at hospital.
- 6 Dec 2021 (Oceanside, CA) While assisting a wrecked vehicle on freeway, SVM struck by another vehicle. SVM deceased.
- 5 Dec 2021 (Wilmington, NC) SVM struck by vehicle while crossing street. Deceased on 9 Dec 21.
- 4 Dec 2021 (Camp Pendleton, CA) SVM involved in motorcycle accident. Pronounced deceased at scene.
- 20 Nov 2021 (Greenville, NC) SVM involved in motorcycle accident. Deceased on 4 Dec 2021.
- 6 Nov 2021 (Chandler, AZ) SVM involved in a motorcycle accident, died at hospital.
- 5 Nov 2021 (Okinawa, Japan) SVM lost control of vehicle, admitted to hospital. Died on 17 Nov 2021.
- 26 Oct 2021 (Ramona, CA) USNR on active duty attached to USMC unit involved in a single vehicle accident. Deceased at scene.
- 17 Oct 2021 (Ponchatoula, LA) SVM died in a multi-vehicle accident.

USMC OFF-DUTY/RECREATIONAL FATALITIES

- 30 Jul 2022 (Camp Foster, Japan) SVM fell from 3rd Floor barracks window. Succumbed to injuries on 1 Aug 2022.
- 24 Apr 2022 (MCB Hawaii, Hawaii) SVM drowned while swimming off-duty/on-base.
- 1 Feb 2022 (Seattle, Washington) SVM died due to possible over-consumption of alcohol.
- 23 Dec 2021 (Waterfall, PA) SVM on leave, died in a house fire.
- 16 Oct 2021 (Washington, DC) SVM died on 17 October from head injury after falling down the stairs.
- 9 Oct 2021 (McCloud, OK) SVM went swimming in a lake and drowned.



Mishap Confidence Interval



- UCI = Upper Confidence Interval LCI = Lower Confidence Interval
- Rate values above the UCI or below the LCI infer a statistically significant change is probable. This is only an indicator. Significance cannot be determined until end-of-year.
- Values between the UCI and LCI infer that nothing significant has occurred to increase or decrease mishap rate.

(Confidence Interval is based on: Poisson Rate related to a Chi Squared Distribution and calculated using FY16-20 data except for the Lost Work Days and Lost Time Case slides which were based on a normal distribution).