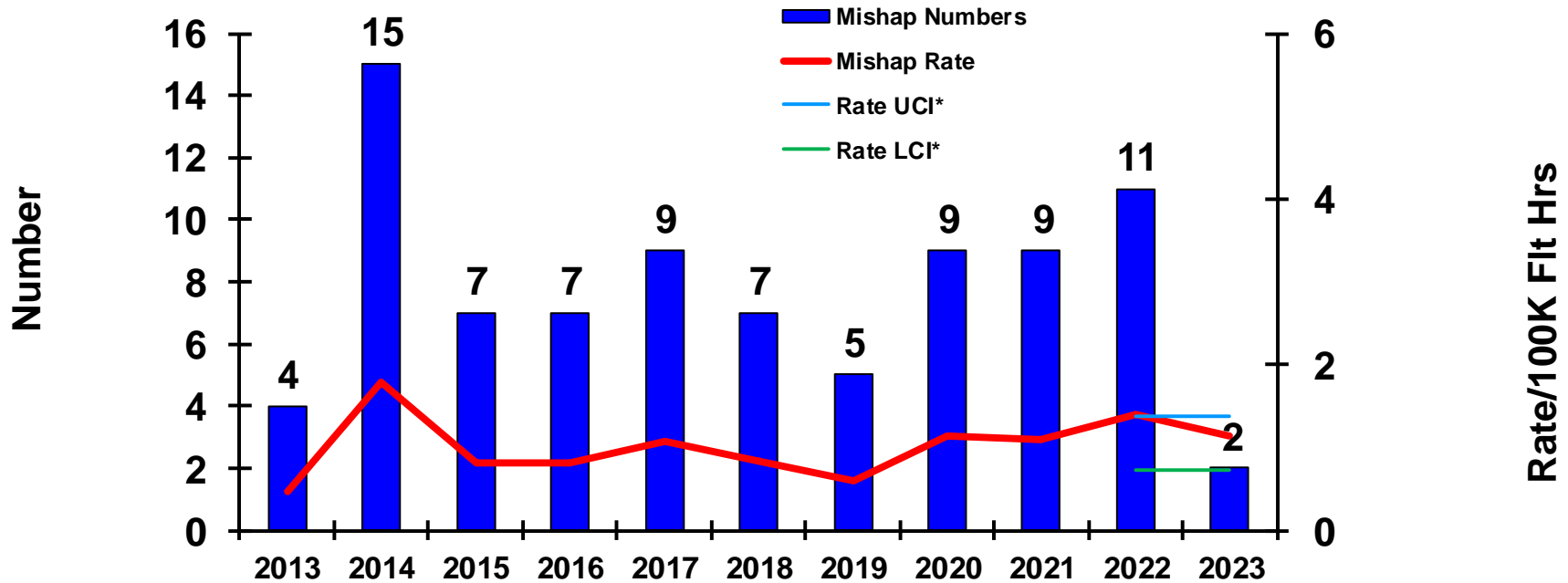




# CLASS A FLIGHT MISHAPS

Manned Aircraft Only

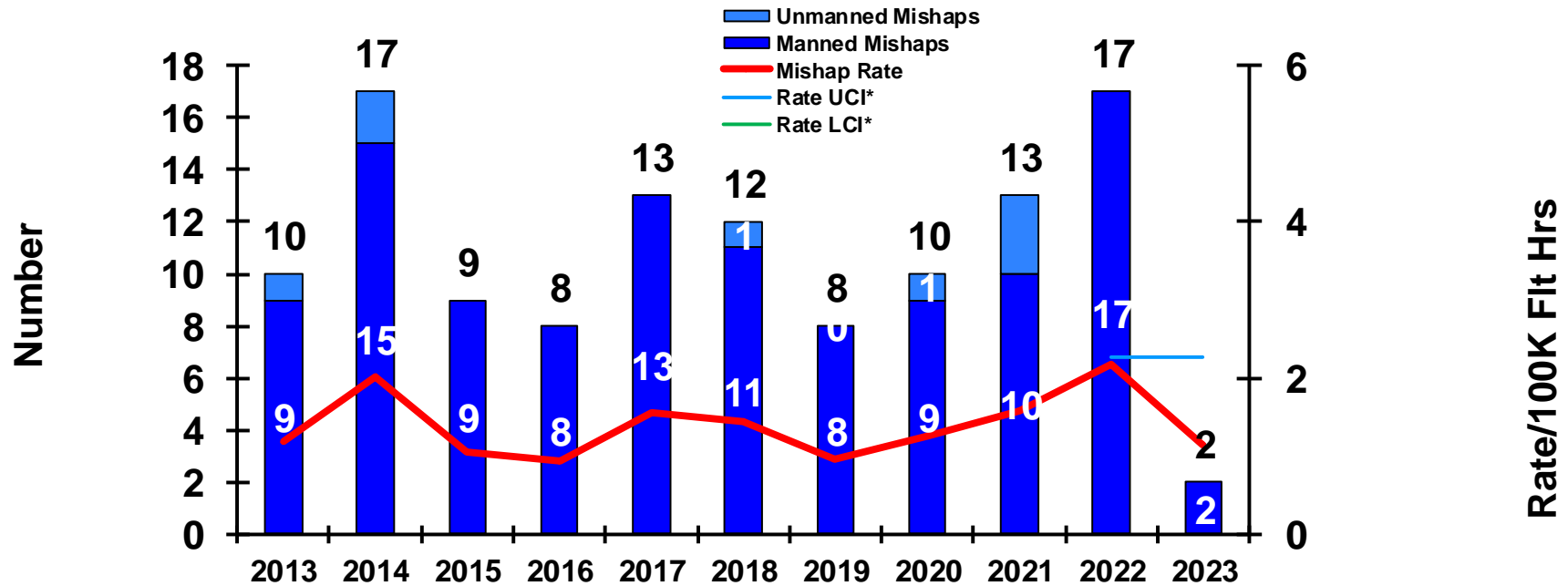


	<u>4-Jan-23</u>	<u>4-Jan-22</u>
<b>CLASS A MISHAPS/MISHAP RATE FY COMPARISON:</b>	2/1.15	1/0.52
<b>FY22 MISHAPS/MISHAP RATE:</b>	11/1.41	
<b>10-YEAR AVERAGE (FY13-FY22) MISHAPS/MISHAP RATE:</b>	8.30/1.00	

\*see last slide for definition of UCI/LCI



# CLASS A AVIATION MISHAPS

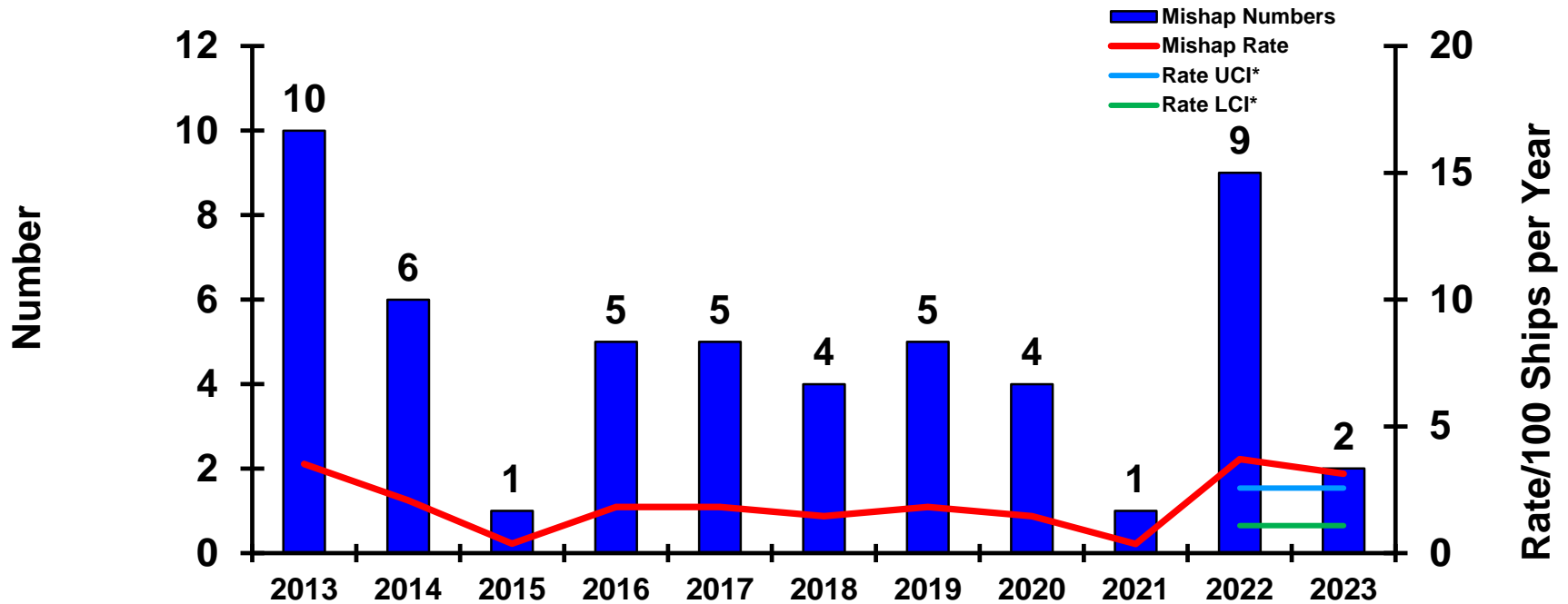


	<u>4-Jan-23</u>	<u>4-Jan-22</u>
<b>CLASS A MISHAPS/MISHAP RATE FY COMPARISON:</b>	2/1.15	2/1.05
<b>FY22 MISHAPS/MISHAP RATE:</b>	17/2.17	
<b>10-YEAR AVERAGE (FY13-FY22) MISHAPS/MISHAP RATE:</b>	11.70/1.41	

\*see last slide for definition of UCI/LCI



# CLASS A AFLOAT MISHAPS

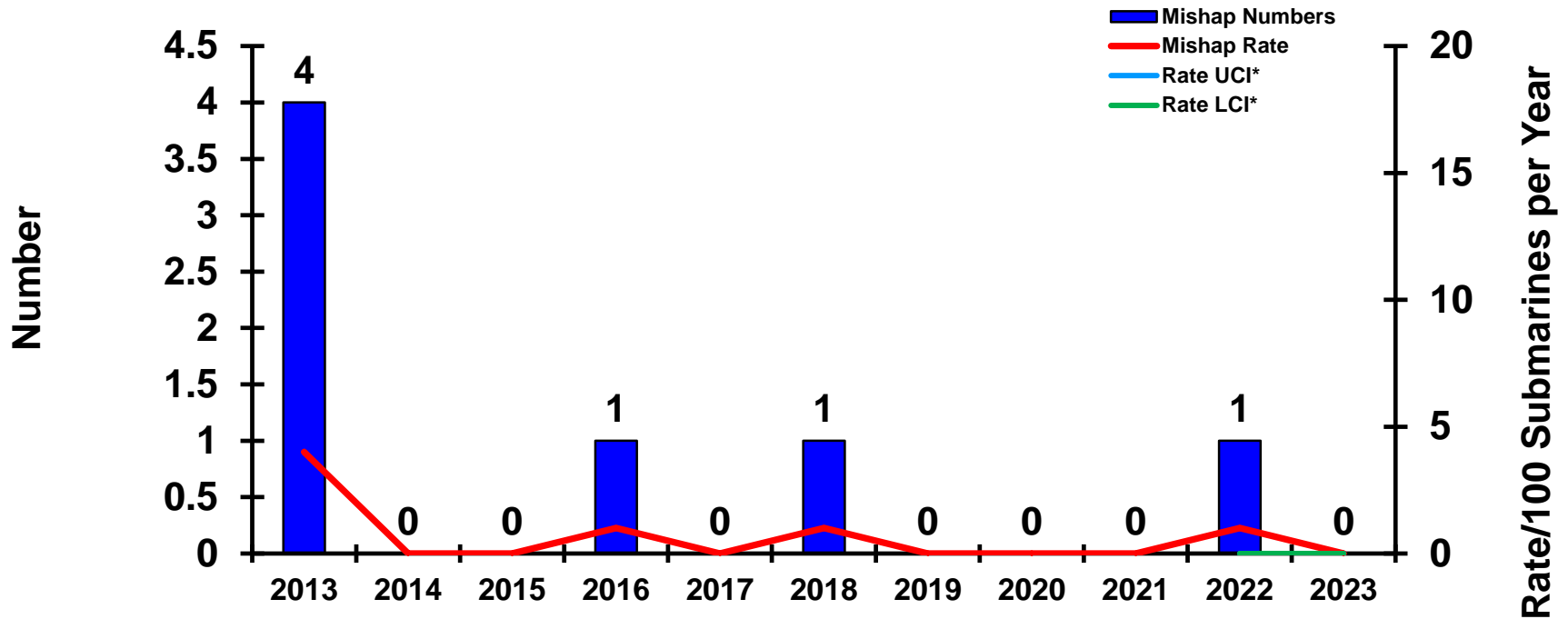


	<u>4-Jan-23</u>	<u>4-Jan-22</u>
<b>CLASS A MISHAPS/MISHAP RATE FY COMPARISON:</b>	2/3.13	3/4.69
<b>FY22 MISHAPS/MISHAP RATE:</b>	9/3.70	
<b>10-YEAR AVERAGE (FY13-FY22) MISHAPS/MISHAP RATE:</b>	5.00/1.84	

\*see last slide for definition of UCI/LCI



# CLASS A SUBMARINE MISHAPS

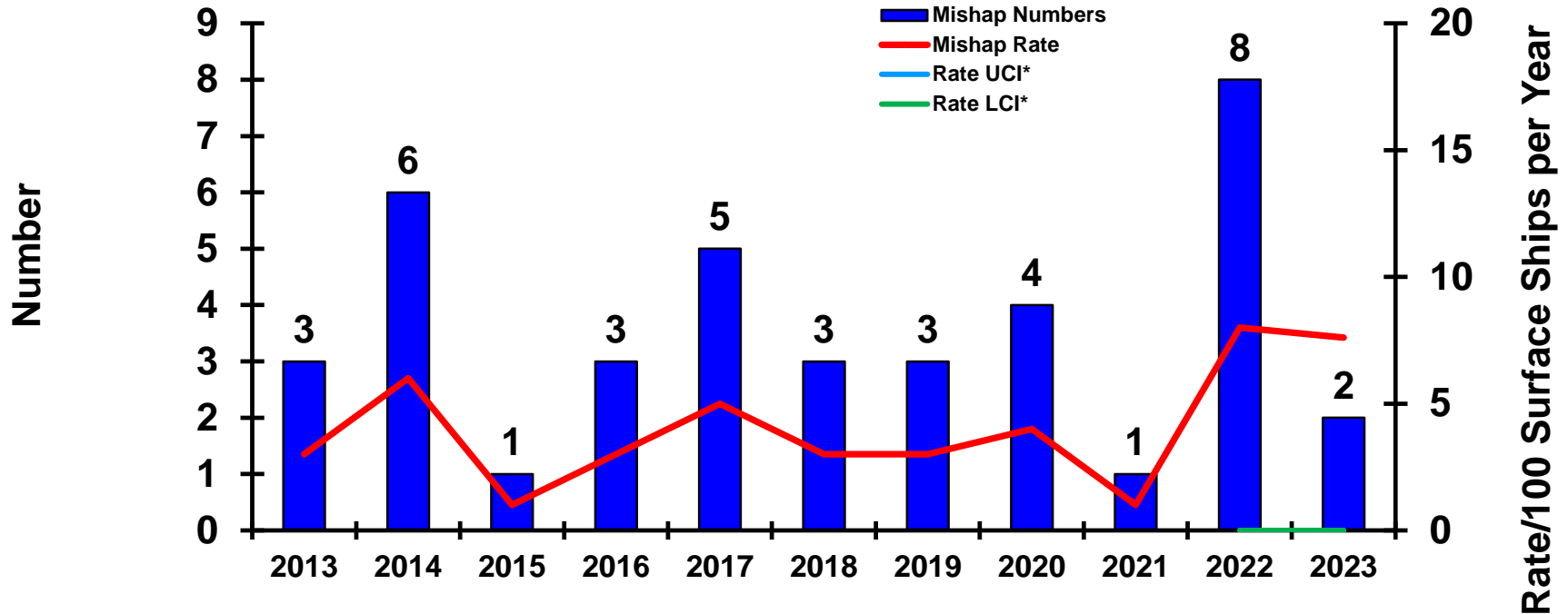


	<u>4-Jan-23</u>	<u>4-Jan-22</u>
<b>CLASS A MISHAPS/MISHAP RATE FY COMPARISON:</b>	0/0.00	1/1.00
<b>FY22 MISHAPS/MISHAP RATE:</b>	1/1.00	
<b>10-YEAR AVERAGE (FY13-FY22) MISHAPS/MISHAP RATE:</b>	0.70/0.70	

\*see last slide for definition of UCI/LCI



# CLASS A SURFACE SHIP MISHAPS

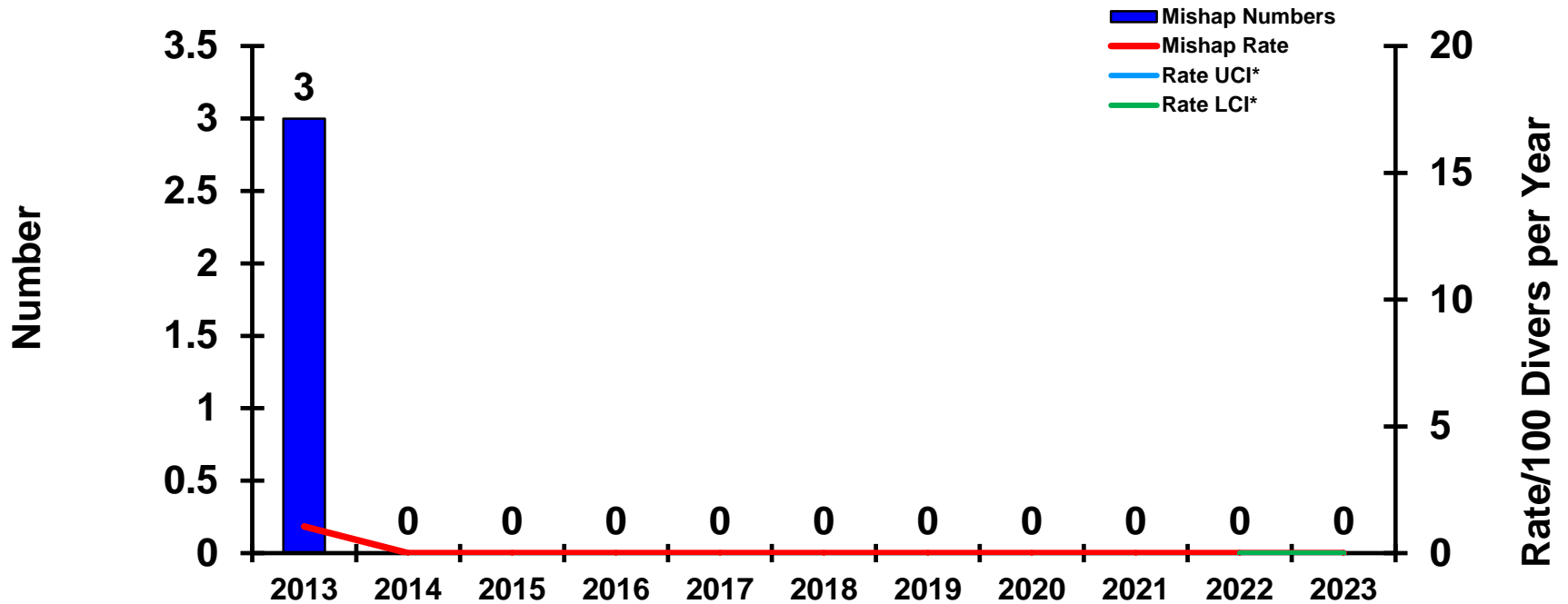


	<u>4-Jan-23</u>	<u>4-Jan-22</u>
<b>CLASS A MISHAPS/MISHAP RATE FY COMPARISON:</b>	2/7.60	2/2.00
<b>FY22 MISHAPS/MISHAP RATE:</b>	8/8.00	
<b>10-YEAR AVERAGE (FY13-FY22) MISHAPS/MISHAP RATE:</b>	3.70/3.70	

\*see last slide for definition of UCI/LCI



# CLASS A DIVING MISHAPS

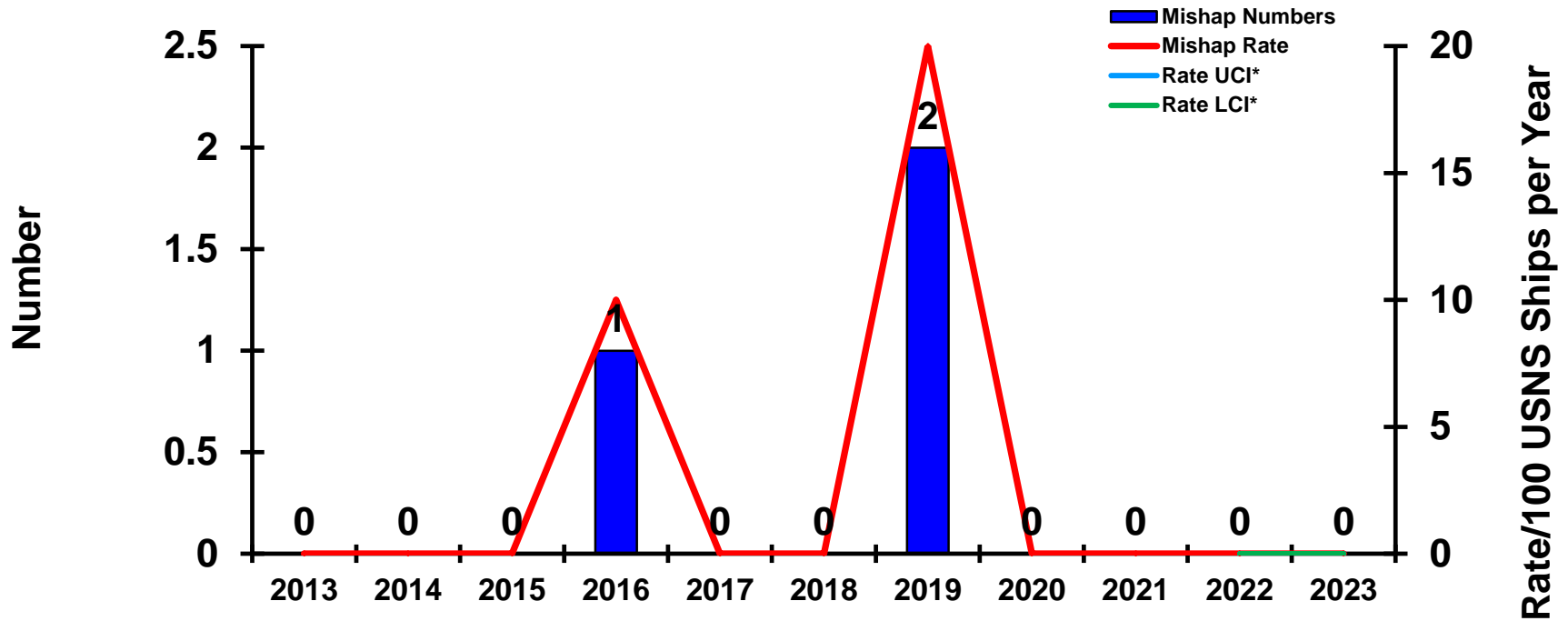


	<u>4-Jan-23</u>	<u>4-Jan-22</u>
<b>CLASS A MISHAPS/MISHAP RATE FY COMPARISON:</b>	0/0.00	0/0.00
<b>FY22 MISHAPS/MISHAP RATE:</b>	0/0.00	
<b>10-YEAR AVERAGE (FY13-FY22) MISHAPS/MISHAP RATE:</b>	0.30/0.11	

\*see last slide for definition of UCI/LCI



# CLASS A MSC AFLOAT MISHAPS

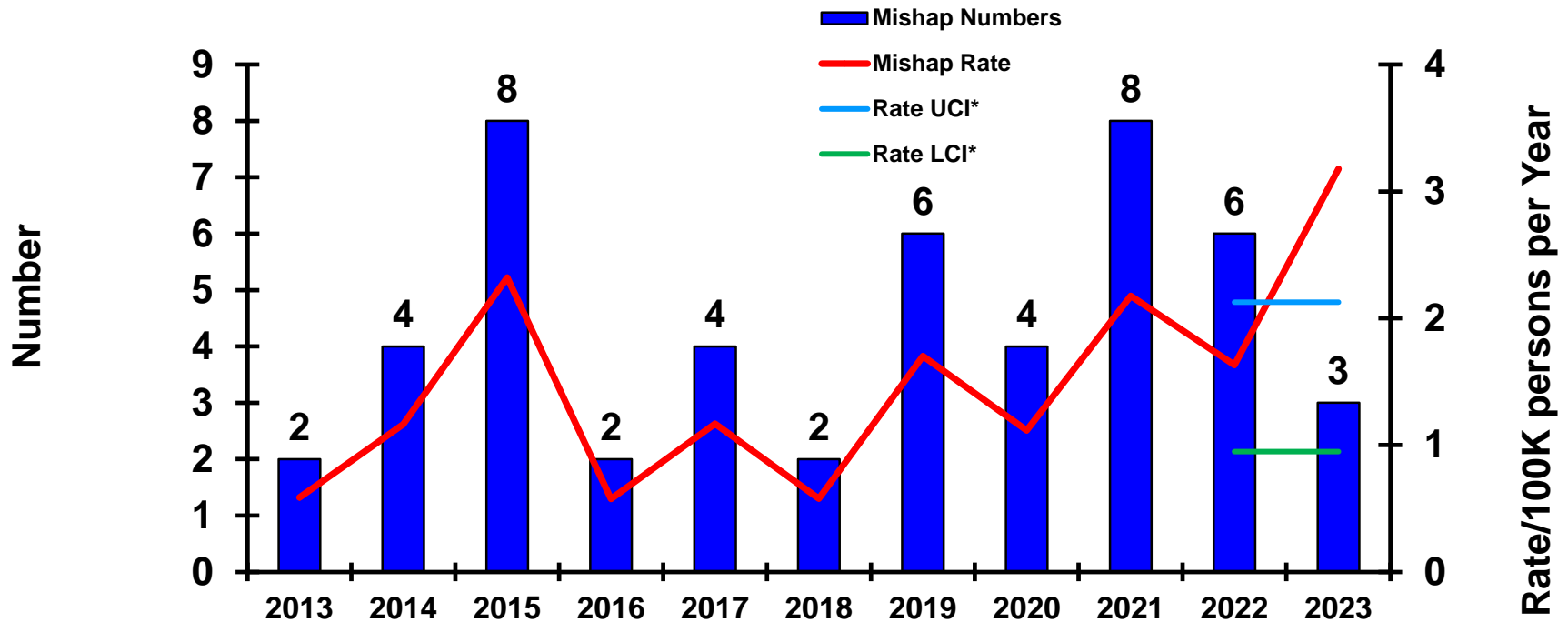


	<u>4-Jan-23</u>	<u>4-Jan-22</u>
<b>CLASS A MISHAPS/MISHAP RATE FY COMPARISON:</b>	0/0.00	0/0.00
<b>FY22 MISHAPS/MISHAP RATE:</b>	0/0.00	
<b>10-YEAR AVERAGE (FY13-FY22) MISHAPS/MISHAP RATE:</b>	0.30/3.00	

\*see last slide for definition of UCI/LCI



# CLASS A SHORE ON-DUTY MISHAPS



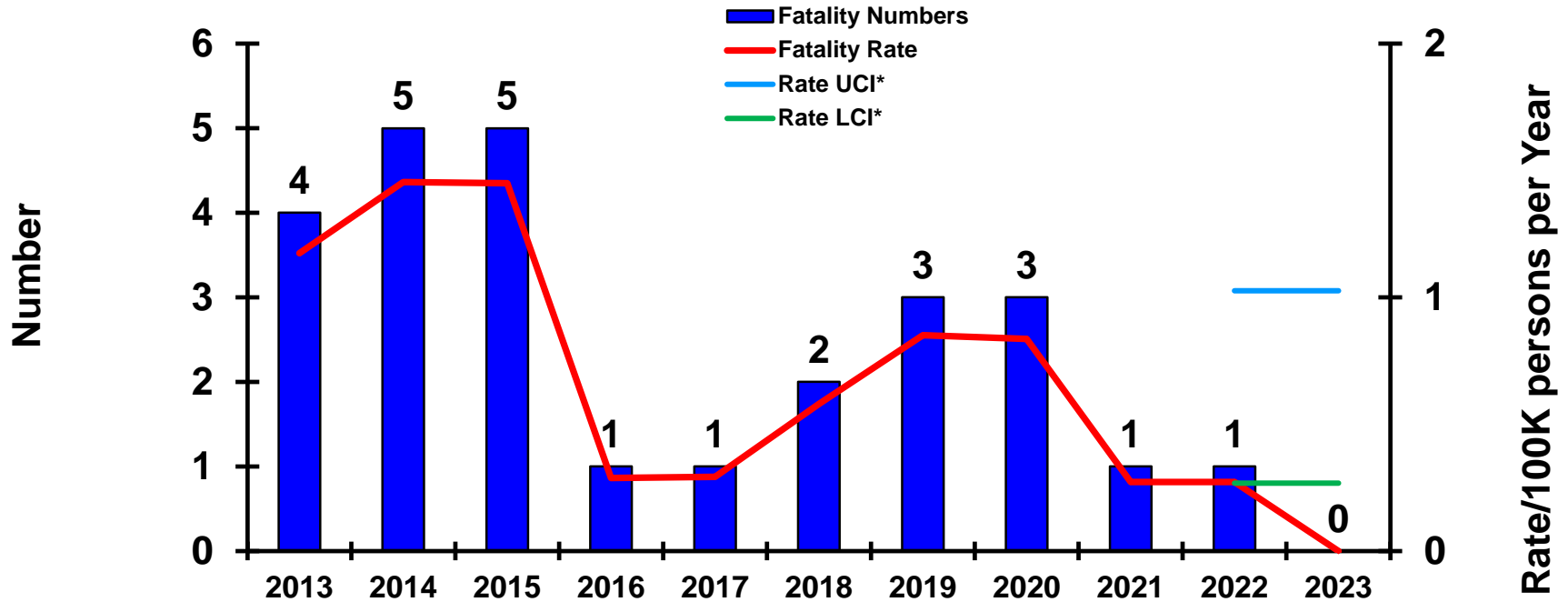
	<u>4-Jan-23</u>	<u>4-Jan-22</u>
<b>CLASS A MISHAPS/MISHAP RATE FY COMPARISON:</b>	3/3.18	2/2.07
<b>FY22 MISHAPS/MISHAP RATE:</b>	6/1.63	
<b>10-YEAR AVERAGE (FY13-FY22) MISHAPS/MISHAP RATE:</b>	4.60/1.30	

\*see last slide for definition of UCI/LCI





# PHYSICAL TRAINING FATALITIES

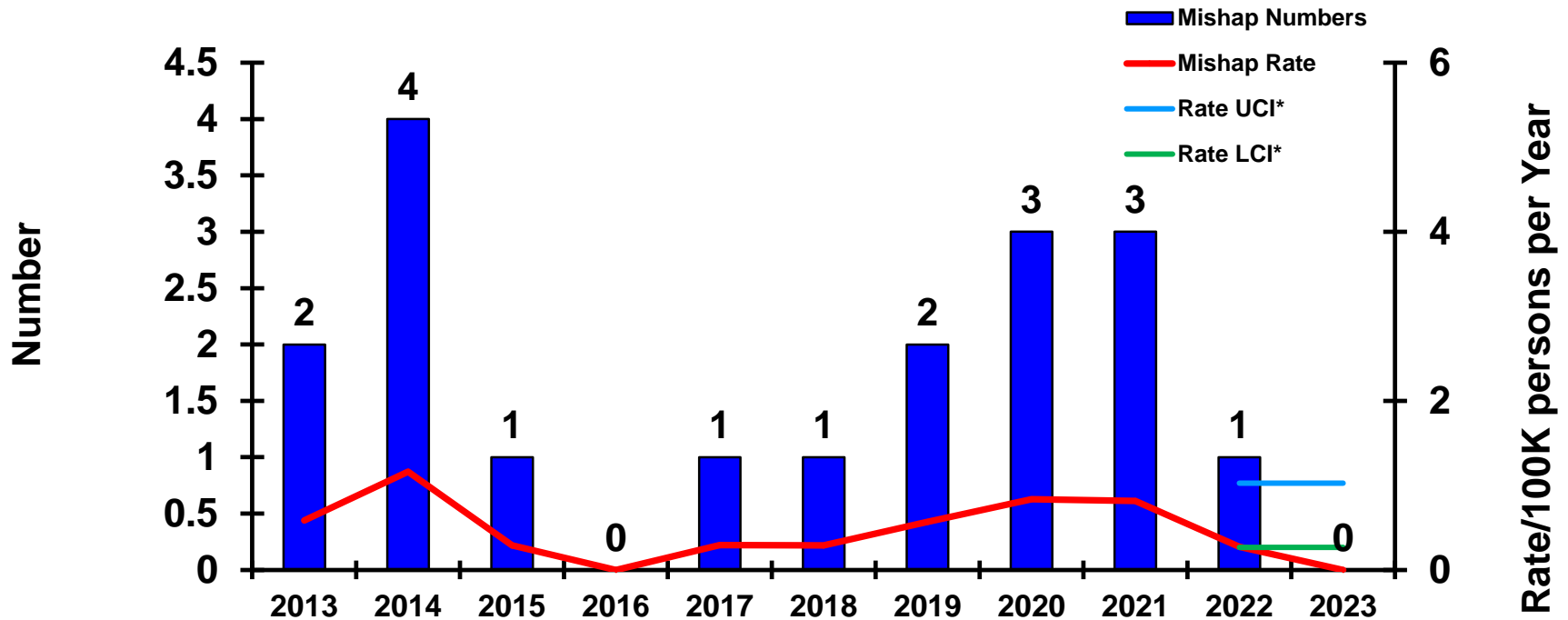


	<u>4-Jan-23</u>	<u>4-Jan-22</u>
<b>FATALITIES/FATALITY RATE FY COMPARISON:</b>	0/0.00	0/0.00
<b>FY22 FATALITIES/FATALITY RATE:</b>	1/0.27	
<b>10-YEAR AVERAGE (FY13-FY22) FATALITIES/FATALITY RATE:</b>	2.60/0.75	

\*see last slide for definition of UCI/LCI



# CLASS A ON-DUTY MV MISHAPS

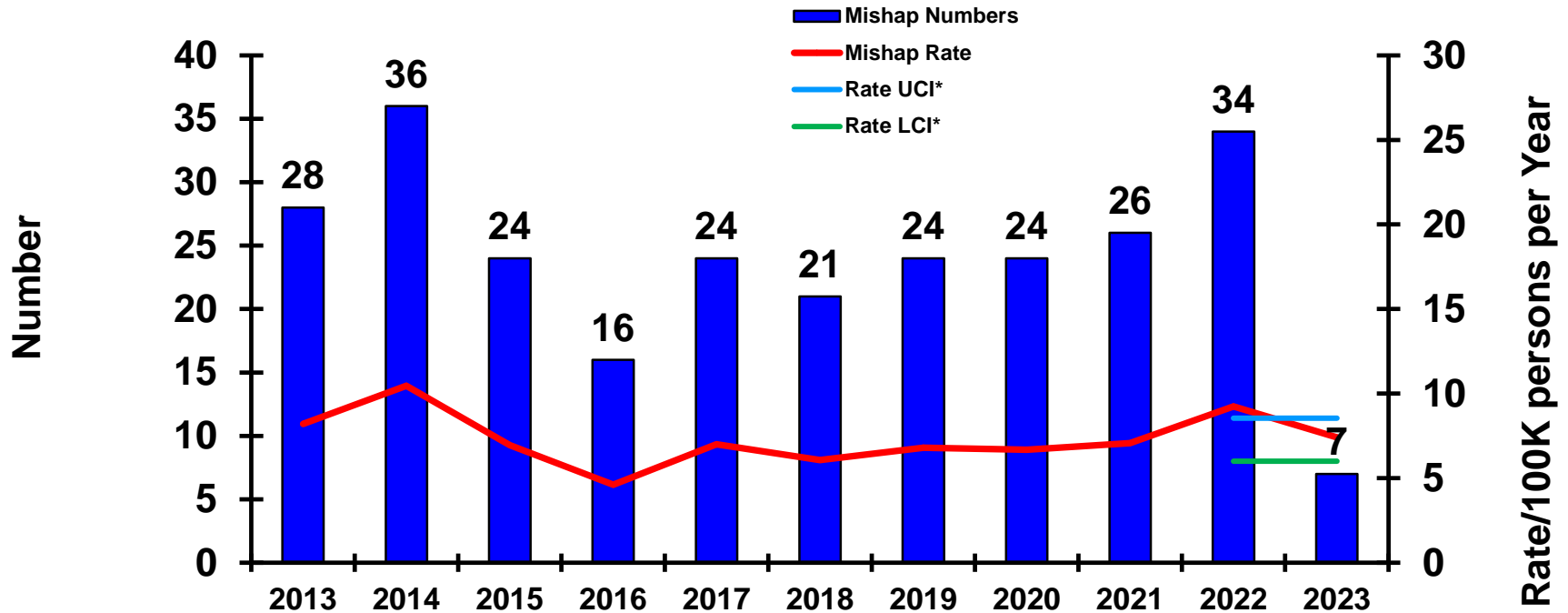


	<u>4-Jan-23</u>	<u>4-Jan-22</u>
<b>CLASS A MISHAPS/MISHAP RATE FY COMPARISON:</b>	0/0.00	0/0.00
<b>FY22 MISHAPS/MISHAP RATE:</b>	1/0.27	
<b>10-YEAR AVERAGE (FY13-FY22) MISHAPS/MISHAP RATE:</b>	1.80/0.51	

\*see last slide for definition of UCI/LCI



# TOTAL CLASS A ON-DUTY MISHAPS

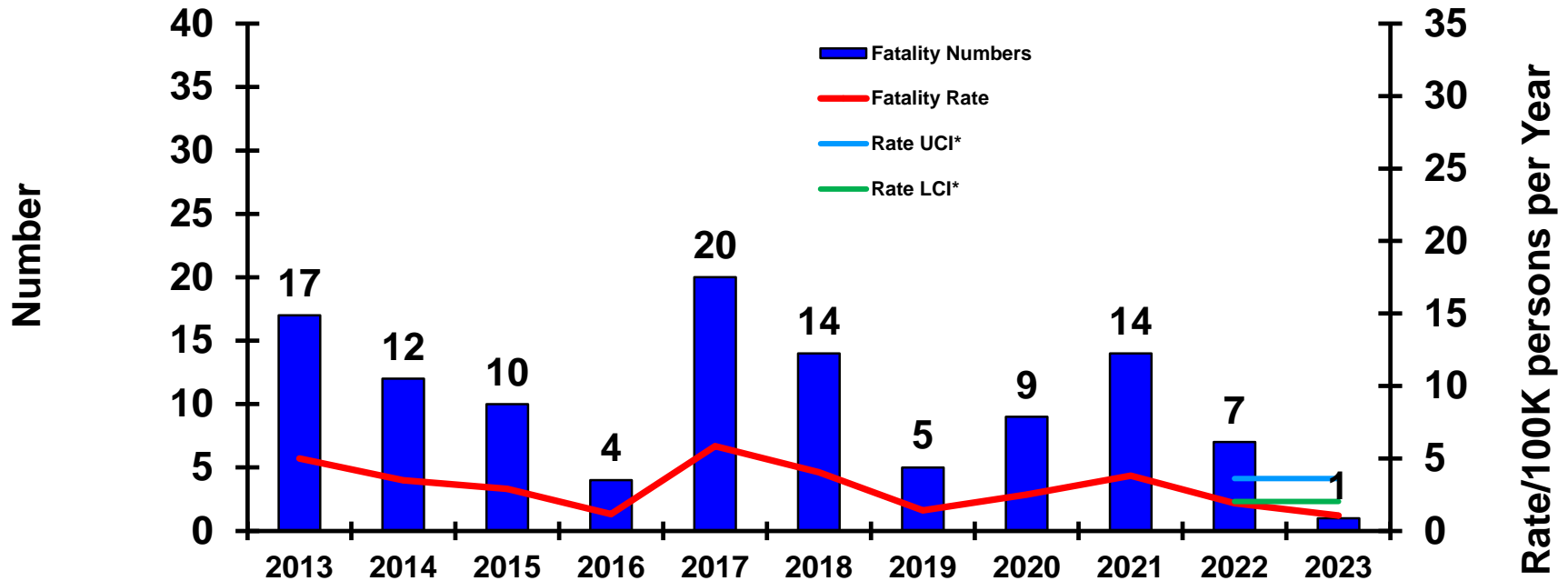


	<u>4-Jan-23</u>	<u>4-Jan-22</u>
<b>CLASS A MISHAPS/MISHAP RATE FY COMPARISON:</b>	7/7.41	7/7.24
<b>FY22 MISHAPS/MISHAP RATE:</b>	34/9.25	
<b>10-YEAR AVERAGE (FY13-FY22) MISHAPS/MISHAP RATE:</b>	25.70/7.32	

\*see last slide for definition of UCI/LCI



# ON-DUTY FATALITIES

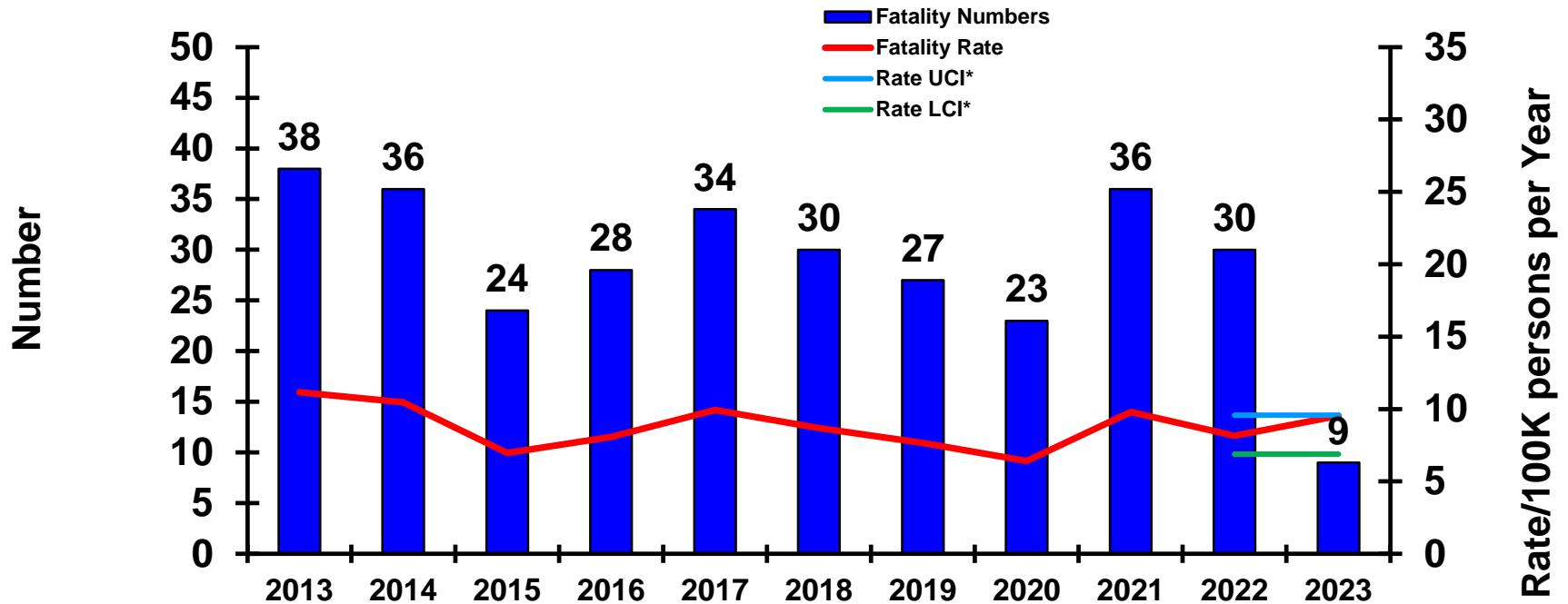


	<u>4-Jan-23</u>	<u>4-Jan-22</u>
<b>CLASS A FATALITIES/FATALITY RATE FY COMPARISON:</b>	1/1.06	1/1.03
<b>FY22 FATALITIES/FATALITY RATE:</b>	7/1.90	
<b>10-YEAR AVERAGE (FY13-FY22) FATALITIES/FATALITY RATE:</b>	11.20/3.21	

\*see last slide for definition of UCI/LCI



# TOTAL PMV FATALITIES



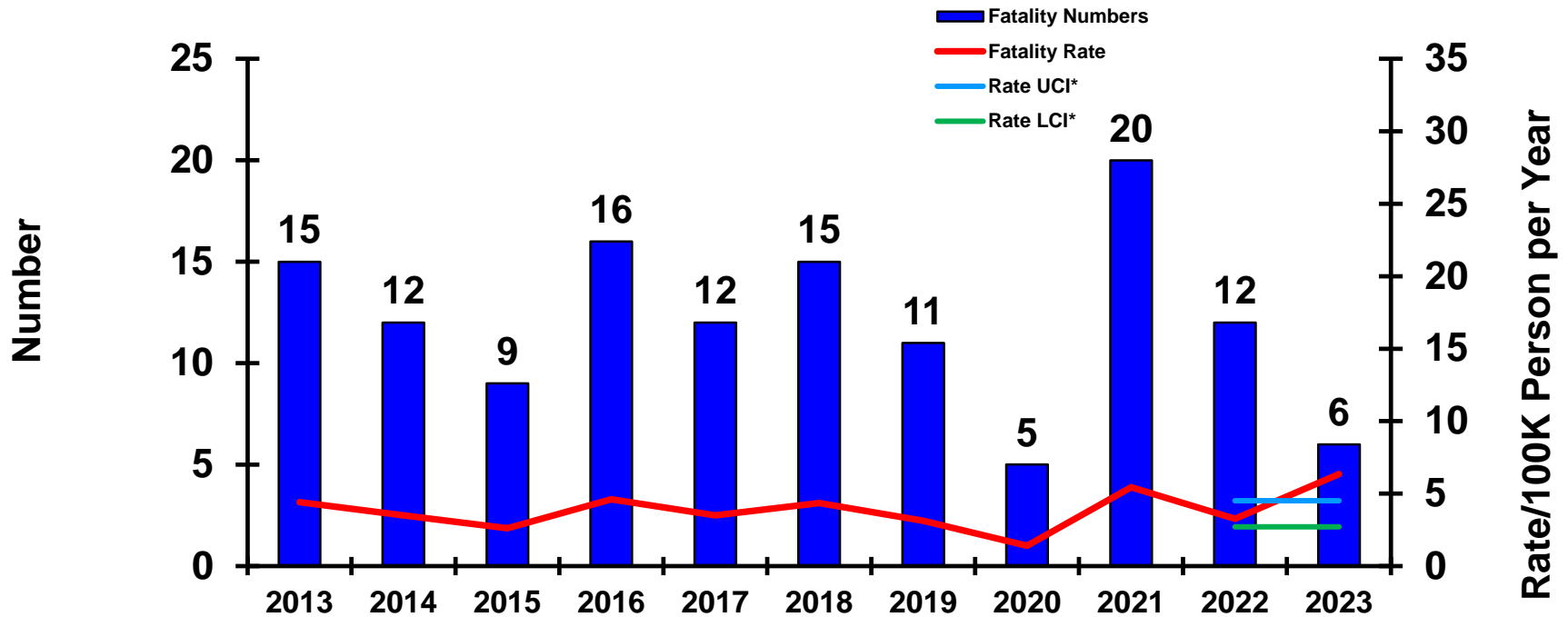
Pedestrian Fatalities this FY: 0

	<u>04-Jan-23</u>	<u>4-Jan-22</u>
<b>CLASS A FATALITIES/FATALITY RATE FY COMPARISON:</b>	9/9.53	5/5.17
<b>FY22 FATALITIES/FATALITY RATE:</b>	30/8.16	
<b>10-YEAR AVERAGE (FY13-FY22) FATALITIES/FATALITY RATE:</b>	30.60/8.73	

\*see last slide for definition of UCI/LCI



# PMV-4 FATALITIES



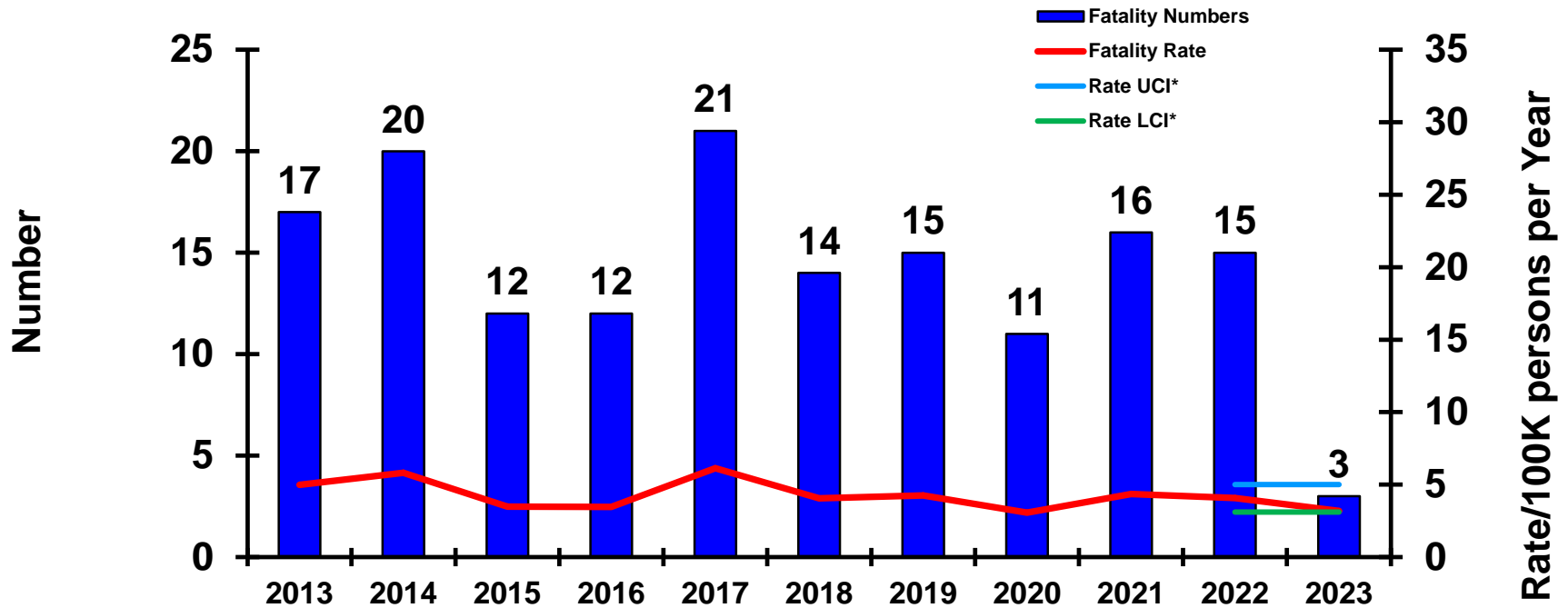
Pedestrian Fatalities this FY: 0

	<u>4-Jan-23</u>	<u>4-Jan-22</u>
<b>CLASS A FATALITIES/FATALITY RATE FY COMPARISON:</b>	6/6.35	3/3.10
<b>FY22 FATALITIES/FATALITY RATE:</b>	12/3.26	
<b>10-YEAR AVERAGE (FY13-FY22) FATALITIES/FATALITY RATE:</b>	12.70/3.62	

\*see last slide for definition of UCI/LCI



# PMV-2 FATALITIES



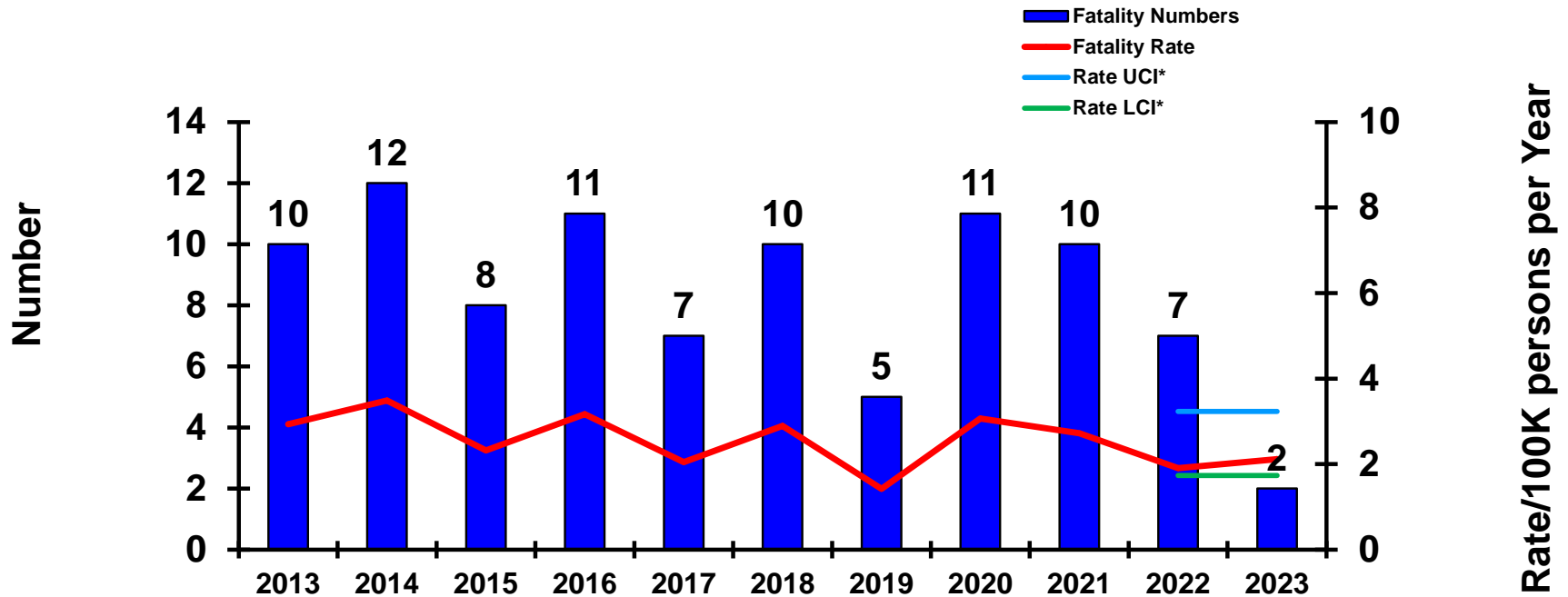
Pedestrian Fatalities this FY: 0

	4-Jan-23	4-Jan-22
<b>CLASS A FATALITIES/FATALITY RATE FY COMPARISON:</b>	3/3.18	2/2.07
<b>FY22 FATALITIES/FATALITY RATE:</b>	15/4.08	
<b>10-YEAR AVERAGE (FY13-FY22) FATALITIES/FATALITY RATE:</b>	15.30/4.37	

\*see last slide for definition of UCI/LCI



# OFF-DUTY/REC FATALITIES



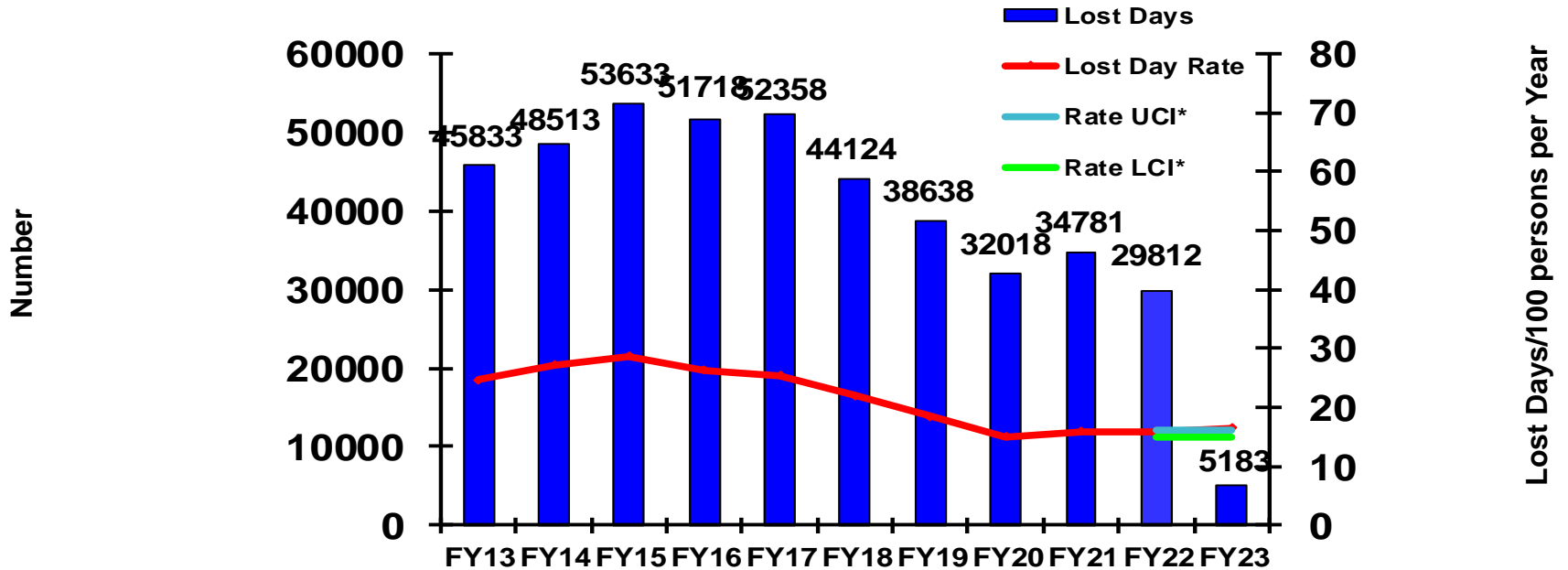
	<u>4-Jan-23</u>	<u>4-Jan-22</u>
<b>CLASS A FATALITIES/FATALITY RATE FY COMPARISON:</b>	2/2.12	2/2.07
<b>FY22 FATALITIES/FATALITY RATE:</b>	7/1.90	
<b>10-YEAR AVERAGE (FY13-FY22) FATALITIES/FATALITY RATE:</b>	9.10/2.60	

\*see last slide for definition of UCI/LCI





# CIVILIAN LOST WORK DAY

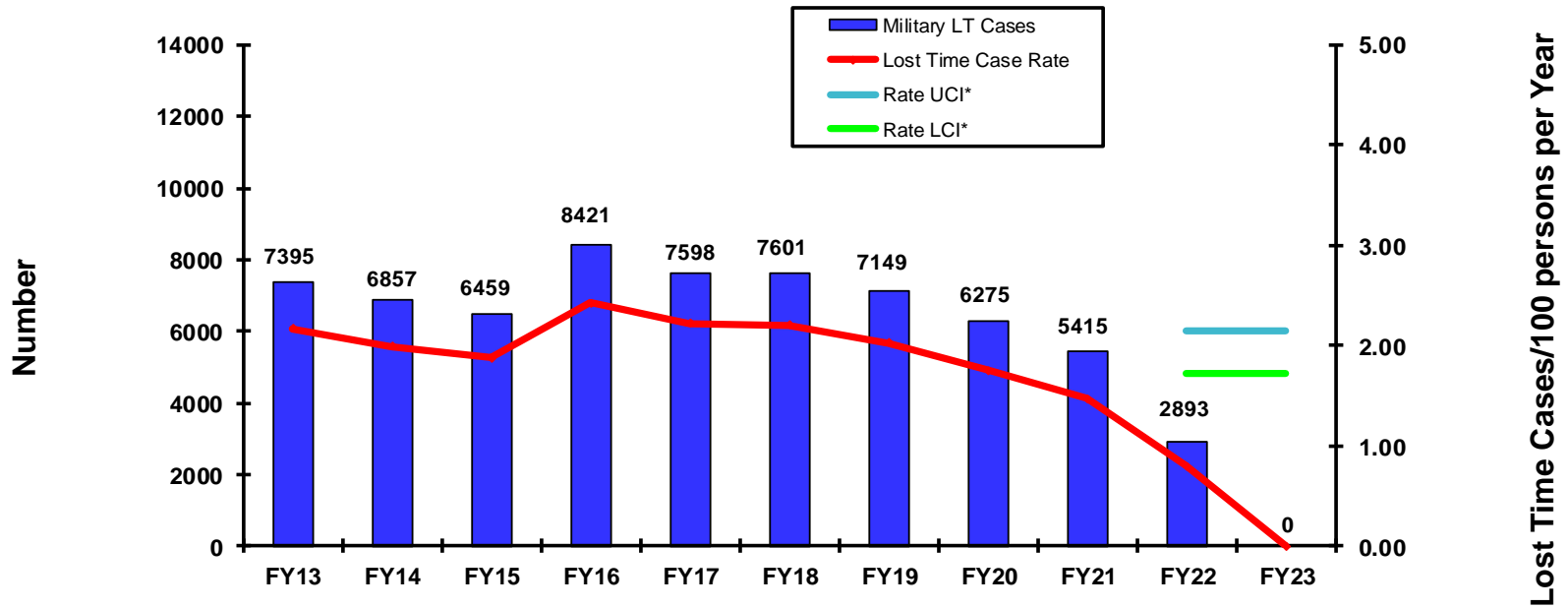


	<u>03 Jan 23</u>
<b>LOST WORK DAY FY RATE COMPARISON:</b>	<b>16.49</b>
<b>FY22 LOST WORK DAY RATE:</b>	<b>15.90</b>
<b>5-YEAR AVERAGE (FY18-22) LOST WORK DAY RATE:</b>	<b>17.51</b>

\*see last slide for definition of UCI/LCI



# MILITARY LOST TIME CASE RATE



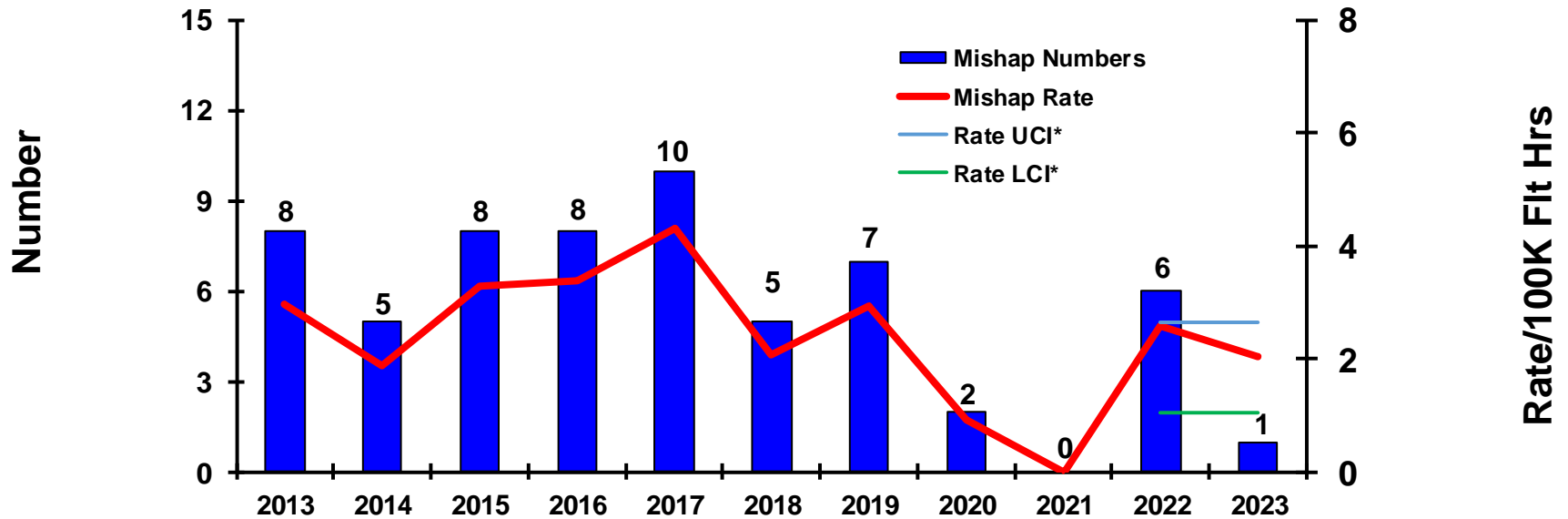
	<u>01 Nov 22</u>
LOST WORK TIME CASE RATE:	0.00
FY22 LOST TIME CASE RATE:	0.80
5-YEAR AVERAGE (FY18-22) LOST TIME CASE RATE:	1.93

\*see last slide for definition of UCI/LCI



# CLASS A FLIGHT MISHAPS

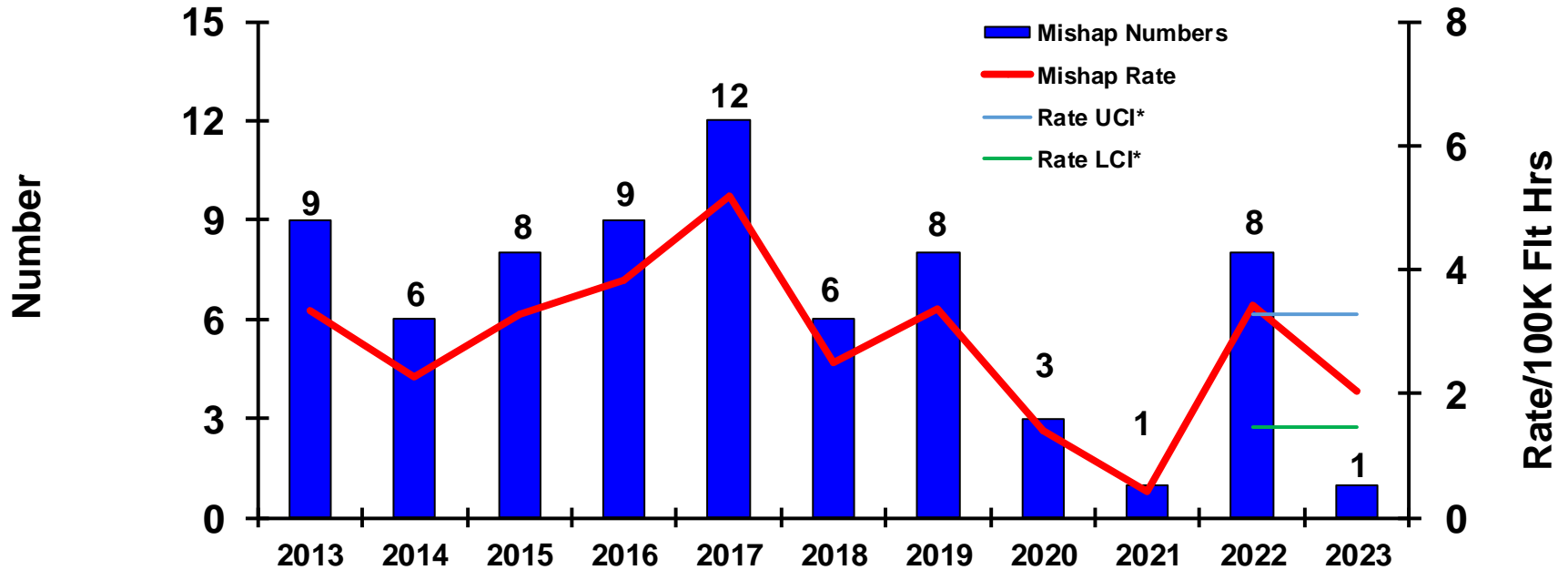
Manned Aircraft Only



	<u>4-Jan-23</u>	<u>4-Jan-22</u>
<b>CLASS A FM/FM RATE FY COMPARISON:</b>	1/2.05	0/0.00
<b>FY22 MISHAPS/MISHAP RATE:</b>	6/2.57	
<b>10-YEAR AVERAGE (FY13-FY22) MISHAPS/MISHAP RATE:</b>	5.90/2.44	



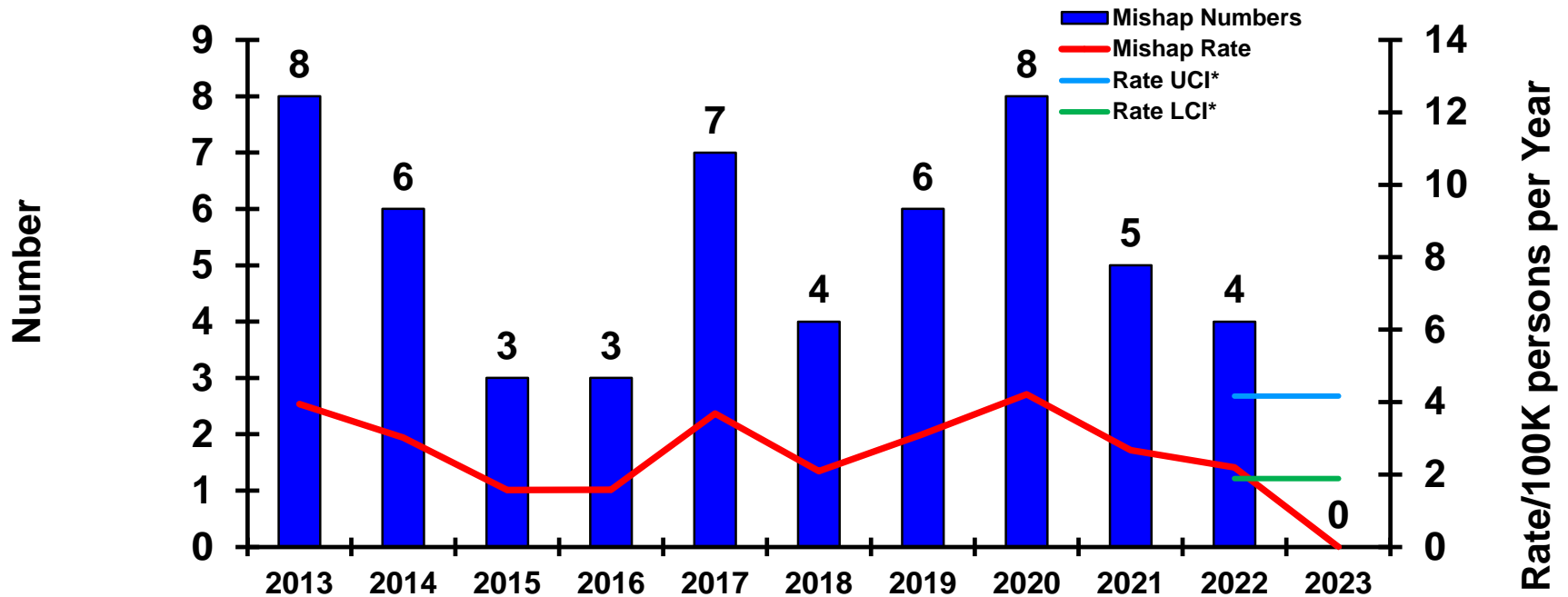
# CLASS A AVIATION MISHAPS



	<u>4-Jan-23</u>	<u>4-Jan-22</u>
<b>CLASS A MISHAPS/MISHAP RATE FY COMPARISON:</b>	1/2.05	0/0.00
<b>FY22 MISHAPS/MISHAP RATE:</b>	8/3.43	
<b>10-YEAR AVERAGE (FY13-FY22) MISHAPS/MISHAP RATE:</b>	7.00/2.90	



# CLASS A GROUND ON-DUTY MISHAPS

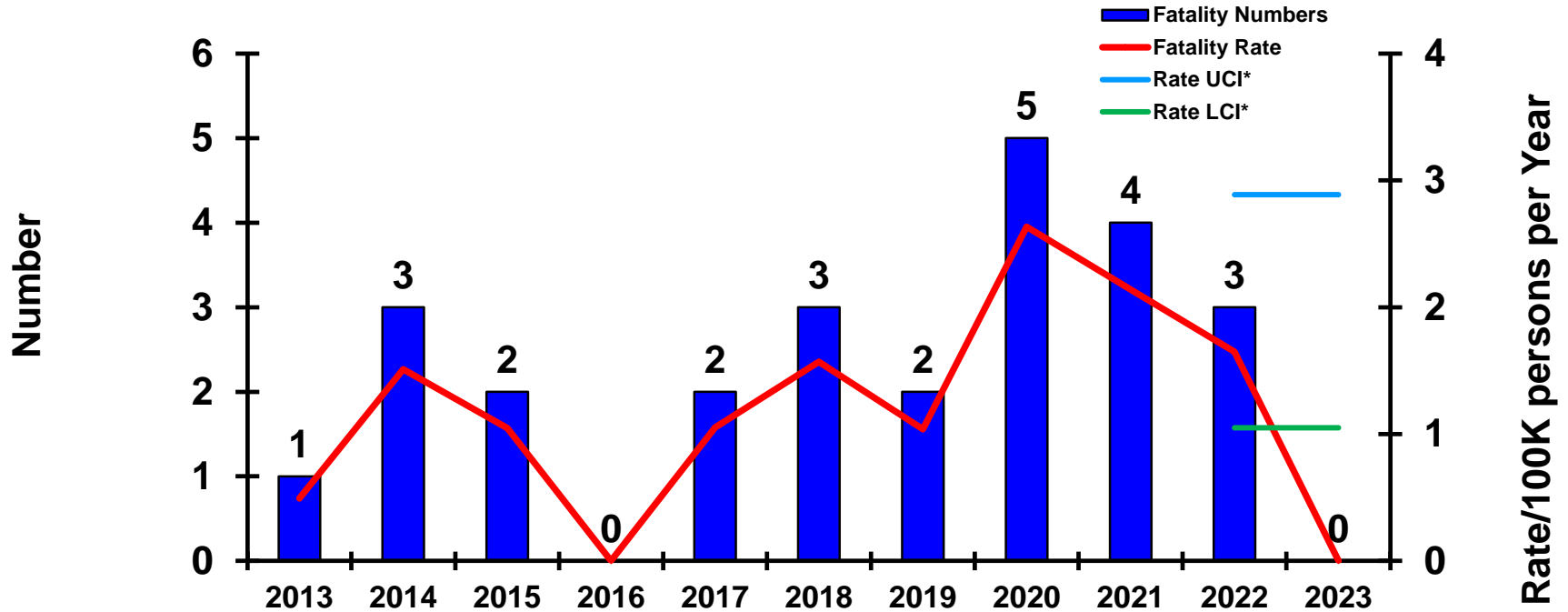


	<u>4-Jan-23</u>	<u>4-Jan-22</u>
<b>CLASS A MISHAPS/MISHAP RATE FY COMPARISON:</b>	0/0.00	1/2.09
<b>FY22 MISHAPS/MISHAP RATE:</b>	4/2.20	
<b>10-YEAR AVERAGE (FY13-FY22) MISHAPS/MISHAP RATE:</b>	5.40/2.81	

\*see last slide for definition of UCI/LCI



# PHYSICAL TRAINING FATALITIES

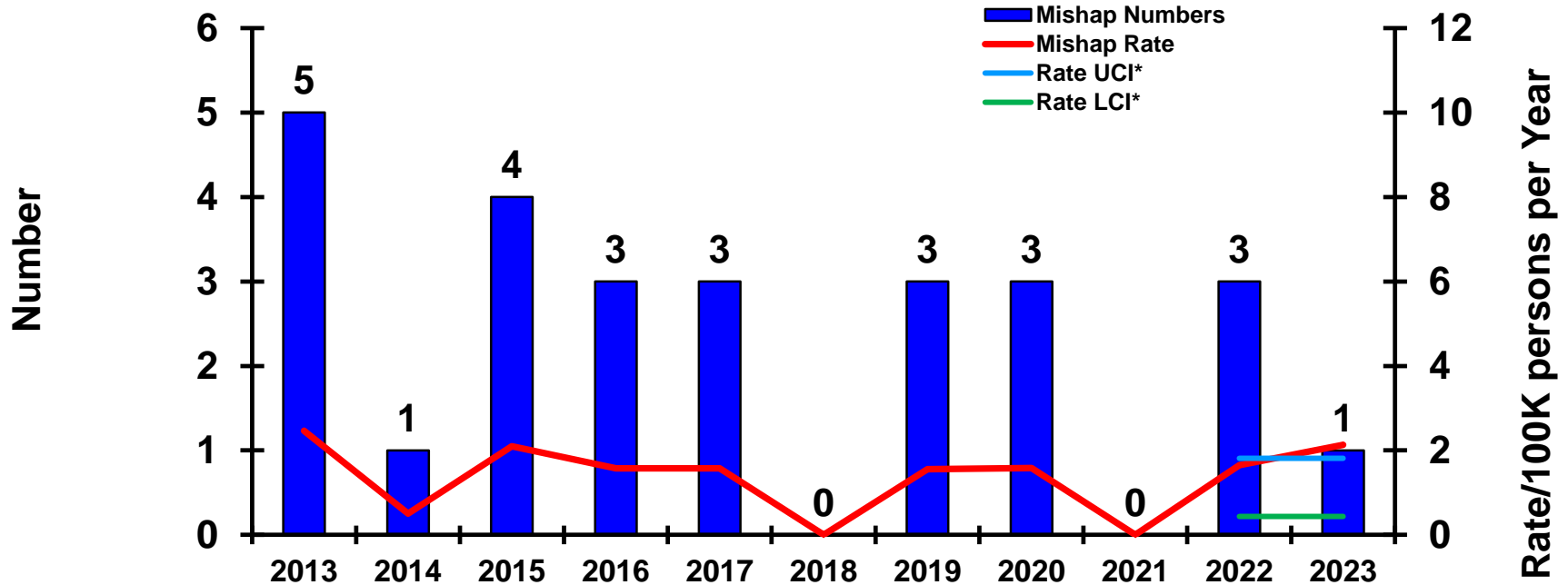


	<u>4-Jan-23</u>	<u>4-Jan-22</u>
<b>CLASS A FATALITIES/FATALITY RATE FY COMPARISON:</b>	0/0.00	0/0.00
<b>FY22 FATALITIES/FATALITY RATE:</b>	3/1.65	
<b>10-YEAR AVERAGE (FY13-FY22) FATALITIES/FATALITY RATE:</b>	2.50/1.31	

\*see last slide for definition of UCI/LCI



# CLASS A ON-DUTY MV MISHAPS

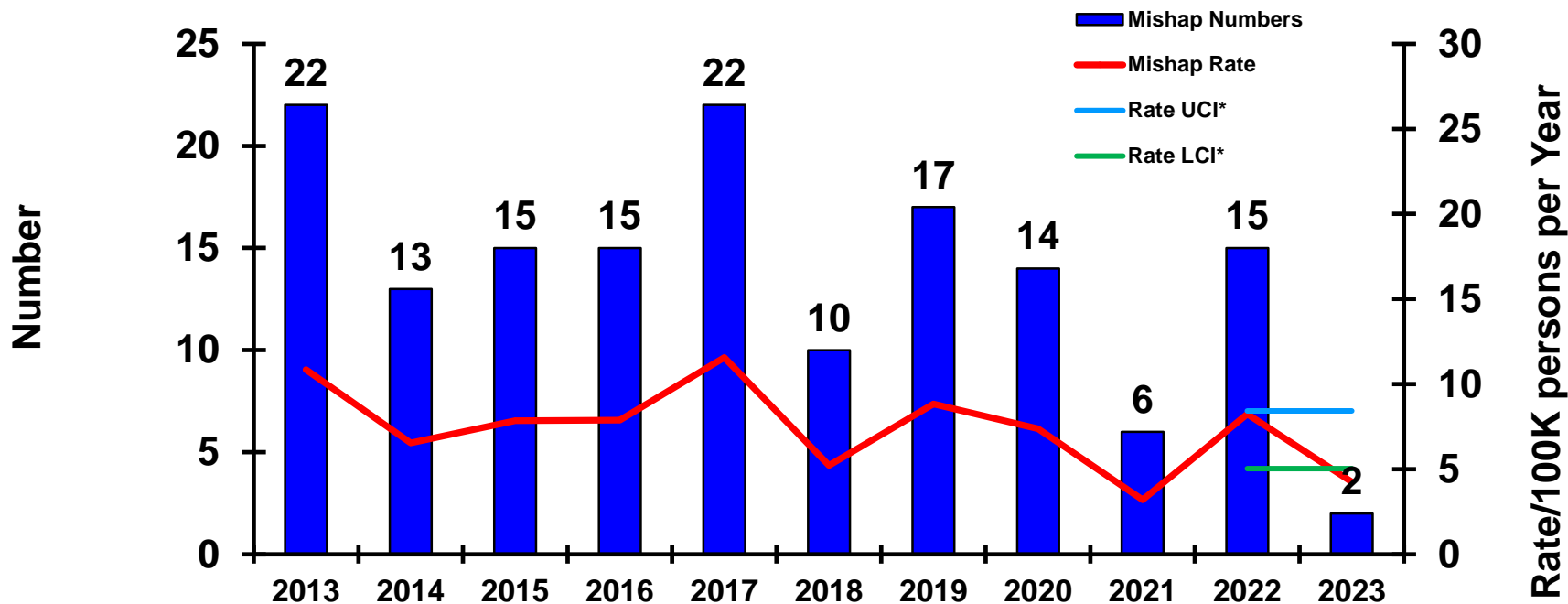


	<u>4-Jan-23</u>	<u>4-Jan-22</u>
<b>CLASS A MISHAPS/MISHAP RATE FY COMPARISON:</b>	1/2.13	0/0.00
<b>FY22 MISHAPS/MISHAP RATE:</b>	3/1.65	
<b>10-YEAR AVERAGE (FY13-FY22) MISHAPS/MISHAP RATE:</b>	2.50/1.30	

\*see last slide for definition of UCI/LCI



# TOTAL CLASS A ON-DUTY MISHAPS



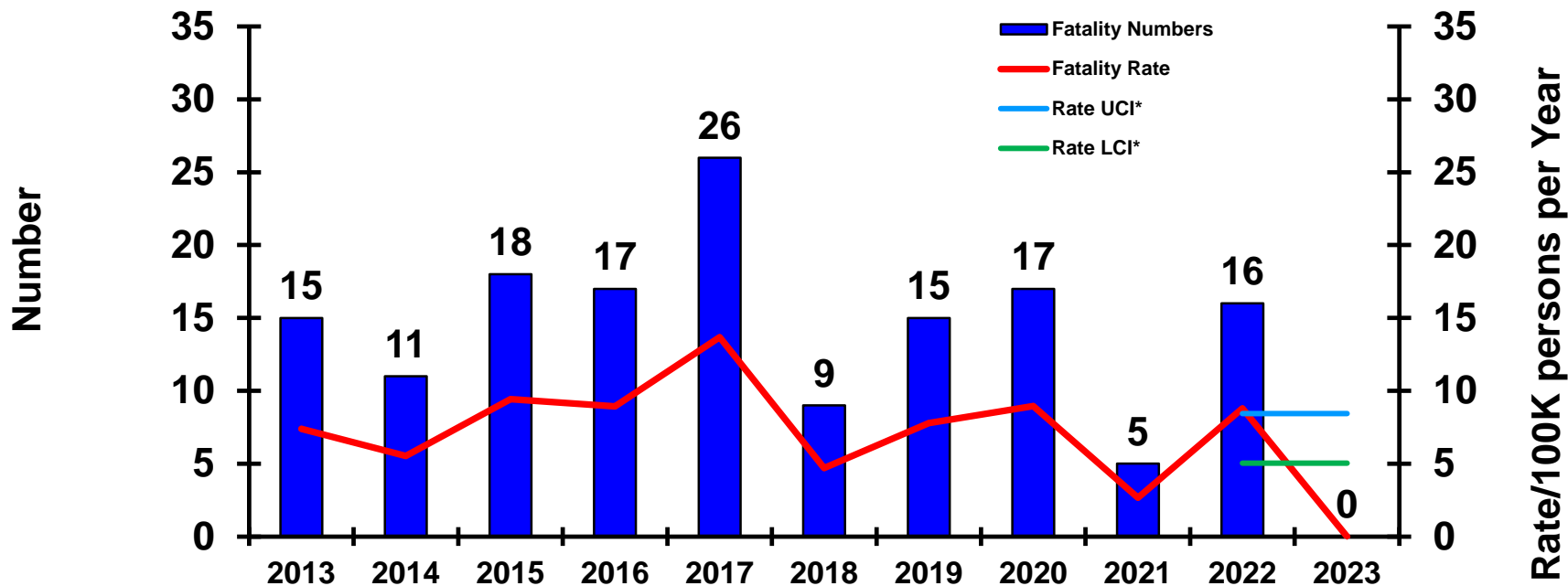
	<u>4-Jan-23</u>	<u>4-Jan-22</u>
<b>CLASS A MISHAPS/MISHAP RATE FY COMPARISON:</b>	2/4.27	1/0.00
<b>FY22 MISHAPS/MISHAP RATE:</b>	15/8.24	
<b>10-YEAR AVERAGE (FY13-FY22) MISHAPS/MISHAP RATE:</b>	14.90/7.76	

\*see last slide for definition of UCI/LCI





# ON-DUTY FATALITIES

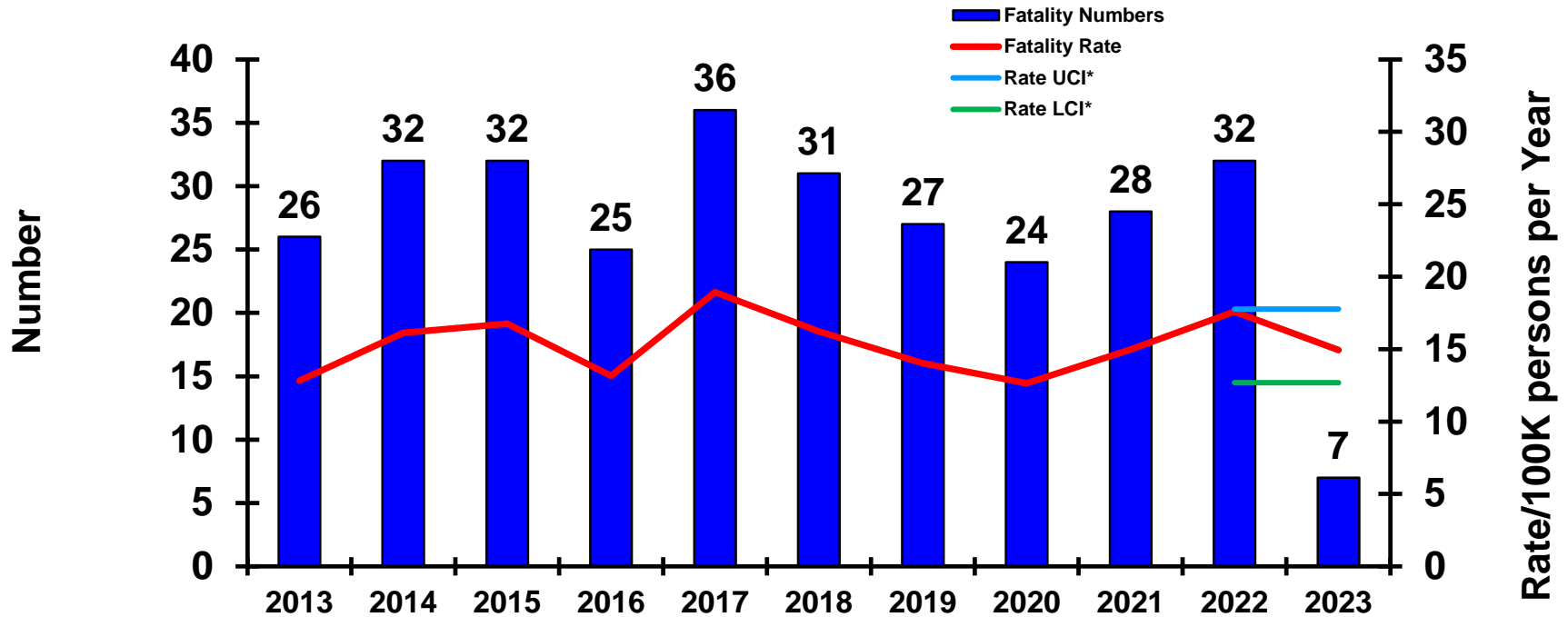


	<u>4-Jan-23</u>	<u>4-Jan-22</u>
<b>CLASS A FATALITIES/FATALITY RATE FY COMPARISON:</b>	0/0.00	1/2.09
<b>FY22 FATALITIES/FATALITY RATE:</b>	16/8.79	
<b>10-YEAR AVERAGE (FY13-FY22) FATALITIES/FATALITY RATE:</b>	14.90/7.79	

\*see last slide for definition of UCI/LCI



# TOTAL PMV FATALITIES



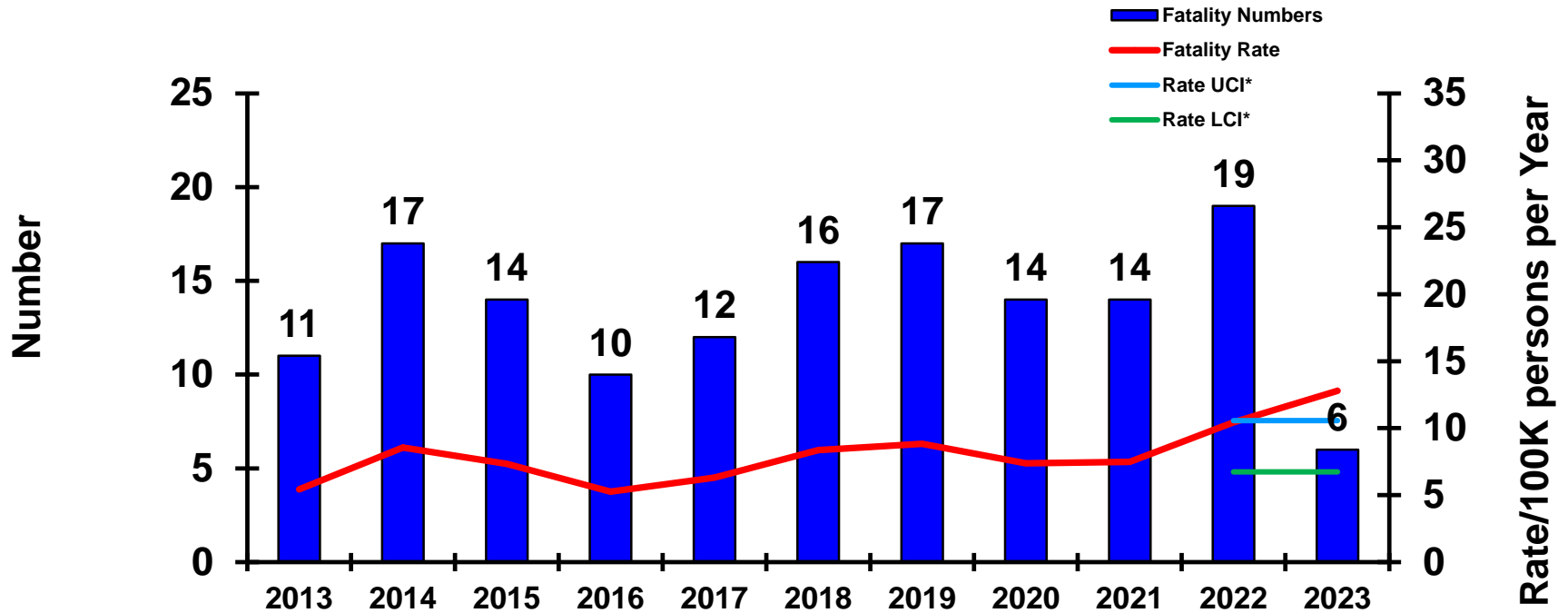
Pedestrian Fatalities this FY: 1

	4-Jan-23	4-Jan-22
<b>CLASS A FATALITIES/FATALITY RATE FY COMPARISON:</b>	7/14.93	9/18.79
<b>FY22 FATALITIES/FATALITY RATE:</b>	32/17.58	
<b>10-YEAR AVERAGE (FY13-FY22) FATALITIES/FATALITY RATE:</b>	29.30/15.32	

\*see last slide for definition of UCI/LCI



# PMV-4 FATALITIES



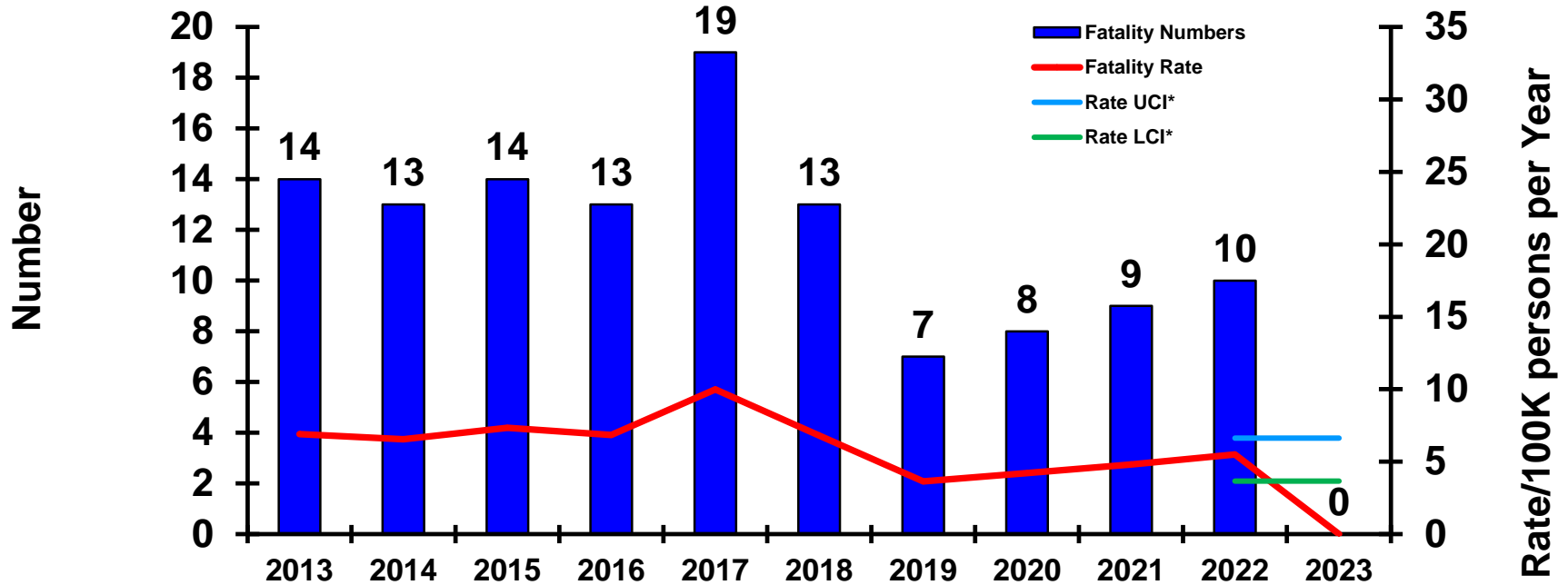
Pedestrian Fatalities this FY: 1

	<u>4-Jan-23</u>	<u>4-Jan-22</u>
<b>CLASS A FATALITIES/FATALITY RATE FY COMPARISON:</b>	6/12.80	3/6.26
<b>FY22 FATALITIES/FATALITY RATE:</b>	19/10.44	
<b>10-YEAR AVERAGE (FY13-FY22) FATALITIES/FATALITY RATE:</b>	14.40/7.54	

\*see last slide for definition of UCI/LCI



# PMV -2 FATALITIES



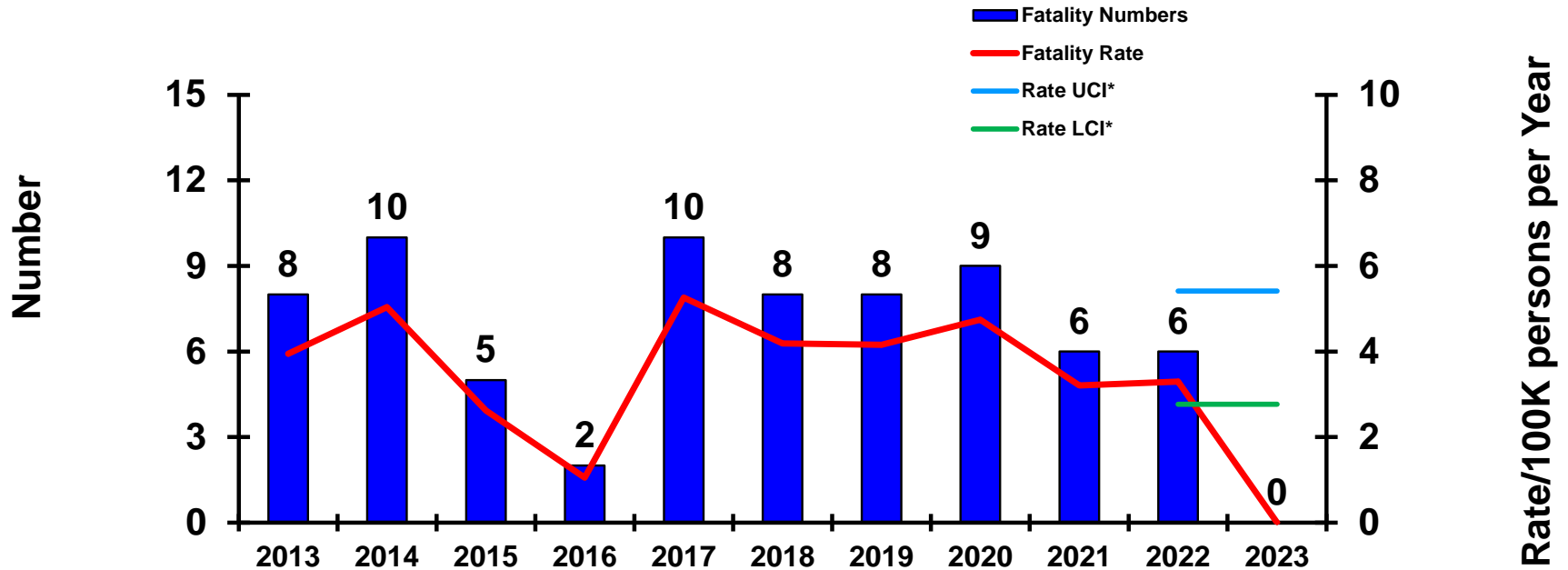
Pedestrian Fatalities this FY: 1

	<u>4-Jan-23</u>	<u>4-Jan-22</u>
<b>CLASS A FATALITIES/FATALITY RATE FY COMPARISON:</b>	0/0.00	4/8.35
<b>FY22 FATALITIES/FATALITY RATE:</b>	10/5.49	
<b>10-YEAR AVERAGE (FY13-FY22) FATALITIES/FATALITY RATE:</b>	12.00/6.26	

\*see last slide for definition of UCI/LCI



# OFF-DUTY/REC FATALITIES

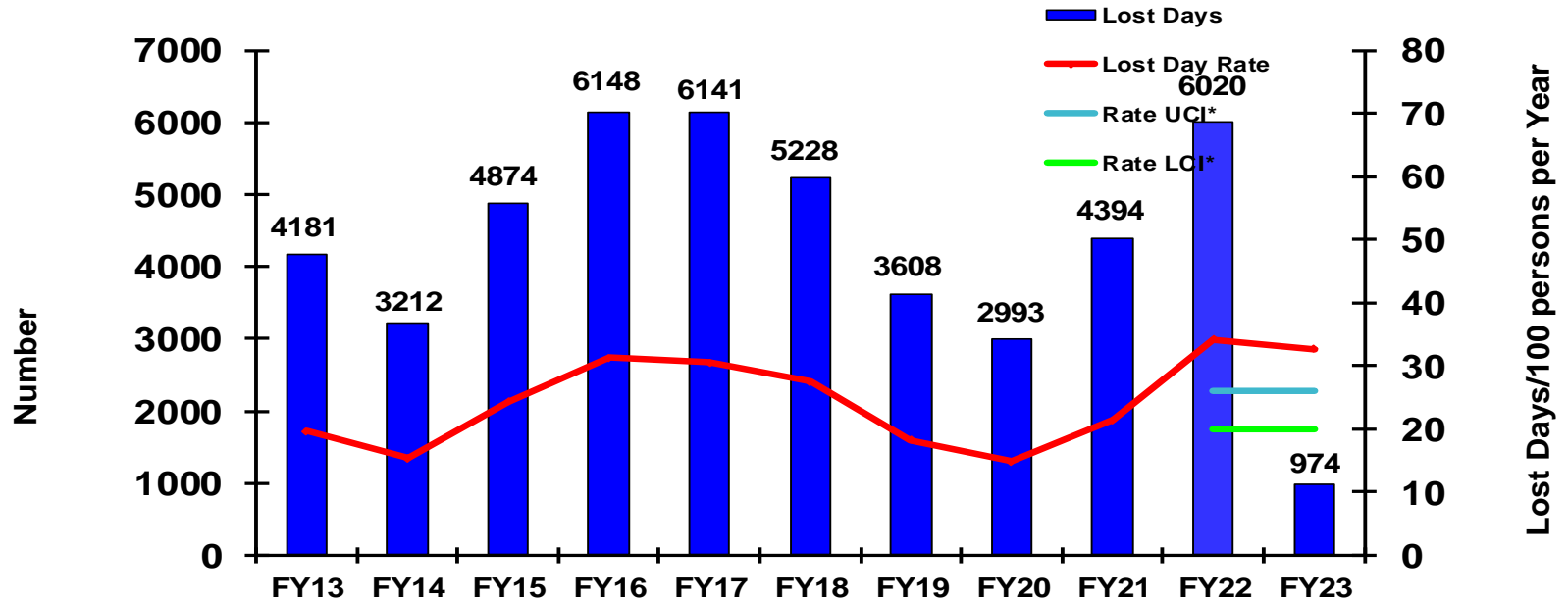


	<u>4-Jan-23</u>	<u>4-Jan-22</u>
<b>CLASS A FATALITIES/FATALITY RATE FY COMPARISON:</b>	0/0.00	9/4.88
<b>FY22 FATALITIES/FATALITY RATE:</b>	6/3.30	
<b>10-YEAR AVERAGE (FY13-FY22) FATALITIES/FATALITY RATE:</b>	7.20/3.75	

\*see last slide for definition of UCI/LCI



# CIVILIAN LOST WORK DAY

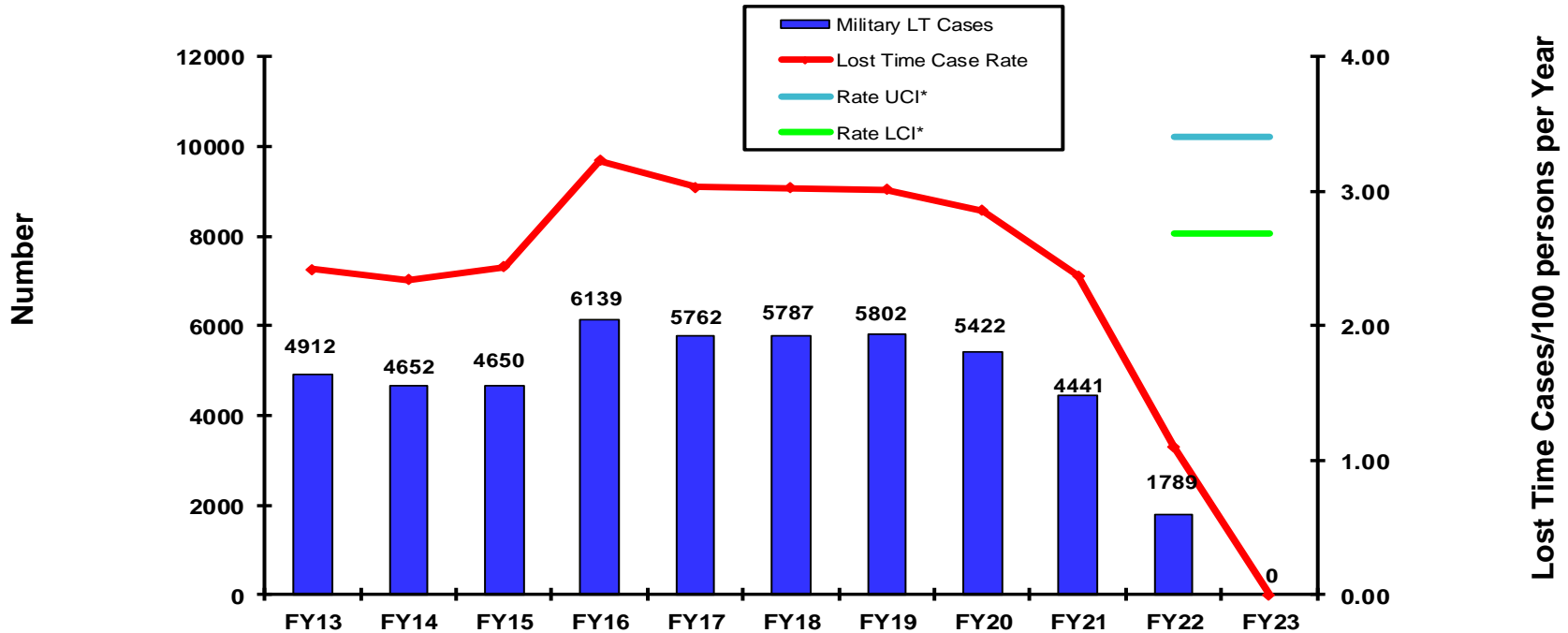


	<u>03 Jan 23</u>
<b>LOST WORK DAY FY RATE COMPARISON:</b>	<b>32.74</b>
<b>FY22 LOST WORK DAY RATE:</b>	<b>34.20</b>
<b>5-YEAR AVERAGE (FY18-22) LOST WORK DAY RATE:</b>	<b>24.25</b>

\*see last slide for definition of UCI/LCI



# MILITARY LOST TIME CASE RATE



	<u>01 Nov 22</u>
LOST WORK TIME CASE RATE:	0.00
FY22 LOST TIME CASE RATE:	1.10
5-YEAR AVERAGE (FY18-22) LOST TIME CASE RATE:	3.03

\*see last slide for definition of UCI/LCI.

# Navy Short Narratives

## USN AVIATION CLASS A MISHAPS (includes UAS/UAV, FRMs and AGMs not included in the Flight Slide)

- 22 Nov 2022 (NAS Oceana, Virginia Beach, VA) F/A-18E had engine fire in flight. Landed safely, no injuries to aircrew.
- 21 Nov 2022 (NAS Oceana, Virginia Beach, CA) F/A-18F blown tire on takeoff resulted in fuselage and engine damage. Aircraft recovered safely, no injuries.

## USN AFLOAT CLASS A MISHAPS

- 26 Oct 2022 (Location Withheld - OPSEC) Damage sustained to ship systems.
- 18 Oct 2022 (Location Withheld – OPSEC) Ship experienced underway malfunction at sea, no injury to crew.

## USN SHORE CLASS A MISHAPS

- 15 Dec 2022 (Fort Worth NAS JRB, TX) Government owned engine damaged during contractor owned F-35B landing mishap, no injuries to aircrew.
- 11 Dec 2022 ( IVO Okinawa, Japan) SVM sustained head injury during fall at work, succumbed to injuries on 22 Dec 2022.
- 5 Oct 2022 (Fort Worth NAS JRB, TX) A USN engine in a contractor F-35 sustained FOD damage during flight.

## USN PHYSICAL TRAINING CLASS A MISHAPS

- NSTR

## USN ON-DUTY MOTOR VEHICLE CLASS A MISHAPS

- NSTR

## USN PRIVATE MOTOR VEHICLE FATALITIES

- 1 Jan 2023 (Hamilton County, FL) SVM involved in motor vehicle accident, died at scene.
- 26 Dec 2022 (Lemoore, CA) 2 x SVMs involved in a motor vehicle accident, both died at scene.
- 25 Dec 2022 (Pensacola, FL) SVM involved in motor vehicle accident, succumbed to injuries.
- 11 Dec 2022 (Nueces County, TX) SVM involved in a motorcycle accident, died at scene.
- 10 Dec 2022 (Norfolk, VA) SVM involved in a motor vehicle accident, died at scene.
- 10 Dec 2022 (Camp Pendleton, CA) SVM involved in a motor vehicle accident, died at scene.
- 16 Oct 2022 (Augusta, GA) SVM involved in a motorcycle accident, died at scene.
- 10 Oct 2022 (Chesapeake, VA) SVM involved in a motorcycle accident, died at scene.



# Navy Short Narratives

## USN OFF-DUTY/RECREATIONAL FATALITIES

- 6 Nov 2022 (Fernandina Beach, FL) SVM died enroute to hospital following swimming mishap.
- 1 Oct 2022 (Rota, Spain) SVM fell from balcony, died at scene.

# Marine Corps Short Narratives

## USMC AVIATION CLASS A MISHAPS (includes UAS/UAV, FRMs and AGMs not included in the Flight Slide)

- 14 Oct 2022 (MCAS Miramar, San Diego, CA) MV-22B engine fire on short final. Aircraft landed safely but received significant burn damage. No injuries.

## USMC GROUND CLASS A MISHAPS

- NSTR

## USMC PHYSICAL TRAINING CLASS A MISHAPS

- NSTR

## USMC ON-DUTY MOTOR VEHICLE CLASS A MISHAPS

- 13 Oct 2022 (IVO MCB Camp Pendleton, CA) During amphibious operations, 1 x ACV rolled over in surf. No injuries to crew.

## USMC PRIVATE MOTOR VEHICLE FATALITIES

- 2 Jan 2023 (Camp Pendleton, CA) SVM involved in motor vehicle accident, died at scene.
- 1 Jan 2023 (Boaz, AL) SVM involved in motor vehicle accident, died at scene.
- 20 Nov 2022 (DeKalb County, GA) SVM involved in minor motor vehicle accident, exited vehicle, struck by another vehicle. Died at scene.
- 20 Nov 2022 (El Centro, CA) SVM involved in a motor vehicle accident, died on scene.
- 13 Nov 2022 (Sacramento, CA) SVM involved in a motor vehicle accident, died at scene.
- 5 Nov 2022 (Laguna Niguel, CA) SVM involved in a motor vehicle accident, deceased on scene.
- 1 Oct 2022 (Alta Vista, VA) SVM involved in a motor vehicle accident when tree fell on car, died at scene.

## USMC OFF-DUTY/RECREATIONAL FATALITIES

- NSTR



# *Mishap Confidence Interval*



- UCI = Upper Confidence Interval    LCI = Lower Confidence Interval
- Rate values above the UCI or below the LCI infer a statistically significant change is probable. This is only an indicator. Significance cannot be determined until end-of-year.
- Values between the UCI and LCI infer that nothing significant has occurred to increase or decrease mishap rate.

(Confidence Interval is based on: Poisson Rate related to a Chi Squared Distribution and calculated using FY16-20 data except for the Lost Work Days and Lost Time Case slides which were based on a normal distribution).