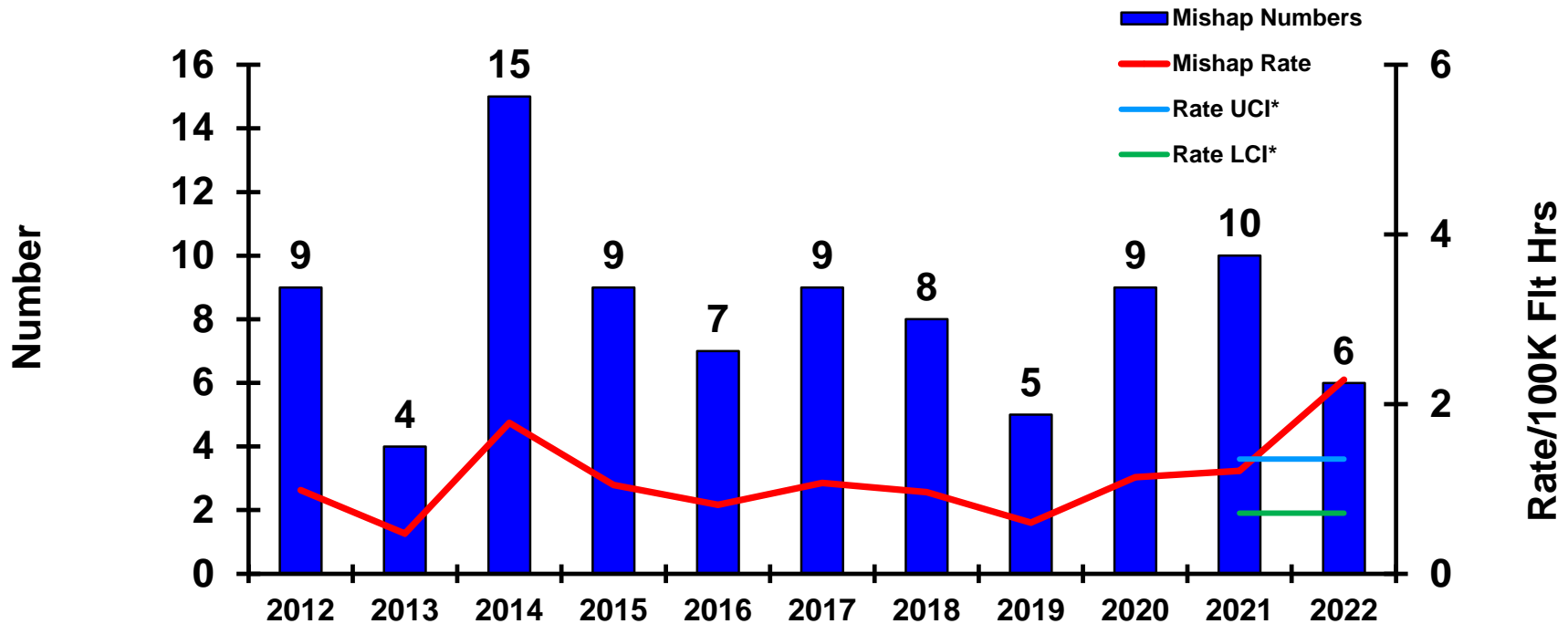




CLASS A FLIGHT MISHAPS

Manned Aircraft Only

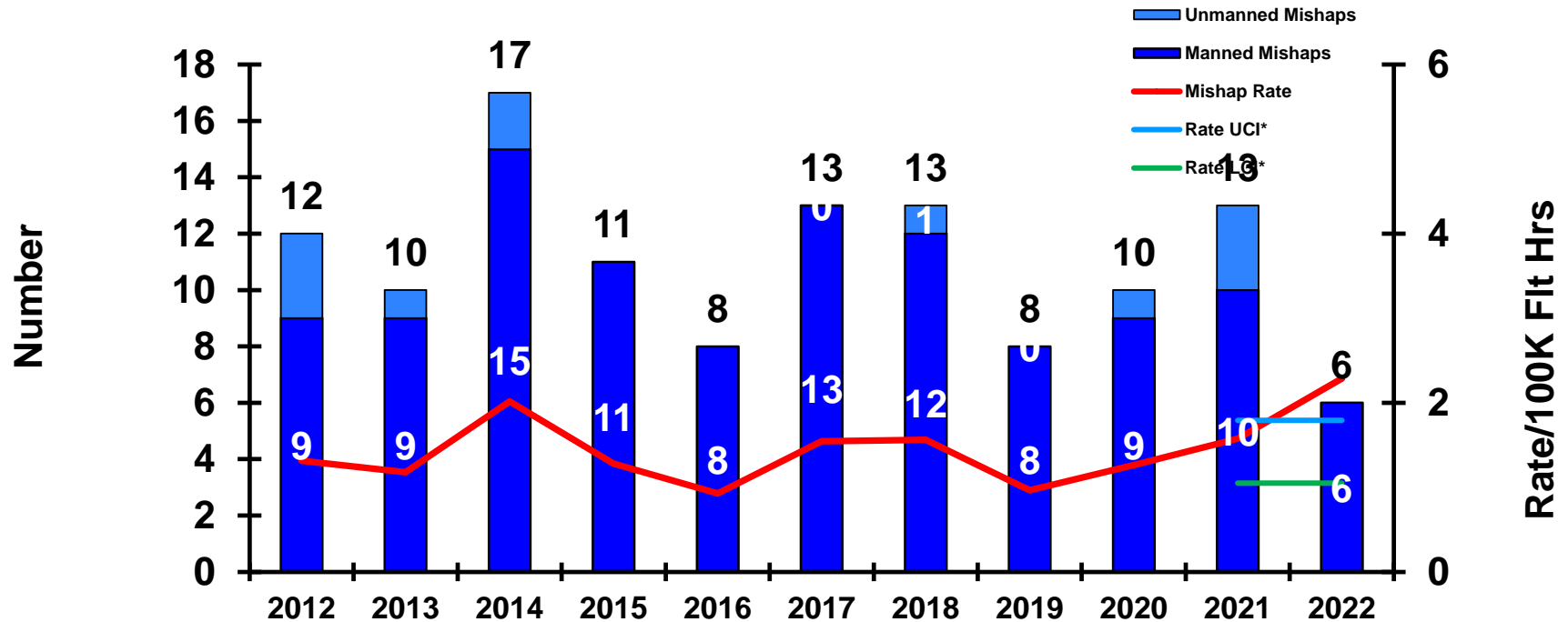


	<u>2-Feb-22</u>	<u>2-Feb-21</u>
CLASS A MISHAPS/MISHAP RATE FY COMPARISON:	6/2.29	2/0.76
FY21 MISHAPS/MISHAP RATE:	10/1.21	
10-YEAR AVERAGE (FY11-20) MISHAPS/MISHAP RATE:	8.50/1.01	

*see last slide for definition of UCI/LCI



CLASS A AVIATION MISHAPS

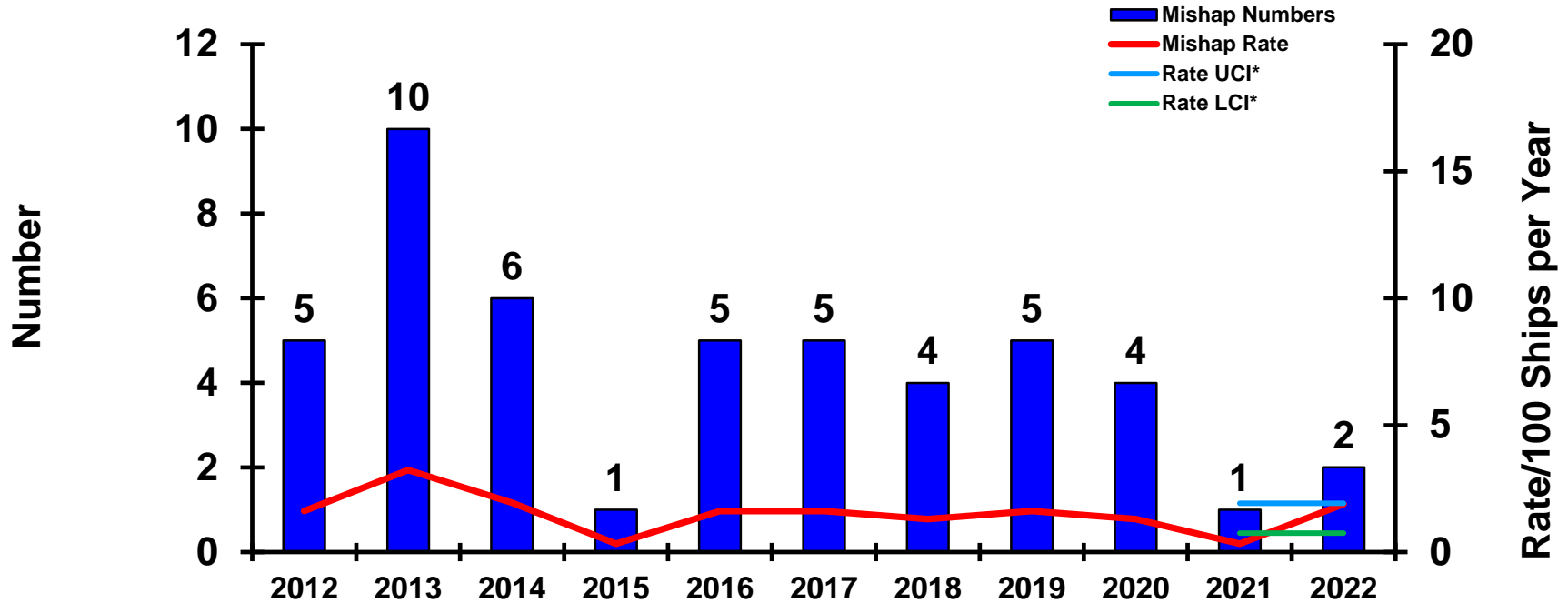


	<u>2-Feb-22</u>	<u>2-Feb-21</u>
CLASS A MISHAPS/MISHAP RATE FY COMPARISON:	6/2.29	4/1.52
FY21 MISHAPS/MISHAP RATE:	13/1.58	
10-YEAR AVERAGE (FY11-20) MISHAPS/MISHAP RATE:	11.50/1.36	

*see last slide for definition of UCI/LCI



CLASS A AFLOAT MISHAPS

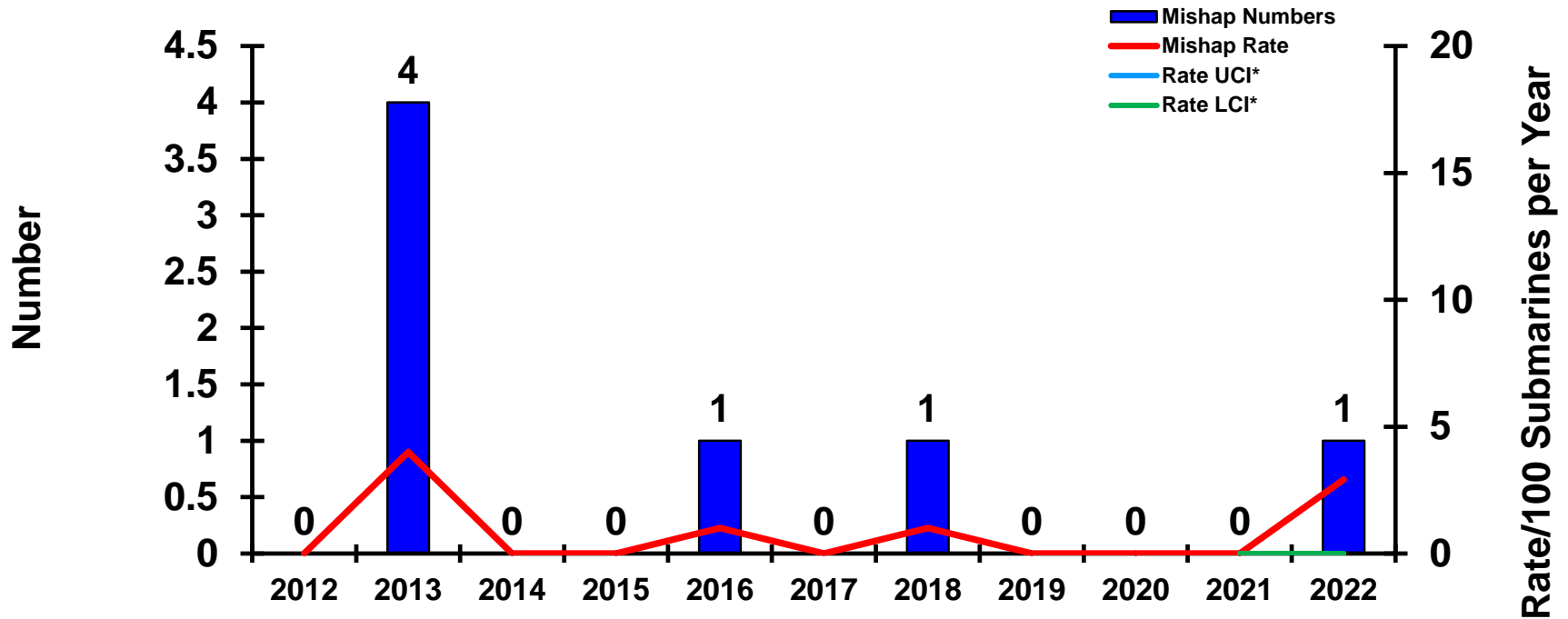


	<u>2-Feb-22</u>	<u>2-Feb-21</u>
CLASS A MISHAPS/MISHAP RATE FY COMPARISON:	2/1.89	0/0.00
FY21 MISHAPS/MISHAP RATE:	1/0.32	
10-YEAR AVERAGE (FY11-20) MISHAPS/MISHAP RATE:	4.60/1.49	

*see last slide for definition of UCI/LCI



CLASS A SUBMARINE MISHAPS

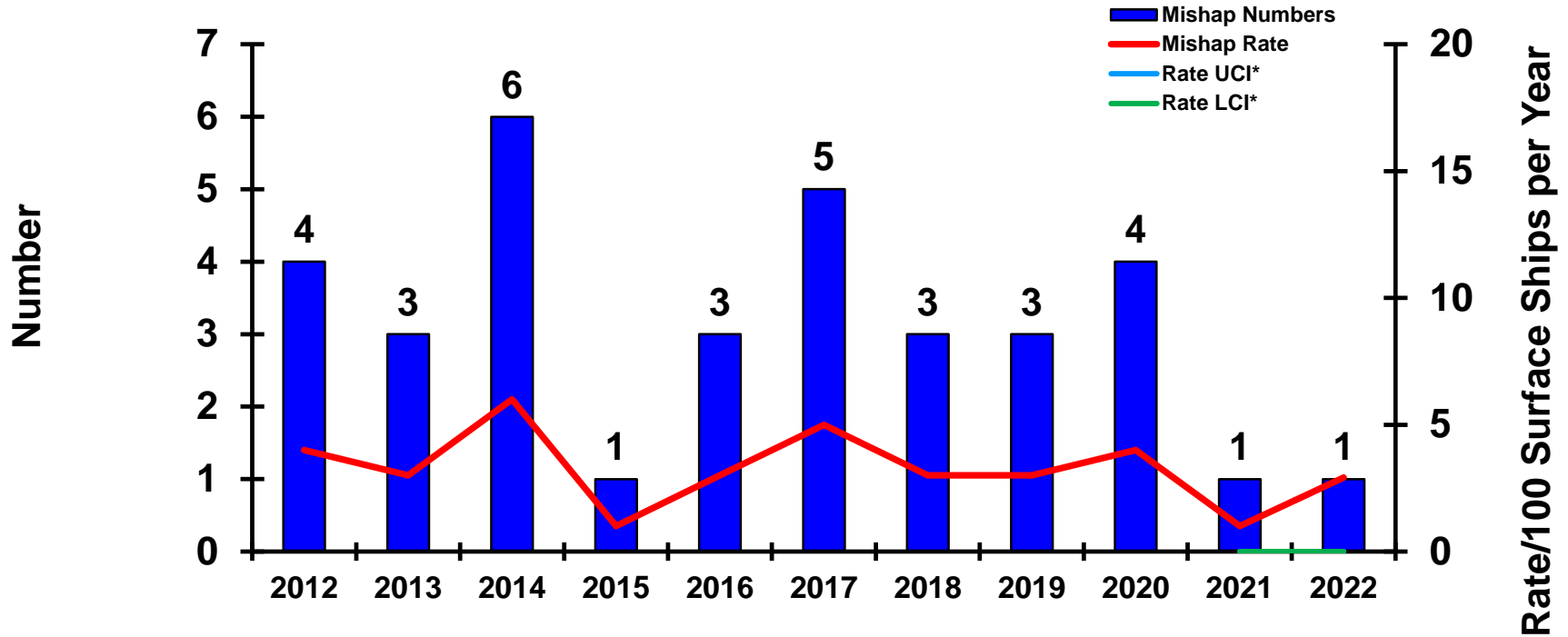


	<u>2-Feb-22</u>	<u>2-Feb-21</u>
CLASS A MISHAPS/MISHAP RATE FY COMPARISON:	1/2.92	0/0.00
FY21 MISHAPS/MISHAP RATE:	0/0.00	
10-YEAR AVERAGE (FY11-20) MISHAPS/MISHAP RATE:	0.60/0.60	

*see last slide for definition of UCI/LCI



CLASS A SURFACE SHIP MISHAPS

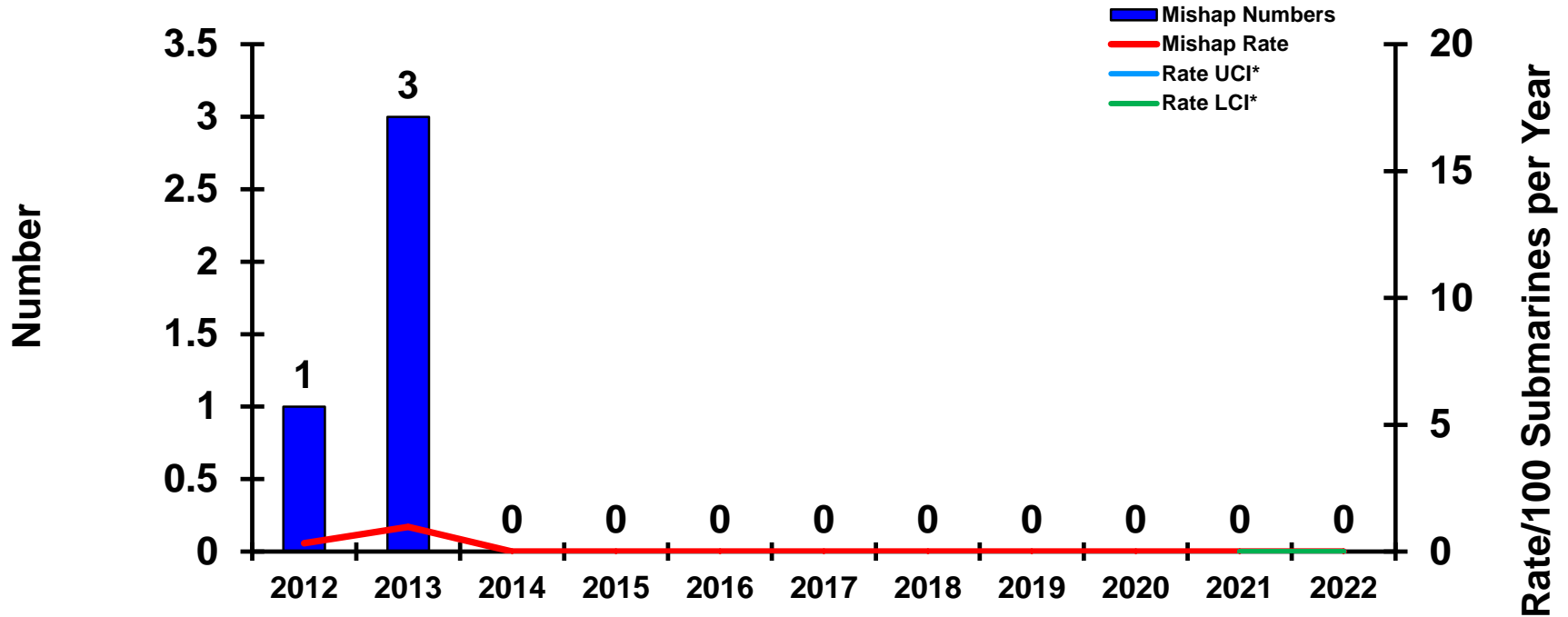


	<u>2-Feb-22</u>	<u>2-Feb-21</u>
CLASS A MISHAPS/MISHAP RATE FY COMPARISON:	1/2.92	0/0.00
FY21 MISHAPS/MISHAP RATE:	1/1.00	
10-YEAR AVERAGE (FY11-20) MISHAPS/MISHAP RATE:	3.30/3.30	

*see last slide for definition of UCI/LCI



CLASS A DIVING MISHAPS

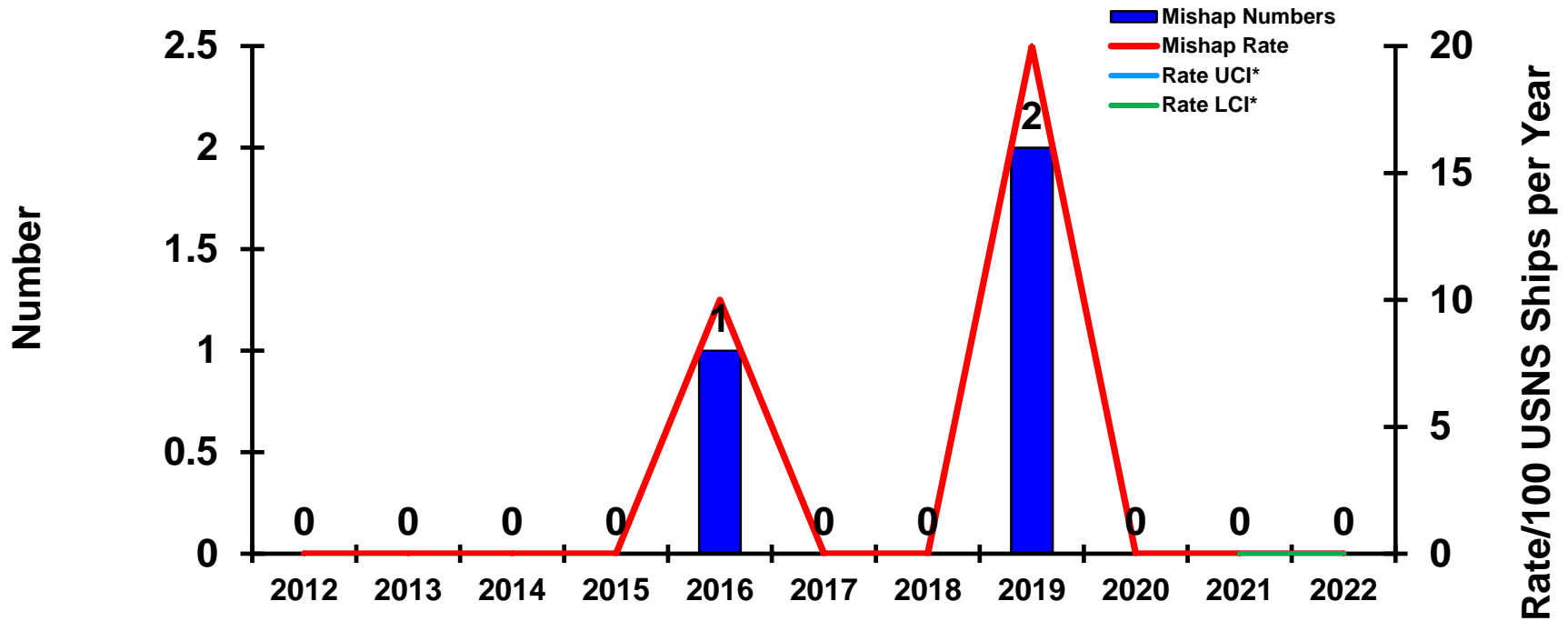


	<u>2-Feb-22</u>	<u>2-Feb-21</u>
CLASS A MISHAPS/MISHAP RATE FY COMPARISON:	0/0.00	0/0.00
FY21 MISHAPS/MISHAP RATE:	0/0.00	
10-YEAR AVERAGE (FY11-20) MISHAPS/MISHAP RATE:	0.40/0.13	

*see last slide for definition of UCI/LCI



CLASS A MSC AFLOAT MISHAPS

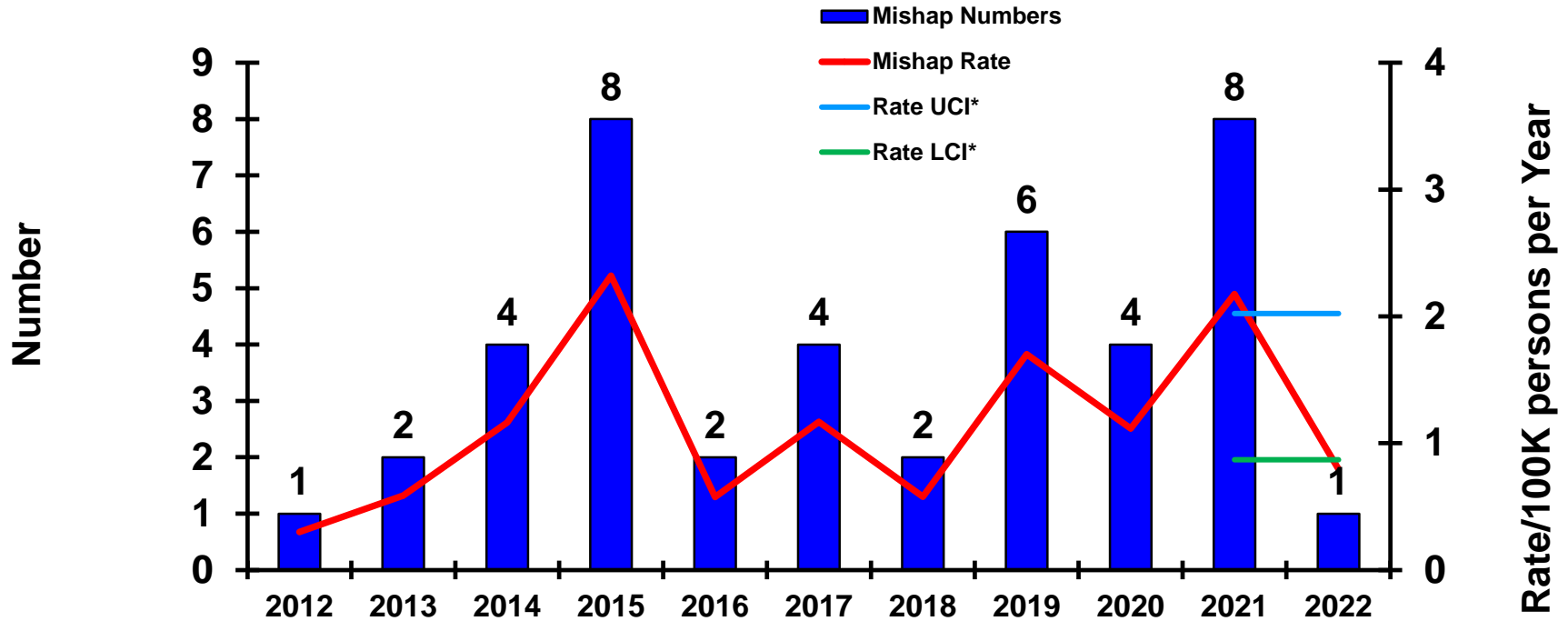


	<u>2-Feb-22</u>	<u>2-Feb-21</u>
CLASS A MISHAPS/MISHAP RATE FY COMPARISON:	0/0.00	0/0.00
FY21 MISHAPS/MISHAP RATE:	0/0.00	
10-YEAR AVERAGE (FY11-20) MISHAPS/MISHAP RATE:	0.30/3.00	

*see last slide for definition of UCI/LCI



CLASS A SHORE ON-DUTY MISHAPS

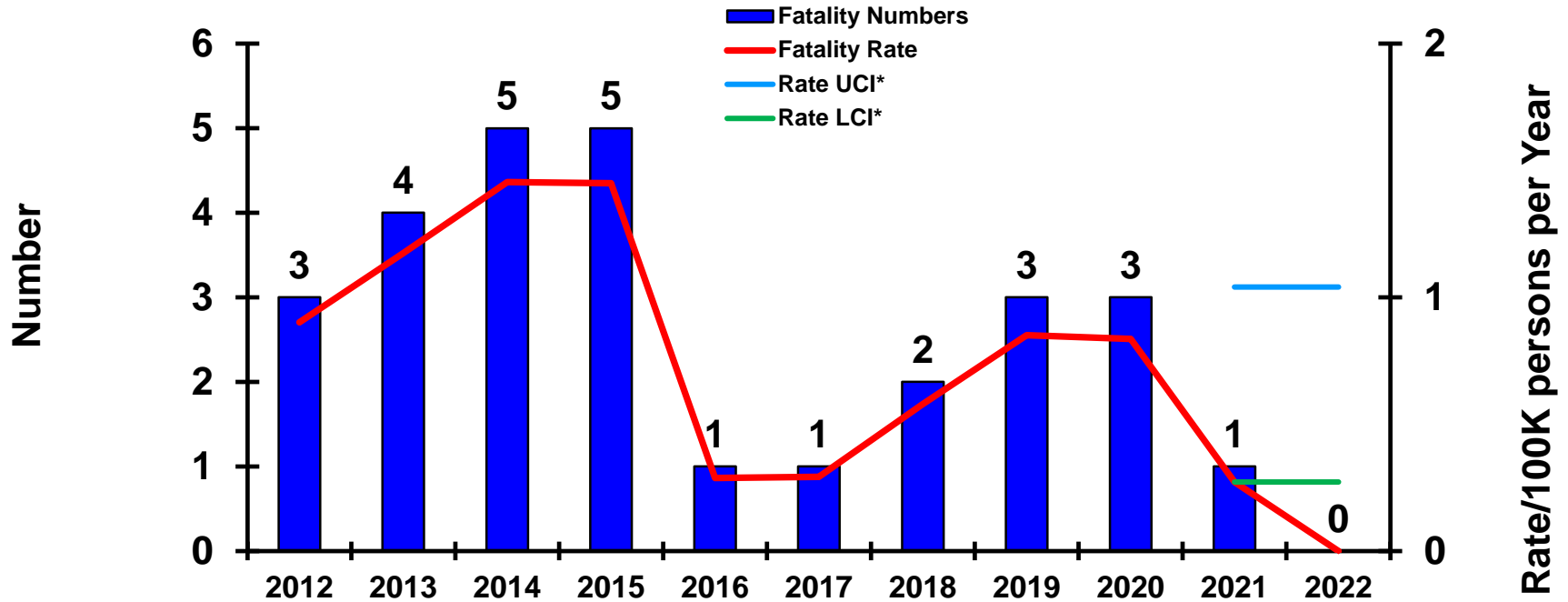


	<u>2-Feb-22</u>	<u>2-Feb-21</u>
CLASS A MISHAPS/MISHAP RATE FY COMPARISON:	1/0.79	3/2.38
FY21 MISHAPS/MISHAP RATE:	8/2.18	
10-YEAR AVERAGE (FY11-20) MISHAPS/MISHAP RATE:	4.10/1.17	

*see last slide for definition of UCI/LCI



PHYSICAL TRAINING FATALITIES

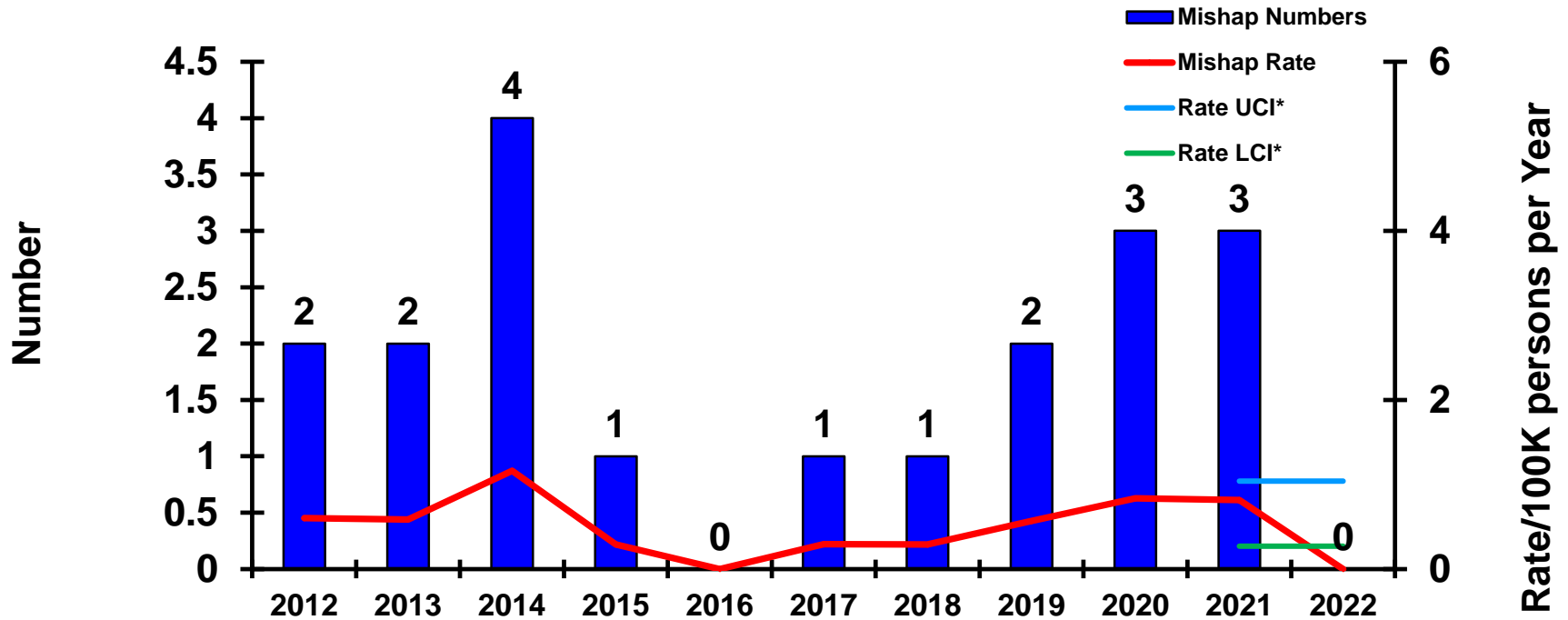


	<u>2-Feb-22</u>	<u>2-Feb-21</u>
FATALITIES/FATALITY RATE FY COMPARISON:	0/0.00	0/0.00
FY21 FATALITIES/FATALITY RATE:	1/0.27	
10-YEAR AVERAGE (FY11-20) FATALITIES/FATALITY RATE:	2.80/0.81	

*see last slide for definition of UCI/LCI



CLASS A ON-DUTY MV MISHAPS

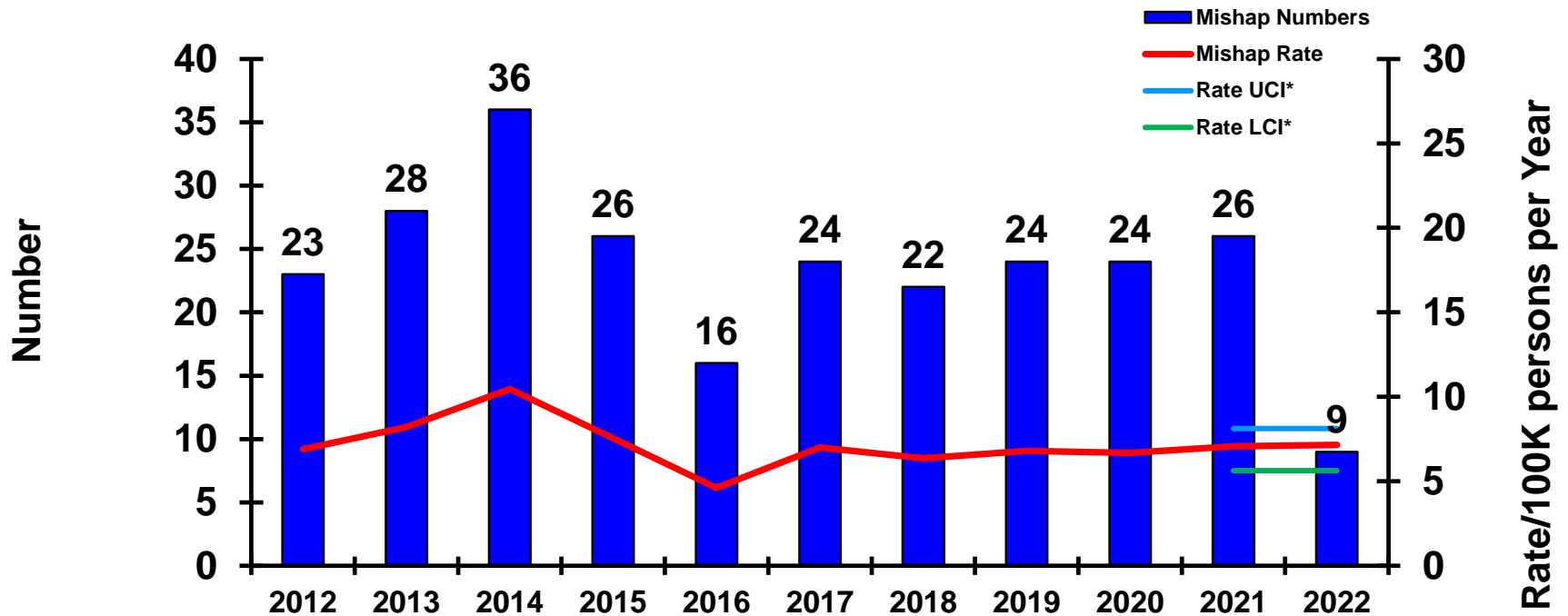


	<u>2-Feb-22</u>	<u>2-Feb-21</u>
CLASS A MISHAPS/MISHAP RATE FY COMPARISON:	0/0.00	0/0.00
FY21 MISHAPS/MISHAP RATE:	3/0.82	
10-YEAR AVERAGE (FY11-20) MISHAPS/MISHAP RATE:	1.90/0.54	

*see last slide for definition of UCI/LCI



TOTAL CLASS A ON-DUTY MISHAPS

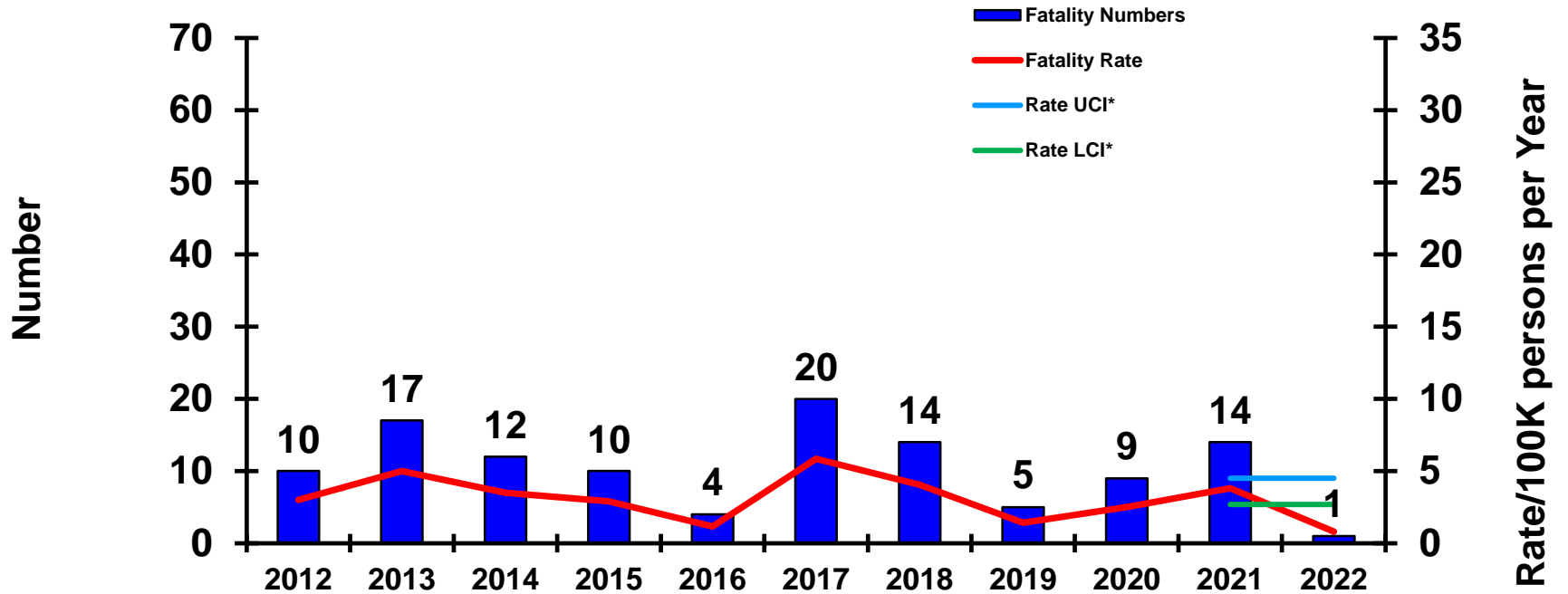


	<u>2-Feb-22</u>	<u>2-Feb-21</u>
CLASS A MISHAPS/MISHAP RATE FY COMPARISON:	9/7.15	7/5.56
FY21 MISHAPS/MISHAP RATE:	26/7.07	
10-YEAR AVERAGE (FY11-20) MISHAPS/MISHAP RATE:	24.90/7.17	

*see last slide for definition of UCI/LCI



ON-DUTY FATALITIES

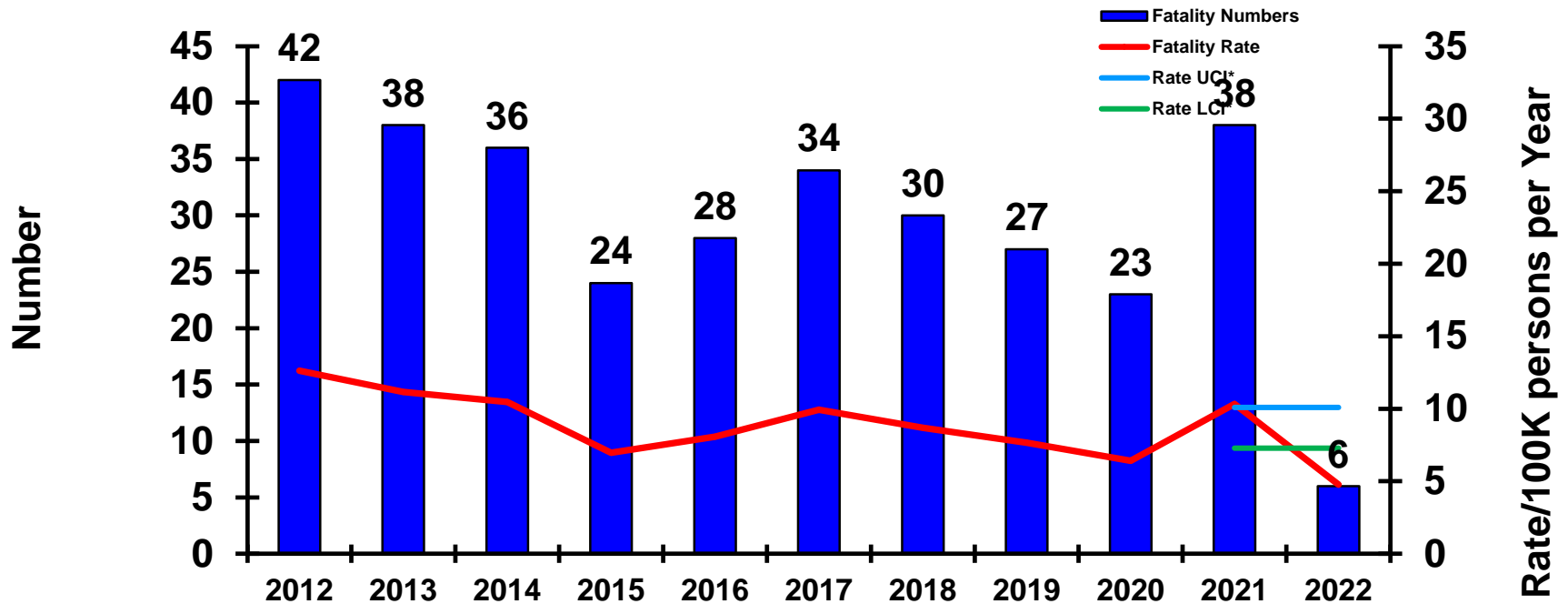


	<u>2-Feb-22</u>	<u>2-Feb-21</u>
CLASS A FATALITIES/FATALITY RATE FY COMPARISON:	1/0.79	3/2.38
FY21 FATALITIES/FATALITY RATE:	14/3.81	
10-YEAR AVERAGE (FY11-20) FATALITIES/FATALITY RATE:	11.50/3.32	

*see last slide for definition of UCI/LCI



PMV FATALITIES

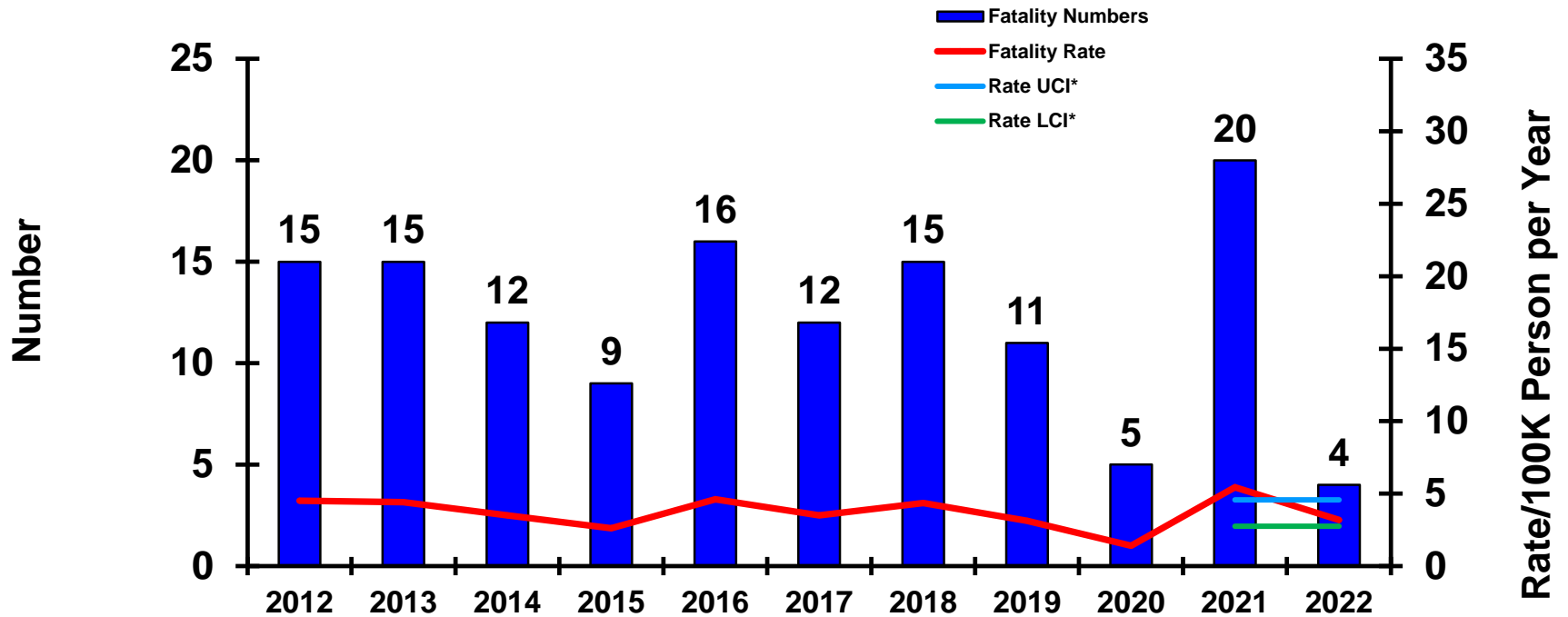


	<u>02-Feb-22</u>	<u>2-Feb-21</u>
CLASS A FATALITIES/FATALITY RATE FY COMPARISON:	6/4.77	11/8.74
FY21 FATALITIES/FATALITY RATE:	38/10.34	
10-YEAR AVERAGE (FY11-20) FATALITIES/FATALITY RATE:	32.00/9.23	

*see last slide for definition of UCI/LCI



4-WHEEL PMV FATALITIES



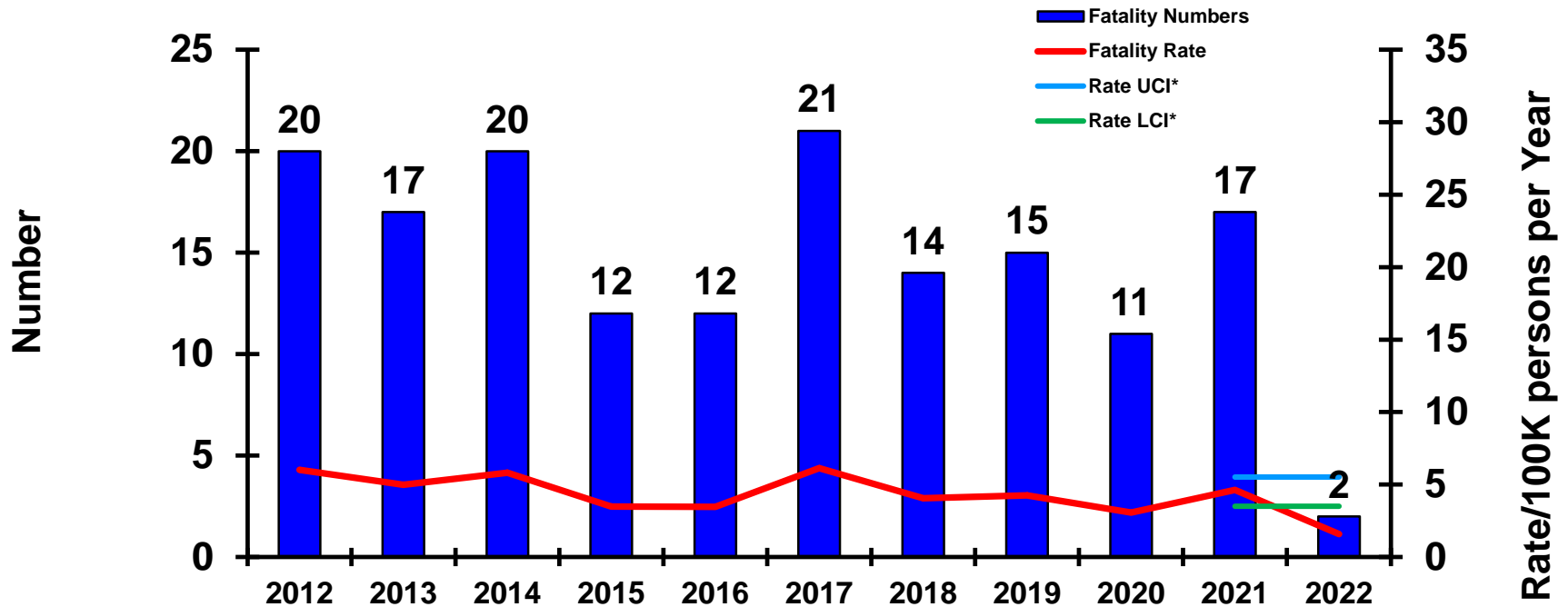
pedestrian fatalities not included

	<u>2-Feb-22</u>	<u>2-Feb-21</u>
CLASS A FATALITIES/FATALITY RATE FY COMPARISON:	4/3.18	6/4.77
FY21 FATALITIES/FATALITY RATE:	20/5.44	
10-YEAR AVERAGE (FY11-20) FATALITIES/FATALITY RATE:	13.00/3.74	

*see last slide for definition of UCI/LCI



MOTORCYCLE PMV FATALITIES

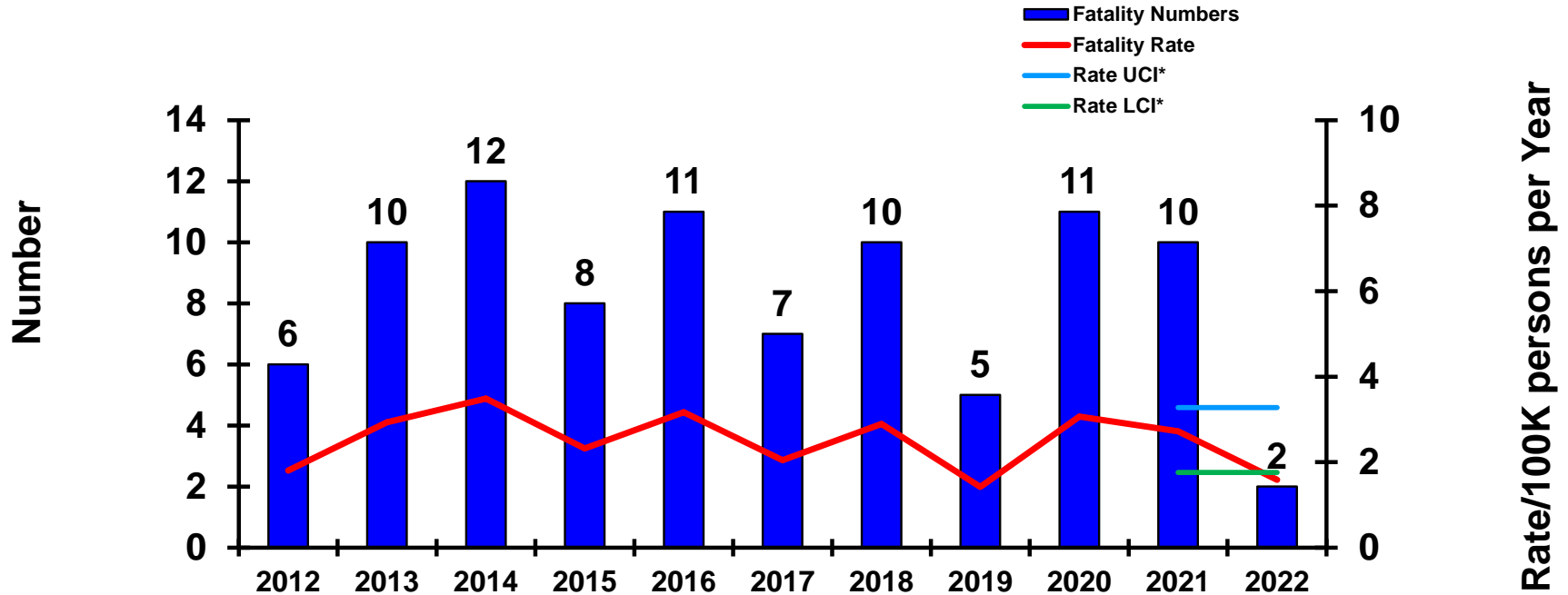


	<u>2-Feb-22</u>	<u>2-Feb-21</u>
CLASS A FATALITIES/FATALITY RATE FY COMPARISON:	2/1.59	5/3.97
FY21 FATALITIES/FATALITY RATE:	17/4.62	
10-YEAR AVERAGE (FY11-20) FATALITIES/FATALITY RATE:	15.90/4.59	

*see last slide for definition of UCI/LCI



OFF-DUTY/REC FATALITIES

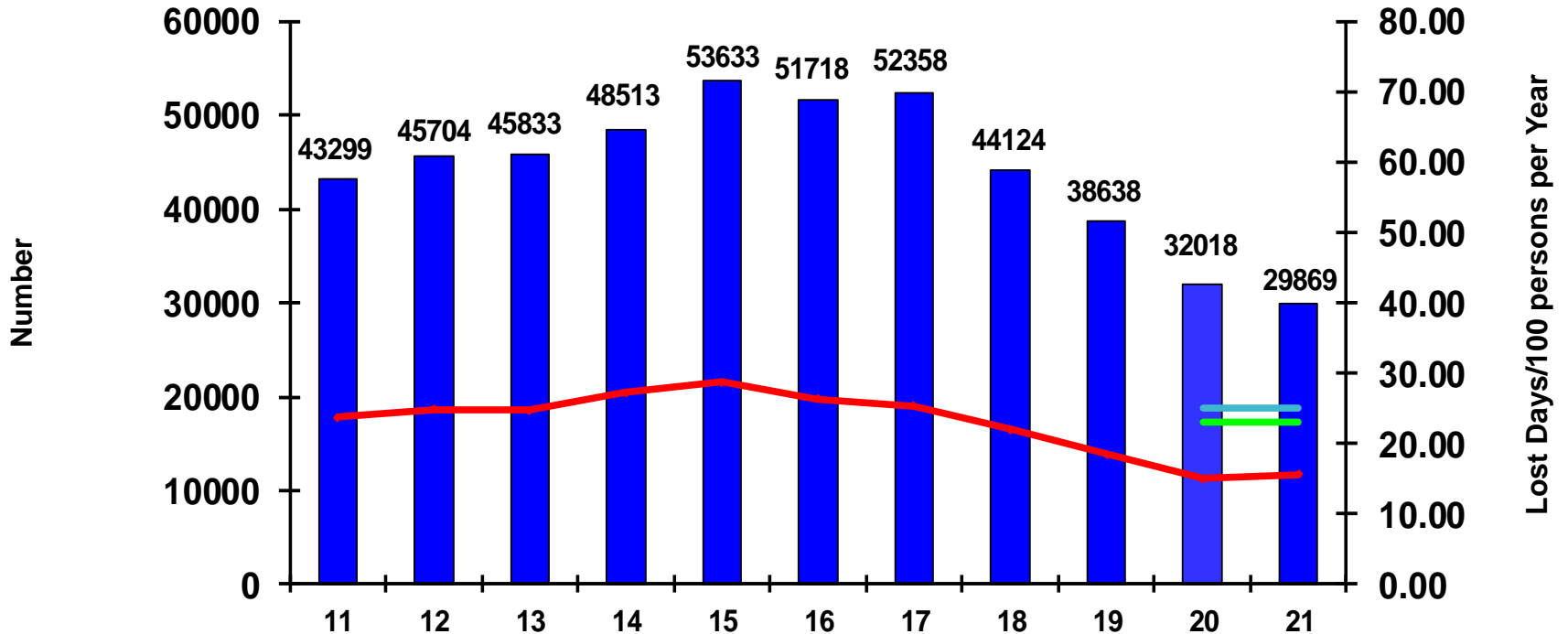


	<u>2-Feb-22</u>	<u>2-Feb-21</u>
CLASS A FATALITIES/FATALITY RATE FY COMPARISON:	2/1.59	3/2.38
FY21 FATALITIES/FATALITY RATE:	10/2.72	
10-YEAR AVERAGE (FY11-20) FATALITIES/FATALITY RATE:	9.00/2.59	

*see last slide for definition of UCI/LCI



CIVILIAN LOST WORK DAY

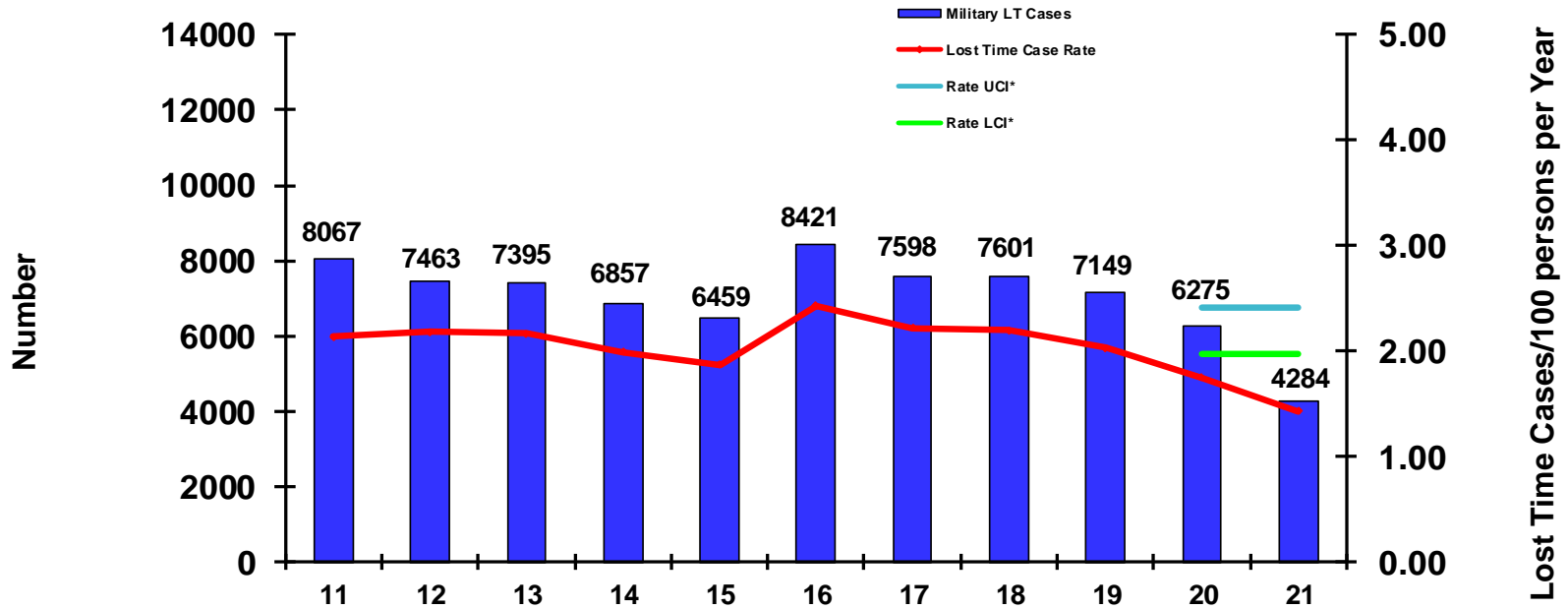


	<u>16 Nov 21</u>
LOST WORK DAY FY RATE COMPARISON:	15.60
FY21 LOST WORK DAY RATE:	14.90
5-YEAR AVERAGE (FY17-21) LOST WORK DAY RATE:	21.04

*see last slide for definition of UCI/LCI



MILITARY LOST TIME CASE RATE



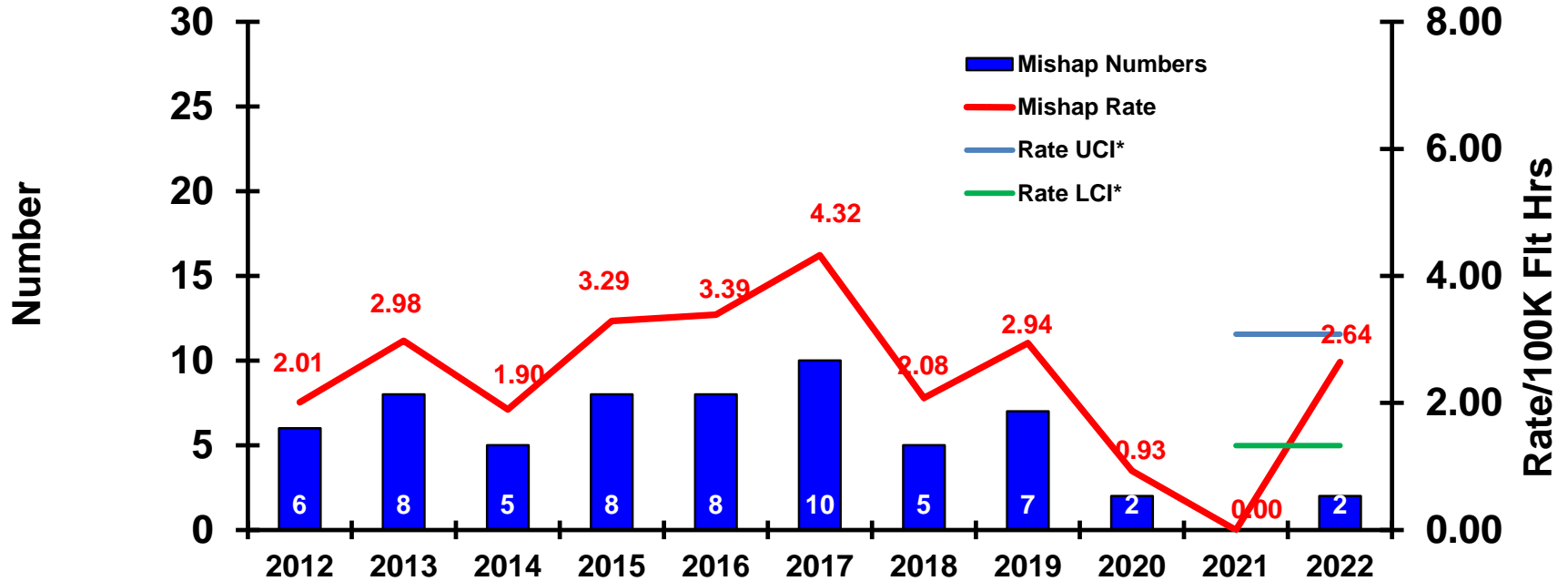
	<u>16 Nov 21</u>
LOST WORK TIME CASE RATE:	1.43
FY21 LOST TIME CASE RATE:	1.91
5-YEAR AVERAGE (FY17-21) LOST TIME CASE RATE:	2.35

*see last slide for definition of UCI/LCI



CLASS A FLIGHT MISHAPS

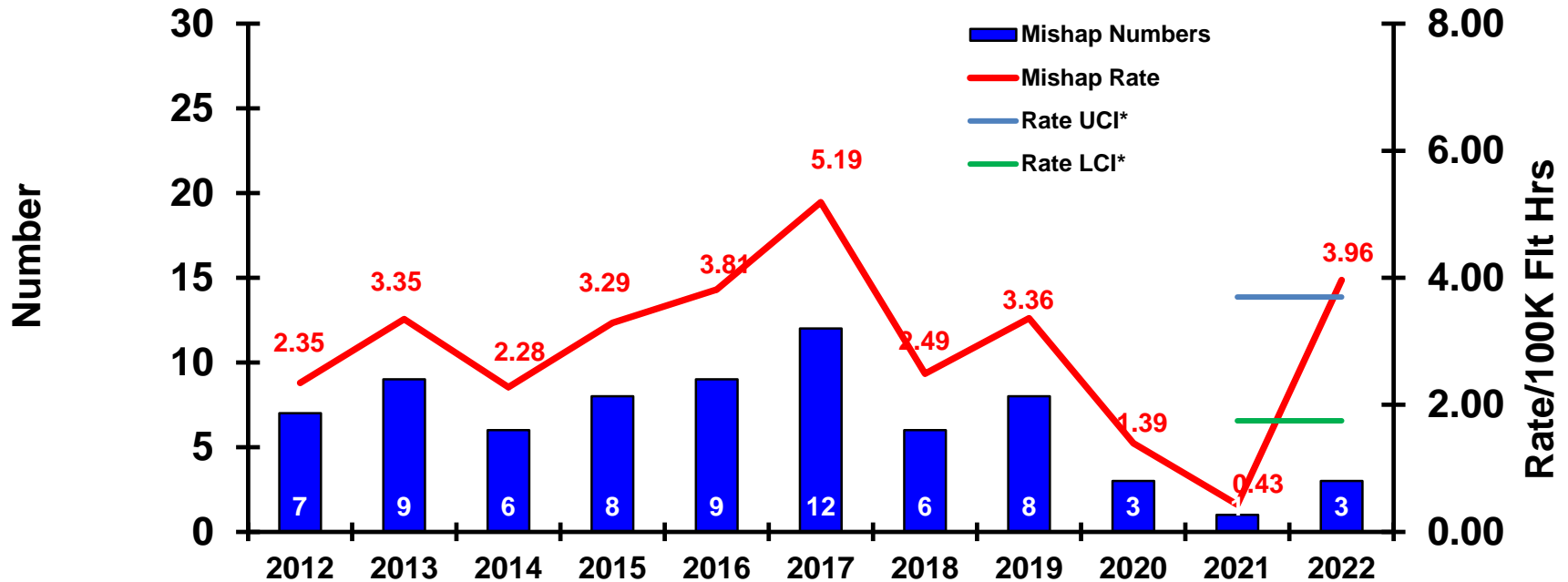
Manned Aircraft Only



	<u>2-Feb-22</u>	<u>2-Feb-21</u>
CLASS A FM/FM RATE FY COMPARISON:	2/2.64	0/0.00
FY21 MISHAPS/MISHAP RATE:	0/0.00	
10-YEAR AVERAGE (FY11-20) MISHAPS/MISHAP RATE:	5.90/2.38	



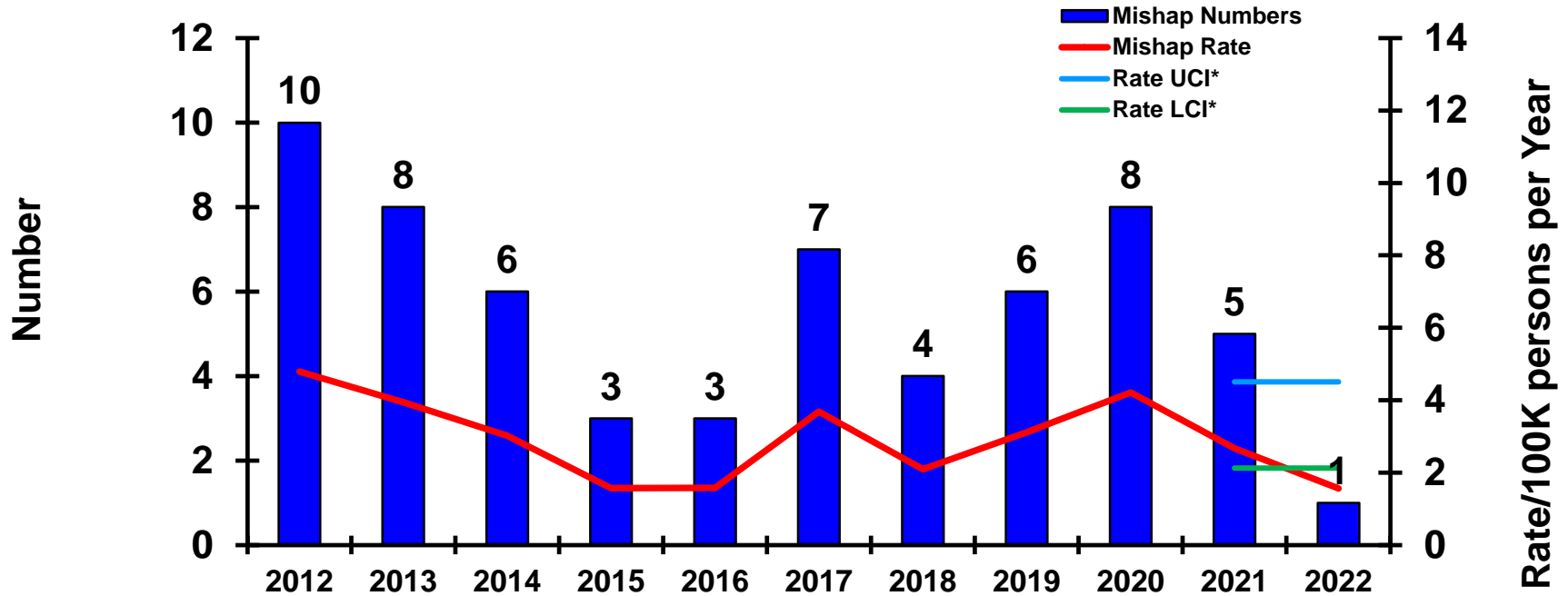
CLASS A AVIATION MISHAPS



CLASS A MISHAPS/MISHAP RATE FY COMPARISON:	<u>2-Feb-22</u>	<u>2-Feb-21</u>
	3/3.96	0/0.00
FY21 MISHAPS/MISHAP RATE:	1/0.43	
10-YEAR AVERAGE (FY11-20) MISHAPS/MISHAP RATE:	6.90/2.79	



CLASS A GROUND ON-DUTY MISHAPS

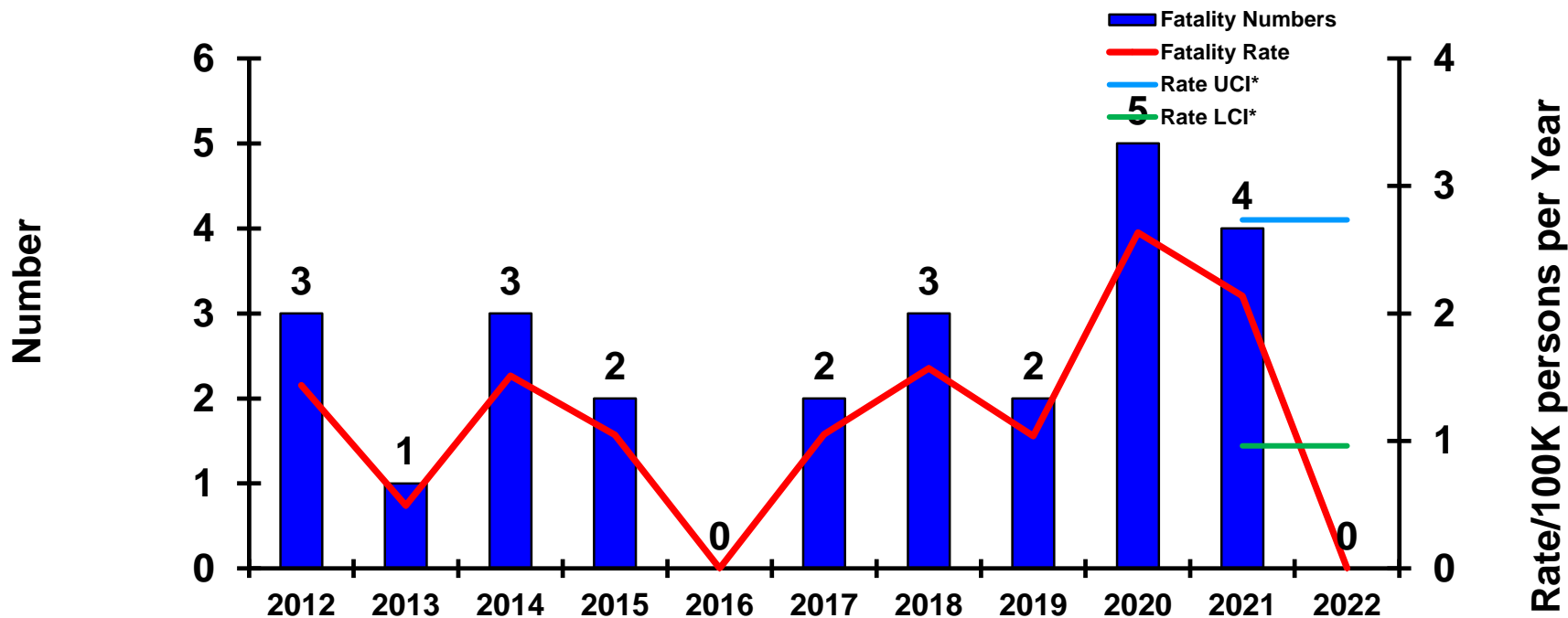


	<u>2-Feb-22</u>	<u>2-Feb-21</u>
CLASS A MISHAPS/MISHAP RATE FY COMPARISON:	1/1.56	0/0.00
FY21 MISHAPS/MISHAP RATE:	5/2.67	
10-YEAR AVERAGE (FY11-20) MISHAPS/MISHAP RATE:	6.00/3.07	

*see last slide for definition of UCI/LCI



PHYSICAL TRAINING FATALITIES



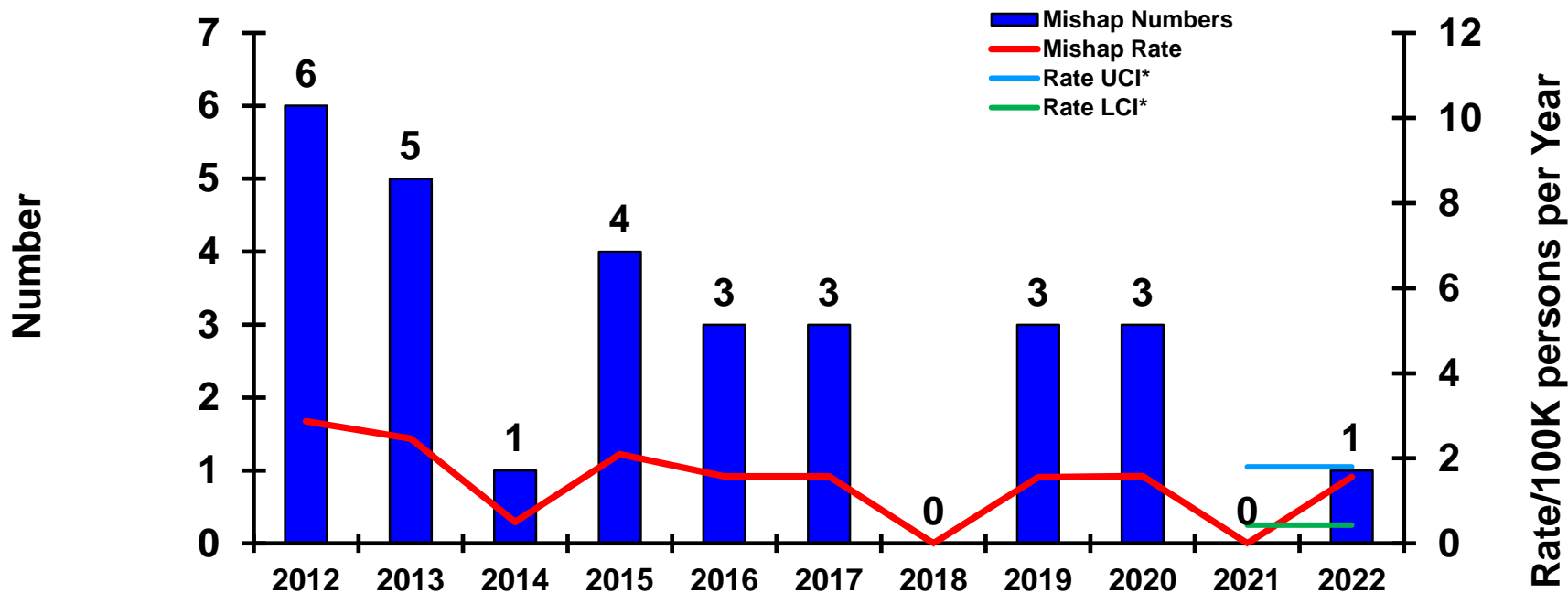
PT fatalities are also reflected in the Ground On-Duty Mishap slide

	<u>2-Feb-22</u>	<u>2-Feb-21</u>
CLASS A FATALITIES/FATALITY RATE FY COMPARISON:	0/0.00	0/0.00
FY21 FATALITIES/FATALITY RATE:	4/2.14	
10-YEAR AVERAGE (FY11-20) FATALITIES/FATALITY RATE:	2.50/1.29	

*see last slide for definition of UCI/LCI



CLASS A ON-DUTY MV MISHAPS

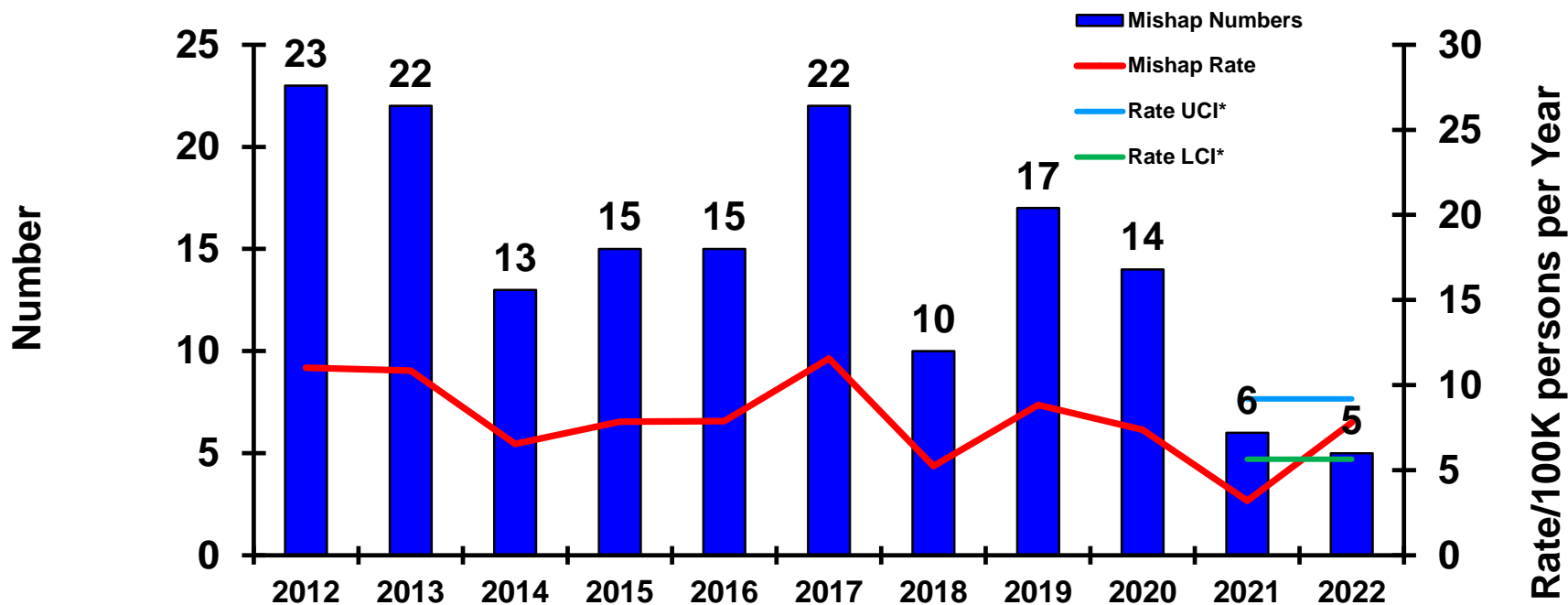


	<u>2-Feb-22</u>	<u>2-Feb-21</u>
CLASS A MISHAPS/MISHAP RATE FY COMPARISON:	1/1.56	0/0.00
FY21 MISHAPS/MISHAP RATE:	0/0.00	
10-YEAR AVERAGE (FY11-20) MISHAPS/MISHAP RATE:	2.80/1.42	

*see last slide for definition of UCI/LCI



TOTAL CLASS A ON-DUTY MISHAPS

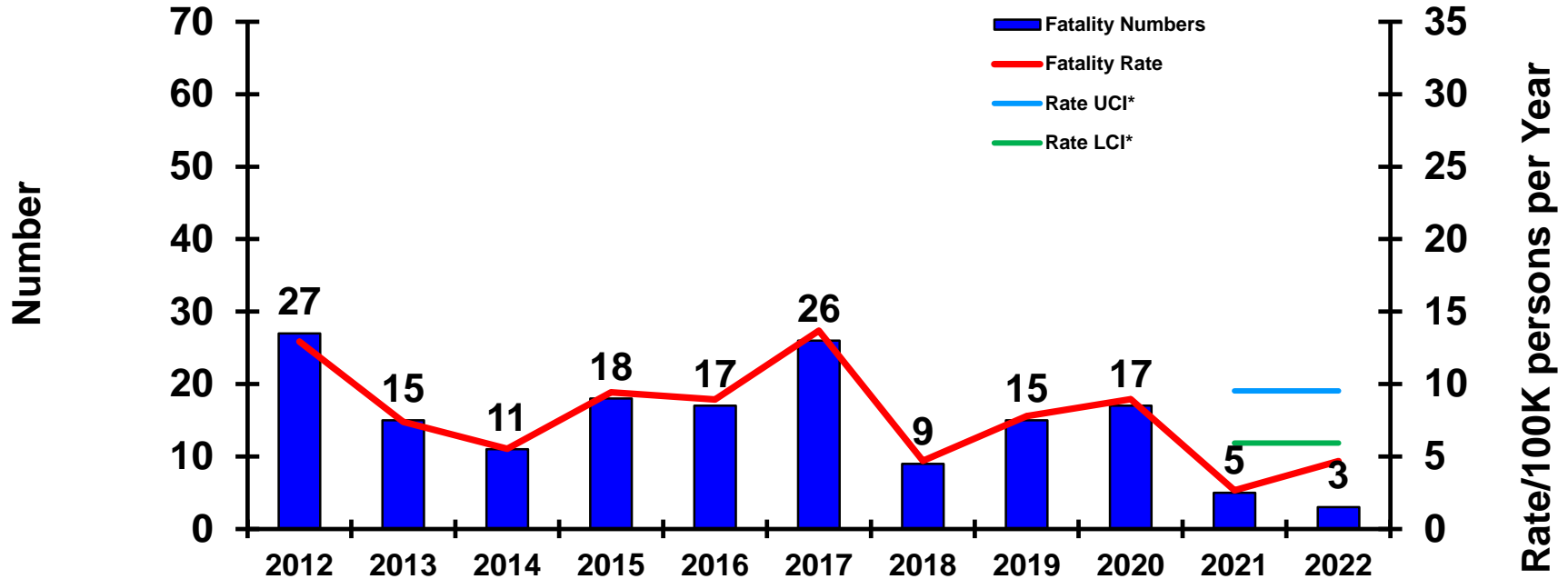


	<u>2-Feb-22</u>	<u>2-Feb-21</u>
CLASS A MISHAPS/MISHAP RATE FY COMPARISON:	5/7.80	0/0.00
FY21 MISHAPS/MISHAP RATE:	6/3.21	
10-YEAR AVERAGE (FY11-20) MISHAPS/MISHAP RATE:	15.70/8.04	

*see last slide for definition of UCI/LCI



ON-DUTY FATALITIES

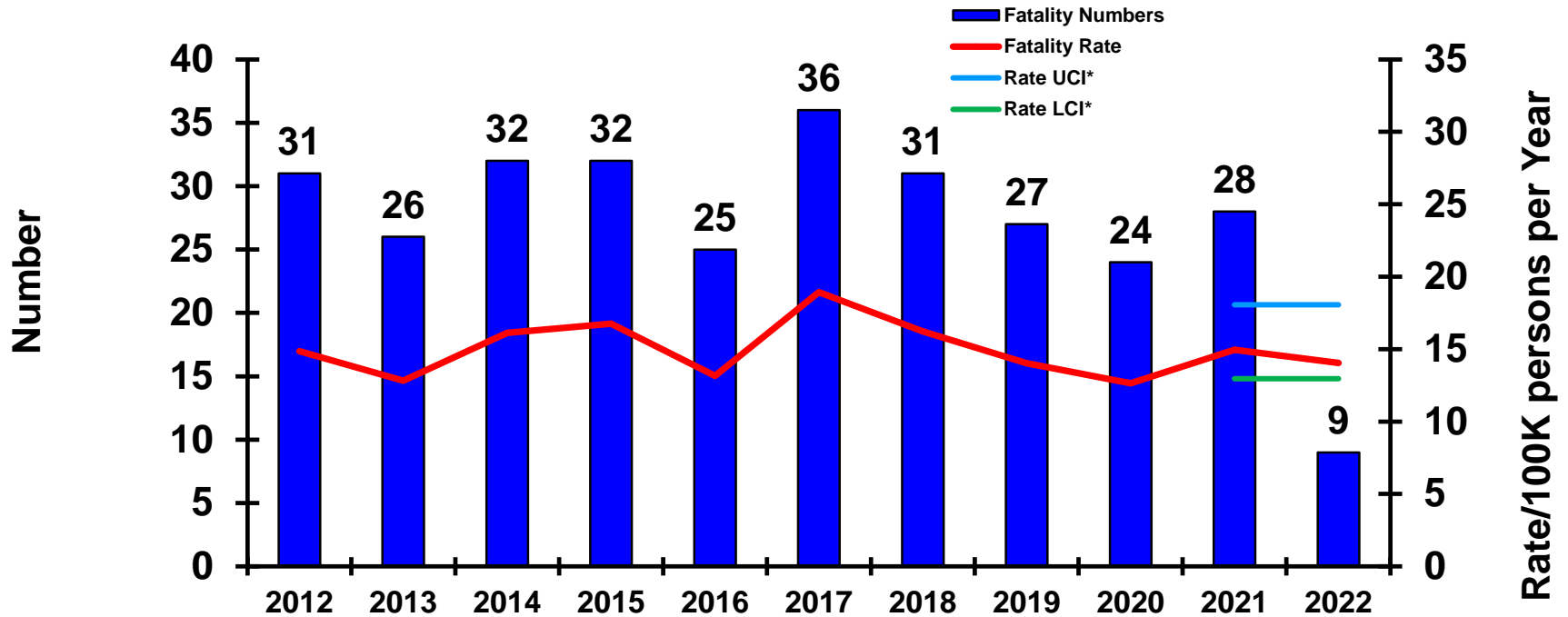


	<u>2-Feb-22</u>	<u>2-Feb-21</u>
CLASS A FATALITIES/FATALITY RATE FY COMPARISON:	3/4.68	0/0.00
FY21 FATALITIES/FATALITY RATE:	5/2.67	
10-YEAR AVERAGE (FY11-20) FATALITIES/FATALITY RATE:	16.00/8.20	

*see last slide for definition of UCI/LCI



PMV FATALITIES

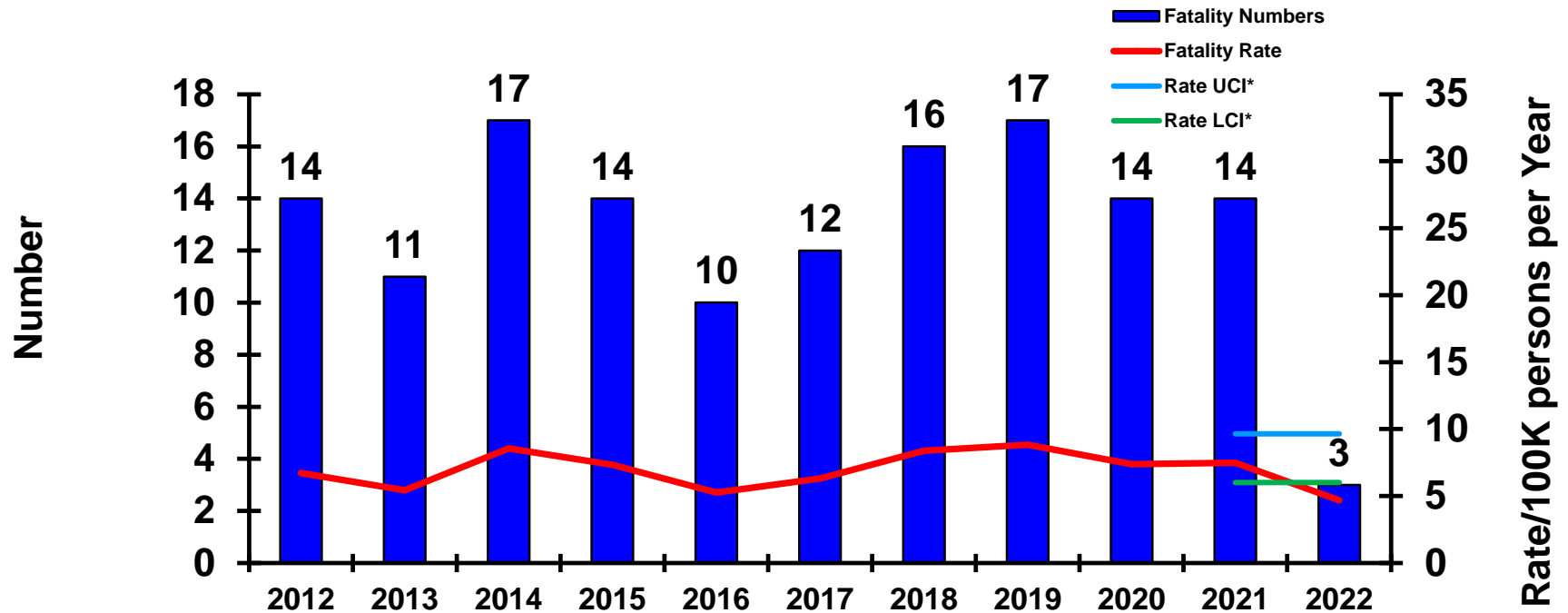


	<u>2-Feb-22</u>	<u>2-Feb-21</u>
CLASS A FATALITIES/FATALITY RATE FY COMPARISON:	9/14.04	10/15.60
FY21 FATALITIES/FATALITY RATE:	28/14.96	
10-YEAR AVERAGE (FY11-20) FATALITIES/FATALITY RATE:	29.20/15.05	

*see last slide for definition of UCI/LCI



4-WHEEL PMV FATALITIES



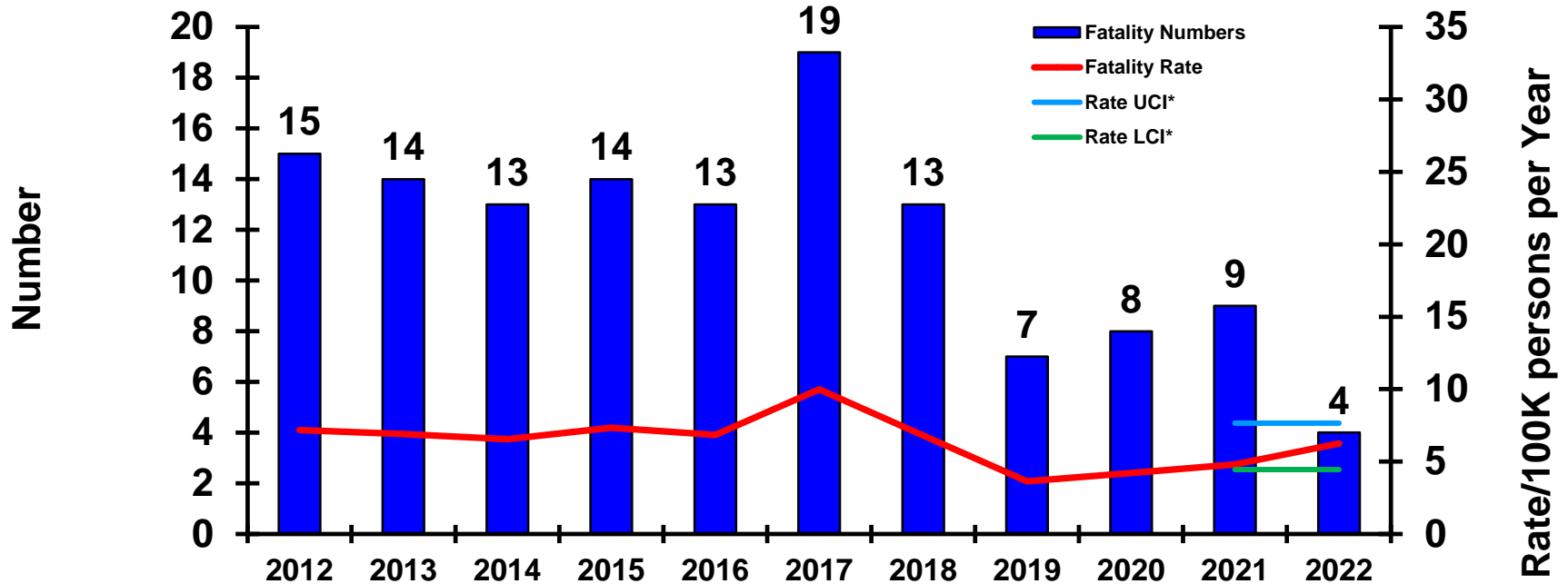
pedestrian fatalities not included

	<u>2-Feb-22</u>	<u>2-Feb-21</u>
CLASS A FATALITIES/FATALITY RATE FY COMPARISON:	3/4.68	0/0.00
FY21 FATALITIES/FATALITY RATE:	14/7.48	
10-YEAR AVERAGE (FY11-20) FATALITIES/FATALITY RATE:	13.90/7.17	

*see last slide for definition of UCI/LCI



MOTORCYCLE PMV FATALITIES

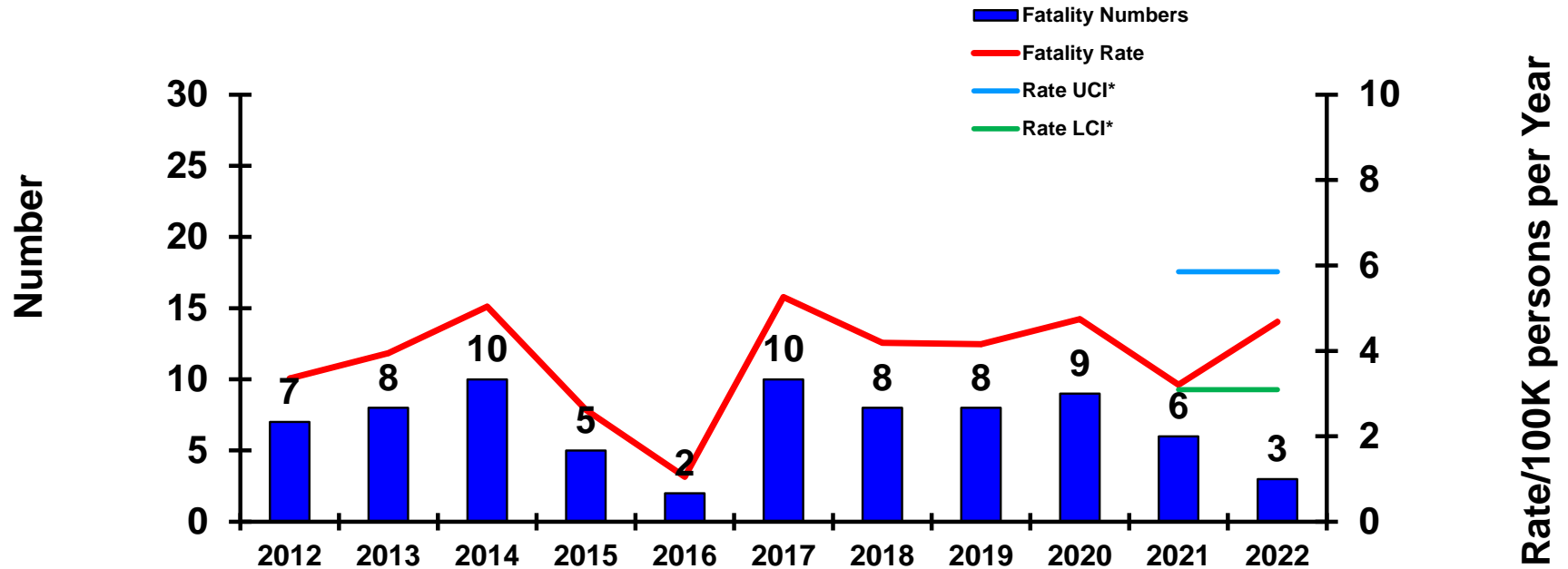


	<u>2-Feb-22</u>	<u>2-Feb-21</u>
CLASS A FATALITIES/FATALITY RATE FY COMPARISON:	4/6.24	3/4.68
FY21 FATALITIES/FATALITY RATE:	9/4.81	
10-YEAR AVERAGE (FY11-20) FATALITIES/FATALITY RATE:	12.50/6.43	

*see last slide for definition of UCI/LCI



OFF-DUTY/REC FATALITIES

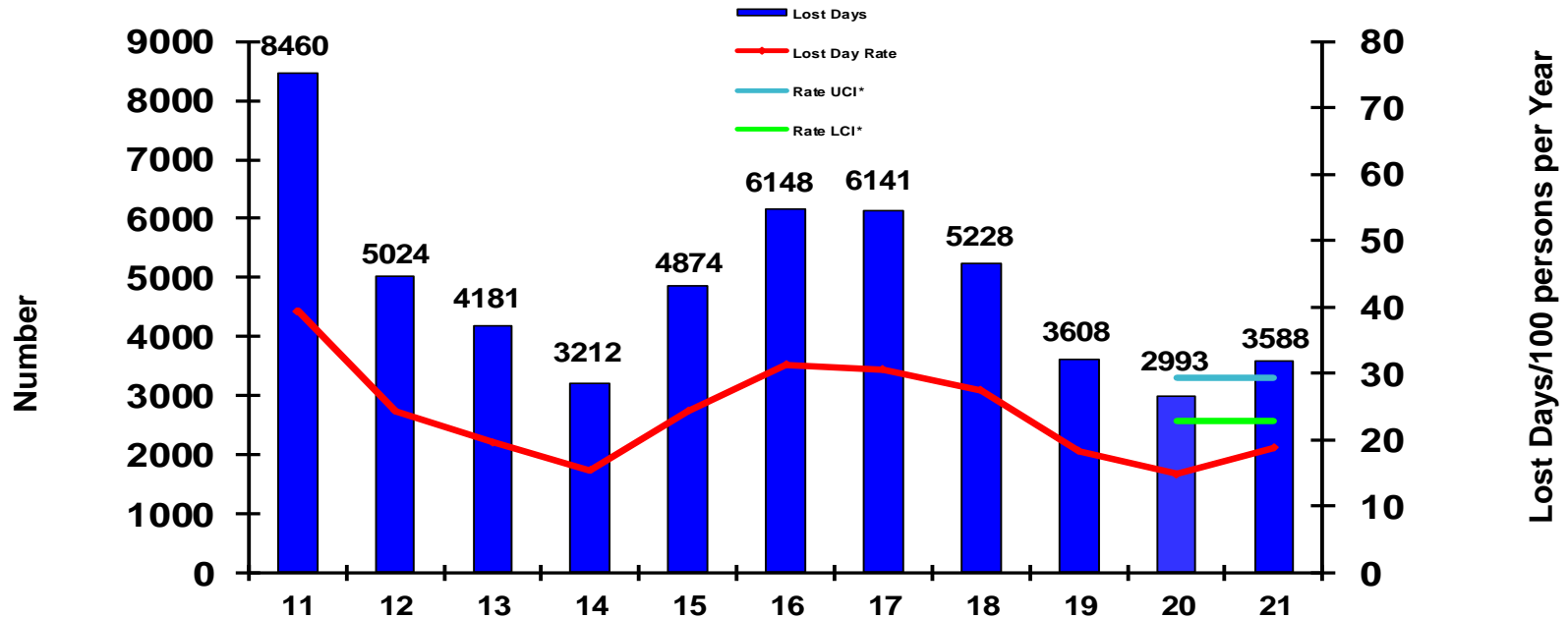


	<u>2-Feb-22</u>	<u>2-Feb-21</u>
CLASS A FATALITIES/FATALITY RATE FY COMPARISON:	3/4.68	9/4.88
FY21 FATALITIES/FATALITY RATE:	6/3.21	
10-YEAR AVERAGE (FY11-20) FATALITIES/FATALITY RATE:	7.30/3.76	

*see last slide for definition of UCI/LCI



CIVILIAN LOST WORK DAY

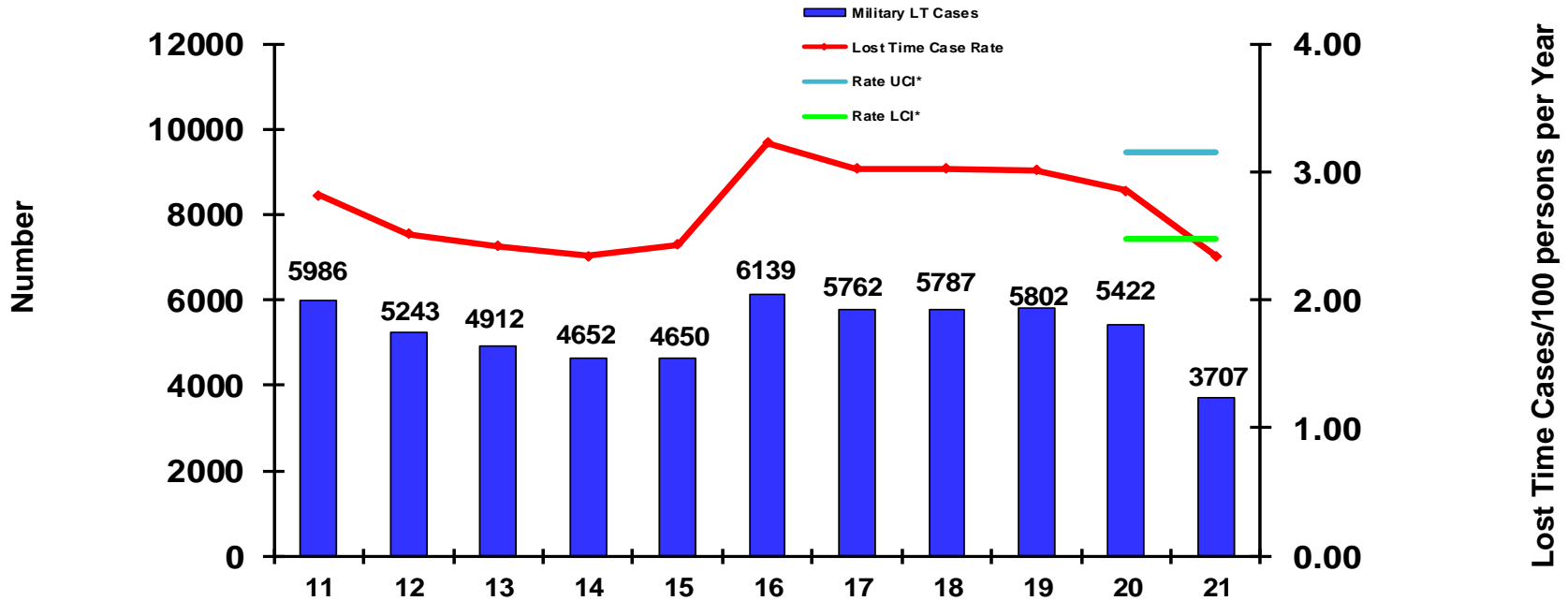


	<u>16 Nov 21</u>
LOST WORK DAY FY RATE COMPARISON:	22.97
FY21 LOST WORK DAY RATE:	18.8
5-YEAR AVERAGE (FY17-21) LOST WORK DAY RATE:	23.23

*see last slide for definition of UCI/LCI



MILITARY LOST TIME CASE RATE



	<u>16 Nov 21</u>
LOST WORK TIME CASE RATE:	2.48
FY21 LOST TIME CASE RATE:	3.31
5-YEAR AVERAGE (FY17-21) LOST TIME CASE RATE:	2.61

*see last slide for definition of UCI/LCI.

Navy Short Narratives

USN AVIATION CLASS A MISHAPS (includes UAS/UAV, FRMs and AGMs not included in the Flight Slide)

- 24 Jan 2022 (Location withheld – OPSEC) F-35C crashed during landing, pilot ejected. No fatalities.
- 12 Jan 2022 (Smithfield, VA) MH-60S made emergency landing, no significant injuries.
- 29 Nov 2021 (Location Withheld - OPSEC) F/A-18E suffered a system failure while airborne. Aircraft recovered safely, but subsequent inspections revealed suspected Class A damage to the airframe. No injuries.
- 24 Nov 2021 (Location Withheld – OPSEC) Dipping sonar separated from cable during ASW exercise. Aircraft safely recovered. No injuries reported.
- 22 Nov 2021 (Location Withheld - OPSEC) F/A-18E starboard engine fire in flight. The aircraft landed safely on USS Ship. No injuries reported.
- 4 Oct 2021 (IVO Death Valley National Park, CA) F/A-18F crashed in the vicinity of Death Valley National Park. Single aircrew ejected successfully with non-life threatening injuries.

USN AFLOAT CLASS A MISHAPS

- 21 Jan 2022 (Location Withheld – OPSEC) Ship received damage to sonar dome. No injuries to crew.
- 2 Oct 2021 (Location Withheld – OPSEC) USS Submarine allision.

USN SHORE CLASS A MISHAPS

- 4 Dec 2021 (Virginia Beach, VA) SVM injured during training exercise. Succumbed to injuries on 7 Dec 2021.

USN PHYSICAL TRAINING CLASS A MISHAPS

- No Reported Mishaps this period.

USN ON-DUTY MOTOR VEHICLE CLASS A MISHAPS

- No Reported Mishaps this period.

USN PRIVATE MOTOR VEHICLE FATALITIES

- 22 Jan 2022 (Jacksonville, FL) SVM involved in a motor vehicle accident and died.
- 28 Dec 2021 (La Porte County, IN) SVM involved in a motor vehicle accident. Deceased at scene.
- 20 Dec 2021 (Isle of Wight, VA) SVM in motor vehicle accident, deceased at scene of accident.

Navy Short Narratives

USN PRIVATE MOTOR VEHICLE FATALITIES (continued)

- 4 Oct 2021 (San Diego, CA) 2 x SVM involved in motor vehicle accident, 1 x SVM succumbed to injuries on 9 Oct 21.
- 2 Oct 2021 (San Diego, CA) SVM lost control of motorcycle, hit wall, fell and died.
- 1 Oct 2021 (Augusta, GA) SVM fell off motorcycle, hit by automobile, died at hospital.

USN OFF-DUTY/RECREATIONAL FATALITIES

- 26 Dec 2021 (Jacksonville, FL) SVM died in a recreational plane crash.
- 12 Nov 2021 (Ridgecrest, CA) SVM perished in a private civilian aircraft.

Marine Corps Short Narratives

USMC AVIATION CLASS A MISHAPS (includes UAS/UAV, FRMs and AGMs not included in the Flight Slide)

- 27 Jan 2022 (MCAS Yuma, AZ) F-35B experienced engine damage during a post-maintenance ground turn. No injuries reported.
- 6 Jan 2022 (McGuire AFB, NJ) Aircraft crashed on final. No injuries or fatalities reported.
- 29 Oct 2021 (MCAS Iwakuni, Japan) F-35B bird strike during takeoff roll. Pilot executed a high speed abort. No injuries to the pilot, damage to the aircraft estimated in the Class A range.

USMC GROUND CLASS A MISHAPS

- 3 Oct 2021 (Twenty-Nine Palms, CA) SVM received gunshot wound to chest while conducting dry fire rehearsal training. Died at scene.

USMC PHYSICAL TRAINING CLASS A MISHAPS

- No Reported Mishaps this period.

USMC ON-DUTY MOTOR VEHICLE CLASS A MISHAPS

- 19 Jan 2022 (Sneads Ferry, NC). SVMs involved in a military vehicle accident. Two deceased at scene.

USMC PRIVATE MOTOR VEHICLE FATALITIES

- 30 Dec 2021 (Palm Springs, CA) SVM was riding a dirt bike off-road. The SVM attempted to cross a road, was hit by a semi-truck, and died at hospital.
- 6 Dec 2021 (Oceanside, CA) While assisting a wrecked vehicle on freeway, SVM struck by another vehicle. SVM deceased.
- 5 Dec 2021 (Wilmington, NC) SVM struck by vehicle while crossing street. Deceased on 9 Dec 21.
- 4 Dec 2021 (Camp Pendleton, CA) SVM involved in motorcycle accident. Pronounced deceased at scene.
- 20 Nov 2021 (Greenville, NC) SVM involved in motorcycle accident. Deceased on 4 Dec 2021.
- 6 Nov 2021 (Chandler, AZ) SVM involved in a motorcycle accident, died at hospital.
- 5 Nov 2021 (Okinawa, Japan) SVM lost control of vehicle, admitted to hospital. Died on 17 Nov 2021.
- 26 Oct 2021 (Ramona, CA) USNR on active duty attached to USMC unit involved in a single vehicle accident. Deceased at scene.
- 17 Oct 2021 (Ponchatoula, LA) SVM died in a multi-vehicle accident.

Marine Corps Short Narratives

USMC OFF-DUTY/RECREATIONAL FATALITIES

- 23 Dec 2021 (Waterfall, PA) SVM on leave, died in a house fire.
- 16 Oct 2021 (Washington, DC) SVM died on 17 October from head injury after falling down the stairs.
- 9 Oct 2021 (McCloud, OK) SVM went swimming in a lake and drowned.



Mishap Confidence Interval



- UCI = Upper Confidence Interval LCI = Lower Confidence Interval
- Rate values above the UCI or below the LCI infer a statistically significant change is probable. This is only an indicator. Significance cannot be determined until end-of-year.
- Values between the UCI and LCI infer that nothing significant has occurred to increase or decrease mishap rate.

(Confidence Interval is based on: Poisson Rate related to a Chi Squared Distribution and calculated using FY16-20 data except for the Lost Work Days and Lost Time Case slides which were based on a normal distribution).