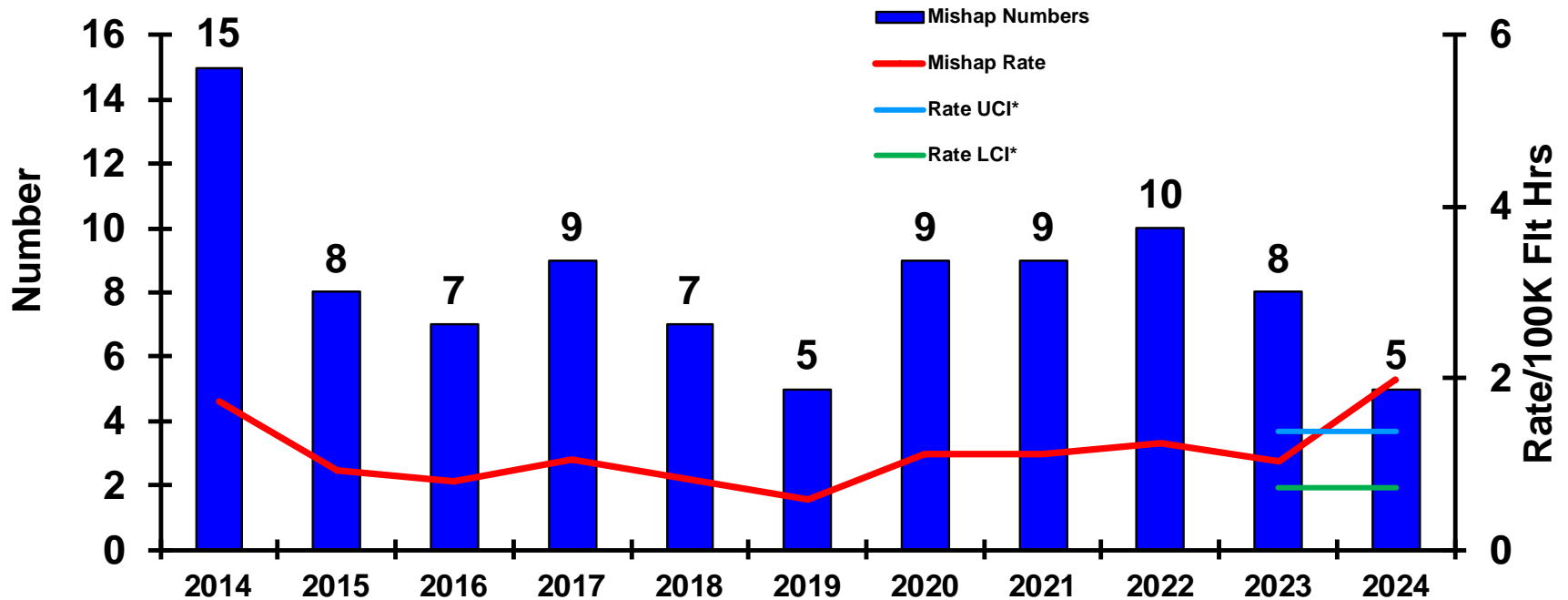




CLASS A FLIGHT MISHAPS

Manned Aircraft Only

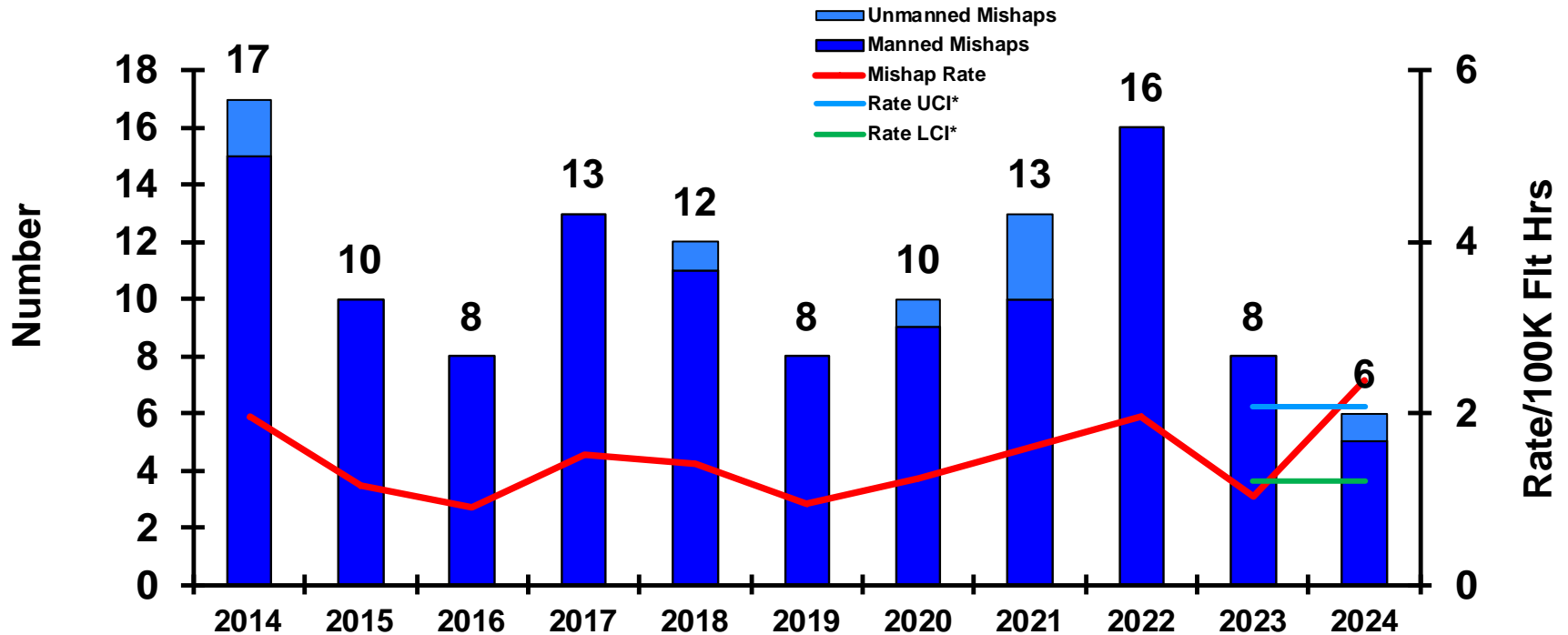


	<u>6-Feb-24</u>	<u>6-Feb-23</u>
CLASS A MISHAPS/MISHAP RATE FY COMPARISON:	5/1.98	3/1.11
FY23 MISHAPS/MISHAP RATE:	8/1.03	
10-YEAR AVERAGE (FY14-FY23) MISHAPS/MISHAP RATE:	8.70/1.04	

*see last slide for definition of UCI/LCI



CLASS A AVIATION MISHAPS

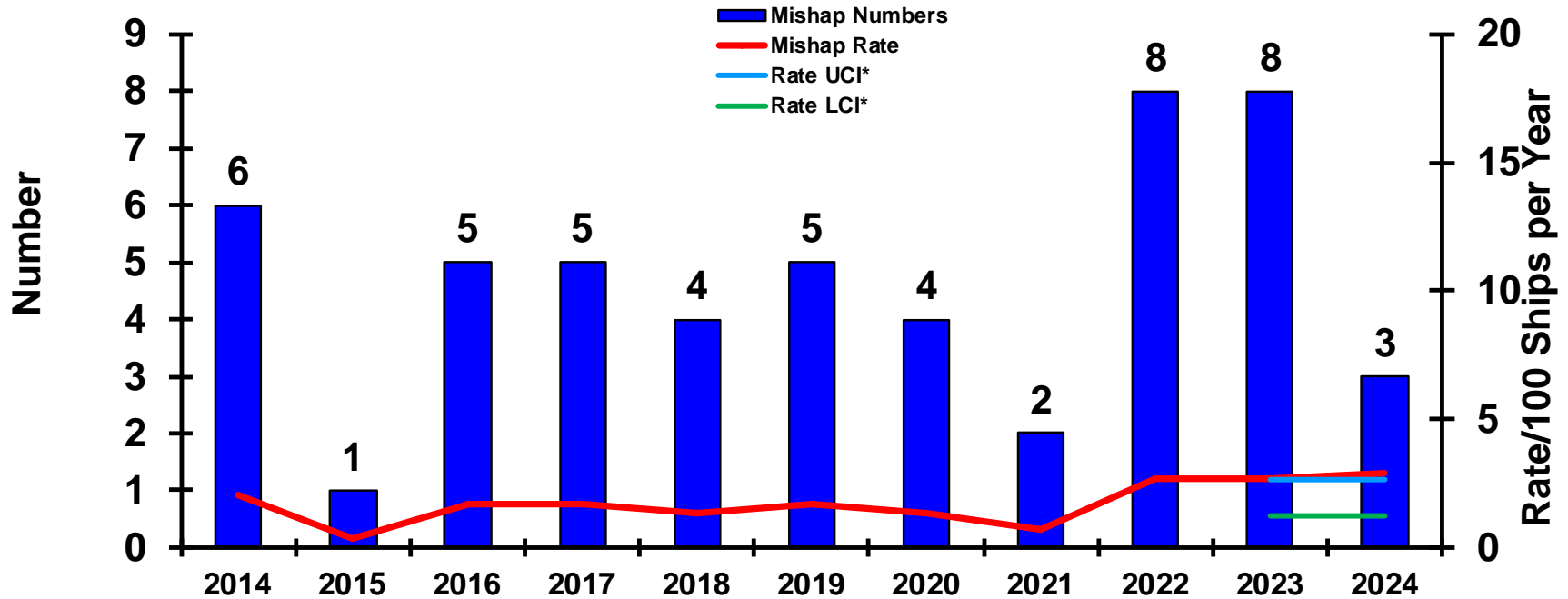


	<u>6-Feb-24</u>	<u>6-Feb-23</u>
CLASS A MISHAPS/MISHAP RATE FY COMPARISON:	6/2.38	3/1.11
FY08 MISHAPS/MISHAP RATE:	8/1.03	
10-YEAR AVERAGE (FY17-FY08) MISHAPS/MISHAP RATE:	11.50/1.46	

*see last slide for definition of UCI/LCI



CLASS A AFLOAT MISHAPS

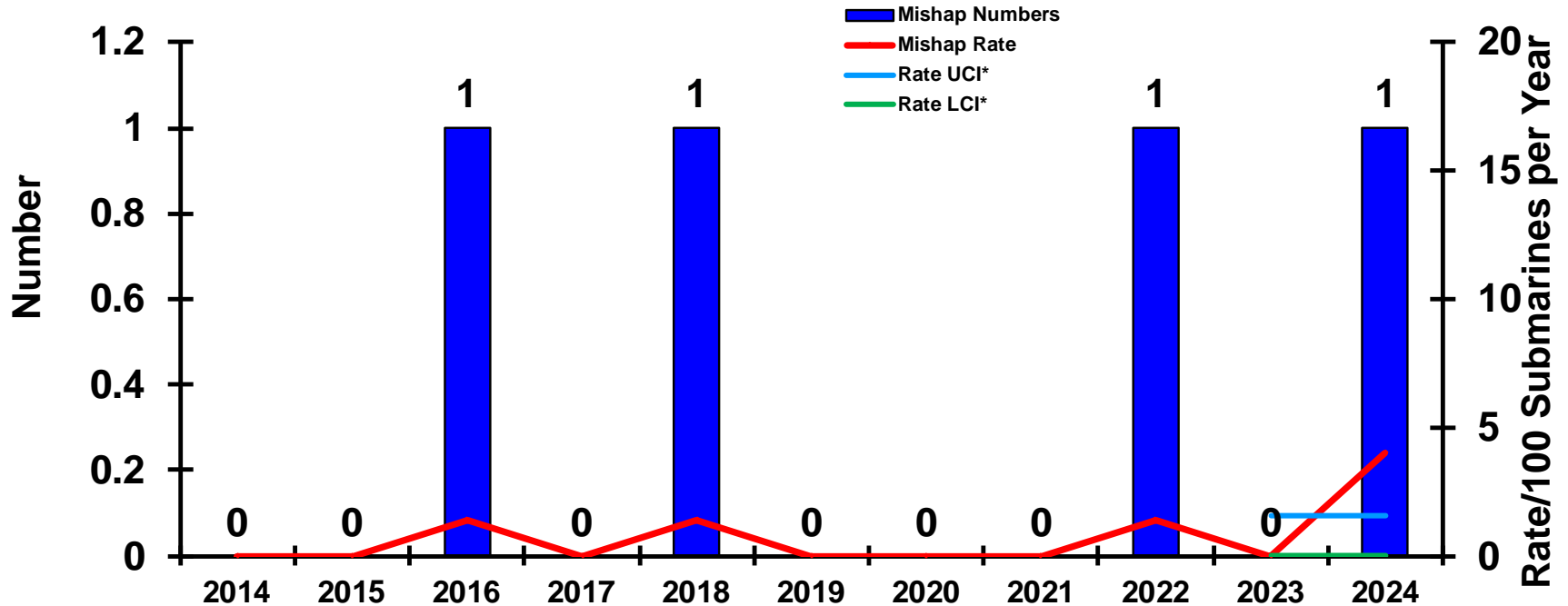


	<u>6-Feb-24</u>	<u>6-Feb-23</u>
CLASS A MISHAPS/MISHAP RATE FY COMPARISON:	3/2.89	4/3.85
FY23 MISHAPS/MISHAP RATE:	8/2.70	
10-YEAR AVERAGE (FY14-FY23) MISHAPS/MISHAP RATE:	4.80/1.62	

*see last slide for definition of UCI/LCI



CLASS A SUBMARINE MISHAPS

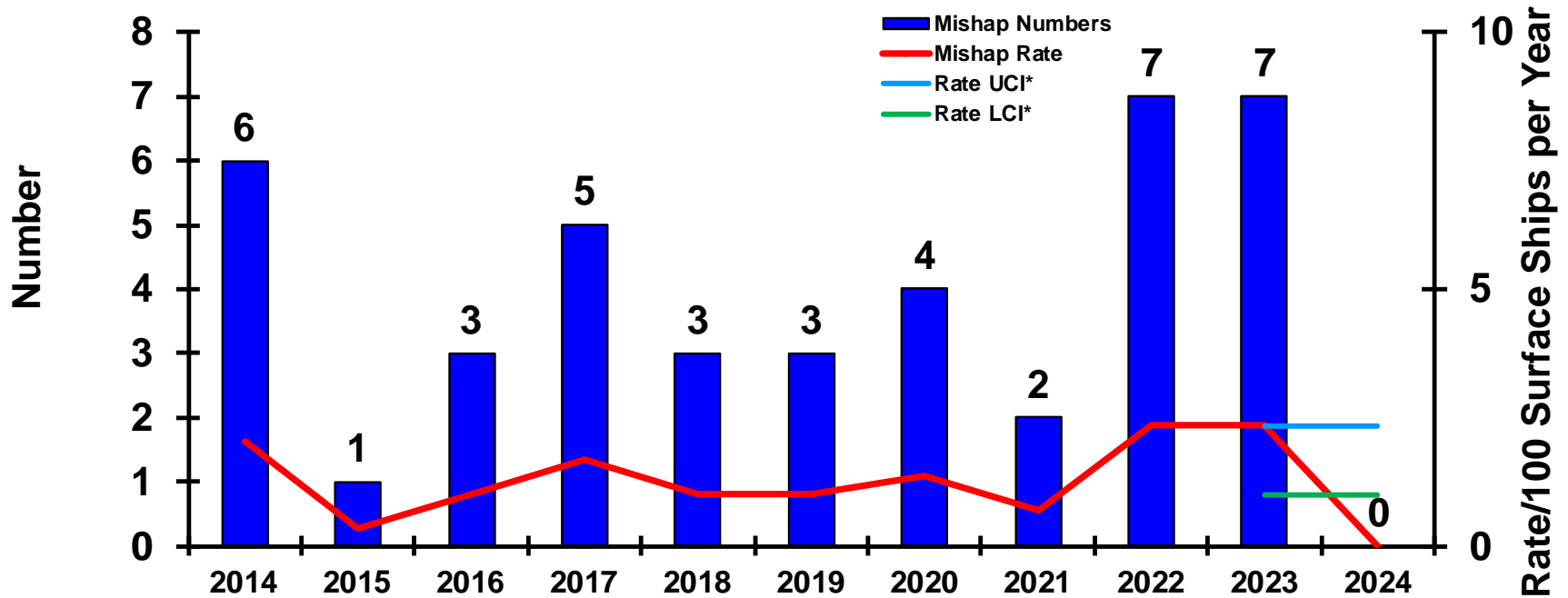


	<u>6-Feb-24</u>	<u>6-Feb-23</u>
CLASS A MISHAPS/MISHAP RATE FY COMPARISON:	1/4.02	0/0.00
FY23 MISHAPS/MISHAP RATE:	0/0.00	
10-YEAR AVERAGE (FY14-FY23) MISHAPS/MISHAP RATE:	0.30/0.42	

*see last slide for definition of UCI/LCI



CLASS A SURFACE SHIP MISHAPS

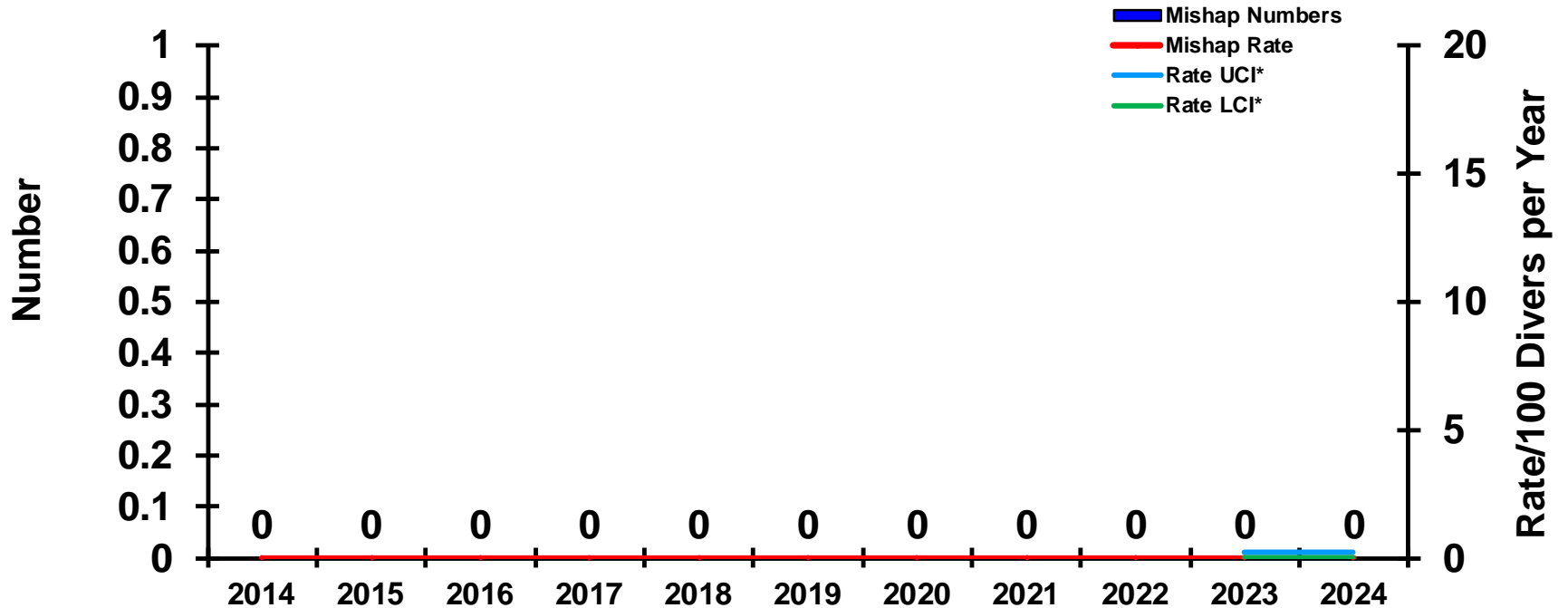


	<u>6-Feb-24</u>	<u>6-Feb-23</u>
CLASS A MISHAPS/MISHAP RATE FY COMPARISON:	0/0.00	3/2.89
FY23 MISHAPS/MISHAP RATE:	7/2.36	
10-YEAR AVERAGE (FY14-FY23) MISHAPS/MISHAP RATE:	4.10/1.39	

*see last slide for definition of UCI/LCI



CLASS A DIVING MISHAPS

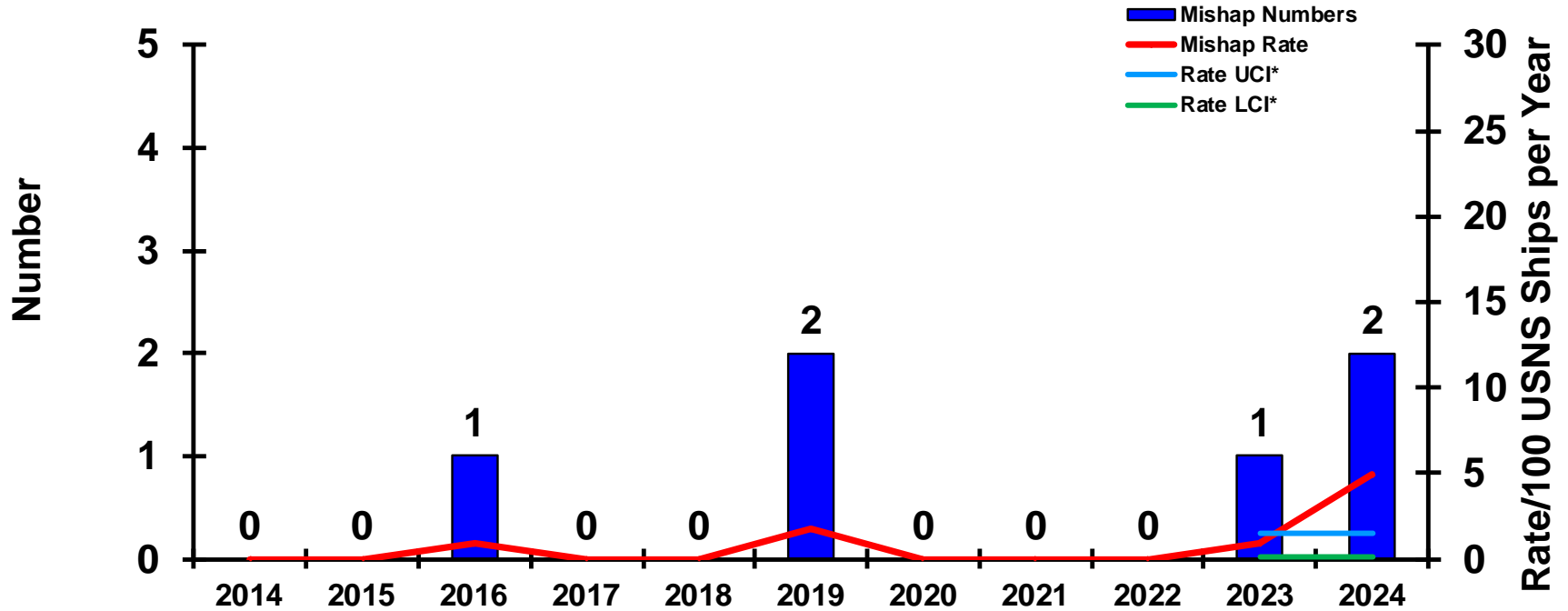


	<u>6-Feb-24</u>	<u>6-Feb-23</u>
CLASS A MISHAPS/MISHAP RATE FY COMPARISON:	0/0.00	0/0.00
FY23 MISHAPS/MISHAP RATE:	0/0.00	
10-YEAR AVERAGE (FY14-FY23) MISHAPS/MISHAP RATE:	0.00/0.00	

*see last slide for definition of UCI/LCI



CLASS A MSC AFLOAT MISHAPS

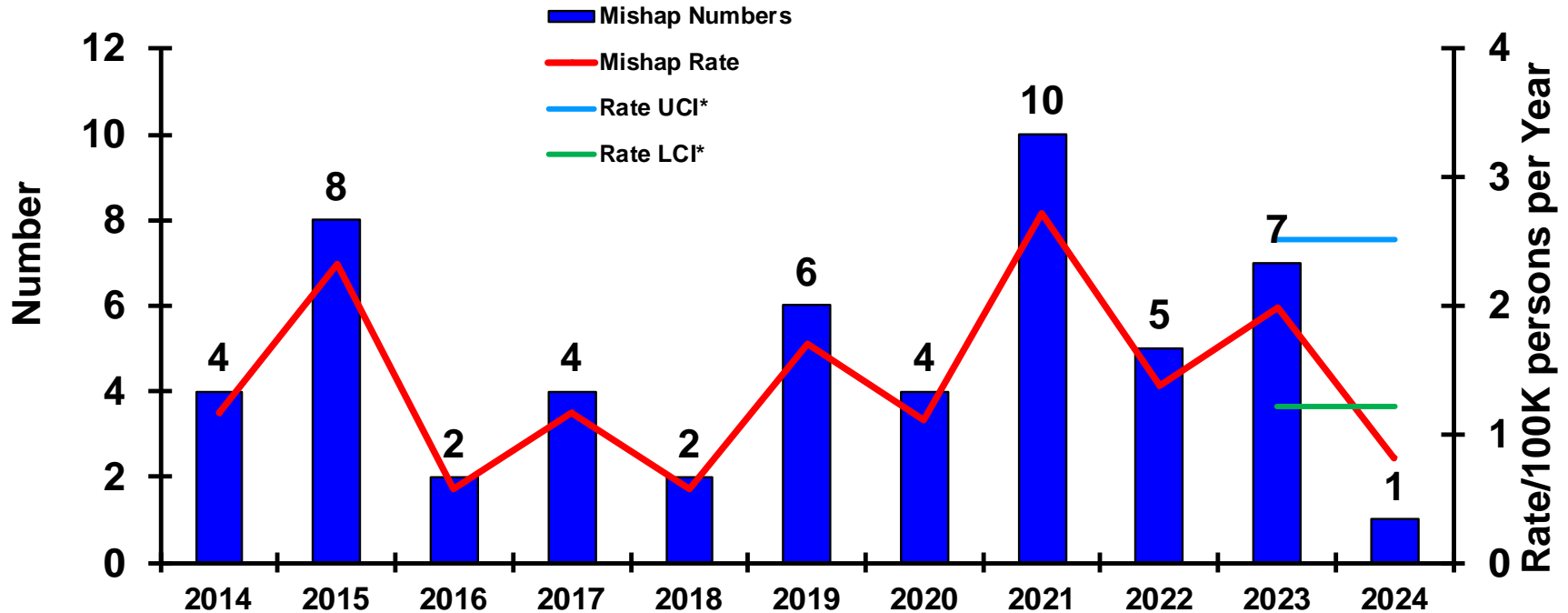


	<u>6-Feb-24</u>	<u>6-Feb-23</u>
CLASS A MISHAPS/MISHAP RATE FY COMPARISON:	2/4.92	1/2.46
FY23 MISHAPS/MISHAP RATE:	1/0.86	
10-YEAR AVERAGE (FY14-FY23) MISHAPS/MISHAP RATE:	0.40/0.34	

*see last slide for definition of UCI/LCI



CLASS A SHORE ON-DUTY MISHAPS

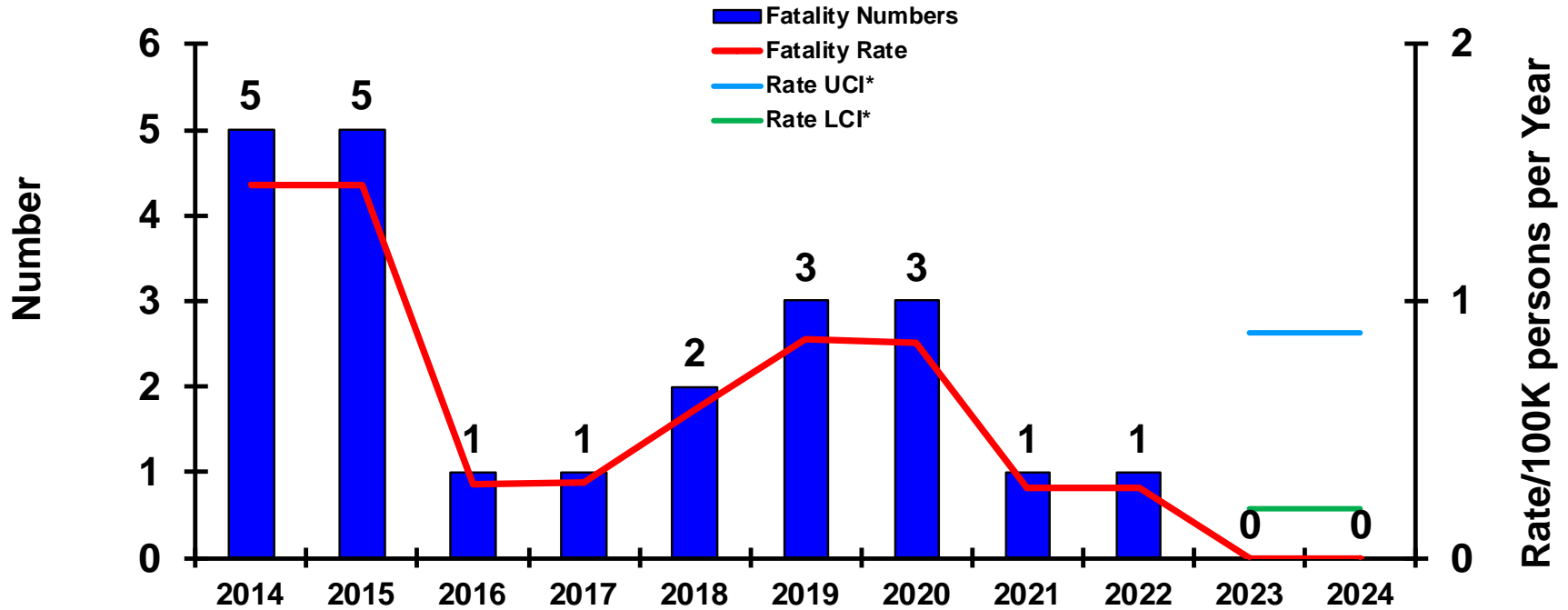


	<u>6-Feb-24</u>	<u>6-Feb-23</u>
CLASS A MISHAPS/MISHAP RATE FY COMPARISON:	1/0.82	3/2.42
FY23 MISHAPS/MISHAP RATE:	7/1.98	
10-YEAR AVERAGE (FY14-FY23) MISHAPS/MISHAP RATE:	5.20/1.47	

*see last slide for definition of UCI/LCI



PHYSICAL TRAINING FATALITIES

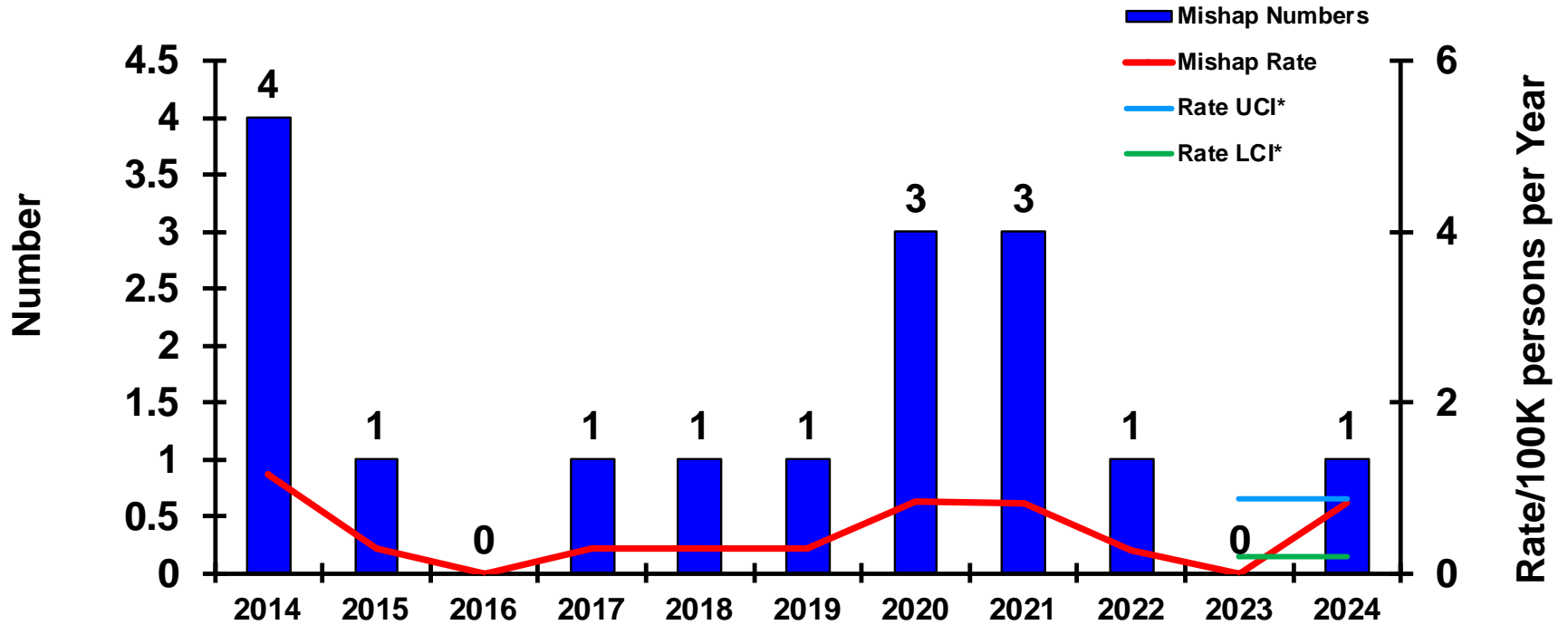


	6-Feb-24	6-Feb-23
CLASS A MISHAPS/MISHAP RATE FY COMPARISON:	0/0.00	0/0.00
FY23 MISHAPS/MISHAP RATE:	0/0.00	
10-YEAR AVERAGE (FY14-FY23) MISHAPS/MISHAP RATE:	2.20/0.63	

*see last slide for definition of UCI/LCI



CLASS A ON-DUTY MV MISHAPS

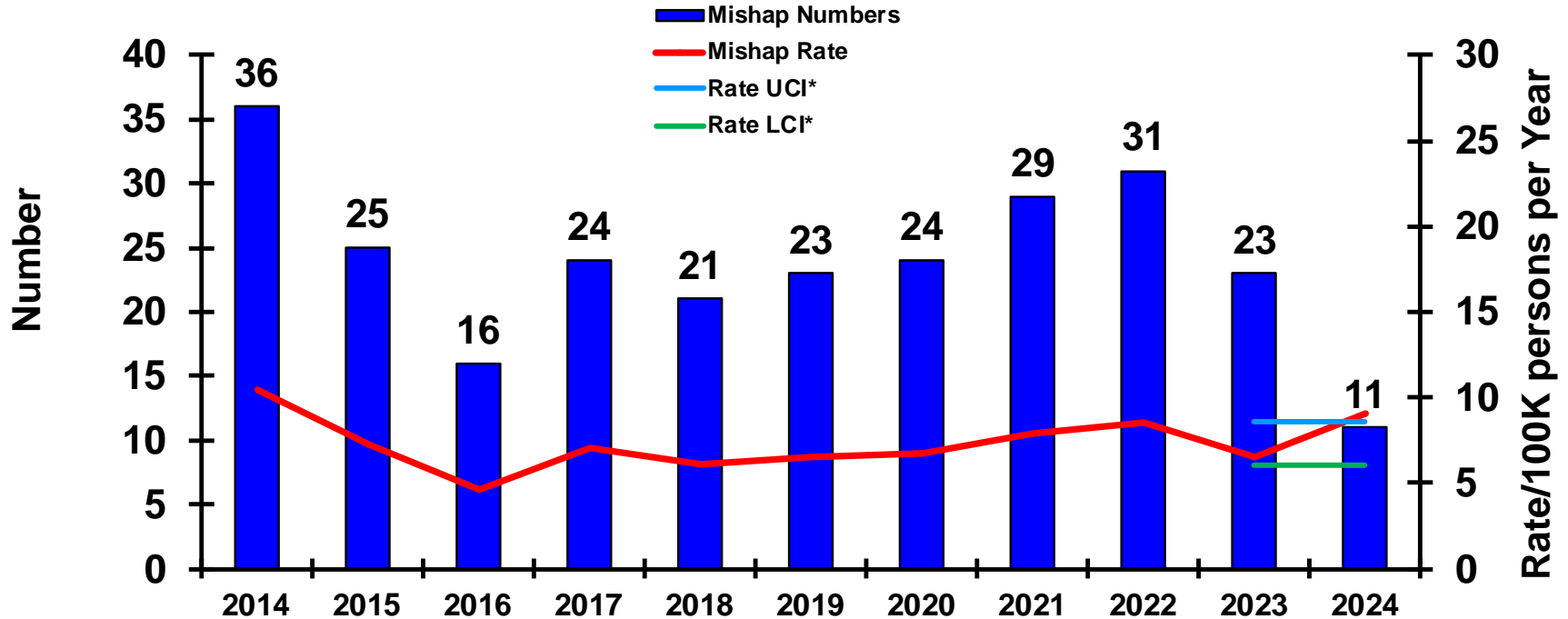


	<u>6-Feb-24</u>	<u>6-Feb-23</u>
CLASS A MISHAPS/MISHAP RATE FY COMPARISON:	1/0.82	0/0.00
FY23 MISHAPS/MISHAP RATE:	0/0.00	
10-YEAR AVERAGE (FY14-FY23) MISHAPS/MISHAP RATE:	1.50/0.42	

*see last slide for definition of UCI/LCI



TOTAL CLASS A ON-DUTY MISHAPS

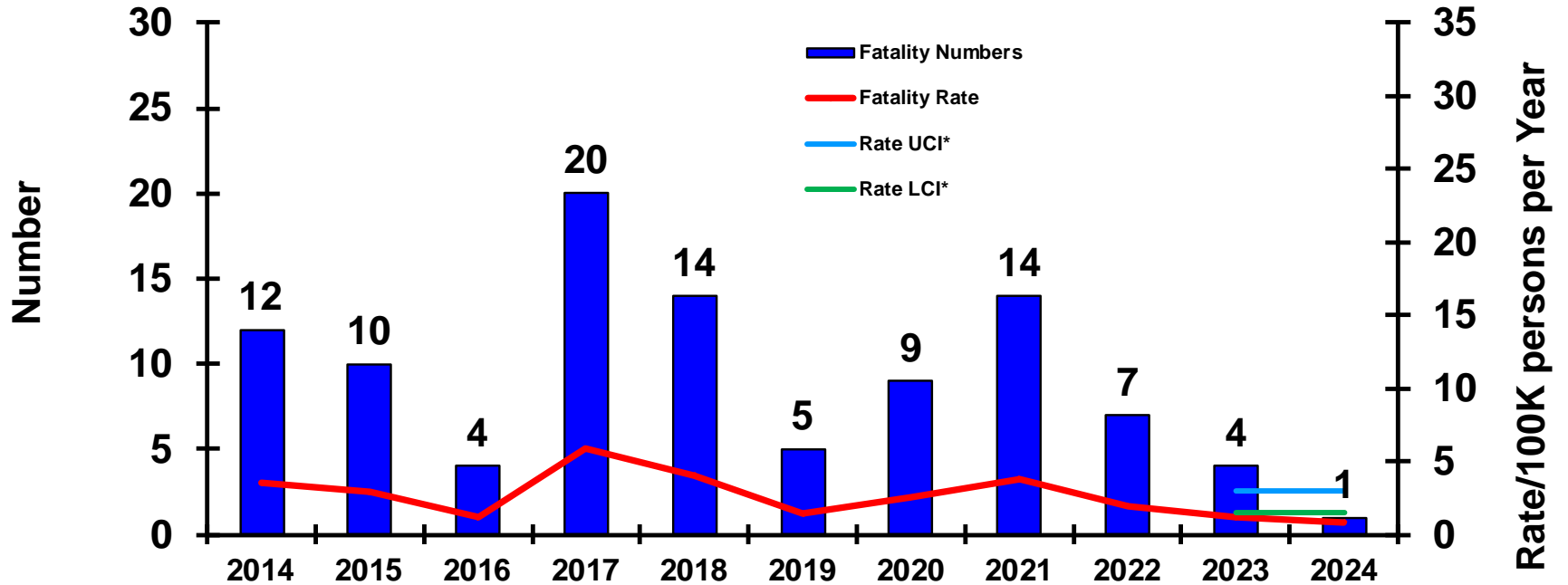


	<u>6-Feb-24</u>	<u>6-Feb-23</u>
CLASS A MISHAPS/MISHAP RATE FY COMPARISON:	11/9.02	10/8.07
FY23 MISHAPS/MISHAP RATE:	23/6.51	
10-YEAR AVERAGE (FY14-FY23) MISHAPS/MISHAP RATE:	25.20/7.15	

*see last slide for definition of UCI/LCI



ON-DUTY FATALITIES



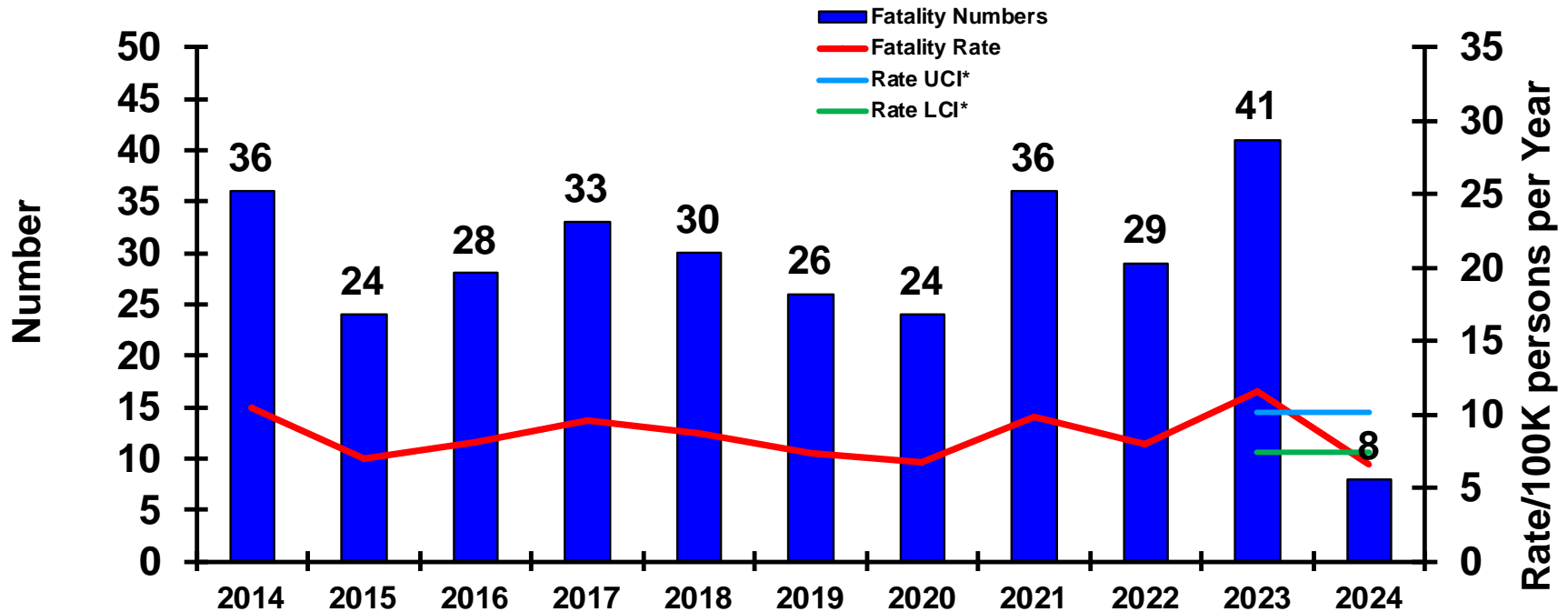
Slide does not show Government Civilian Fatalities: FY24 - 1

	6-Feb-24	6-Feb-23
CLASS A MISHAPS/MISHAP RATE FY COMPARISON:	1/0.82	1/0.81
FY23 MISHAPS/MISHAP RATE:	4/1.13	
10-YEAR AVERAGE (FY14-FY23) MISHAPS/MISHAP RATE:	9.90/2.82	

*see last slide for definition of UCI/LCI



TOTAL PMV FATALITIES



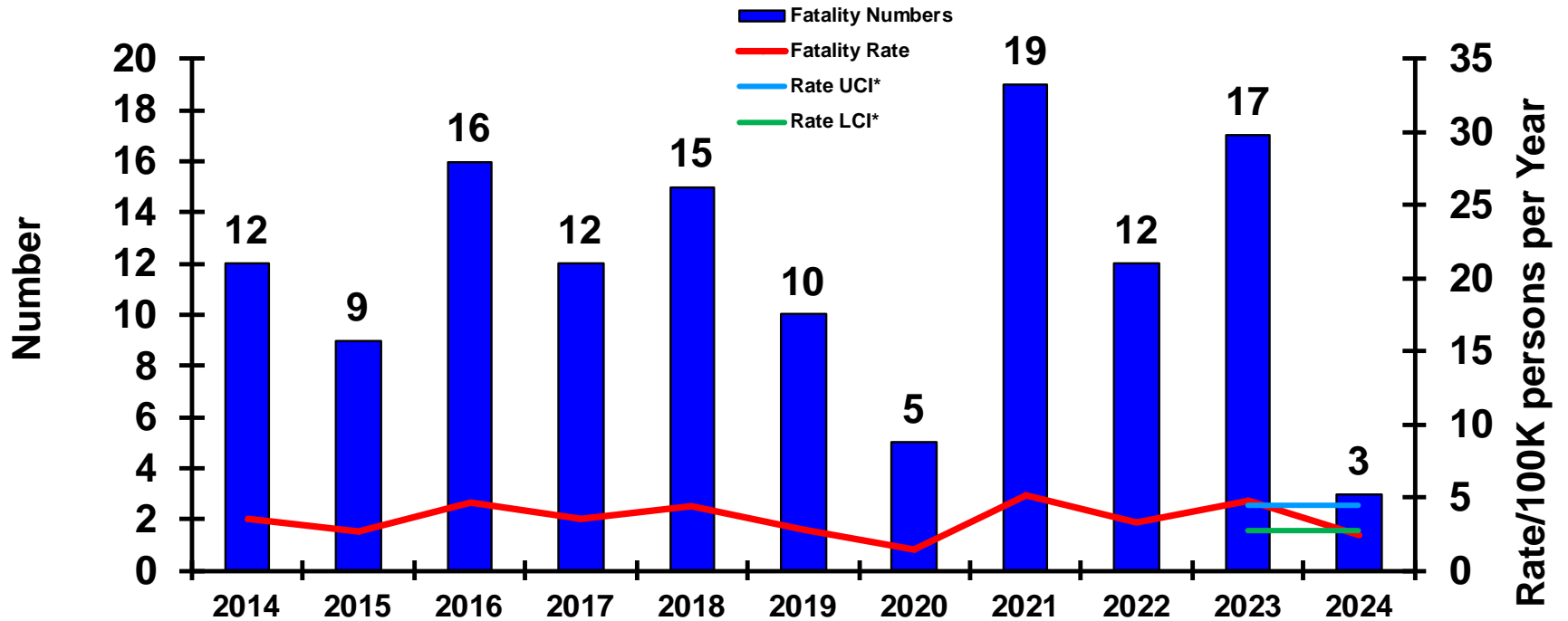
Pedestrian Fatalities this FY: 0

	6-Feb-24	6-Feb-23
CLASS A MISHAPS/MISHAP RATE FY COMPARISON:	8/6.56	14/11.30
FY23 MISHAPS/MISHAP RATE:	41/11.60	
10-YEAR AVERAGE (FY14-FY23) MISHAPS/MISHAP RATE:	30.70/8.73	

*see last slide for definition of UCI/LCI



PMV-4 FATALITIES



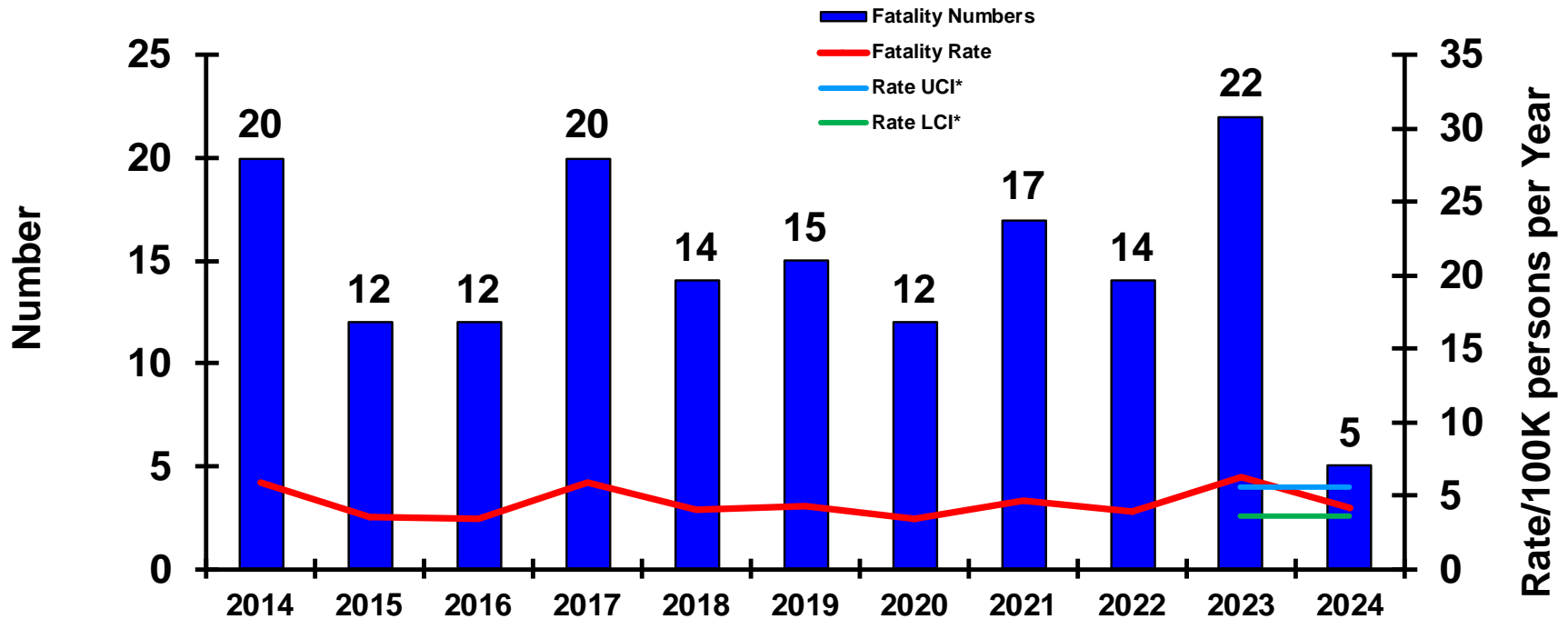
Pedestrian Fatalities this FY: 0

	6-Feb-24	6-Feb-23
CLASS A MISHAPS/MISHAP RATE FY COMPARISON:	3/2.46	8/6.45
FY23 MISHAPS/MISHAP RATE:	17/4.81	
10-YEAR AVERAGE (FY14-FY23) MISHAPS/MISHAP RATE:	12.70/3.61	

*see last slide for definition of UCI/LCI



PMV-2 FATALITIES



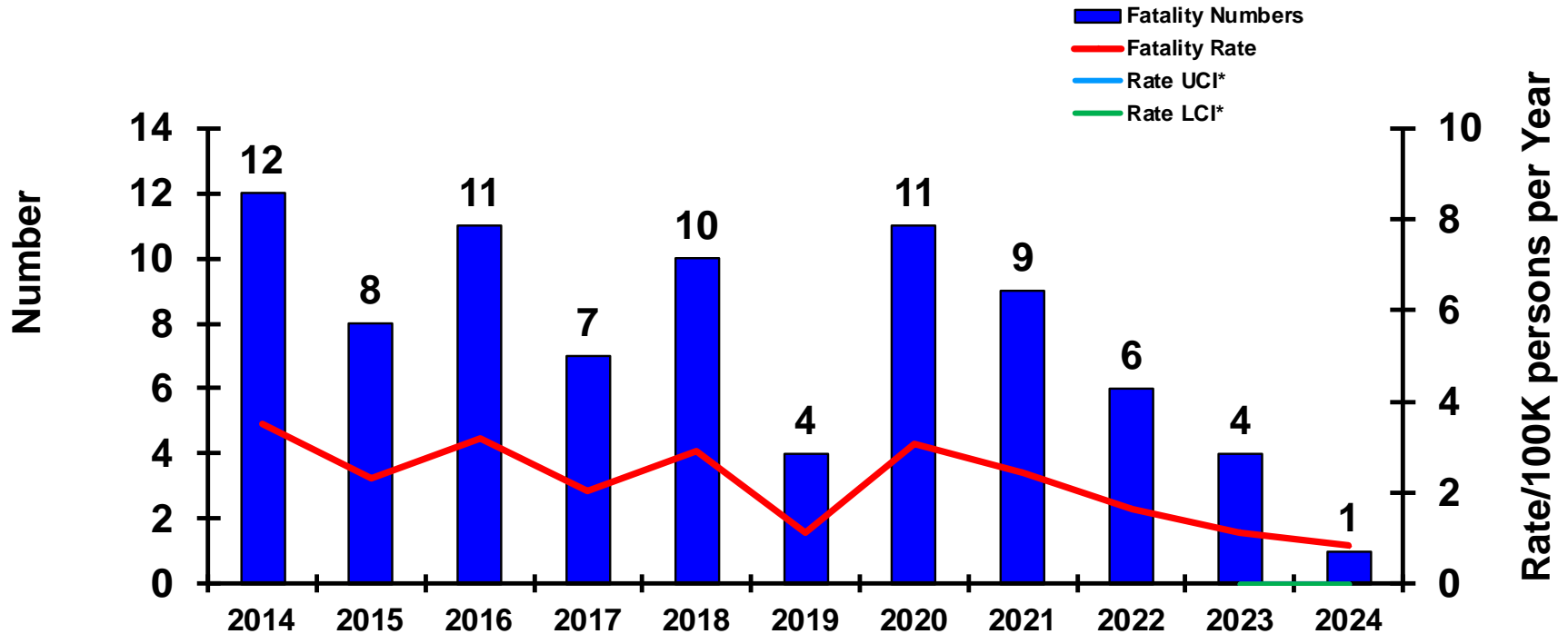
Pedestrian Fatalities this FY: 0

	6-Feb-24	6-Feb-23
CLASS A MISHAPS/MISHAP RATE FY COMPARISON:	5/4.10	5/4.03
FY23 MISHAPS/MISHAP RATE:	22/6.22	
10-YEAR AVERAGE (FY14-FY23) MISHAPS/MISHAP RATE:	15.80/4.49	

*see last slide for definition of UCI/LCI



OFF-DUTY/REC FATALITIES

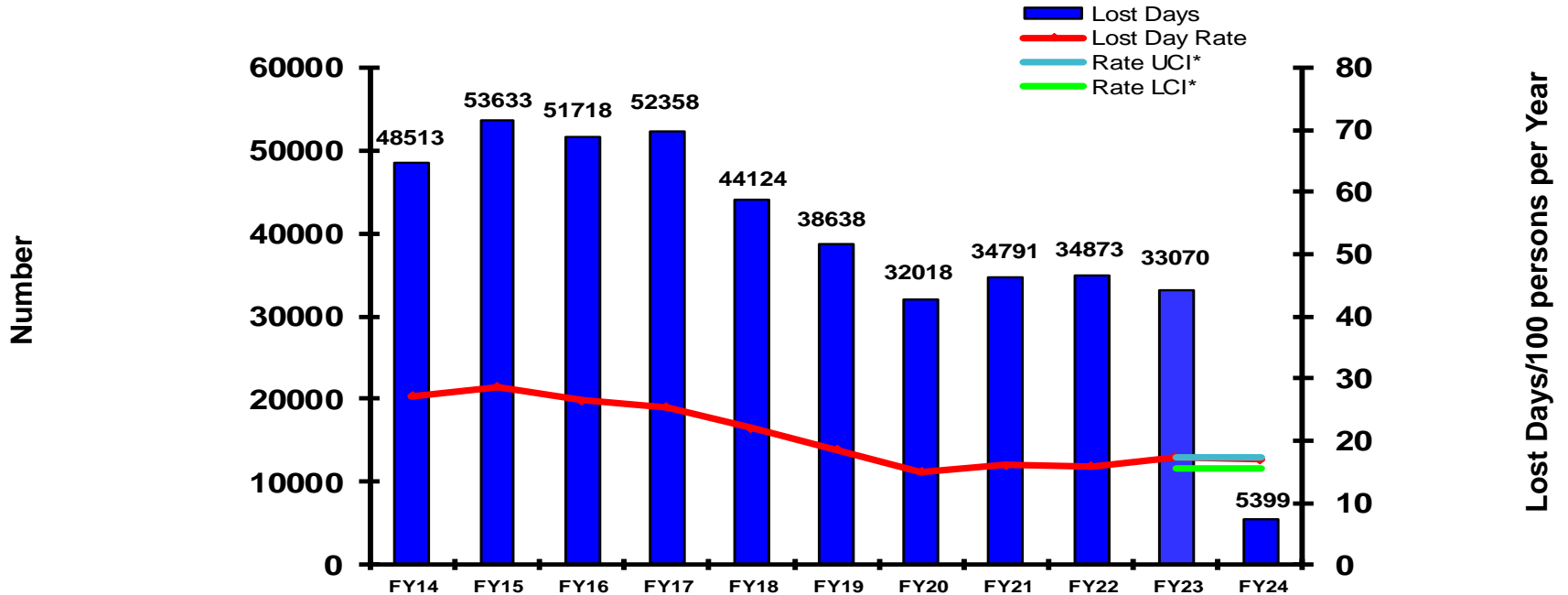


	6-Feb-24	6-Feb-23
CLASS A MISHAPS/MISHAP RATE FY COMPARISON:	1/0.82	2/1.61
FY23 MISHAPS/MISHAP RATE:	4/1.13	
10-YEAR AVERAGE (FY14-FY23) MISHAPS/MISHAP RATE:	8.20/2.33	

*see last slide for definition of UCI/LCI



CIVILIAN LOST WORK DAY

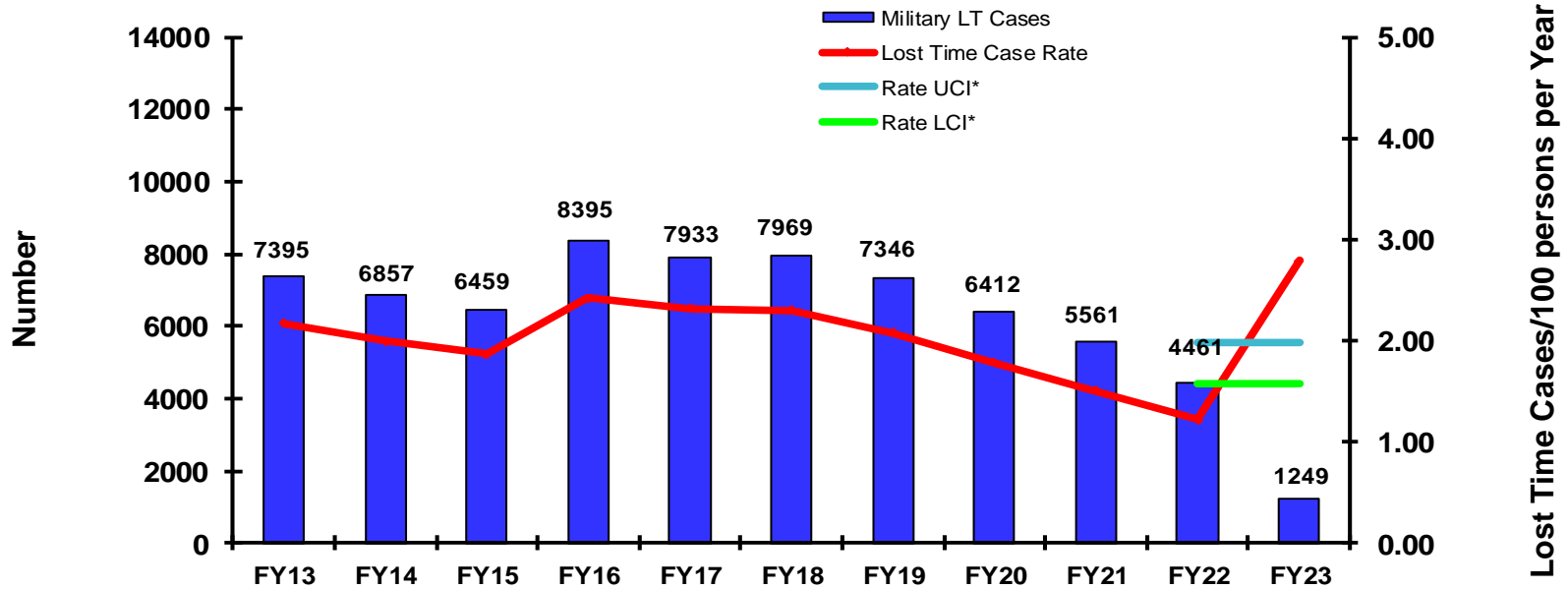


	<u>9 Jan 24</u>
LOST WORK DAY FY RATE COMPARISON:	16.86
FY23 LOST WORK DAY RATE:	17.79
5-YEAR AVERAGE (FY19-23) LOST WORK DAY RATE:	16.84

*see last slide for definition of UCI/LCI



MILITARY LOST TIME CASE RATE



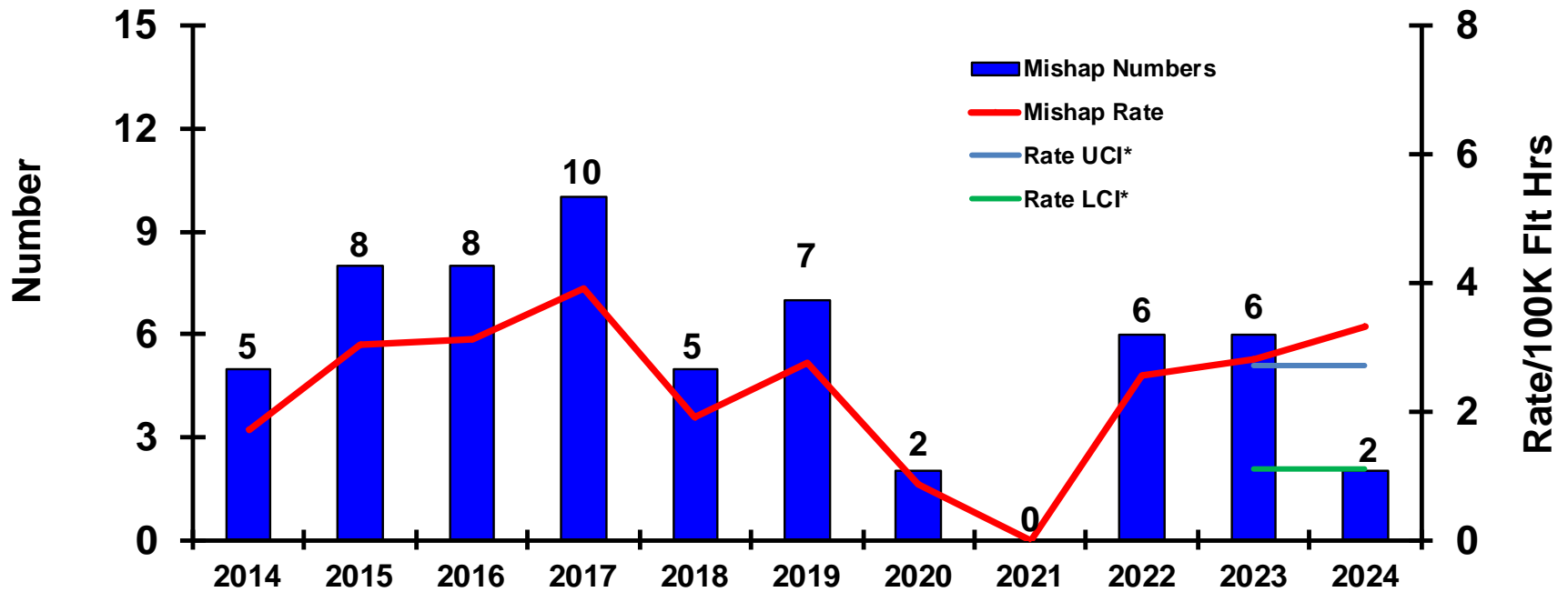
	<u>31 Jul 23</u>
LOST WORK TIME CASE RATE:	0.42
FY23 LOST TIME CASE RATE:	1.23
5-YEAR AVERAGE (FY18-22) LOST TIME CASE RATE:	1.99

*see last slide for definition of UCI/LCI



CLASS A FLIGHT MISHAPS

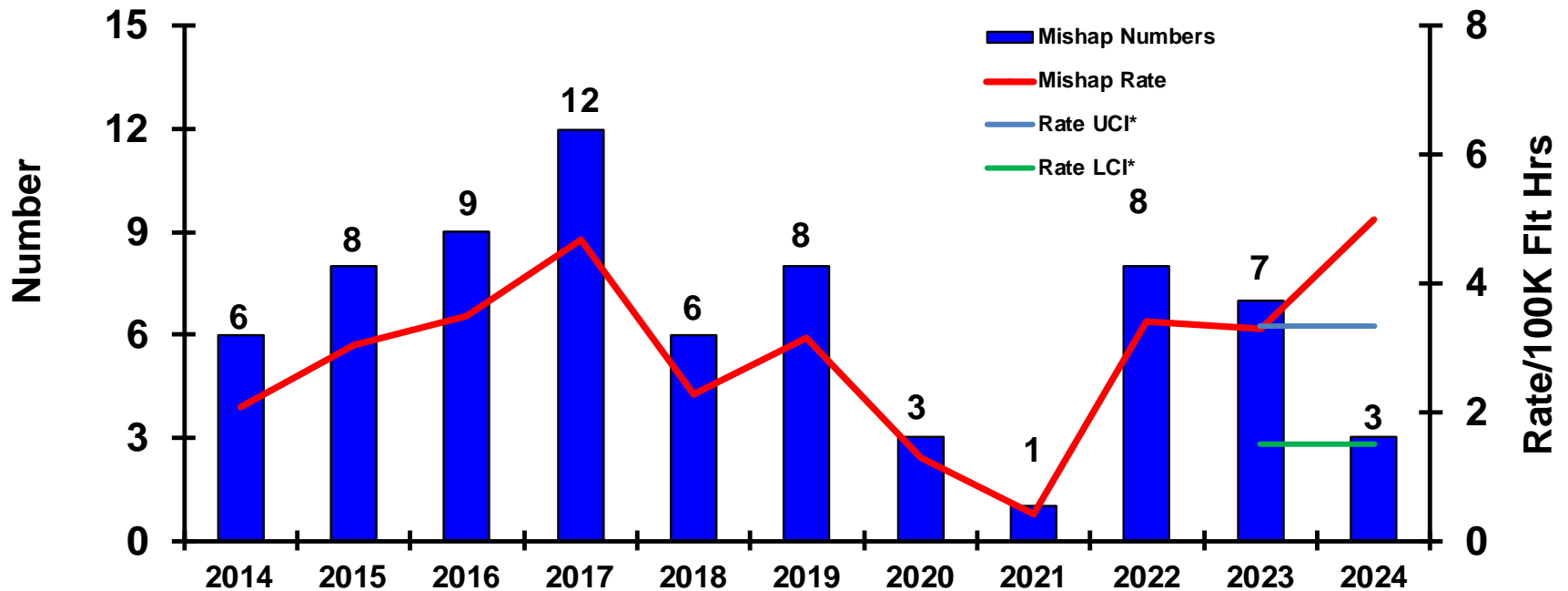
Manned Aircraft Only



	6-Feb-24	6-Feb-23
CLASS A MISHAPS/MISHAP RATE FY COMPARISON:	2/3.33	1/1.34
FY23 MISHAPS/MISHAP RATE:	6/2.82	
10-YEAR AVERAGE (FY14-FY23) MISHAPS/MISHAP RATE:	5.70/2.27	



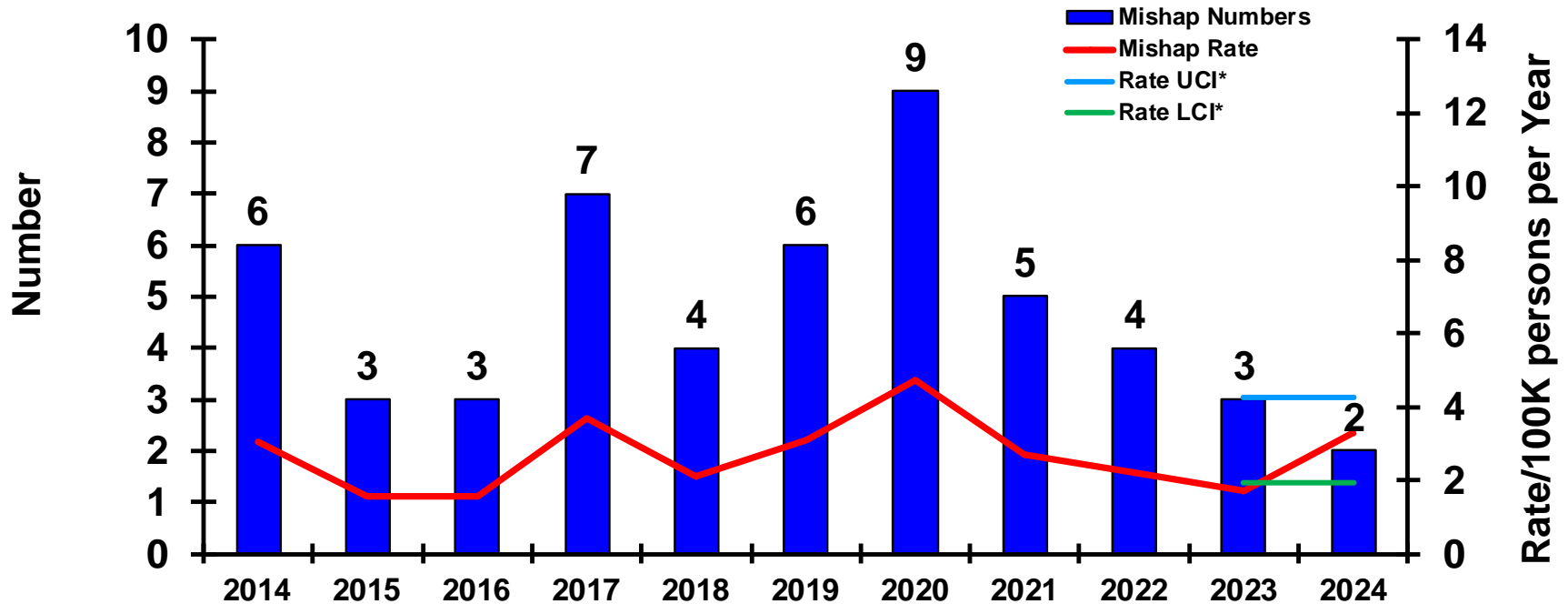
CLASS A AVIATION MISHAPS



	<u>6-Feb-24</u>	<u>6-Feb-23</u>
CLASS A MISHAPS/MISHAP RATE FY COMPARISON:	3/5.00	2/2.68
FY23 MISHAPS/MISHAP RATE:	7/3.29	
10-YEAR AVERAGE (FY14-FY23) MISHAPS/MISHAP RATE:	6.80/2.71	



CLASS A GROUND ON-DUTY MISHAPS

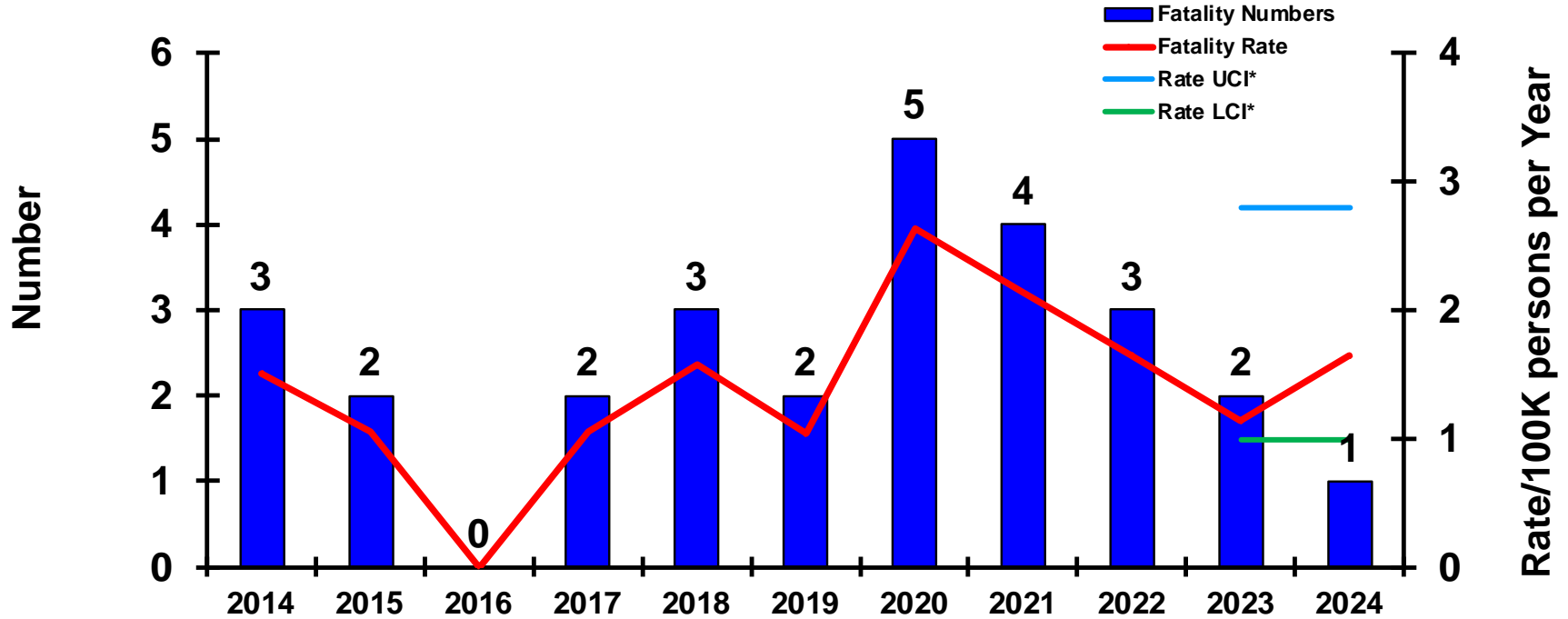


	<u>6-Feb-24</u>	<u>6-Feb-23</u>
CLASS A MISHAPS/MISHAP RATE FY COMPARISON:	2/3.28	0/0.00
FY23 MISHAPS/MISHAP RATE:	3/1.70	
10-YEAR AVERAGE (FY14-FY23) MISHAPS/MISHAP RATE:	5.00/2.64	

*see last slide for definition of UCI/LCI



PHYSICAL TRAINING FATALITIES

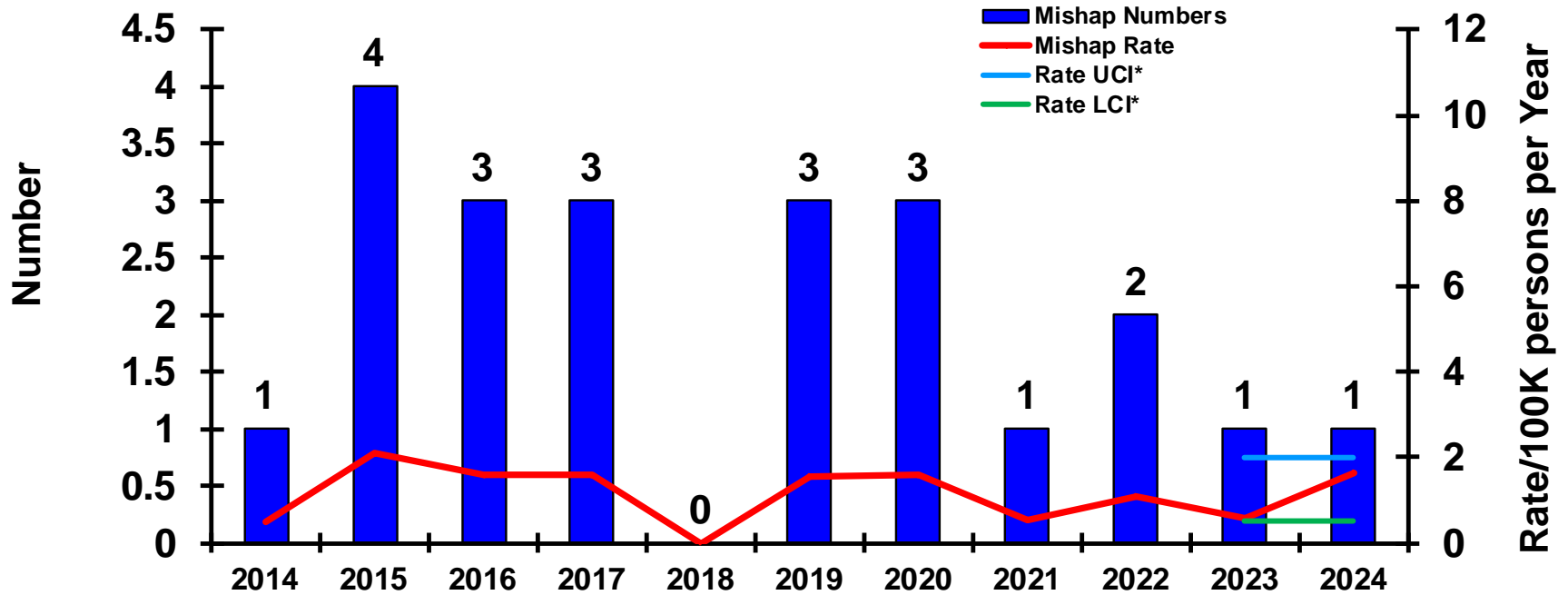


	<u>6-Feb-24</u>	<u>6-Feb-23</u>
CLASS A MISHAPS/MISHAP RATE FY COMPARISON:	1/1.64	0/0.00
FY23 MISHAPS/MISHAP RATE:	2/1.14	
10-YEAR AVERAGE (FY14-FY23) MISHAPS/MISHAP RATE:	2.60/1.38	

*see last slide for definition of UCI/LCI



CLASS A ON-DUTY MV MISHAPS

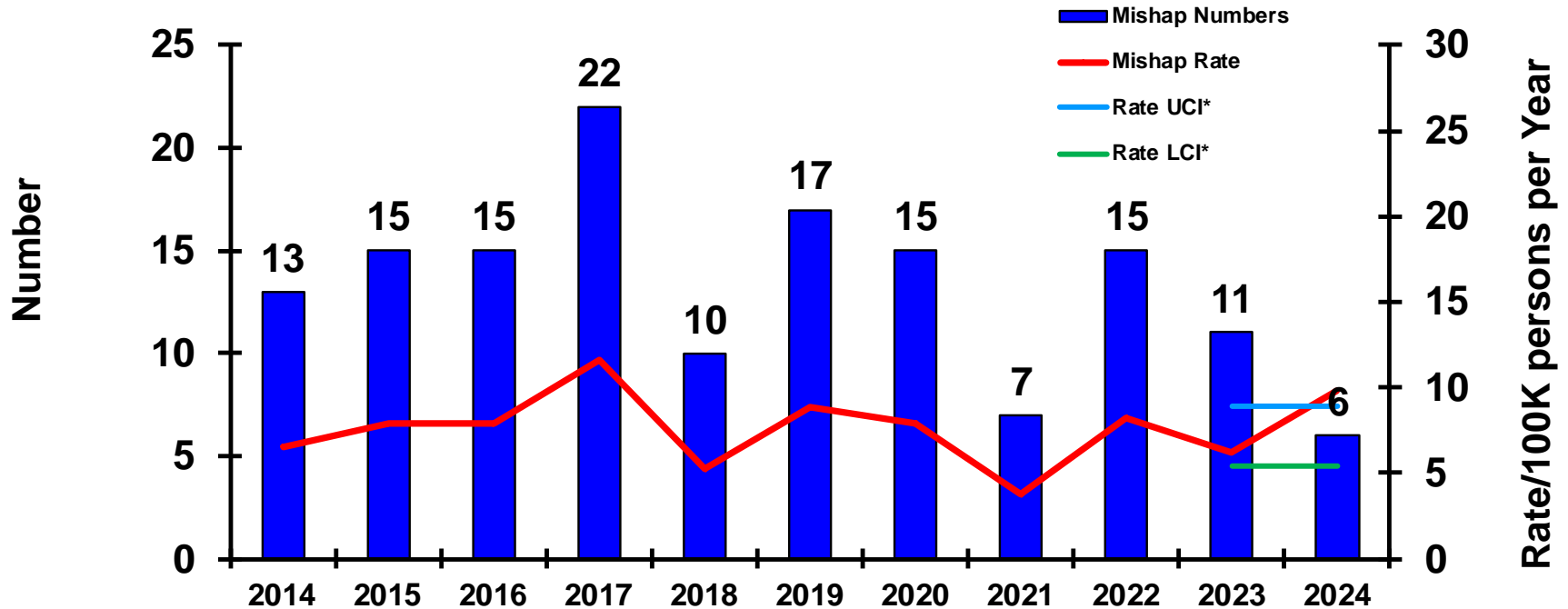


	<u>6-Feb-24</u>	<u>6-Feb-23</u>
CLASS A MISHAPS/MISHAP RATE FY COMPARISON:	1/1.64	1/1.62
FY23 MISHAPS/MISHAP RATE:	1/0.57	
10-YEAR AVERAGE (FY14-FY23) MISHAPS/MISHAP RATE:	2.10/1.11	

*see last slide for definition of UCI/LCI



TOTAL CLASS A ON-DUTY MISHAPS

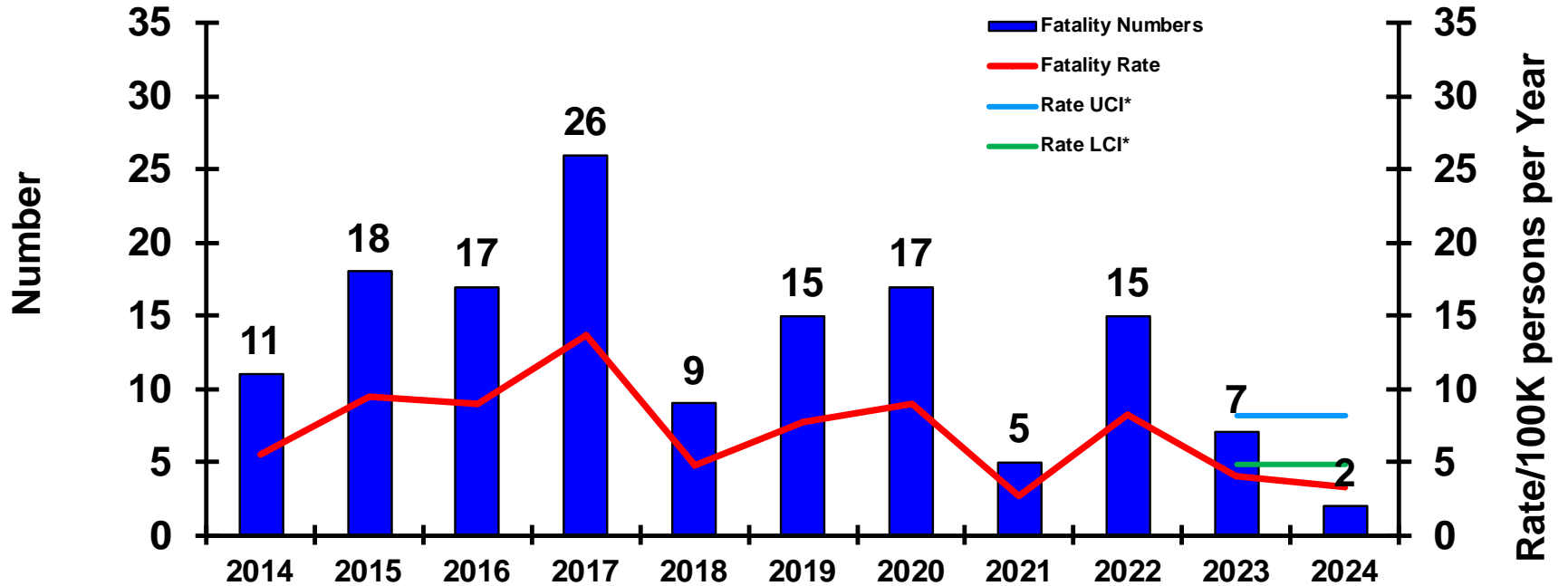


	<u>6-Feb-24</u>	<u>6-Feb-23</u>
CLASS A MISHAPS/MISHAP RATE FY COMPARISON:	6/9.84	3/4.86
FY23 MISHAPS/MISHAP RATE:	11/6.25	
10-YEAR AVERAGE (FY14-FY23) MISHAPS/MISHAP RATE:	14.00/7.41	

*see last slide for definition of UCI/LCI



ON-DUTY FATALITIES



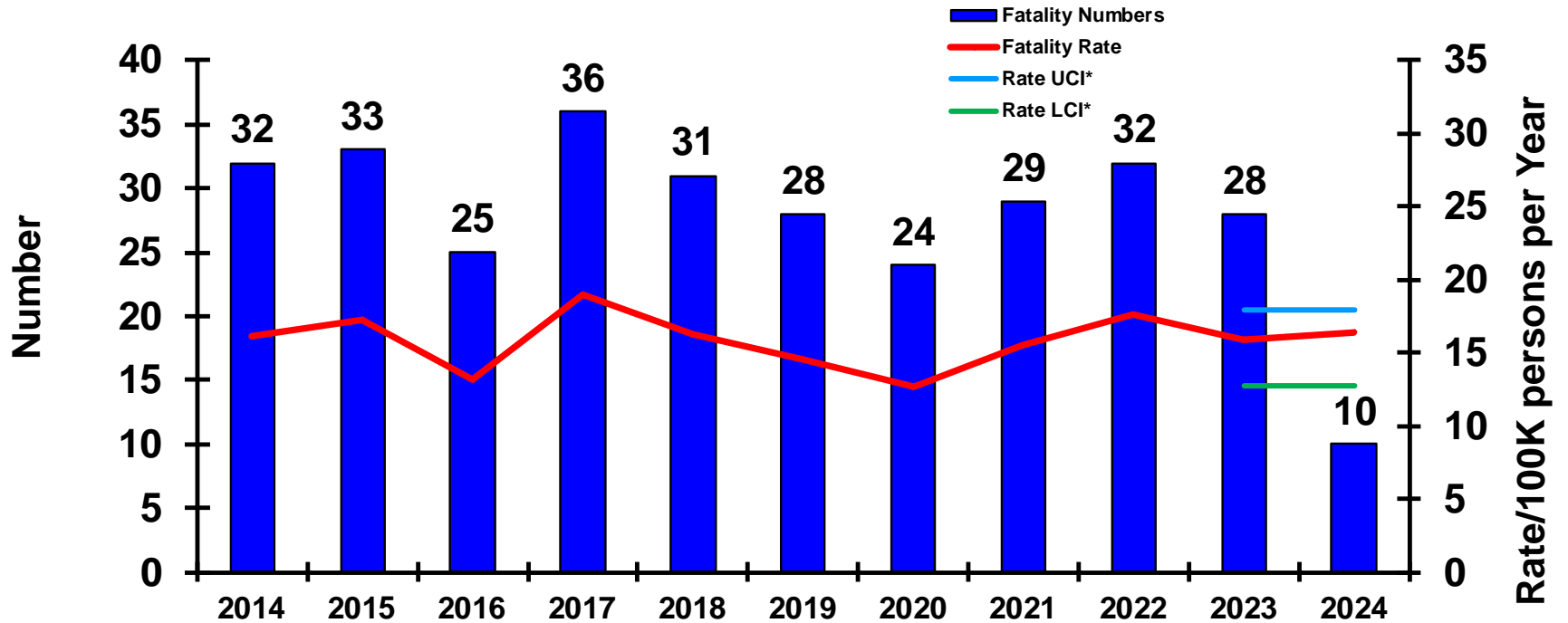
Slide does not show Government Civilian Fatalities: FY24 - 0

	6-Feb-24	6-Feb-23
CLASS A MISHAPS/MISHAP RATE FY COMPARISON:	2/3.28	0/0.00
FY23 MISHAPS/MISHAP RATE:	7/3.98	
10-YEAR AVERAGE (FY14-FY23) MISHAPS/MISHAP RATE:	14.00/7.39	

*see last slide for definition of UCI/LCI



TOTAL PMV FATALITIES



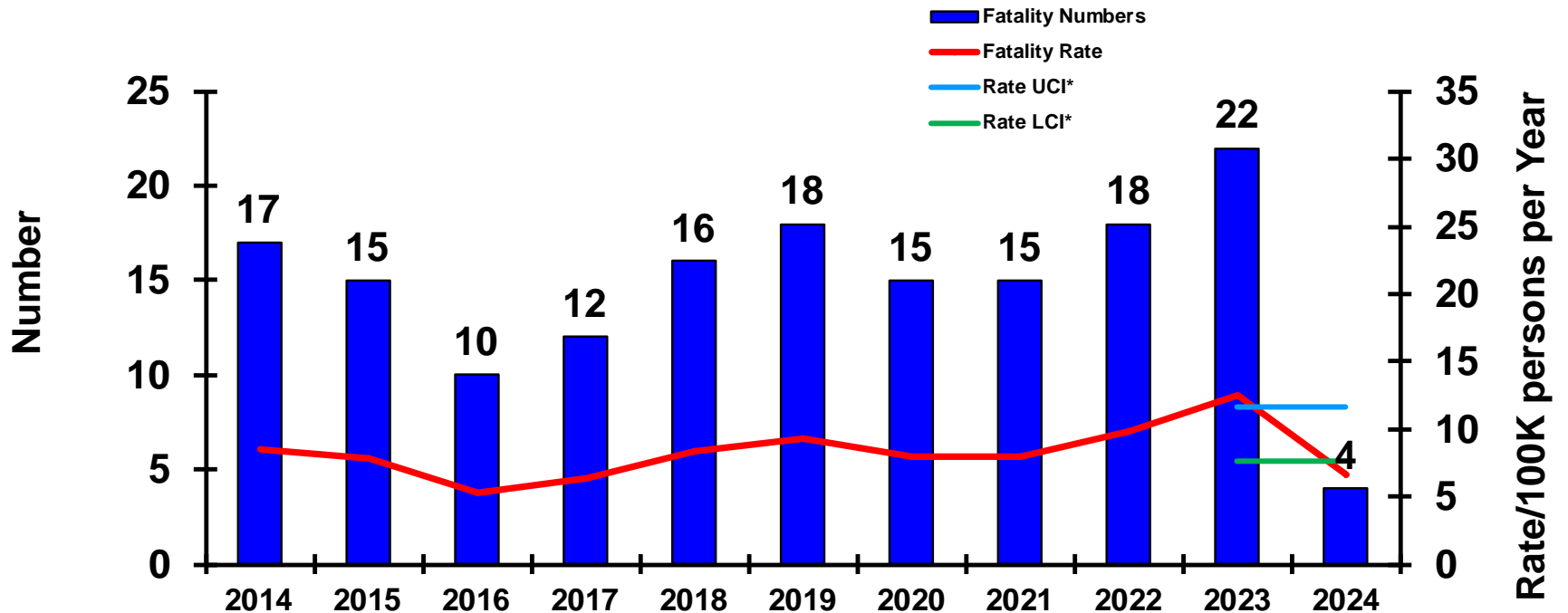
Pedestrian Fatalities this FY: 0

	6-Feb-24	6-Feb-23
CLASS A MISHAPS/MISHAP RATE FY COMPARISON:	10/16.40	8/12.96
FY23 MISHAPS/MISHAP RATE:	28/15.91	
10-YEAR AVERAGE (FY14-FY23) MISHAPS/MISHAP RATE:	29.80/15.79	

*see last slide for definition of UCI/LCI



PMV-4 FATALITIES



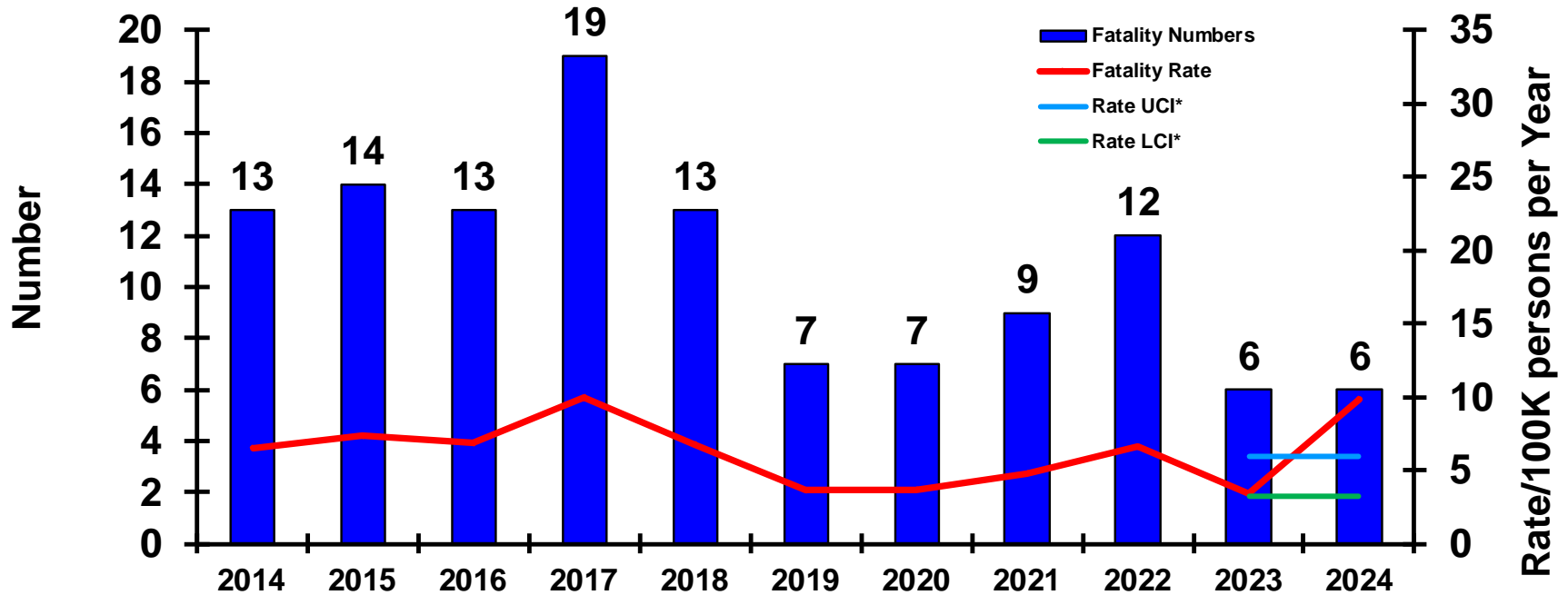
Pedestrian Fatalities this FY: 0

	6-Feb-24	6-Feb-23
CLASS A MISHAPS/MISHAP RATE FY COMPARISON:	4/6.56	7/11.34
FY23 MISHAPS/MISHAP RATE:	22/12.50	
10-YEAR AVERAGE (FY14-FY23) MISHAPS/MISHAP RATE:	15.80/8.40	

*see last slide for definition of UCI/LCI



PMV-2 FATALITIES



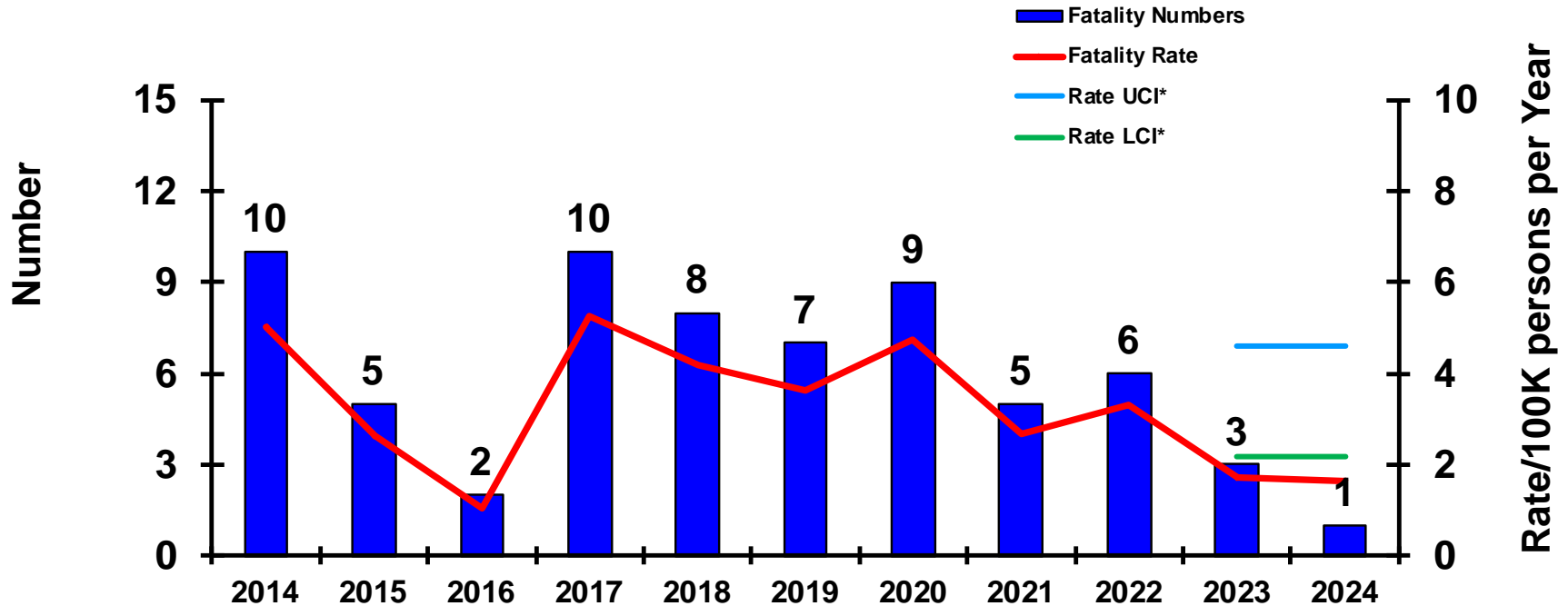
Pedestrian Fatalities this FY: 0

	6-Feb-24	6-Feb-23
CLASS A MISHAPS/MISHAP RATE FY COMPARISON:	6/9.84	1/1.62
FY23 MISHAPS/MISHAP RATE:	6/3.41	
10-YEAR AVERAGE (FY14-FY23) MISHAPS/MISHAP RATE:	11.30/5.96	

*see last slide for definition of UCI/LCI



OFF-DUTY/REC FATALITIES

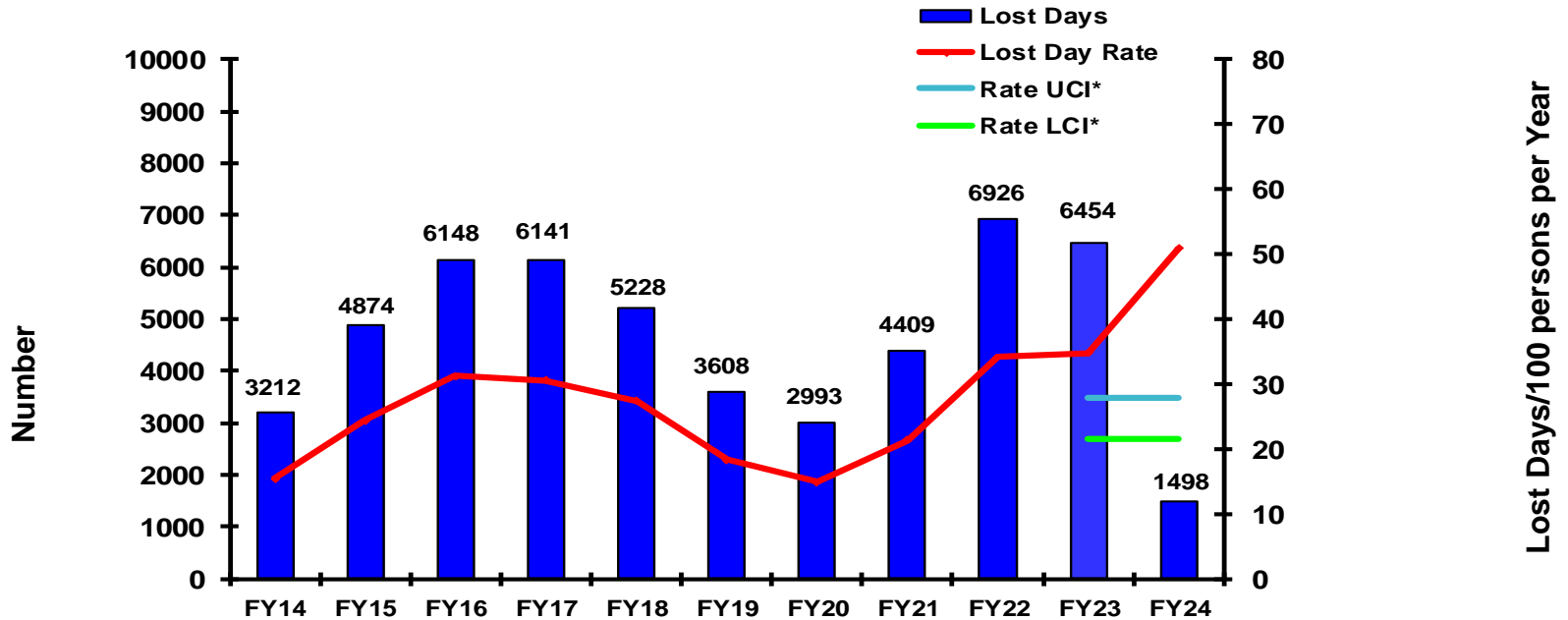


	<u>6-Feb-24</u>	<u>6-Feb-23</u>
CLASS A MISHAPS/MISHAP RATE FY COMPARISON:	1/1.64	0/0.00
FY23 MISHAPS/MISHAP RATE:	3/1.70	
10-YEAR AVERAGE (FY14-FY23) MISHAPS/MISHAP RATE:	6.50/3.42	

*see last slide for definition of UCI/LCI



CIVILIAN LOST WORK DAY

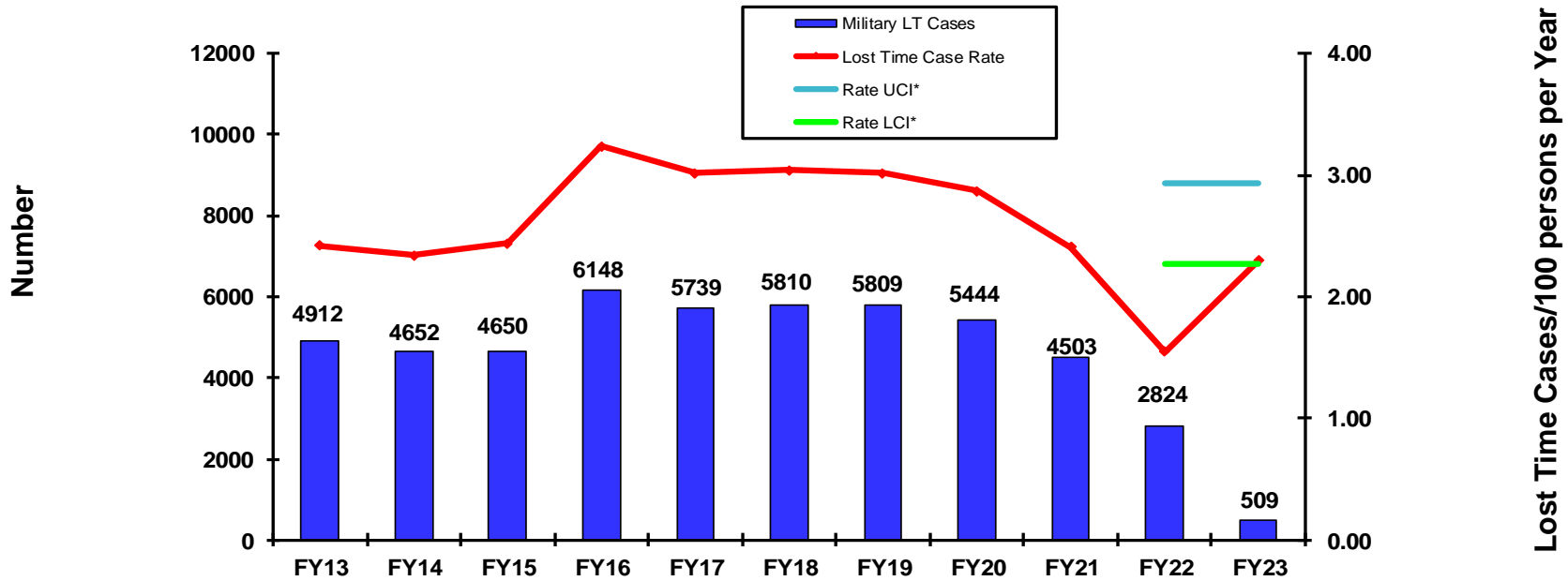


	<u>9 Jan 24</u>
LOST WORK DAY FY RATE COMPARISON:	50.87
FY23 LOST WORK DAY RATE:	37.70
5-YEAR AVERAGE (FY19-23) LOST WORK DAY RATE:	25.41

*see last slide for definition of UCI/LCI



MILITARY LOST TIME CASE RATE



	<u>31 Jul 23</u>
LOST WORK TIME CASE RATE:	0.35
FY23 LOST TIME CASE RATE:	1.55
5-YEAR AVERAGE (FY18-22) LOST TIME CASE RATE:	3.04

*see last slide for definition of UCI/LCI.

Navy Short Narratives

USN AVIATION CLASS A MISHAPS (includes UAS/UAV, FRMs and AGMs not included in the Flight Slide)

- 28 Jan 2024 (Location Withheld – OPSEC) MQ-8C experienced air-to-ground mishap, no injury to personnel. (AGM)
- 11 Jan 2024 (San Diego, CA) MH-60R experienced a flight mishap during training. No fatalities, one minor injury to aircrew.
- 20 Nov 2023 (Marine Corps Base Kaneohe, HI) P-8A departed runway, no injuries to aircrew.
- 19 Nov 2023 (Laoag, Philippines) P-8A experienced equipment failure on landing, aircraft damaged, no aircrew injuries reported.
- 17 Nov 2023 (Location Withheld – OPSEC) F/A-18E had inflight malfunction, landed safely, no injuries to aircrew.
- 7 Nov 2023 (Location Withheld – OPSEC) E-2D damaged during landing at USS Ship.

USN AFLOAT CLASS A MISHAPS

- 21 Jan 2024 (Location Withheld) USNS experienced flooding casualty, no injury to crew.
- 1 Dec 2023 (Location Withheld – OPSEC) Equipment damaged during training.
- 15 Nov 2023 (Location Withheld – OPSEC) Damaged material during USNS ship replenishment, no injury to crew.

USN SHORE CLASS A MISHAPS

- 7 Dec 2023 (NS Norfolk, VA) Government civilian fell during maintenance evolution, died at scene.

USN PHYSICAL TRAINING CLASS A MISHAPS

- NSTR

USN ON-DUTY MOTOR VEHICLE CLASS A MISHAPS

- 26 Jan 2024 (IVO NAB Coronado Silver Strand Training Complex (SSTC), CA) SVM involved in a government vehicle accident, died at scene.

Navy Short Narratives

USN PRIVATE MOTOR VEHICLE FATALITIES

- 3 Feb 2024 (Pensacola, FL) SVM involved in a motorcycle accident, died at hospital.
- 30 Jan 2024 (Hampton, VA) SVM involved in a motorcycle accident, died at scene.
- 5 Jan 2023 (San Diego, CA) SVM involved in a motorcycle accident, died at scene.
- 16 Dec 2023 (Gibson, GA) SVM involved in a motor vehicle accident, died at scene.
- 3 Dec 2023 (Hanford, CA) SVM involved in a motor vehicle accident, died at scene.
- 22 Nov 2023 (IVO San Antonio, TX) SVM involved in a motor vehicle accident, died at scene.
- 20 Oct 2023 (Goose Creek, SC) SVM involved in a motorcycle accident, died at scene.
- 14 Oct 2023 (Mount Pleasant, SC) SVM involved in a motorcycle accident, died at hospital.

USN OFF-DUTY/RECREATIONAL FATALITIES

- 11 Oct 2023 (Norfolk, VA) SVM collapsed during physical activity, died at scene.

Marine Corps Short Narratives

USMC AVIATION CLASS A MISHAPS (includes UAS/UAV, FRMs and AGMs not included in the Flight Slide)

- 2 Dec 2023 (MCAS Futenma, Okinawa) Aviation Ground Mishap (AGM) involving multiple aircraft.
- 7 Nov 2023 (MCAS Yuma, AZ) KC-130J departed runway, no injuries to crew.
- 24 Oct 2023 (IVO Nellis AFB, NV) MV-22B hard landing during a training mission, one crewmember injured.

USMC GROUND CLASS A MISHAPS

- 5 Jan 2024 (MCAS New River, NC) UH-1Y damaged during ground transport.

USMC PHYSICAL TRAINING CLASS A MISHAPS

- 4 Oct 2023 (Camp Hansen, Okinawa, Japan) SVM collapsed during PFT, died at hospital on 12 Oct 2023.

USMC ON-DUTY MOTOR VEHICLE CLASS A MISHAPS

- 12 Dec 2023 (MCB Camp Pendleton, CA) ACV had mishap on land, 1 x fatality, 11 x SVM sustained injuries and were treated at hospital.

Marine Corps Short Narratives

USMC PRIVATE MOTOR VEHICLE FATALITIES

- 28 Jan 2024 (Yuma, AZ) SVM involved in a motorcycle accident, died at scene.
- 1 Jan 2024 (Dayton, OH) SVM involved in a motor vehicle accident, died at scene.
- 30 Dec 2023 (IVO Beaufort, SC) SVM involved in a motor vehicle accident, died at scene.
- 28 Dec 2023 (Pooler, GA) SVM involved in a motorcycle accident, died at scene.
- 22 Dec 2023 (Reseda, CA) SVM involved in a motor vehicle accident, died at scene
- 26 Nov 2023 (Winchester, CA) SVM involved in a motorcycle accident, died at hospital.
- 14 Nov 2023 (Escondido, CA) SVM involved in a motorcycle accident, died at scene.
- 14 Nov 2023 (Jacksonville, NC) SVM involved in a motorcycle accident, died at hospital.
- 4 Nov 2023 (Hubert, NC) SVM involved in a motorcycle accident, died at scene.
- 10 Oct 2023 (Attleboro, MA) SVM involved in a motor vehicle accident, died at scene.

USMC OFF-DUTY/RECREATIONAL FATALITIES

- 21 Oct 2023 (Kaneohe, HI) SVM drowned while spearfishing.



Mishap Confidence Interval



- UCI = Upper Confidence Interval LCI = Lower Confidence Interval
- Rate values above the UCI or below the LCI infer a statistically significant change is probable. This is only an indicator. Significance cannot be determined until end-of-year.
- Values between the UCI and LCI infer that nothing significant has occurred to increase or decrease mishap rate.

(Confidence Interval is based on: Poisson Rate related to a Chi Squared Distribution and calculated using FY16-20 data except for the Lost Work Days and Lost Time Case slides which were based on a normal distribution).