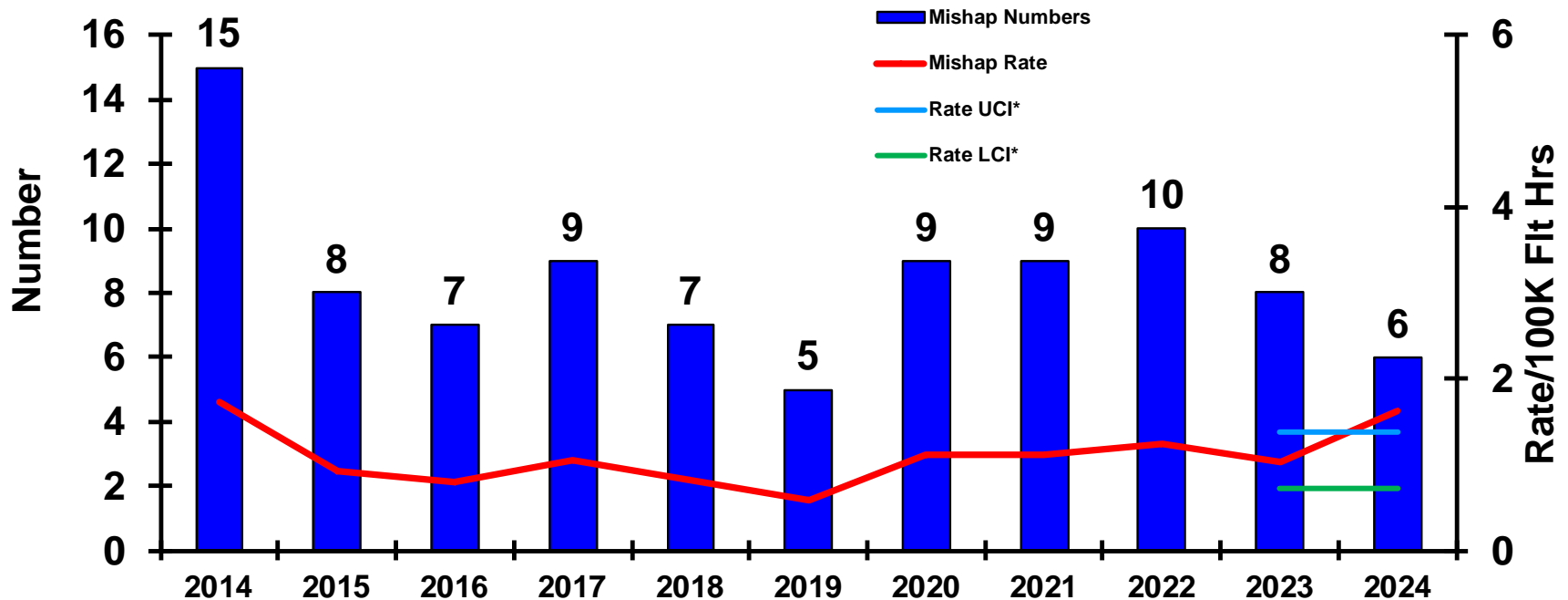




CLASS A FLIGHT MISHAPS

Manned Aircraft Only



CLASS A MISHAPS/MISHAP RATE FY COMPARISON:

FY23 MISHAPS/MISHAP RATE:

10-YEAR AVERAGE (FY14-FY23) MISHAPS/MISHAP RATE:

26-Mar-24

6/1.63

8/1.03

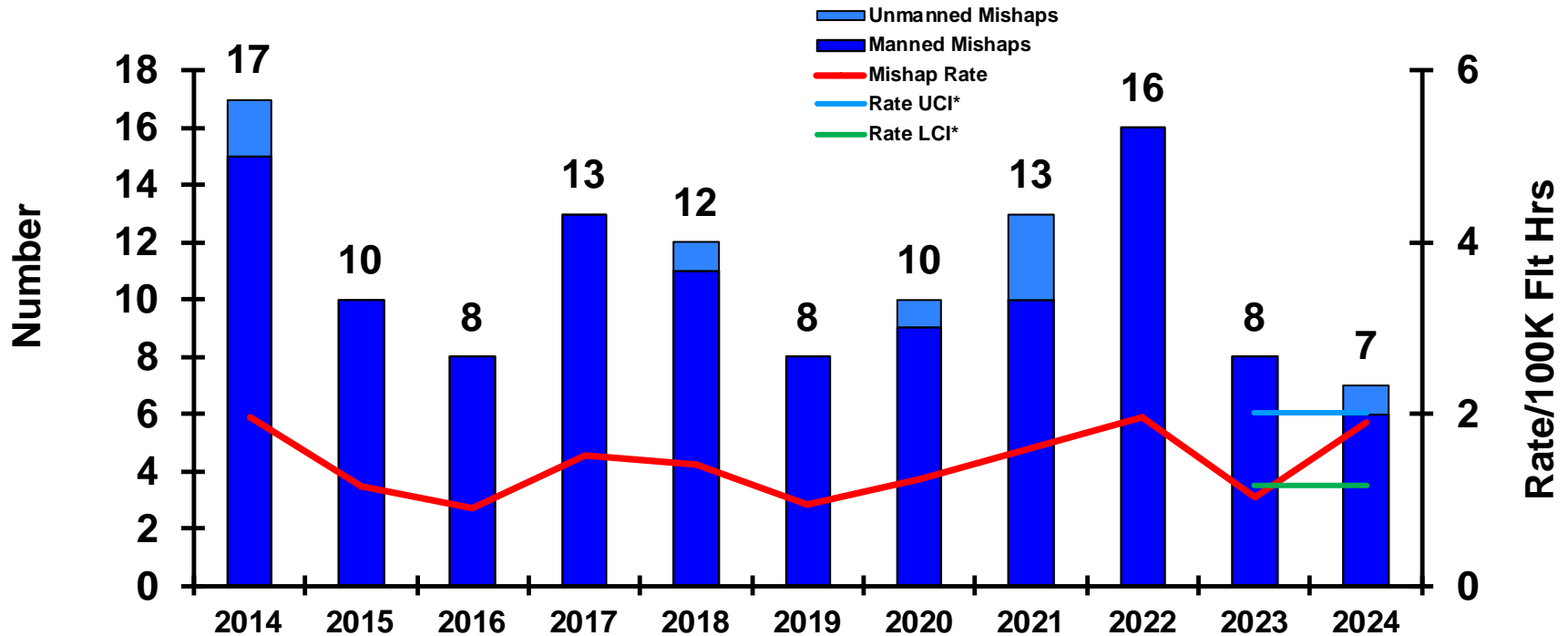
8.70/1.04

26-Mar-23

3/0.80



CLASS A AVIATION MISHAPS



CLASS A MISHAPS/MISHAP RATE FY COMPARISON:
FY08 MISHAPS/MISHAP RATE:
10-YEAR AVERAGE (FY17-FY08) MISHAPS/MISHAP RATE:

26-Mar-24

7/1.90

8/1.03

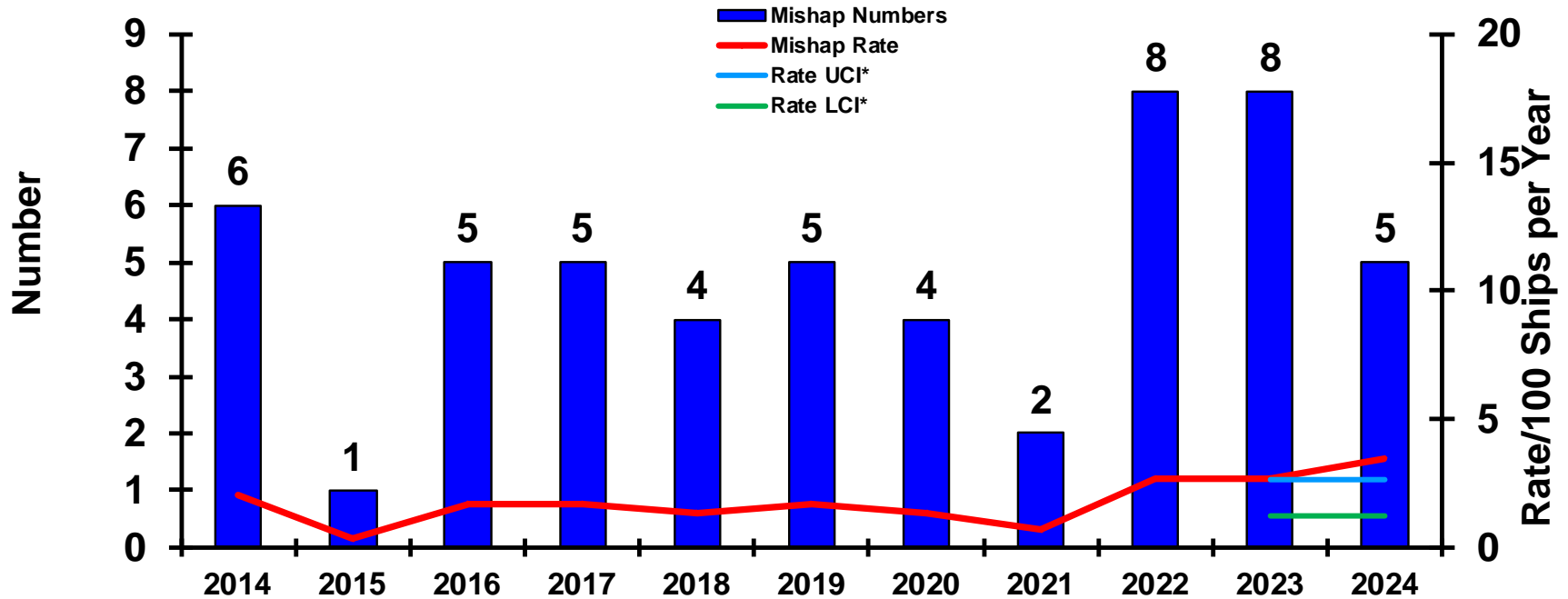
11.50/1.42

26-Mar-23

3/0.80



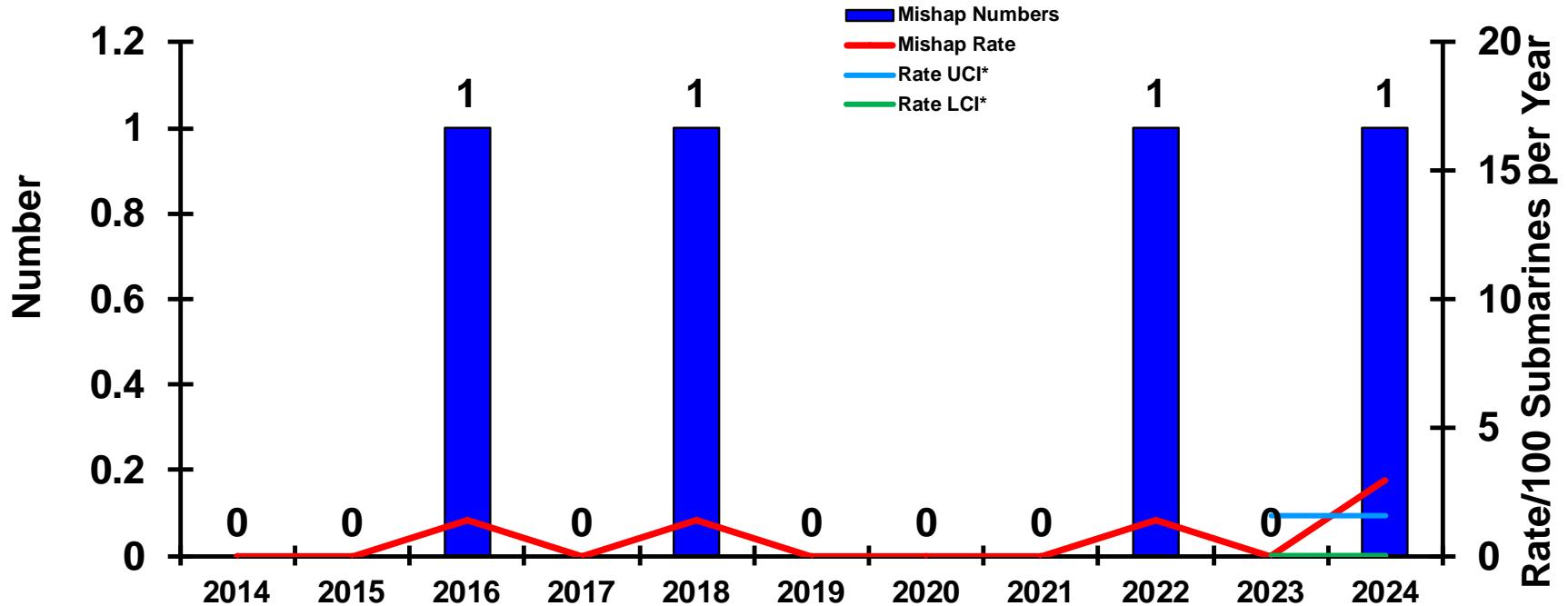
CLASS A AFLOAT MISHAPS



	26-Mar-24	26-Mar-23
CLASS A MISHAPS/MISHAP RATE FY COMPARISON:	5/3.48	5/3.48
FY23 MISHAPS/MISHAP RATE:	8/2.70	
10-YEAR AVERAGE (FY14-FY23) MISHAPS/MISHAP RATE:	4.80/1.62	



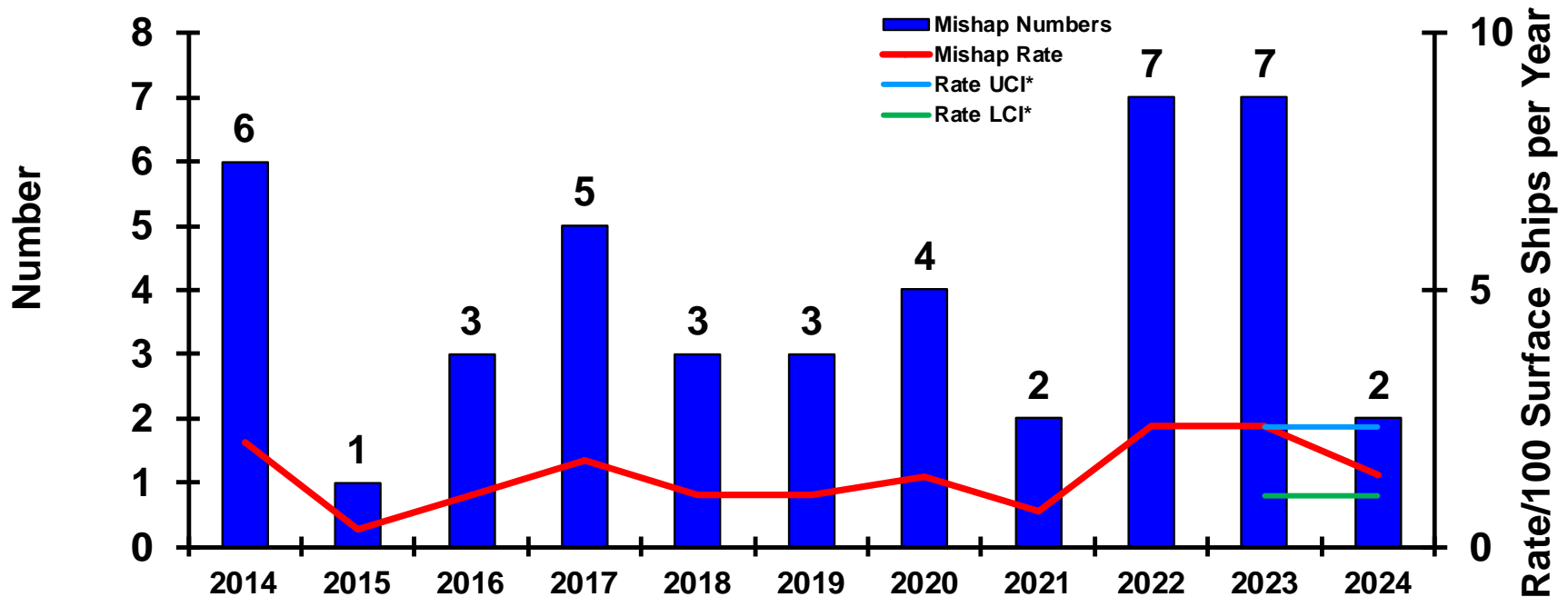
CLASS A SUBMARINE MISHAPS



	26-Mar-24	26-Mar-23
CLASS A MISHAPS/MISHAP RATE FY COMPARISON:	1/2.90	0/0.00
FY23 MISHAPS/MISHAP RATE:	0/0.00	
10-YEAR AVERAGE (FY14-FY23) MISHAPS/MISHAP RATE:	0.30/0.42	



CLASS A SURFACE SHIP MISHAPS



CLASS A MISHAPS/MISHAP RATE FY COMPARISON:

FY23 MISHAPS/MISHAP RATE:

10-YEAR AVERAGE (FY14-FY23) MISHAPS/MISHAP RATE:

26-Mar-24

2/1.39

26-Mar-23

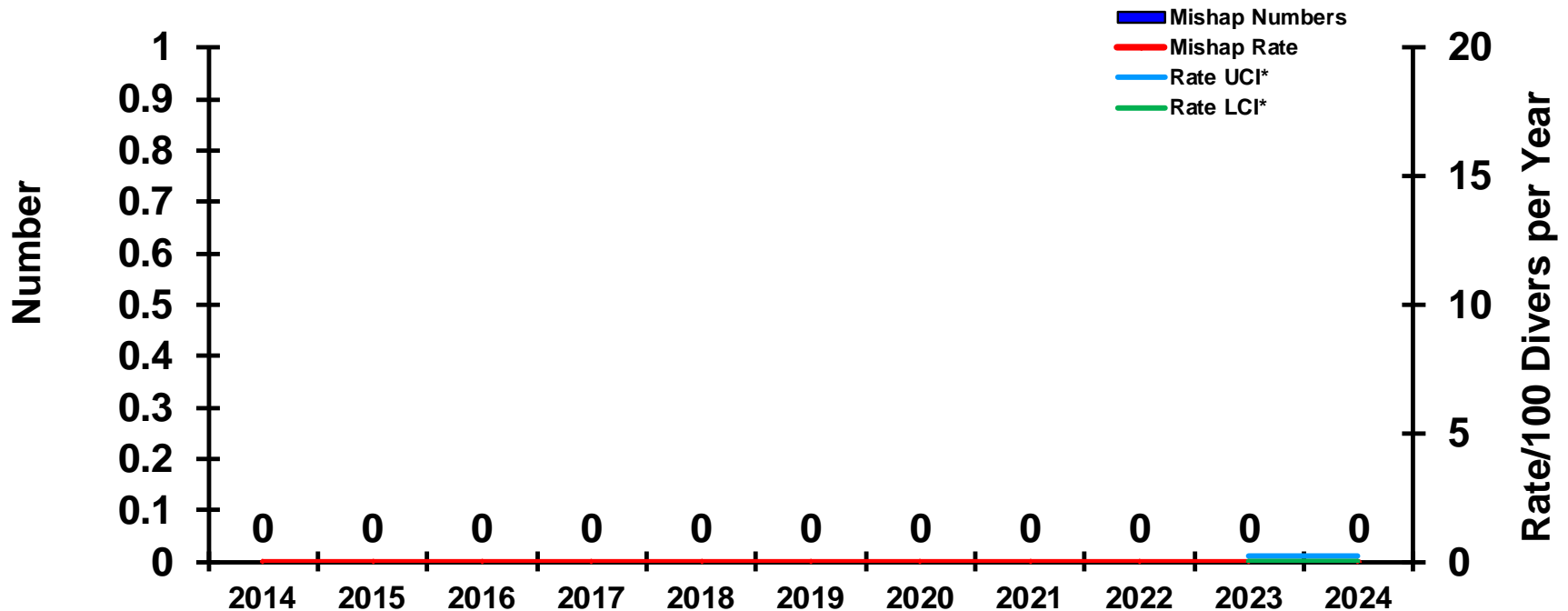
4/2.79

7/2.36

4.10/1.39



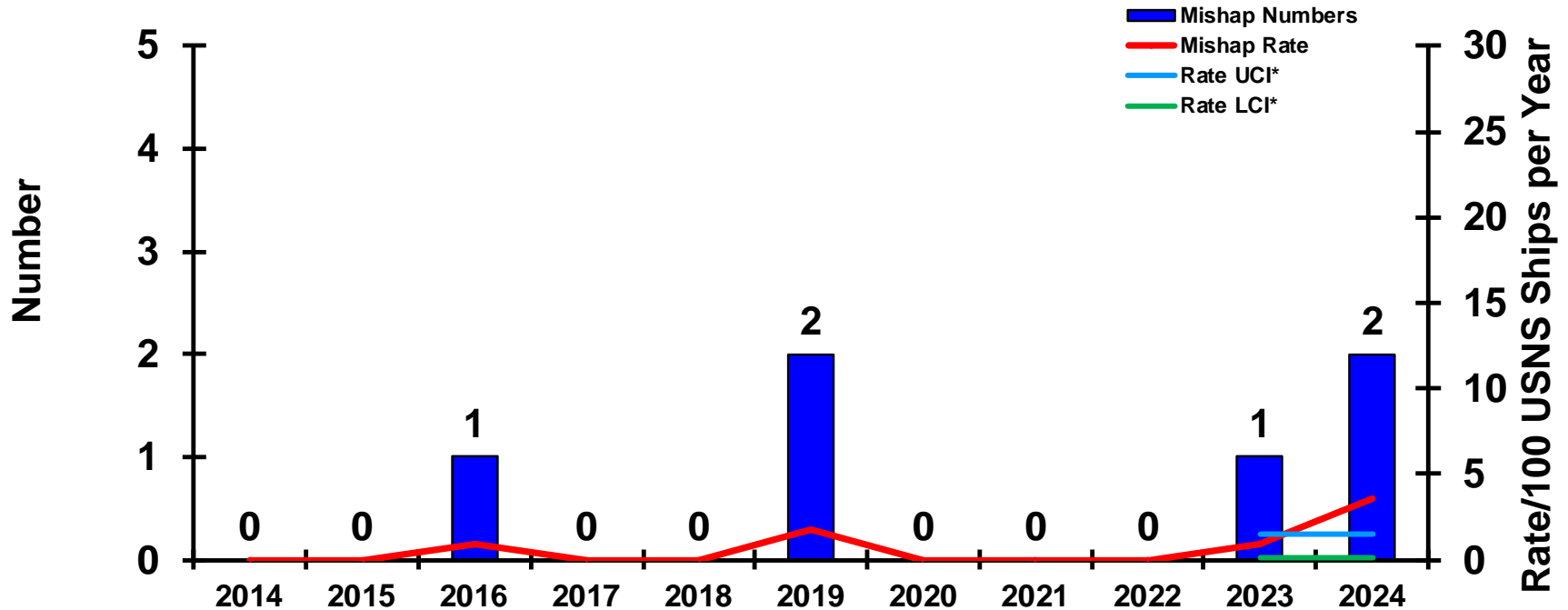
CLASS A DIVING MISHAPS



	26-Mar-24	26-Mar-23
CLASS A MISHAPS/MISHAP RATE FY COMPARISON:	0/0.00	0/0.00
FY23 MISHAPS/MISHAP RATE:	0/0.00	
10-YEAR AVERAGE (FY14-FY23) MISHAPS/MISHAP RATE:	0.00/0.00	



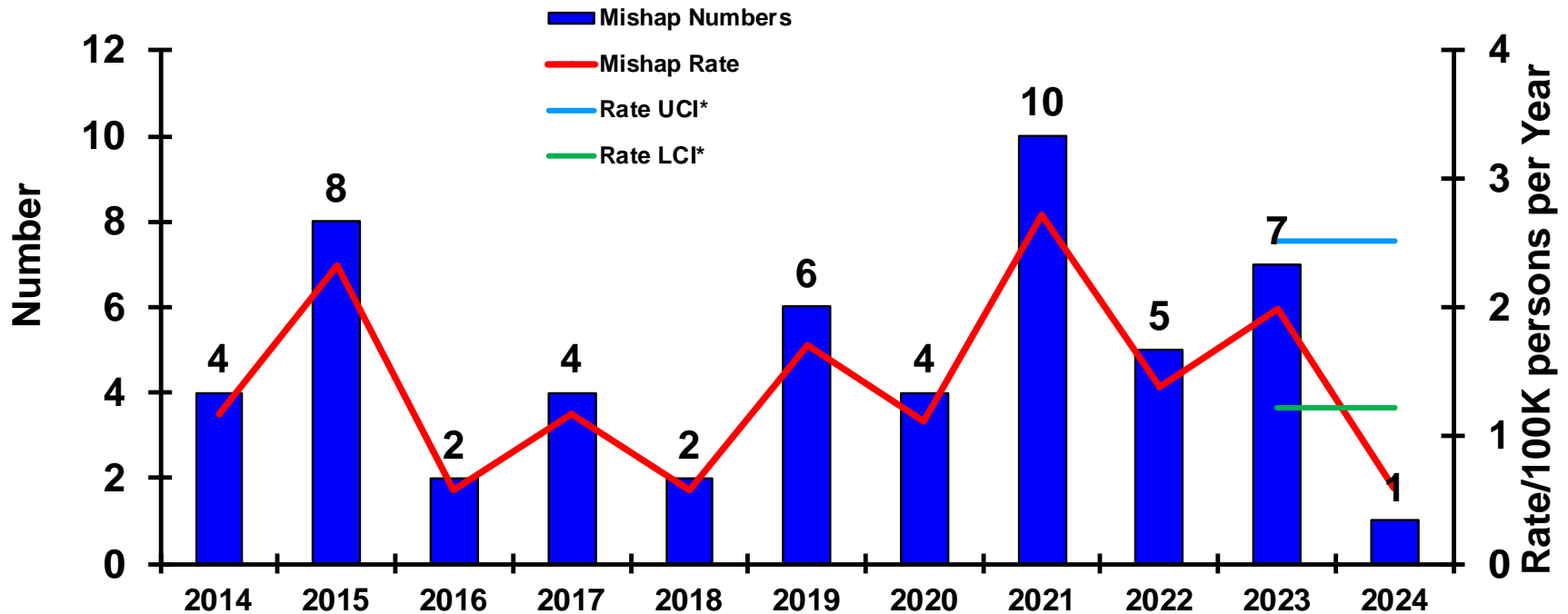
CLASS A MSC AFLOAT MISHAPS



	26-Mar-24	26-Mar-23
CLASS A MISHAPS/MISHAP RATE FY COMPARISON:	2/3.56	1/1.78
FY23 MISHAPS/MISHAP RATE:	1/0.86	
10-YEAR AVERAGE (FY14-FY23) MISHAPS/MISHAP RATE:	0.40/0.34	



CLASS A SHORE ON-DUTY MISHAPS



CLASS A MISHAPS/MISHAP RATE FY COMPARISON:

FY23 MISHAPS/MISHAP RATE:

10-YEAR AVERAGE (FY14-FY23) MISHAPS/MISHAP RATE:

26-Mar-24

1/0.59

7/1.98

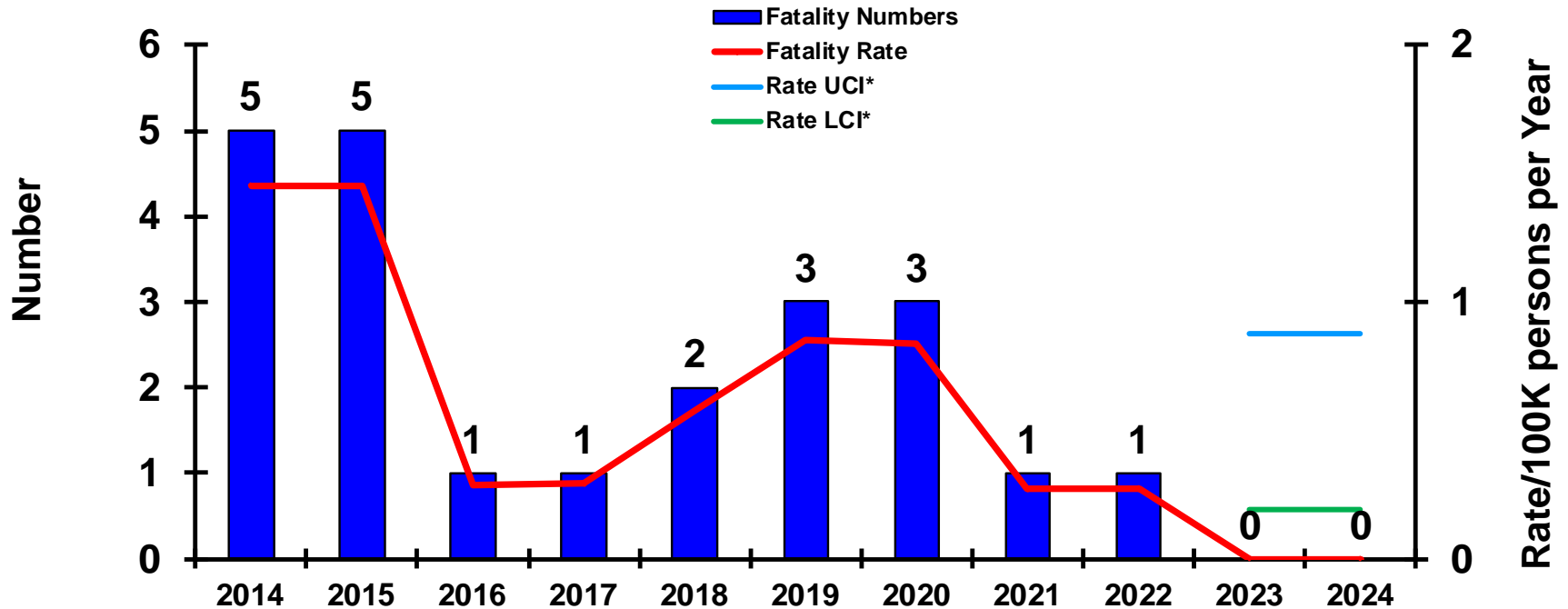
5.20/1.47

26-Mar-23

5/2.92



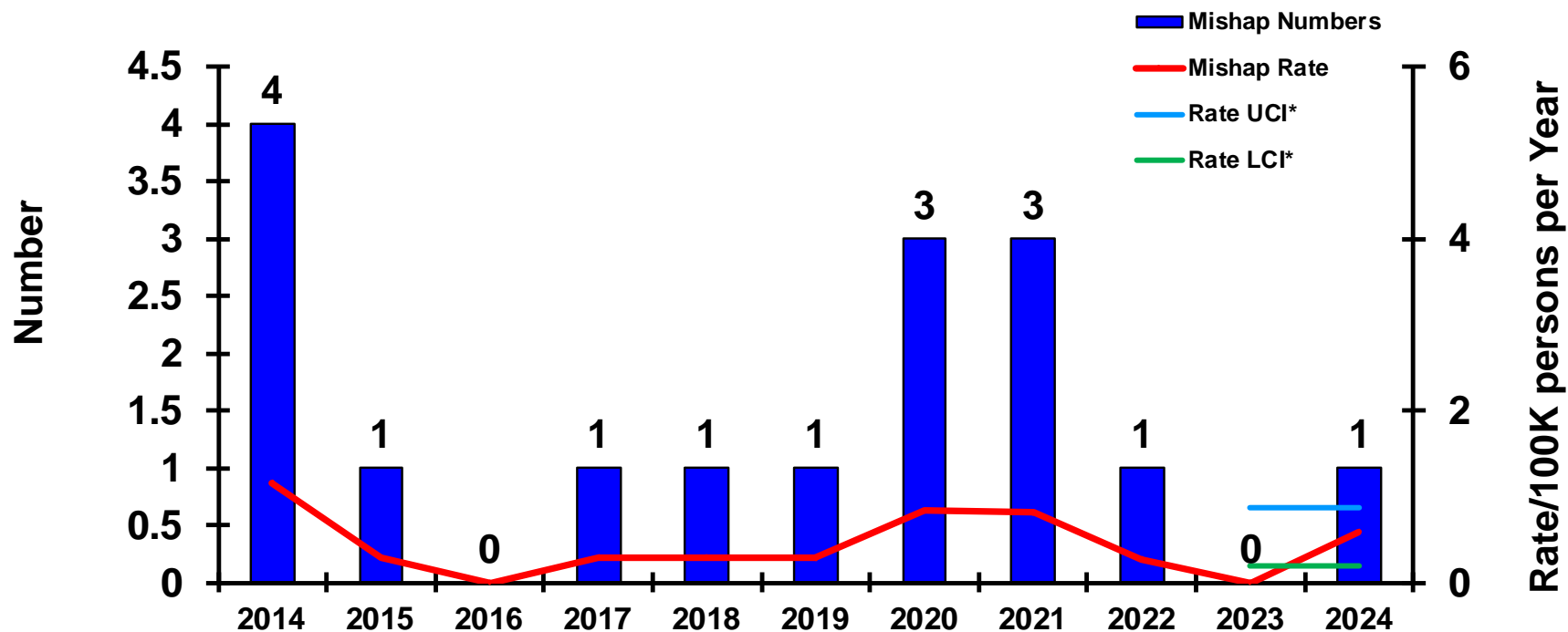
PHYSICAL TRAINING FATALITIES



	26-Mar-24	26-Mar-23
CLASS A MISHAPS/MISHAP RATE FY COMPARISON:	0/0.00	0/0.00
FY23 MISHAPS/MISHAP RATE:	0/0.00	
10-YEAR AVERAGE (FY14-FY23) MISHAPS/MISHAP RATE:	2.20/0.63	



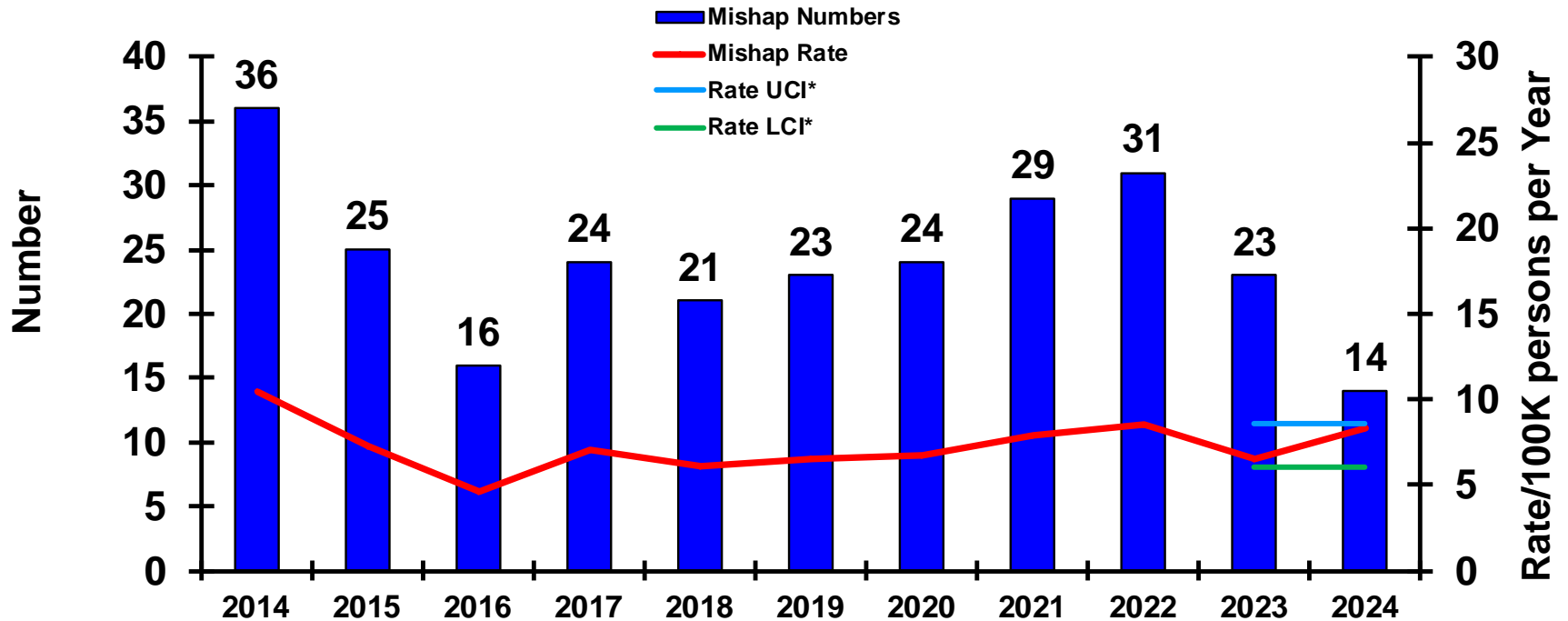
CLASS A ON-DUTY MV MISHAPS



	26-Mar-24	26-Mar-23
CLASS A MISHAPS/MISHAP RATE FY COMPARISON:	1/0.59	0/0.00
FY23 MISHAPS/MISHAP RATE:	0/0.00	
10-YEAR AVERAGE (FY14-FY23) MISHAPS/MISHAP RATE:	1.50/0.42	



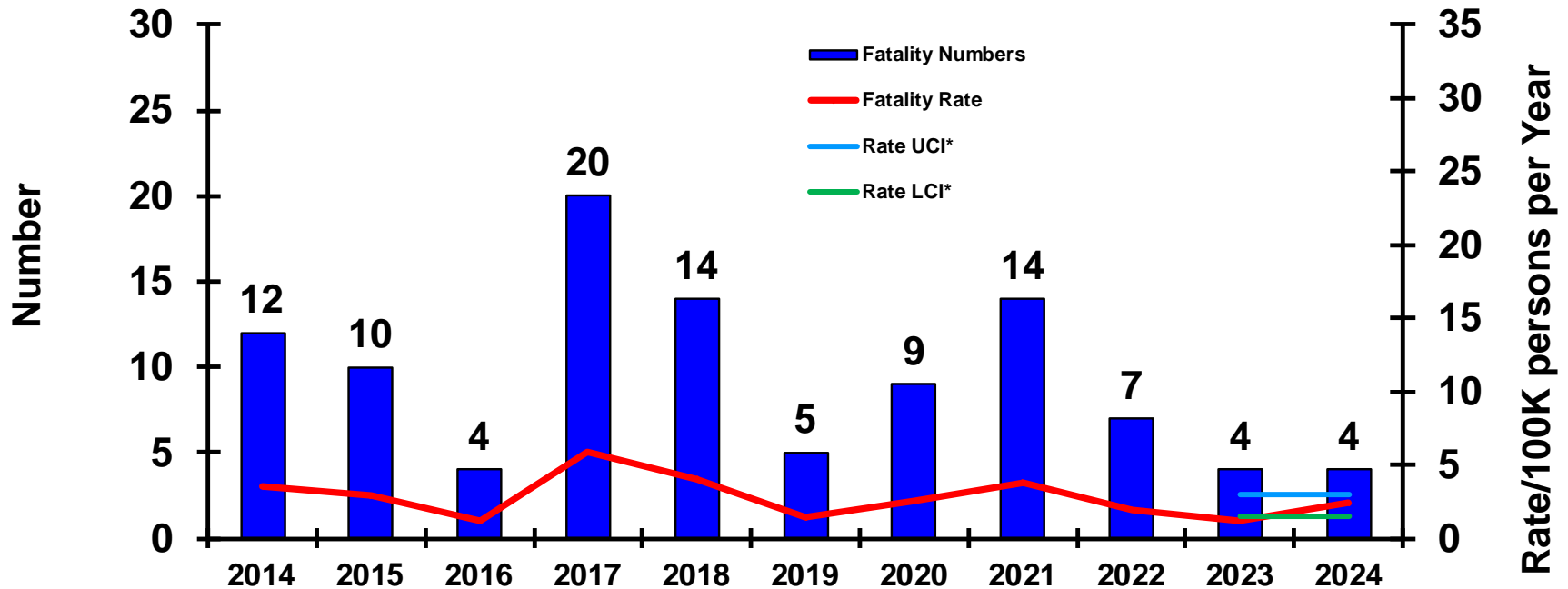
TOTAL CLASS A ON-DUTY MISHAPS



	26-Mar-24	26-Mar-23
CLASS A MISHAPS/MISHAP RATE FY COMPARISON:	14/8.32	13/7.59
FY23 MISHAPS/MISHAP RATE:	23/6.51	
10-YEAR AVERAGE (FY14-FY23) MISHAPS/MISHAP RATE:	25.20/7.15	



ON-DUTY FATALITIES

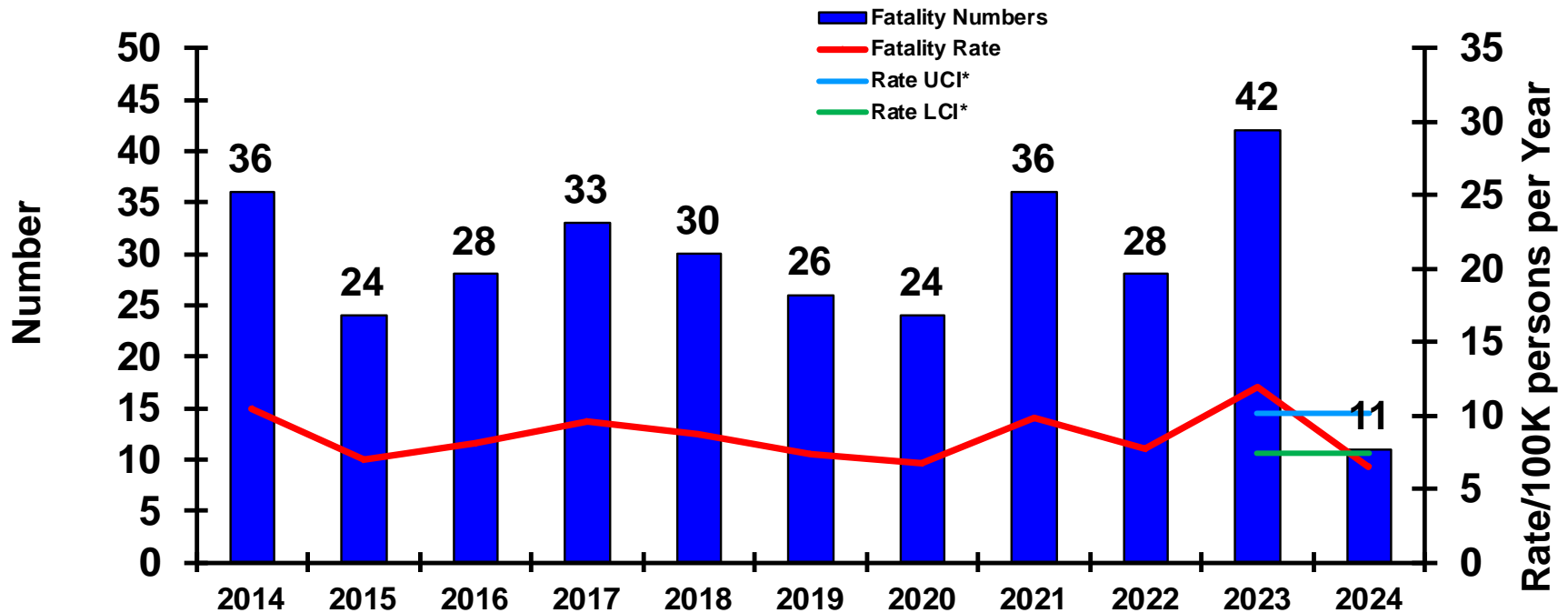


Slide does not show Government Civilian Fatalities: FY24 - 1

	26-Mar-24	26-Mar-23
CLASS A MISHAPS/MISHAP RATE FY COMPARISON:	4/2.38	2/1.17
FY23 MISHAPS/MISHAP RATE:	4/1.13	
10-YEAR AVERAGE (FY14-FY23) MISHAPS/MISHAP RATE:	9.90/2.82	



TOTAL PMV FATALITIES

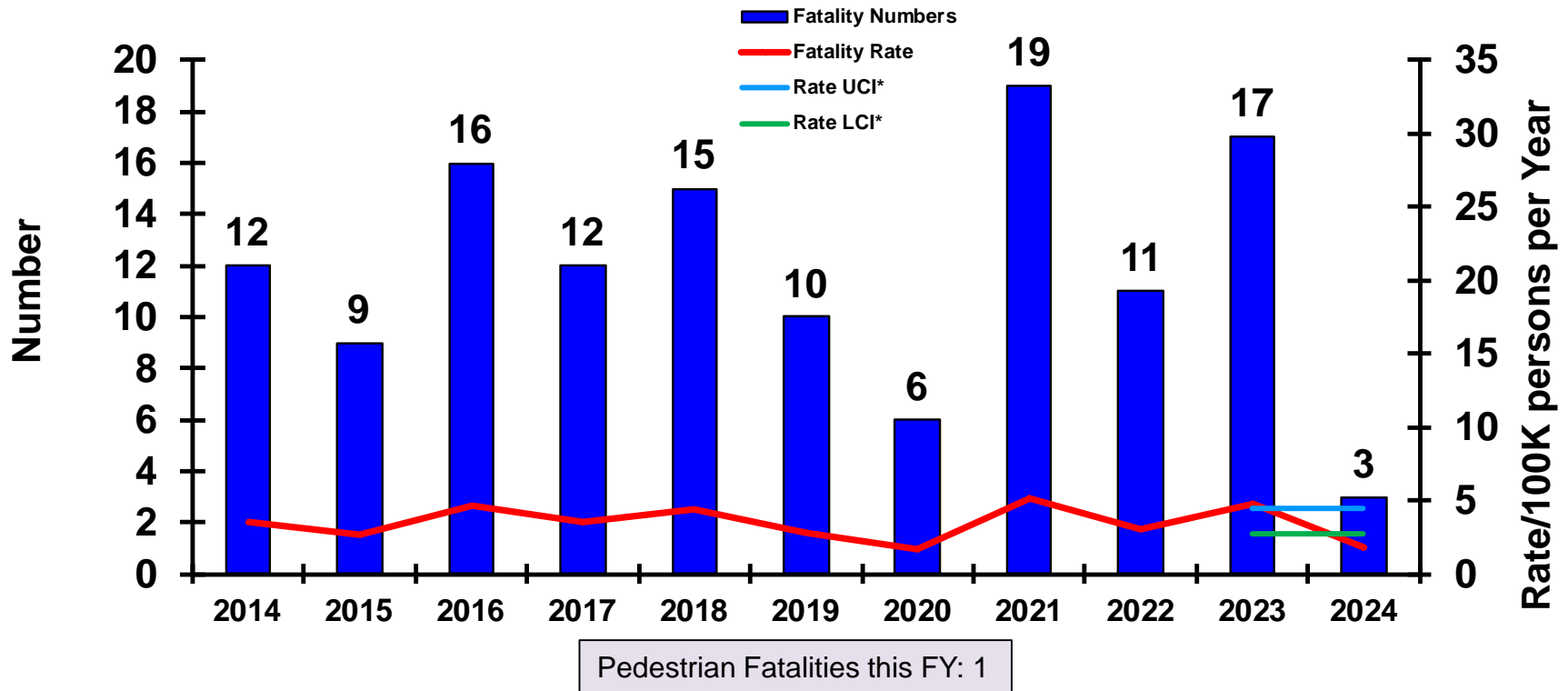


Pedestrian Fatalities this FY: 1

	26-Mar-24	26-Mar-23
CLASS A MISHAPS/MISHAP RATE FY COMPARISON:	11/6.53	17/9.92
FY23 MISHAPS/MISHAP RATE:	42/11.88	
10-YEAR AVERAGE (FY14-FY23) MISHAPS/MISHAP RATE:	30.70/8.73	



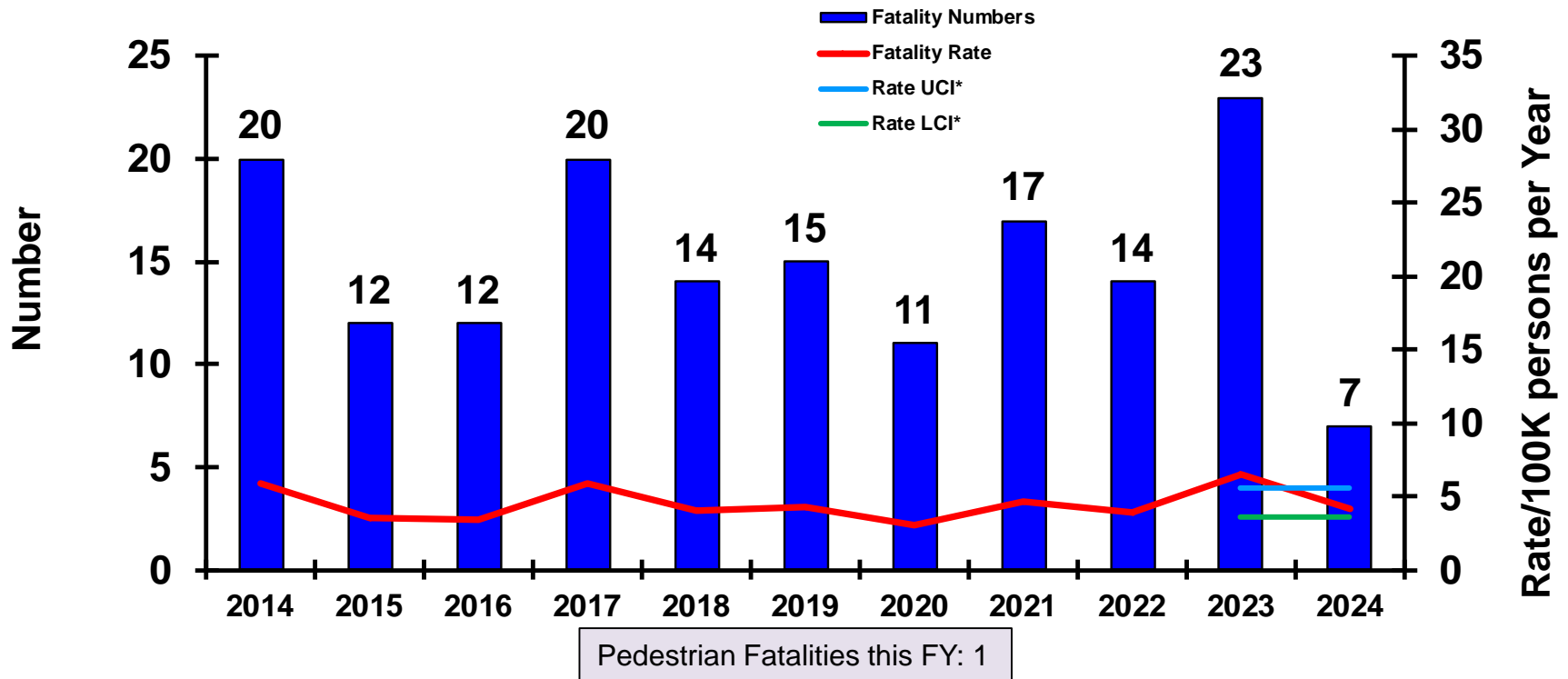
PMV-4 FATALITIES



	26-Mar-24	26-Mar-23
CLASS A MISHAPS/MISHAP RATE FY COMPARISON:	3/1.78	9/5.25
FY23 MISHAPS/MISHAP RATE:	17/4.81	
10-YEAR AVERAGE (FY14-FY23) MISHAPS/MISHAP RATE:	12.70/3.61	



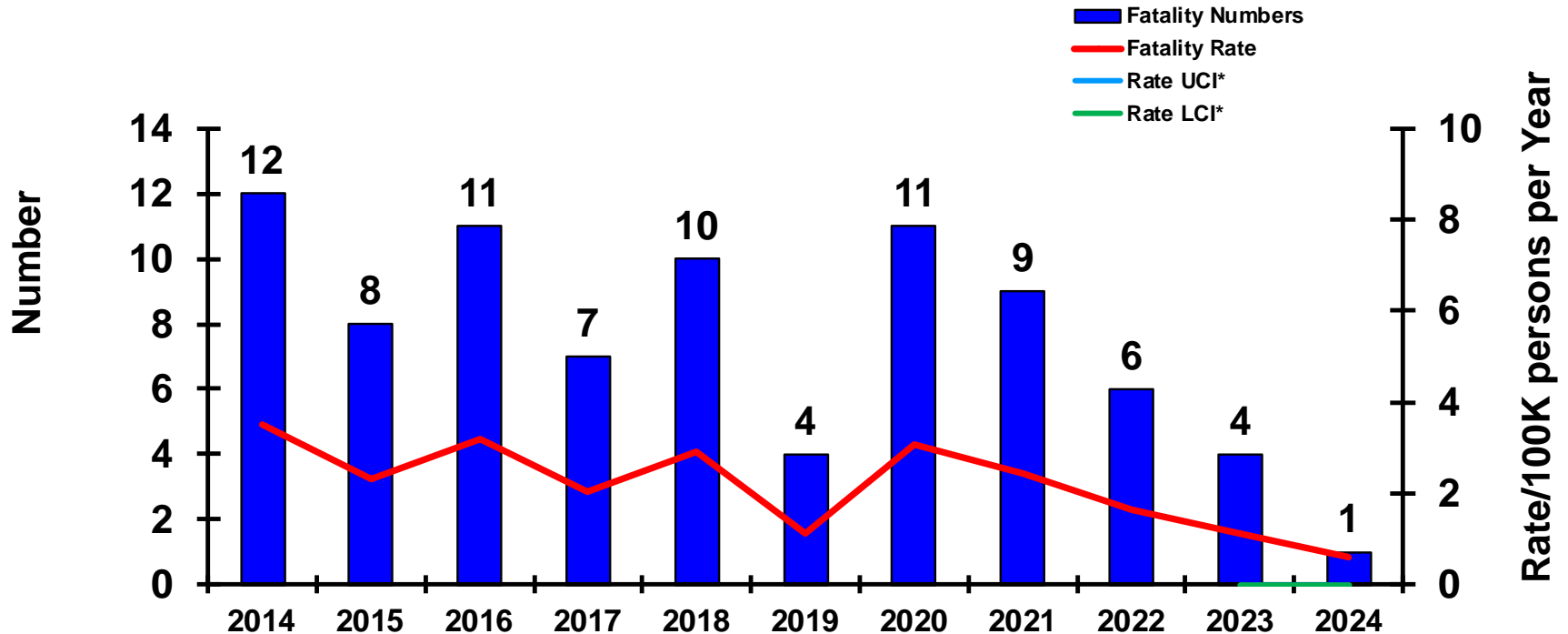
PMV-2 FATALITIES



	26-Mar-24	26-Mar-23
CLASS A MISHAPS/MISHAP RATE FY COMPARISON:	7/4.16	7/4.08
FY23 MISHAPS/MISHAP RATE:	23/6.51	
10-YEAR AVERAGE (FY14-FY23) MISHAPS/MISHAP RATE:	15.80/4.50	



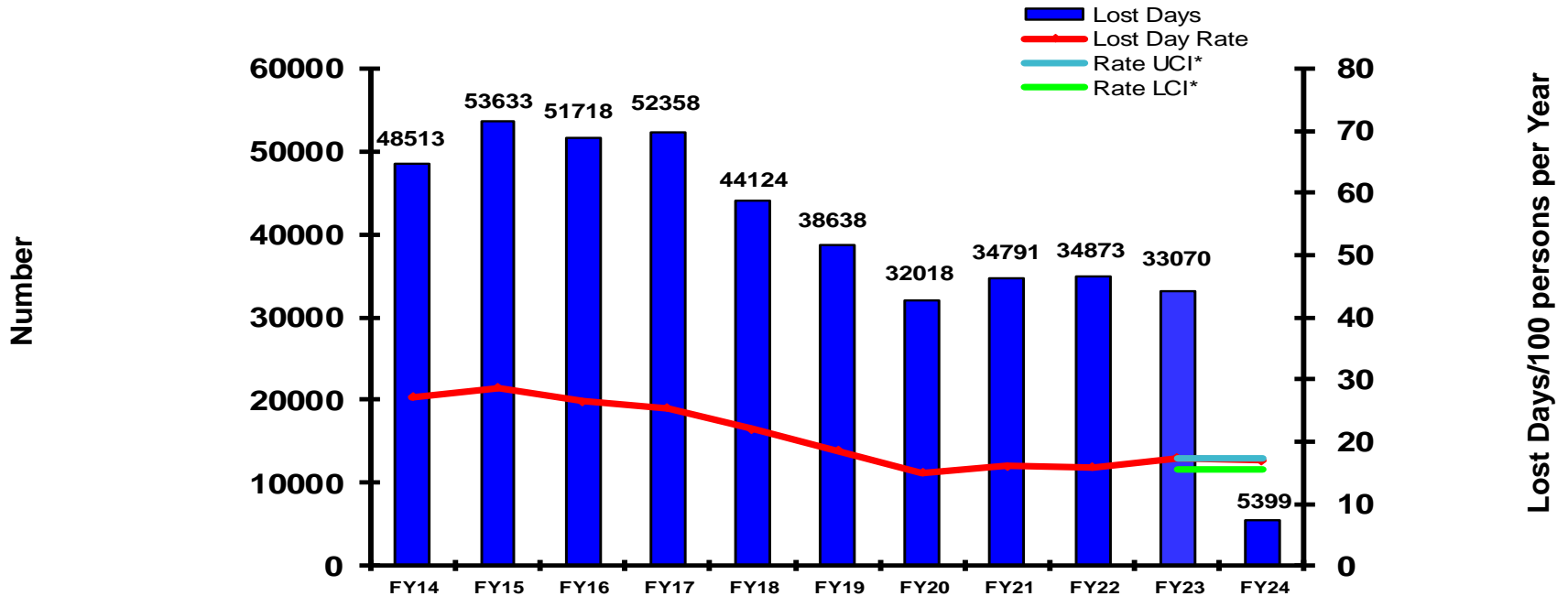
OFF-DUTY/REC FATALITIES



	26-Mar-24	26-Mar-23
CLASS A MISHAPS/MISHAP RATE FY COMPARISON:	1/0.59	4/2.33
FY23 MISHAPS/MISHAP RATE:	4/1.13	
10-YEAR AVERAGE (FY14-FY23) MISHAPS/MISHAP RATE:	8.20/2.33	



CIVILIAN LOST WORK DAY

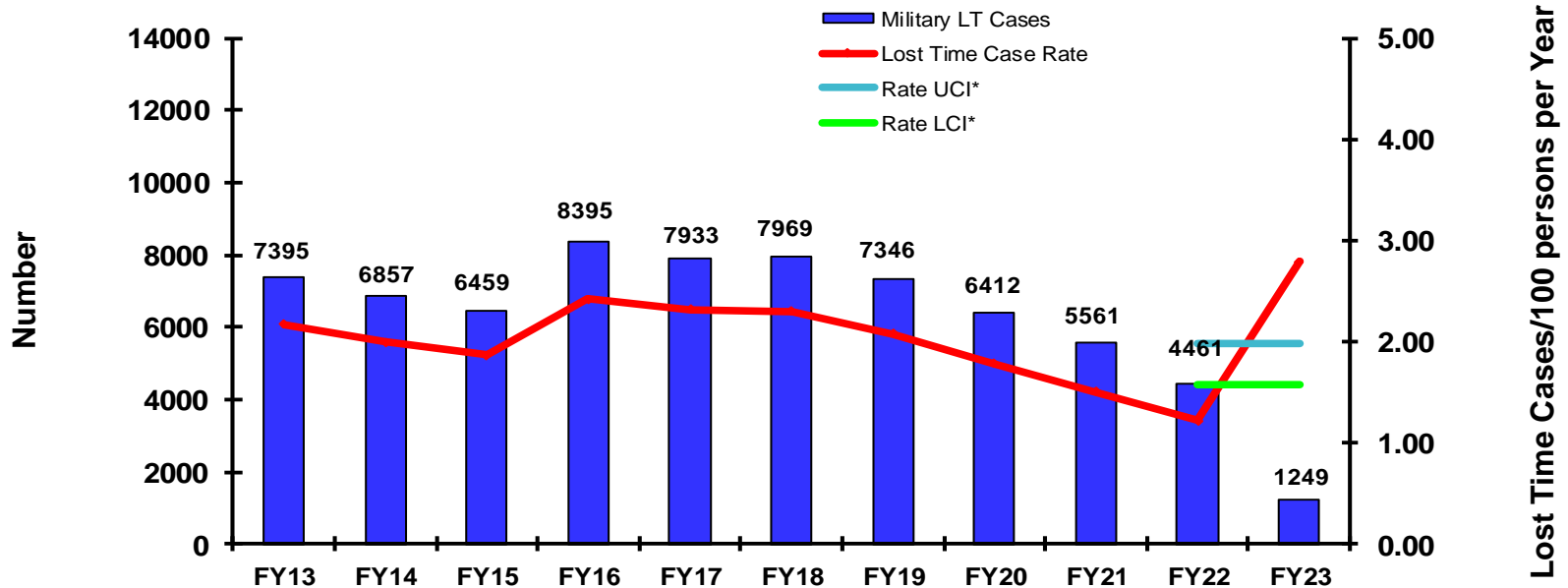


		9 Jan 24
LOST WORK DAY FY RATE COMPARISON:		16.86
FY23 LOST WORK DAY RATE:		17.79
5-YEAR AVERAGE (FY19-23) LOST WORK DAY RATE:		16.84

*see last slide for definition of UCI/LCI



MILITARY LOST TIME CASE RATE



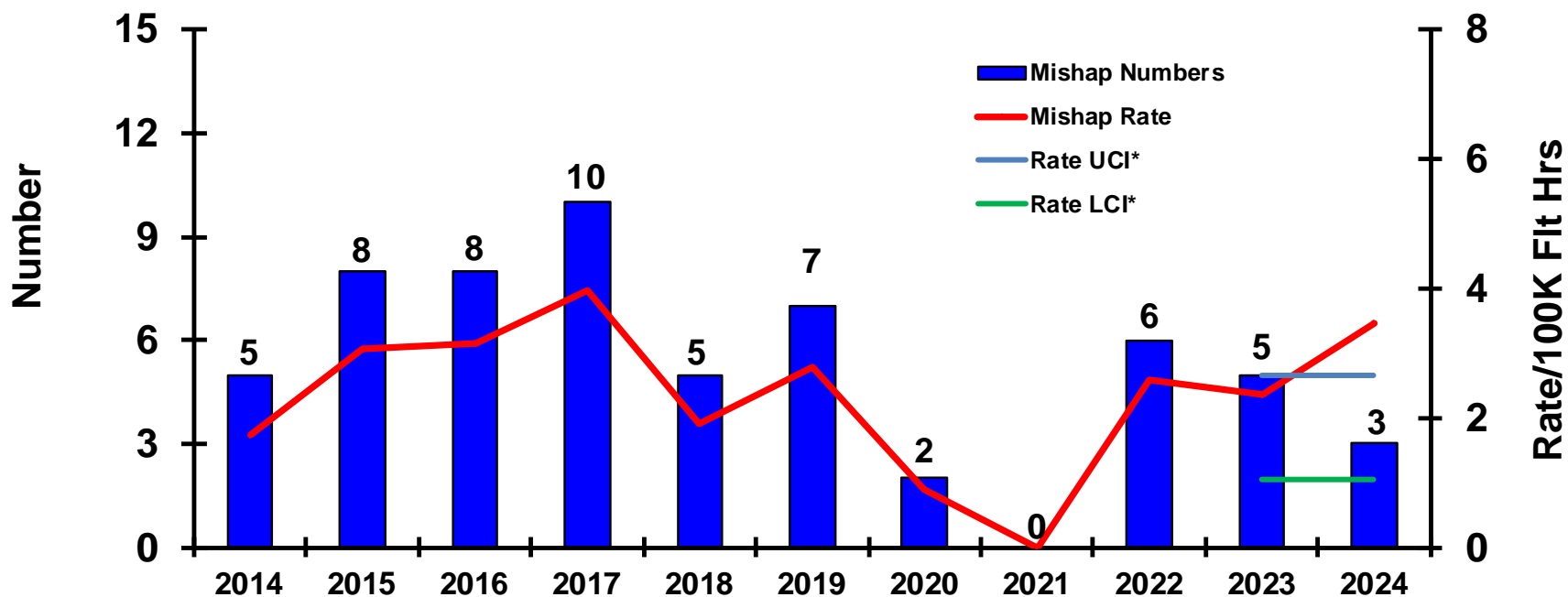
	<u>31 Jul 23</u>
LOST WORK TIME CASE RATE:	0.42
FY23 LOST TIME CASE RATE:	1.23
5-YEAR AVERAGE (FY18-22) LOST TIME CASE RATE:	1.99

*see last slide for definition of UCI/LCI



CLASS A *FLIGHT* MISHAPS

Manned Aircraft Only



CLASS A MISHAPS/MISHAP RATE FY COMPARISON:

FY23 MISHAPS/MISHAP RATE:

10-YEAR AVERAGE (FY14-FY23) MISHAPS/MISHAP RATE:

26-Mar-24

3/3.47

5/2.36

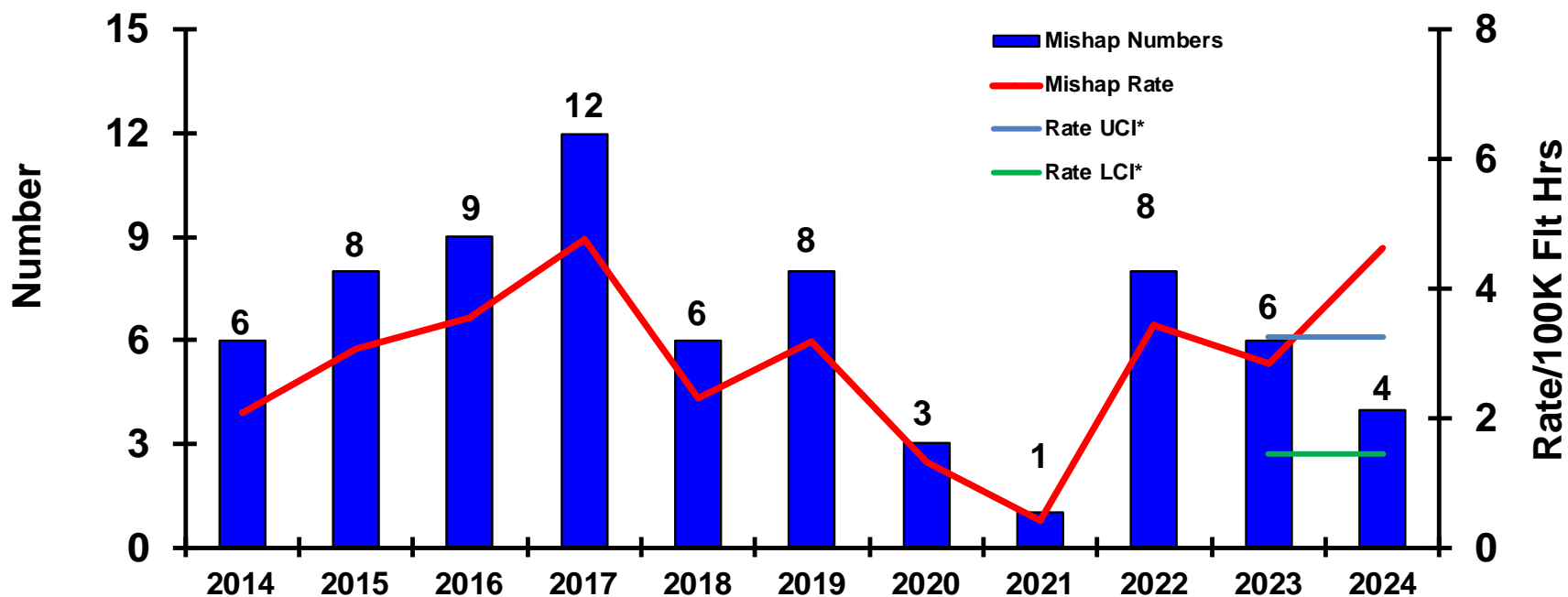
5.60/2.24

26-Mar-23

1/0.97



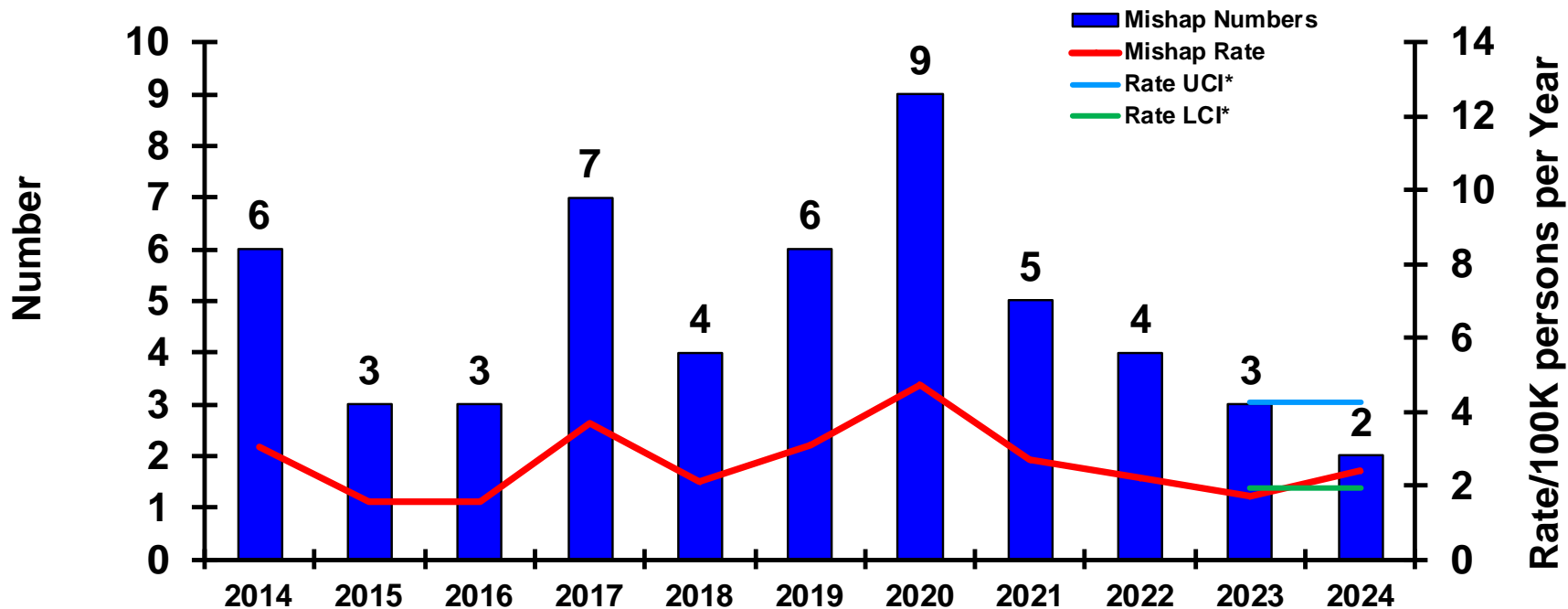
CLASS A AVIATION MISHAPS



	26-Mar-24	26-Mar-23
CLASS A MISHAPS/MISHAP RATE FY COMPARISON:	4/4.63	2/1.95
FY23 MISHAPS/MISHAP RATE:	6/2.83	
10-YEAR AVERAGE (FY14-FY23) MISHAPS/MISHAP RATE:	6.70/2.69	



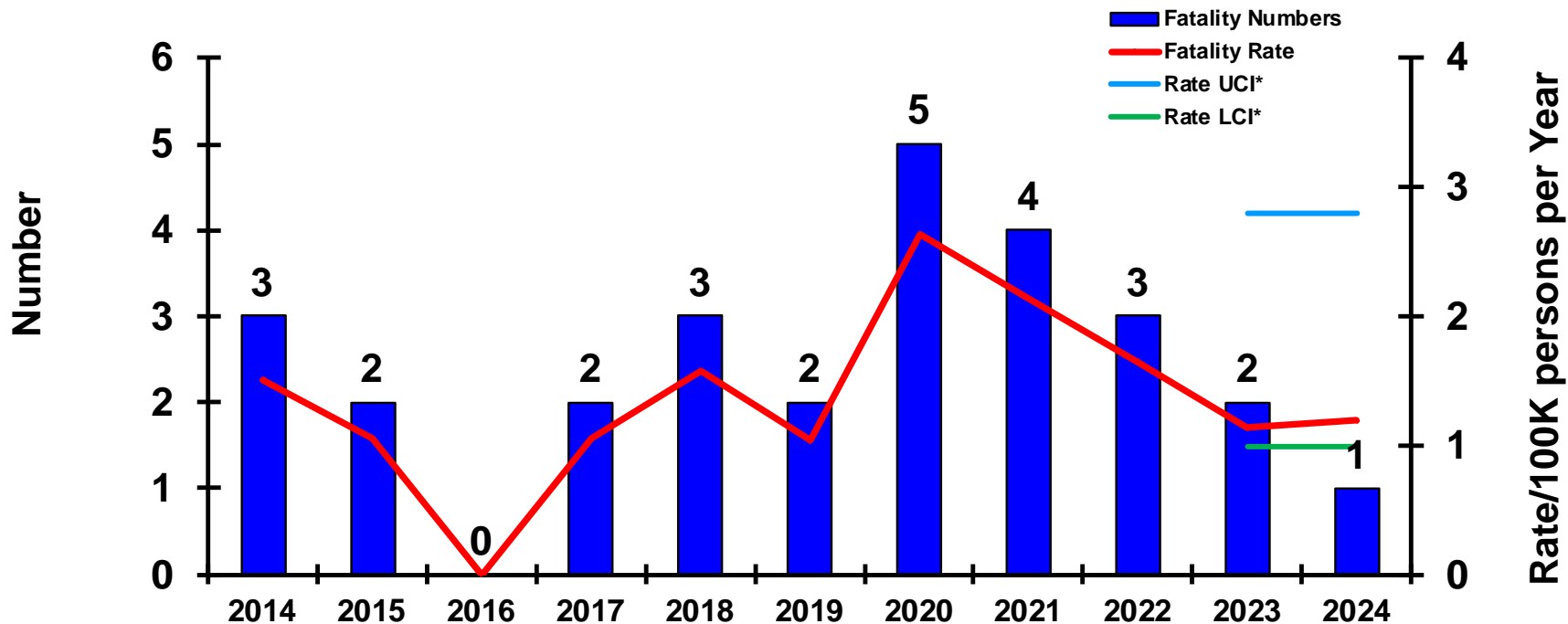
CLASS A GROUND ON-DUTY MISHAPS



	26-Mar-24	26-Mar-23
CLASS A MISHAPS/MISHAP RATE FY COMPARISON:	2/2.38	0/0.00
FY23 MISHAPS/MISHAP RATE:	3/1.70	
10-YEAR AVERAGE (FY14-FY23) MISHAPS/MISHAP RATE:	5.00/2.64	



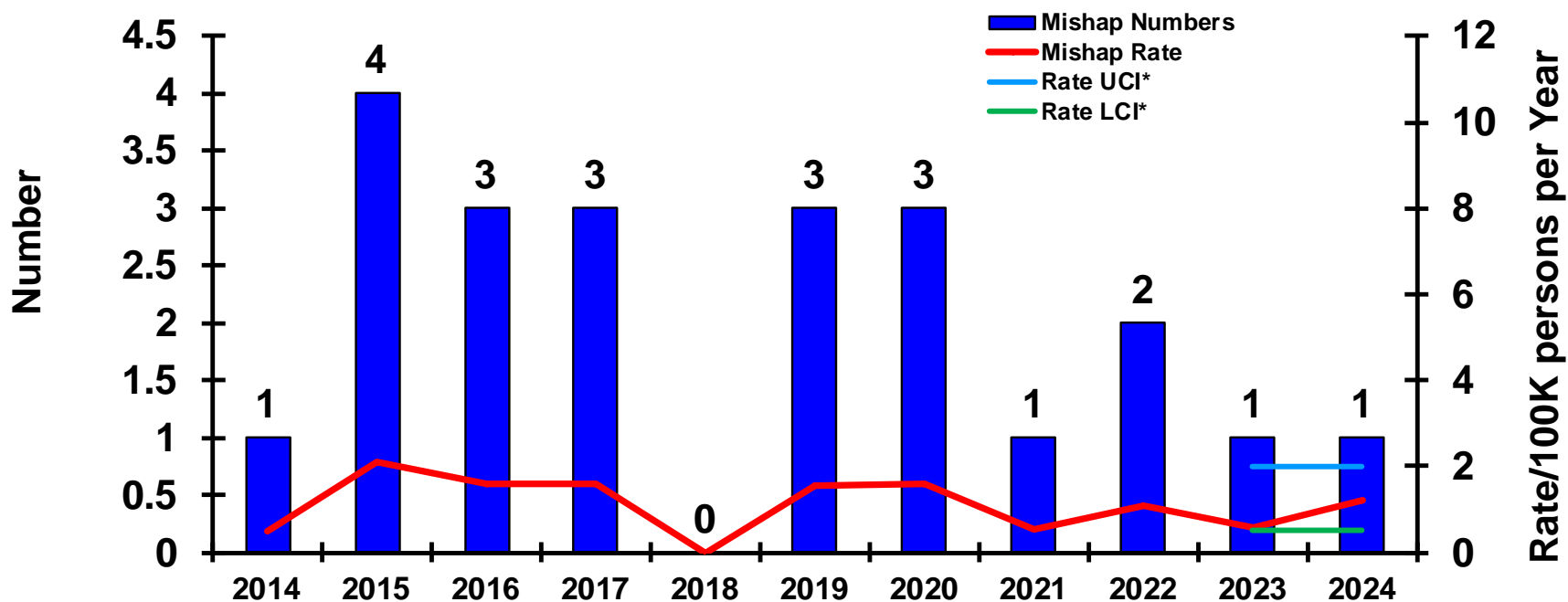
PHYSICAL TRAINING FATALITIES



	26-Mar-24	26-Mar-23
CLASS A MISHAPS/MISHAP RATE FY COMPARISON:	1/1.19	0/0.00
FY23 MISHAPS/MISHAP RATE:	2/1.14	
10-YEAR AVERAGE (FY14-FY23) MISHAPS/MISHAP RATE:	2.60/1.38	



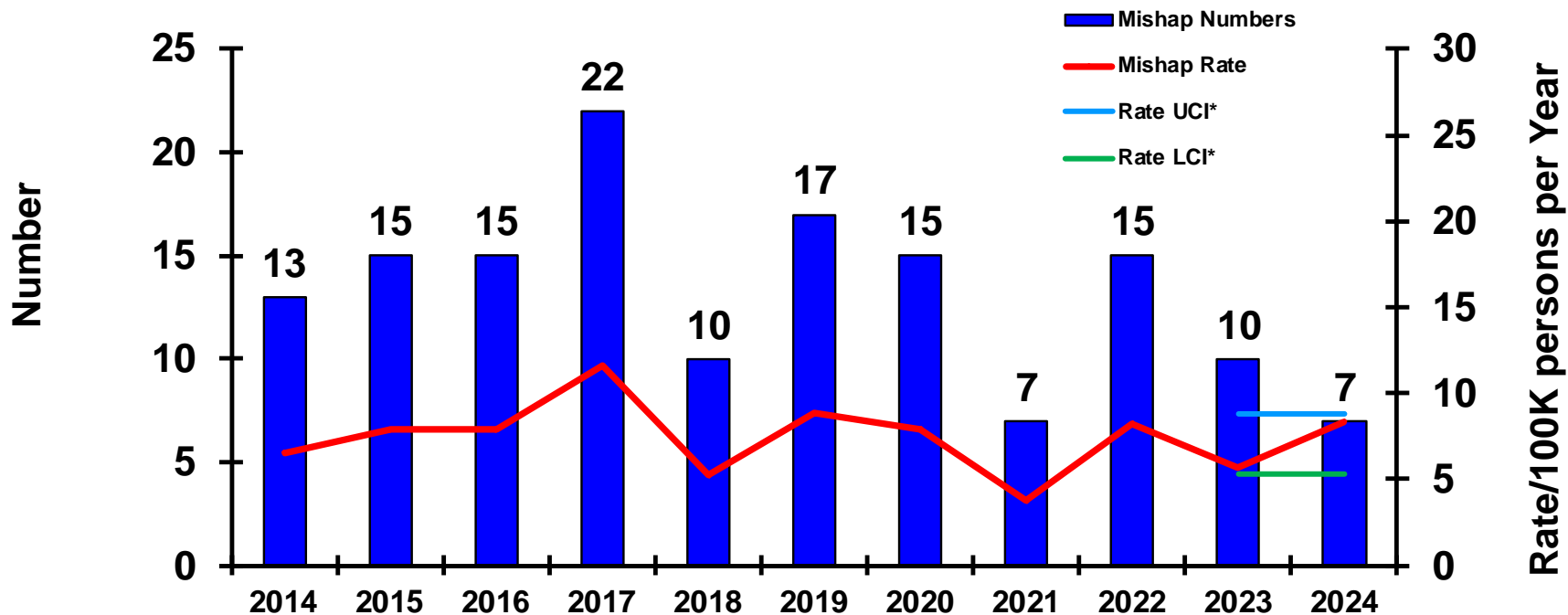
CLASS A ON-DUTY MV MISHAPS



	26-Mar-24	26-Mar-23
CLASS A MISHAPS/MISHAP RATE FY COMPARISON:	1/1.19	1/1.17
FY23 MISHAPS/MISHAP RATE:	1/0.57	
10-YEAR AVERAGE (FY14-FY23) MISHAPS/MISHAP RATE:	2.10/1.11	



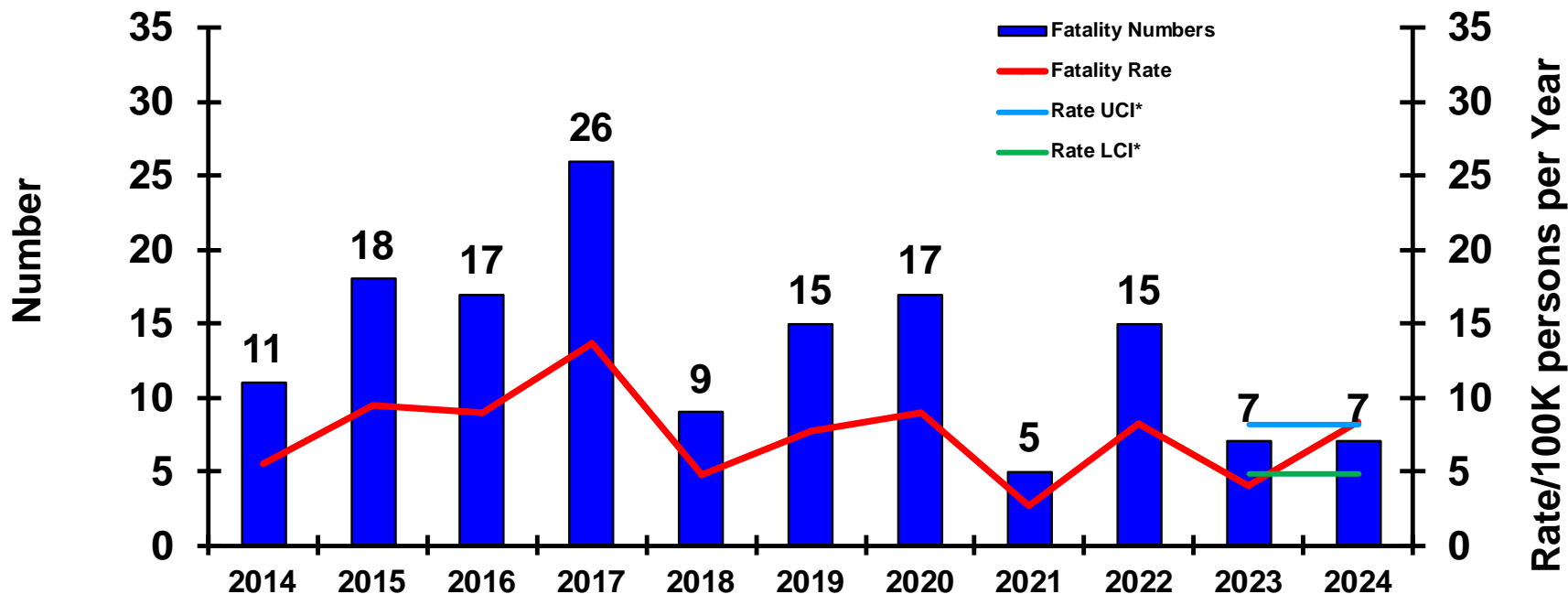
TOTAL CLASS A ON-DUTY MISHAPS



	26-Mar-24	26-Mar-23
CLASS A MISHAPS/MISHAP RATE FY COMPARISON:	7/8.33	3/3.51
FY23 MISHAPS/MISHAP RATE:	10/5.68	
10-YEAR AVERAGE (FY14-FY23) MISHAPS/MISHAP RATE:	13.90/7.35	



ON-DUTY FATALITIES

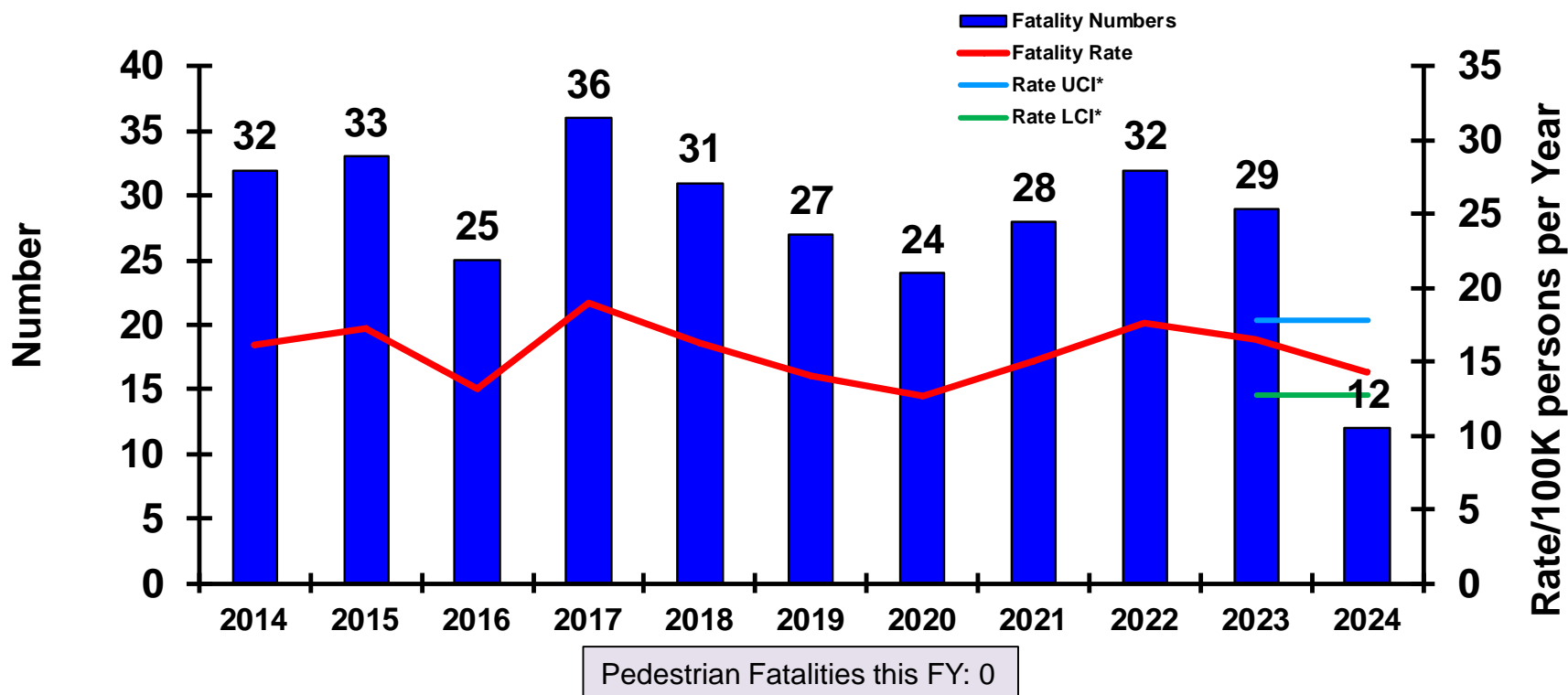


Slide does not show Government Civilian Fatalities: FY24 - 0

	26-Mar-24	26-Mar-23
CLASS A MISHAPS/MISHAP RATE FY COMPARISON:	7/8.33	0/0.00
FY23 MISHAPS/MISHAP RATE:	7/3.98	
10-YEAR AVERAGE (FY14-FY23) MISHAPS/MISHAP RATE:	14.00/7.39	



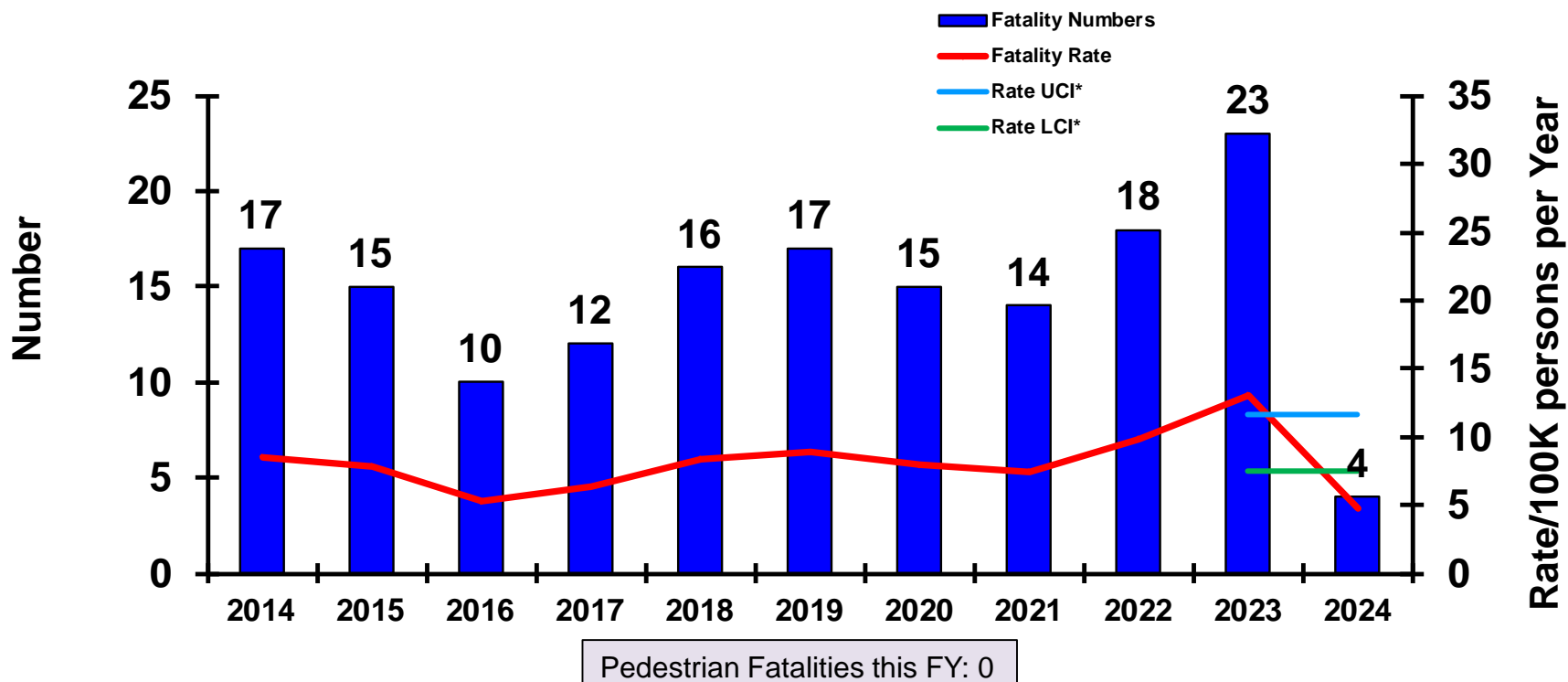
TOTAL PMV FATALITIES



	26-Mar-24	26-Mar-23
CLASS A MISHAPS/MISHAP RATE FY COMPARISON:	12/14.29	13/15.23
FY23 MISHAPS/MISHAP RATE:	29/16.48	
10-YEAR AVERAGE (FY14-FY23) MISHAPS/MISHAP RATE:	29.70/15.74	



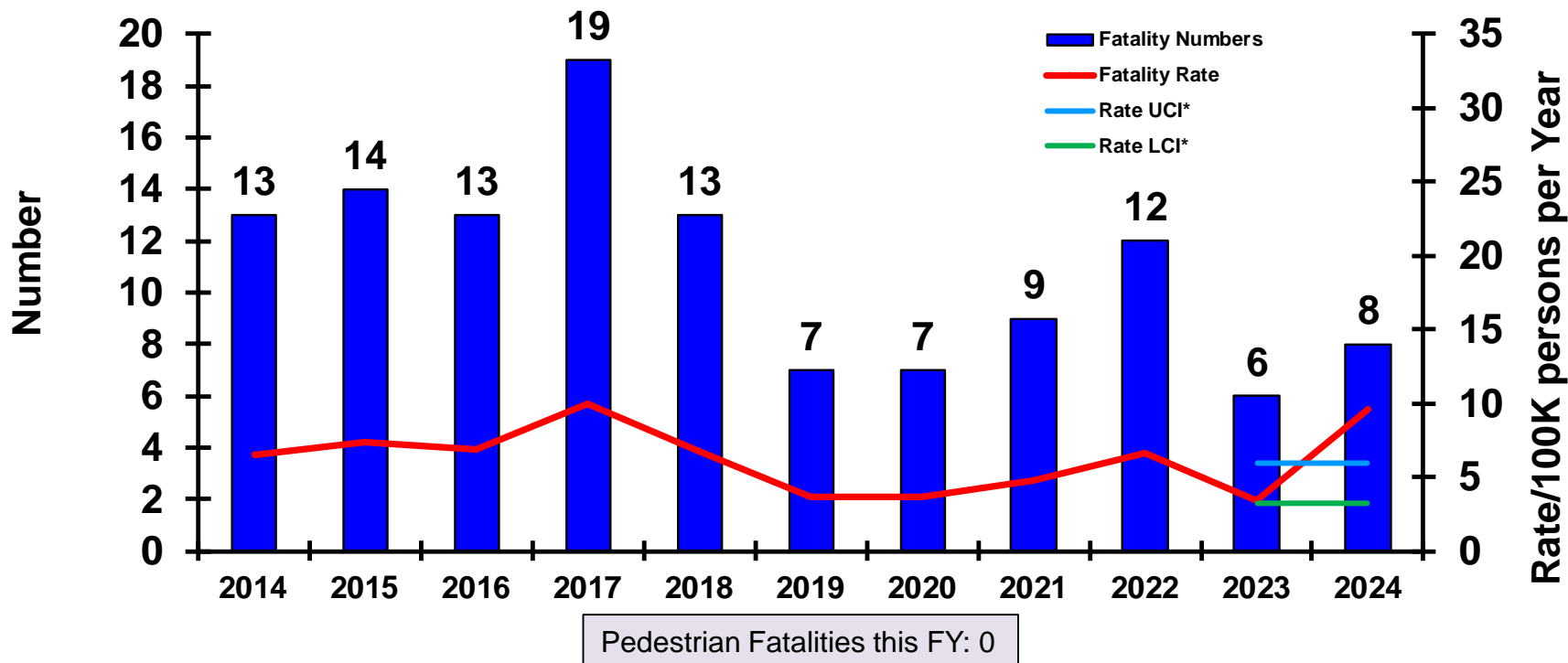
PMV-4 FATALITIES



	26-Mar-24	26-Mar-23
CLASS A MISHAPS/MISHAP RATE FY COMPARISON:	4/4.76	11/12.89
FY23 MISHAPS/MISHAP RATE:	23/13.07	
10-YEAR AVERAGE (FY14-FY23) MISHAPS/MISHAP RATE:	15.70/8.35	



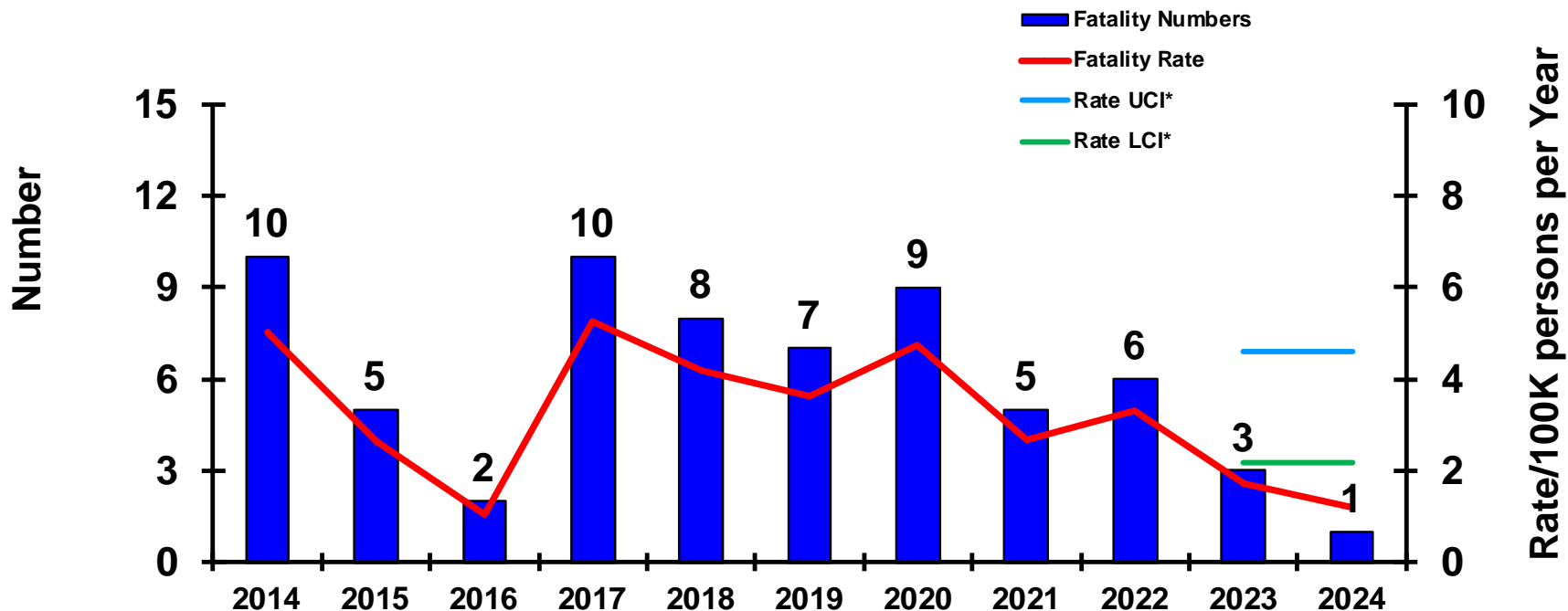
PMV-2 FATALITIES



	26-Mar-24	26-Mar-23
CLASS A MISHAPS/MISHAP RATE FY COMPARISON:	8/9.53	2/2.34
FY23 MISHAPS/MISHAP RATE:	6/3.41	
10-YEAR AVERAGE (FY14-FY23) MISHAPS/MISHAP RATE:	11.30/5.96	



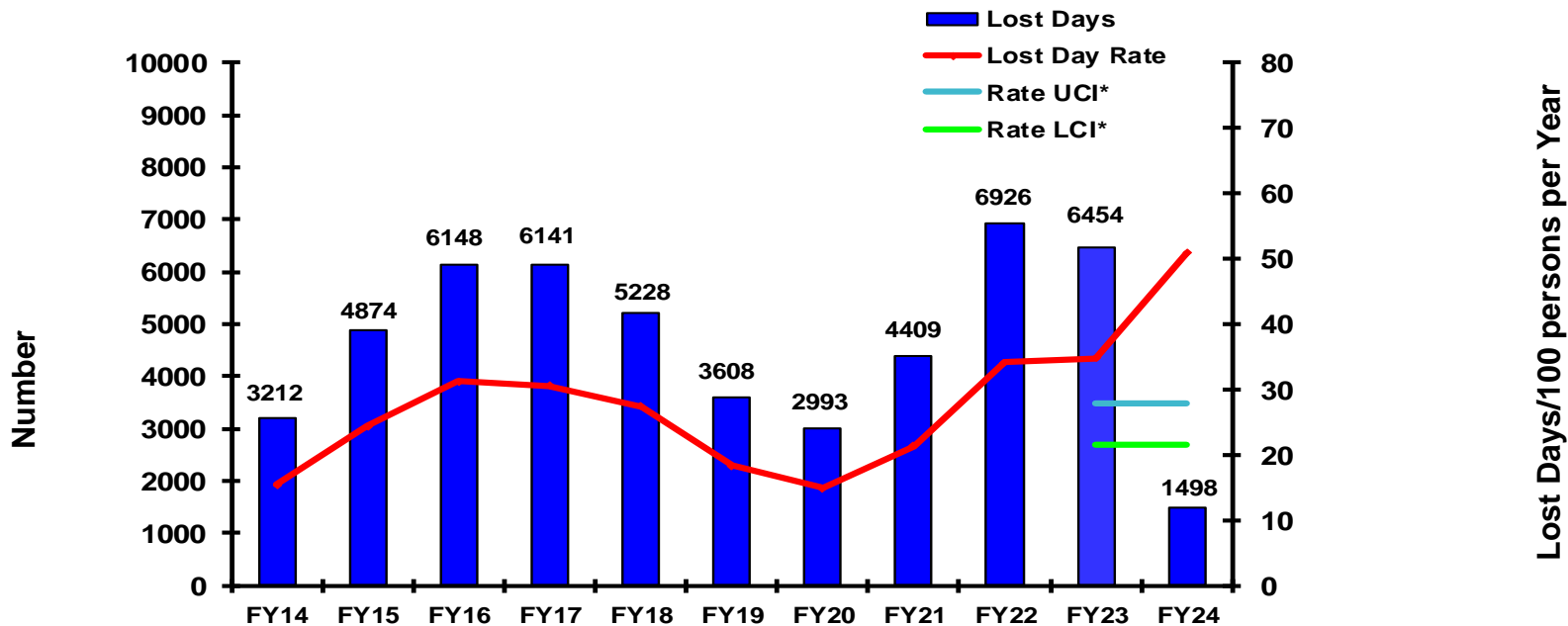
OFF-DUTY/REC FATALITIES



	26-Mar-24	26-Mar-23
CLASS A MISHAPS/MISHAP RATE FY COMPARISON:	1/1.19	3/3.51
FY23 MISHAPS/MISHAP RATE:	3/1.70	
10-YEAR AVERAGE (FY14-FY23) MISHAPS/MISHAP RATE:	6.50/3.42	



CIVILIAN LOST WORK DAY



LOST WORK DAY FY RATE COMPARISON:

FY23 LOST WORK DAY RATE:

5-YEAR AVERAGE (FY19-23) LOST WORK DAY RATE:

9 Jan 24

50.87

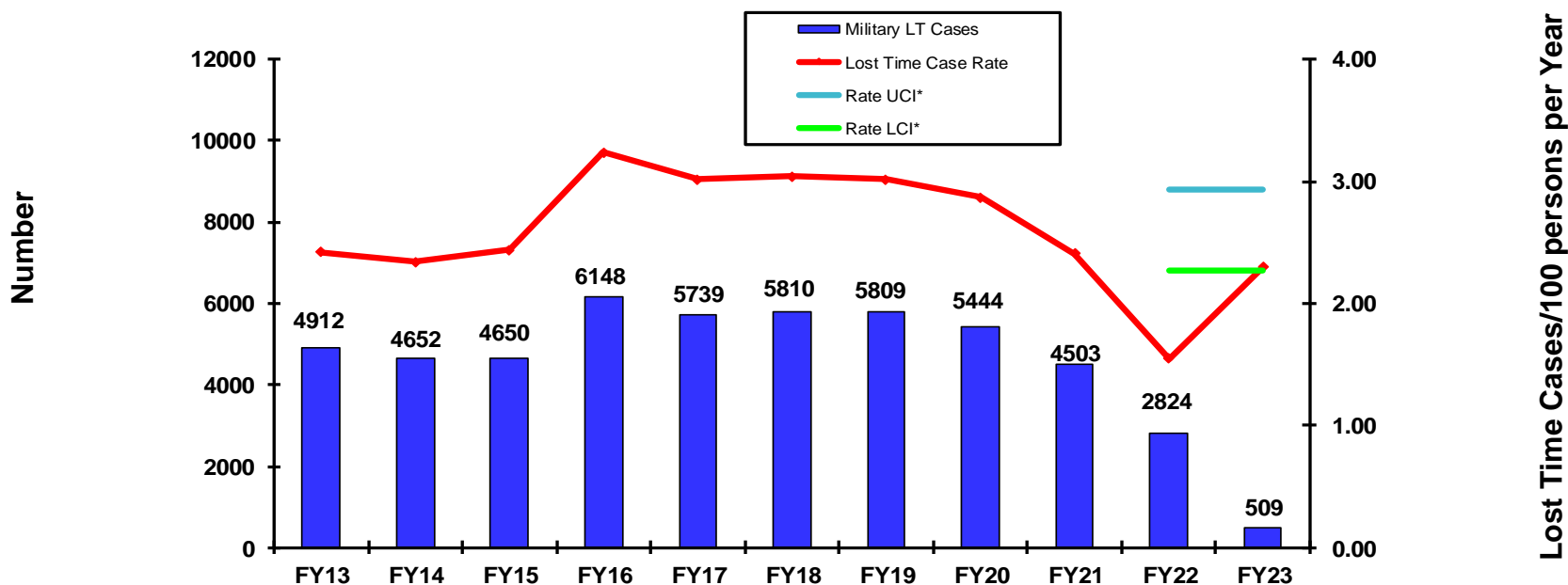
37.70

25.41

*see last slide for definition of UCI/LCI



MILITARY LOST TIME CASE RATE



	<u>31 Jul 23</u>
LOST WORK TIME CASE RATE:	0.35
FY23 LOST TIME CASE RATE:	1.55
5-YEAR AVERAGE (FY18-22) LOST TIME CASE RATE:	3.04

*see last slide for definition of UCI/LCI.

Navy Short Narratives

USN AVIATION CLASS A MISHAPS (includes UAS/UAV, FRMs and AGMs not included in the Flight Slide)

- 18 Mar 2024 (NAS Meridian, MS) T-45C experienced engine malfunction on takeoff, executed high-speed abort. No injuries to aircrew.
- 28 Jan 2024 (Location Withheld – OPSEC) MQ-8C experienced aviation ground mishap, no injury to personnel. (AGM)
- 11 Jan 2024 (San Diego, CA) MH-60R experienced a flight mishap during training. No fatalities, one minor injury to aircrew.
- 20 Nov 2023 (Marine Corps Base Kaneohe, HI) P-8A departed runway, no injuries to aircrew.
- 19 Nov 2023 (Laoag, Philippines) P-8A experienced equipment failure on landing, aircraft damaged, no aircrew injuries reported.
- 17 Nov 2023 (Location Withheld – OPSEC) F/A-18E had inflight malfunction, landed safely, no injuries to aircrew.
- 7 Nov 2023 (Location Withheld – OPSEC) E-2D damaged during landing at USS Ship.

USN AFLOAT CLASS A MISHAPS

- 20 Mar 2024 (Location Withheld – OPSEC) SVM fell overboard underway, presumed deceased.
- 21 Jan 2024 (Location Withheld) USNS experienced flooding casualty, no injury to crew.
- 11 Jan 2024 (Location Withheld) 2 x SVM declared missing at sea, presumed deceased.
- 1 Dec 2023 (Location Withheld – OPSEC) Equipment damaged during training.
- 15 Nov 2023 (Location Withheld – OPSEC) Damaged material during USNS ship replenishment, no injury to crew.

USN SHORE CLASS A MISHAPS

- 7 Dec 2023 (NS Norfolk, VA) Government civilian fell during maintenance evolution, died at scene.

USN PHYSICAL TRAINING CLASS A MISHAPS

- NSTR

USN ON-DUTY MOTOR VEHICLE CLASS A MISHAPS

- 26 Jan 2024 (IVO NAB Coronado Silver Strand Training Complex (SSTC), CA) SVM involved in a government vehicle accident, died at scene.

Navy Short Narratives

USN PRIVATE MOTOR VEHICLE FATALITIES

- 10 Mar 2024 (Phoenix, AZ) SVM hit by a motor vehicle while walking along road, died at scene.
- 23 Feb 2024 (Charleston, SC) SVM involved in a motorcycle accident, died at scene.
- 20 Feb 2024 (Pensacola, FL) SVM involved in a motorcycle accident, died at hospital.
- 3 Feb 2024 (Pensacola, FL) SVM involved in a motorcycle accident, died at hospital.
- 30 Jan 2024 (Hampton, VA) SVM involved in a motorcycle accident, died at scene.
- 5 Jan 2023 (San Diego, CA) SVM involved in a motorcycle accident, died at scene.
- 15 Dec 2023 (Gibson, GA) SVM involved in a motor vehicle accident, died at scene.
- 3 Dec 2023 (Hanford, CA) SVM involved in a motor vehicle accident, died at scene.
- 22 Nov 2023 (IVO San Antonio, TX) SVM involved in a motor vehicle accident, died at scene.
- 20 Oct 2023 (Goose Creek, SC) SVM involved in a motorcycle accident, died at scene.
- 14 Oct 2023 (Mount Pleasant, SC) SVM involved in a motorcycle accident, died at hospital.

USN OFF-DUTY/RECREATIONAL FATALITIES

- 11 Oct 2023 (Norfolk, VA) SVM collapsed during physical activity, died at scene.

Marine Corps Short Narratives

USMC AVIATION CLASS A MISHAPS (includes UAS/UAV, FRMs and AGMs not included in the Flight Slide)

- 6 Feb 2024 (IVO Pine Valley, CA) CH-53E crashed during training flight, five aircrew perished.
- 2 Dec 2023 (MCAS Futenma, Okinawa) Aviation Ground Mishap (AGM) involving multiple aircraft.
- 7 Nov 2023 (MCAS Yuma, AZ) KC-130J departed runway, no injuries to crew.
- 24 Oct 2023 (IVO Nellis AFB, NV) MV-22B hard landing during a training mission, one crewmember injured.

USMC GROUND CLASS A MISHAPS

- 5 Jan 2024 (MCAS New River, NC) UH-1Y damaged during ground transport.

USMC PHYSICAL TRAINING CLASS A MISHAPS

- 4 Oct 2023 (Camp Hansen, Okinawa, Japan) SVM collapsed during PFT, died at hospital on 12 Oct 2023.

USMC ON-DUTY MOTOR VEHICLE CLASS A MISHAPS

- 12 Dec 2023 (MCB Camp Pendleton, CA) ACV had mishap on land, 1 x fatality, 11 x SVM sustained injuries and were treated at hospital.

Marine Corps Short Narratives

USMC PRIVATE MOTOR VEHICLE FATALITIES

- 15 Mar 2024 (Yuma, AZ) SVM involved in a motorcycle accident, died at hospital.
- 7 Mar 2024 (Ginowan, Japan) SVM involved in a motorcycle accident, died at hospital.
- 28 Jan 2024 (Yuma, AZ) SVM involved in a motorcycle accident, died at scene.
- 1 Jan 2024 (Dayton, OH) SVM involved in a motor vehicle accident, died at scene.
- 30 Dec 2023 (IVO Beaufort, SC) SVM involved in a motor vehicle accident, died at scene.
- 28 Dec 2023 (Pooler, GA) SVM involved in a motorcycle accident, died at scene.
- 22 Dec 2023 (Reseda, CA) SVM involved in a motor vehicle accident, died at scene
- 26 Nov 2023 (Winchester, CA) SVM involved in a motorcycle accident, died at hospital.
- 14 Nov 2023 (Escondido, CA) SVM involved in a motorcycle accident, died at scene.
- 14 Nov 2023 (Jacksonville, NC) SVM involved in a motorcycle accident, died at hospital.
- 4 Nov 2023 (Hubert, NC) SVM involved in a motorcycle accident, died at scene.
- 10 Oct 2023 (Attleboro, MA) SVM involved in a motor vehicle accident, died at scene.

USMC OFF-DUTY/RECREATIONAL FATALITIES

- 21 Oct 2023 (Kaneohe, HI) SVM drowned while spearfishing.



Mishap Confidence Interval



- UCI = Upper Confidence Interval LCI = Lower Confidence Interval
- Rate values above the UCI or below the LCI infer a statistically significant change is probable. This is only an indicator. Significance cannot be determined until end-of-year.
- Values between the UCI and LCI infer that nothing significant has occurred to increase or decrease mishap rate.

(Confidence Interval is based on: Poisson Rate related to a Chi Squared Distribution and calculated using FY16-20 data except for the Lost Work Days and Lost Time Case slides which were based on a normal distribution).