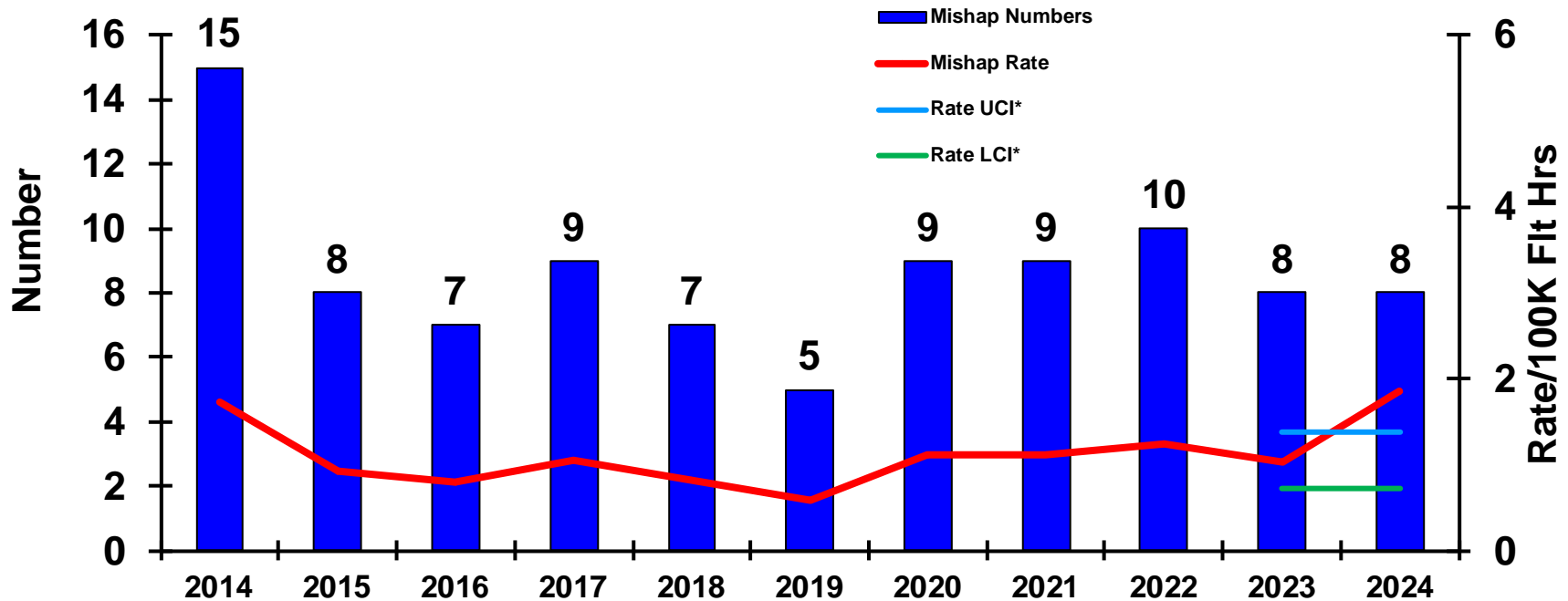




CLASS A FLIGHT MISHAPS

Manned Aircraft Only

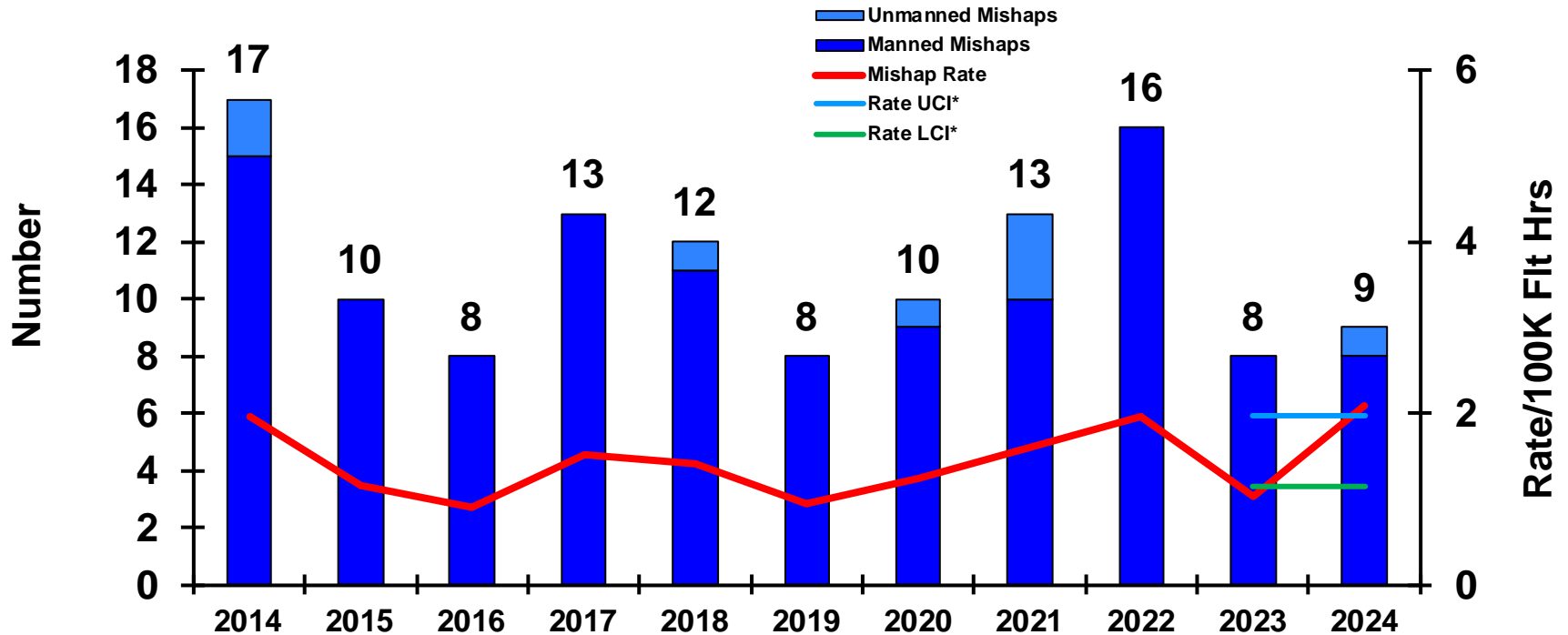


	<u>23-Apr-24</u>	<u>23-Apr-23</u>
CLASS A MISHAPS/MISHAP RATE FY COMPARISON:	8/1.85	3/0.69
FY23 MISHAPS/MISHAP RATE:	8/1.03	
10-YEAR AVERAGE (FY14-FY23) MISHAPS/MISHAP RATE:	8.70/1.04	

*see last slide for definition of UCI/LCI



CLASS A AVIATION MISHAPS

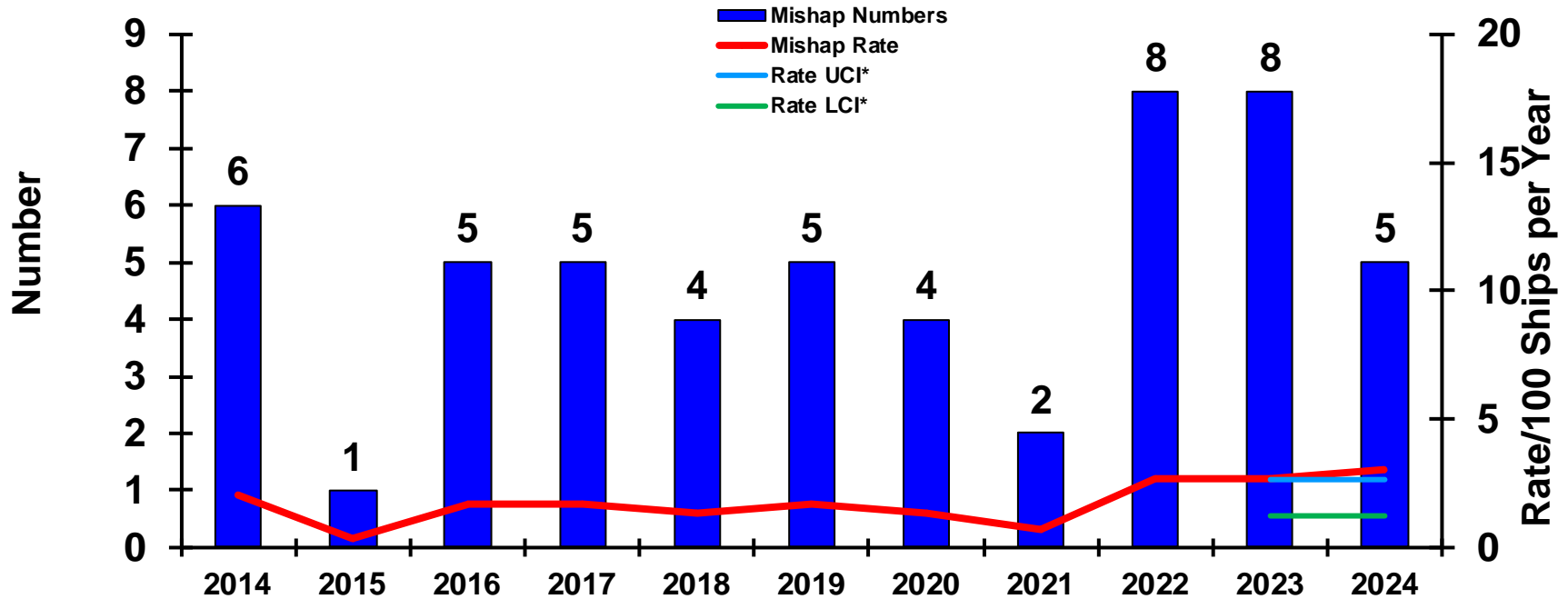


	<u>23-Apr-24</u>	<u>23-Apr-23</u>
CLASS A MISHAPS/MISHAP RATE FY COMPARISON:	9/2.09	3/0.69
FY23 MISHAPS/MISHAP RATE:	8/1.03	
10-YEAR AVERAGE (FY14-FY23) MISHAPS/MISHAP RATE:	11.50/1.44	

*see last slide for definition of UCI/LCI



CLASS A AFLOAT MISHAPS

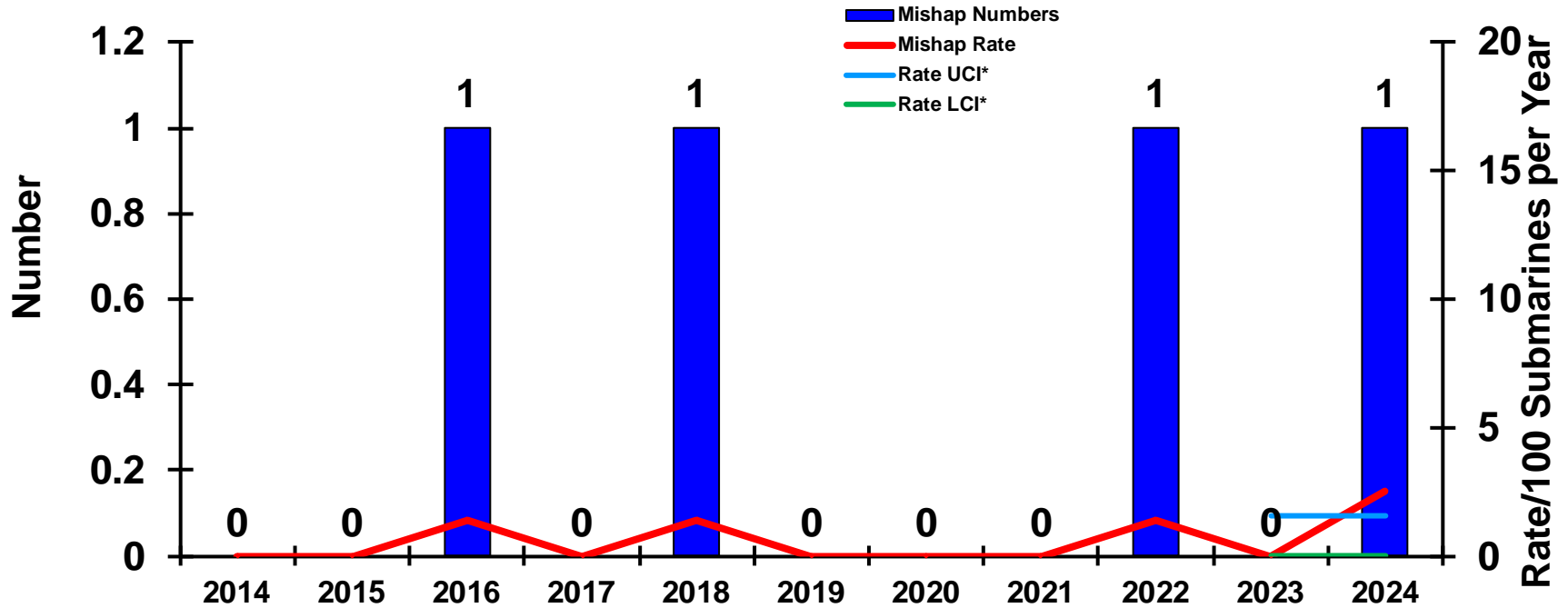


	<u>23-Apr-24</u>	<u>23-Apr-23</u>
CLASS A MISHAPS/MISHAP RATE FY COMPARISON:	5/3.02	5/3.02
FY23 MISHAPS/MISHAP RATE:	8/2.70	
10-YEAR AVERAGE (FY14-FY23) MISHAPS/MISHAP RATE:	4.80/1.62	

*see last slide for definition of UCI/LCI



CLASS A SUBMARINE MISHAPS

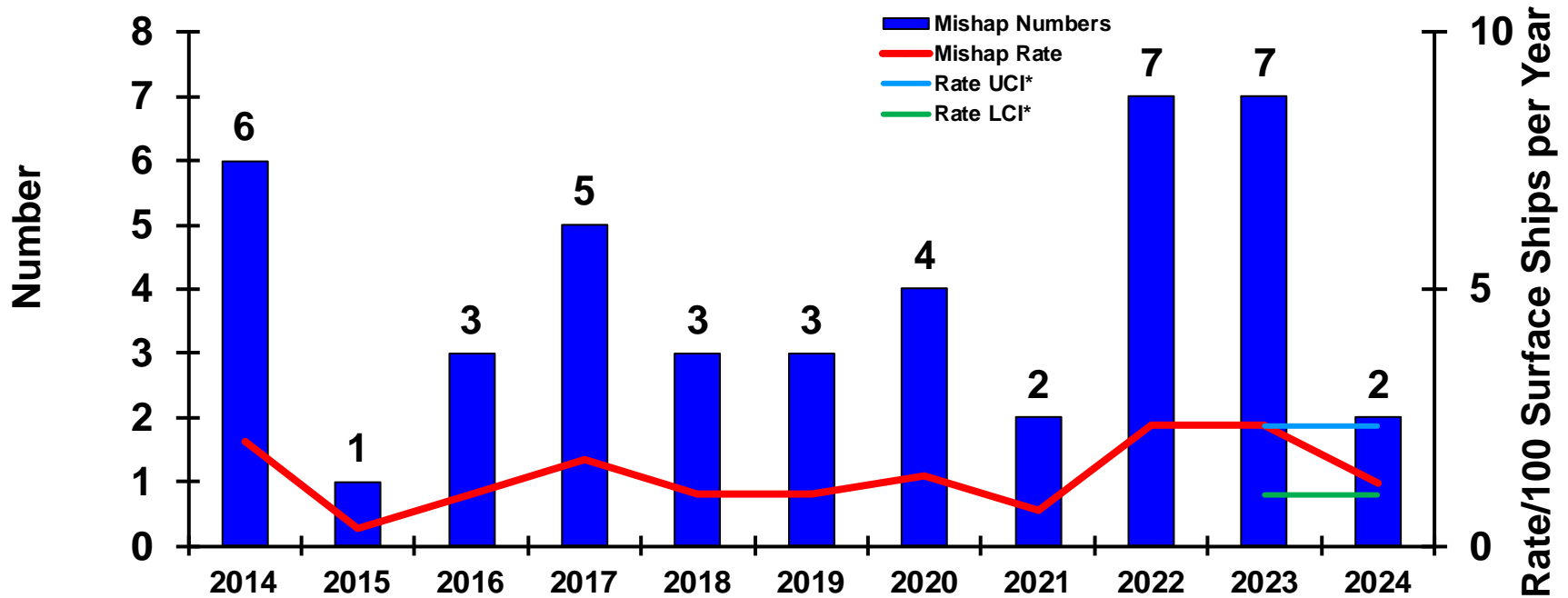


	<u>23-Apr-24</u>	<u>23-Apr-23</u>
CLASS A MISHAPS/MISHAP RATE FY COMPARISON:	1/2.52	0/0.00
FY23 MISHAPS/MISHAP RATE:	0/0.00	
10-YEAR AVERAGE (FY14-FY23) MISHAPS/MISHAP RATE:	0.30/0.42	

*see last slide for definition of UCI/LCI



CLASS A SURFACE SHIP MISHAPS

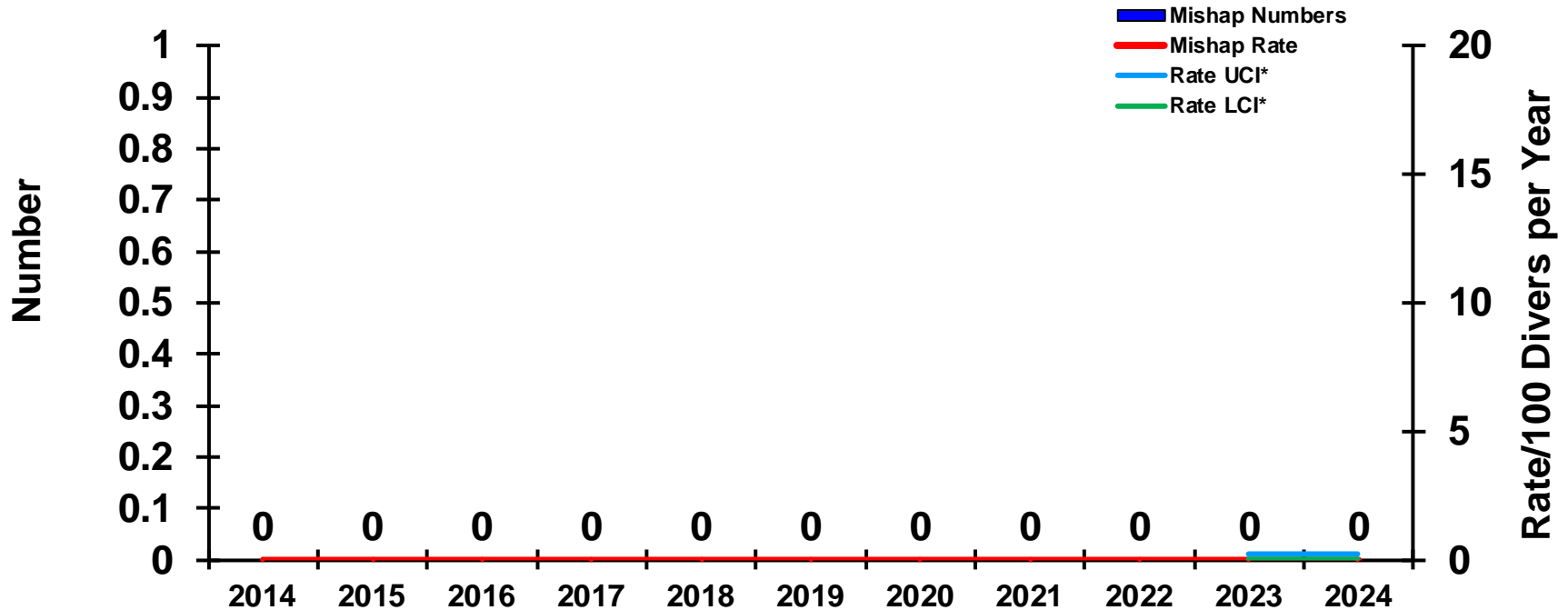


	<u>23-Apr-24</u>	<u>23-Apr-23</u>
CLASS A MISHAPS/MISHAP RATE FY COMPARISON:	2/1.21	4/2.42
FY23 MISHAPS/MISHAP RATE:	7/2.36	
10-YEAR AVERAGE (FY14-FY23) MISHAPS/MISHAP RATE:	4.10/1.39	

*see last slide for definition of UCI/LCI



CLASS A DIVING MISHAPS

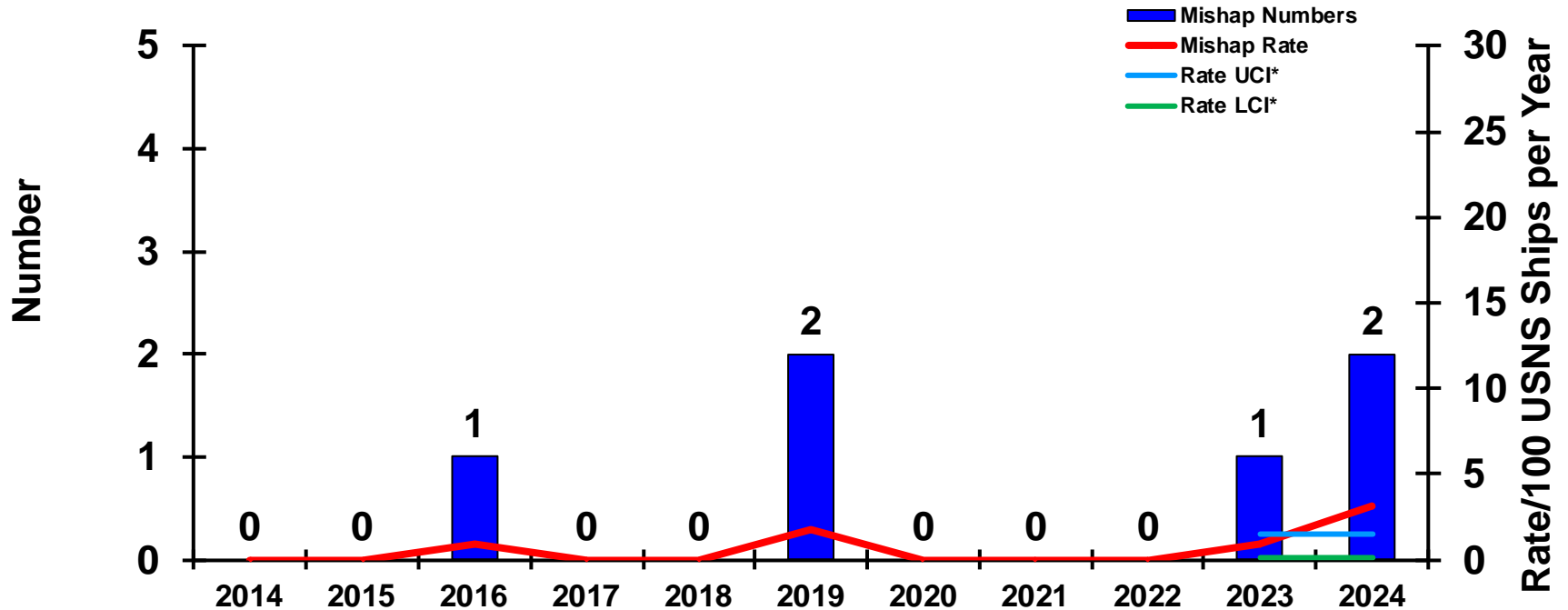


	<u>23-Apr-24</u>	<u>23-Apr-23</u>
CLASS A MISHAPS/MISHAP RATE FY COMPARISON:	0/0.00	0/0.00
FY23 MISHAPS/MISHAP RATE:	0/0.00	
10-YEAR AVERAGE (FY14-FY23) MISHAPS/MISHAP RATE:	0.00/0.00	

*see last slide for definition of UCI/LCI



CLASS A MSC AFLOAT MISHAPS

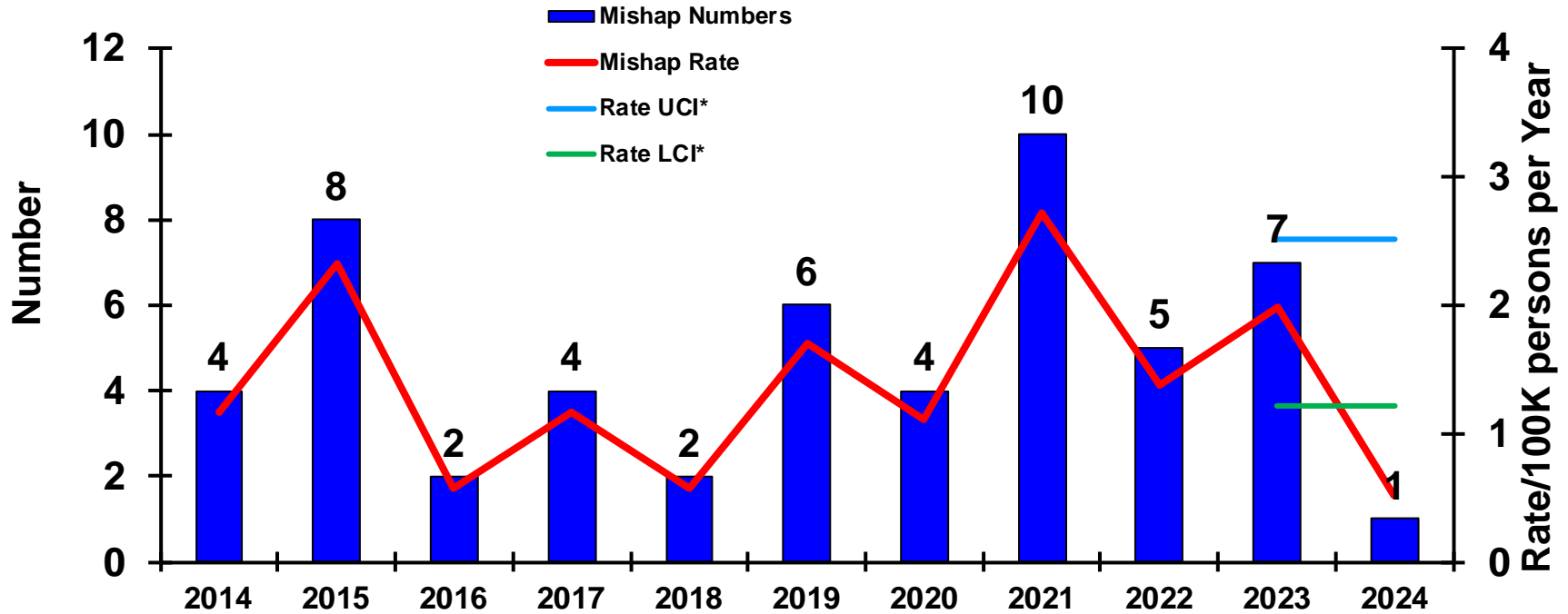


	<u>23-Apr-24</u>	<u>23-Apr-23</u>
CLASS A MISHAPS/MISHAP RATE FY COMPARISON:	2/3.08	1/1.54
FY23 MISHAPS/MISHAP RATE:	1/0.86	
10-YEAR AVERAGE (FY14-FY23) MISHAPS/MISHAP RATE:	0.40/0.34	

*see last slide for definition of UCI/LCI



CLASS A SHORE ON-DUTY MISHAPS

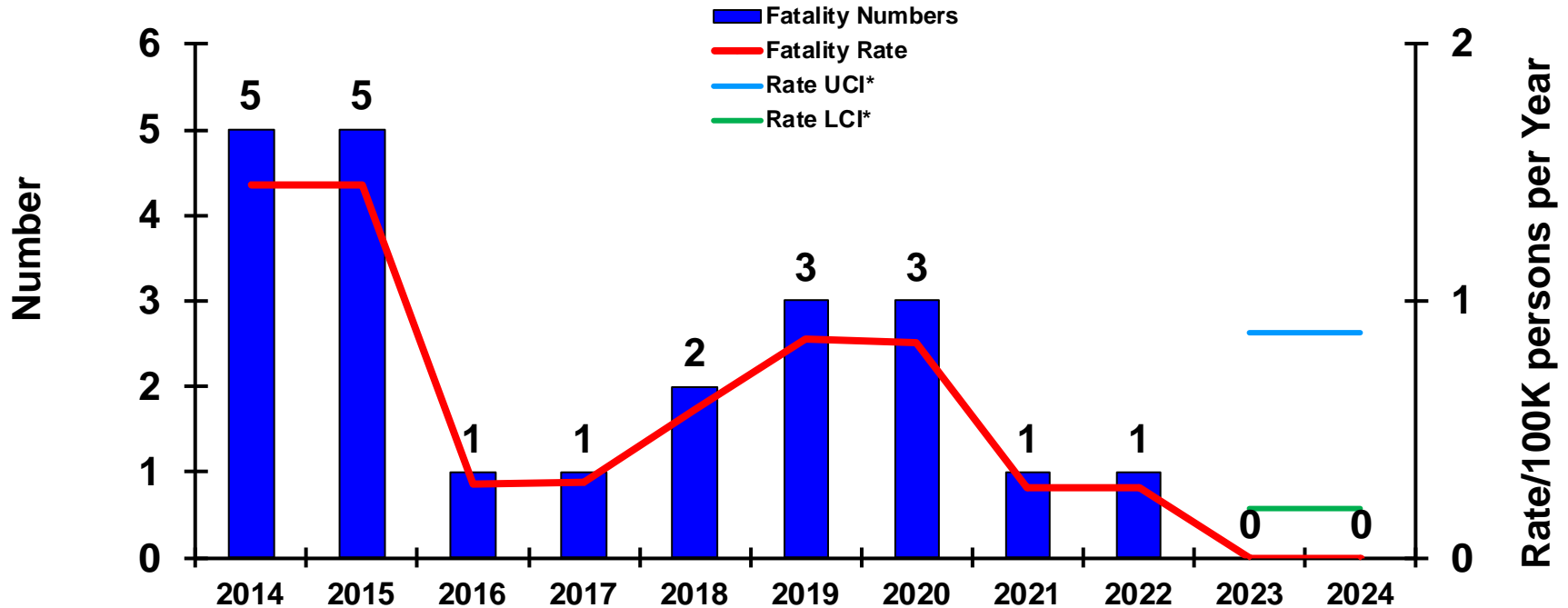


	<u>23-Apr-24</u>	<u>23-Apr-23</u>
CLASS A MISHAPS/MISHAP RATE FY COMPARISON:	1/0.52	5/2.53
FY23 MISHAPS/MISHAP RATE:	7/1.98	
10-YEAR AVERAGE (FY14-FY23) MISHAPS/MISHAP RATE:	5.20/1.47	

*see last slide for definition of UCI/LCI



PHYSICAL TRAINING FATALITIES

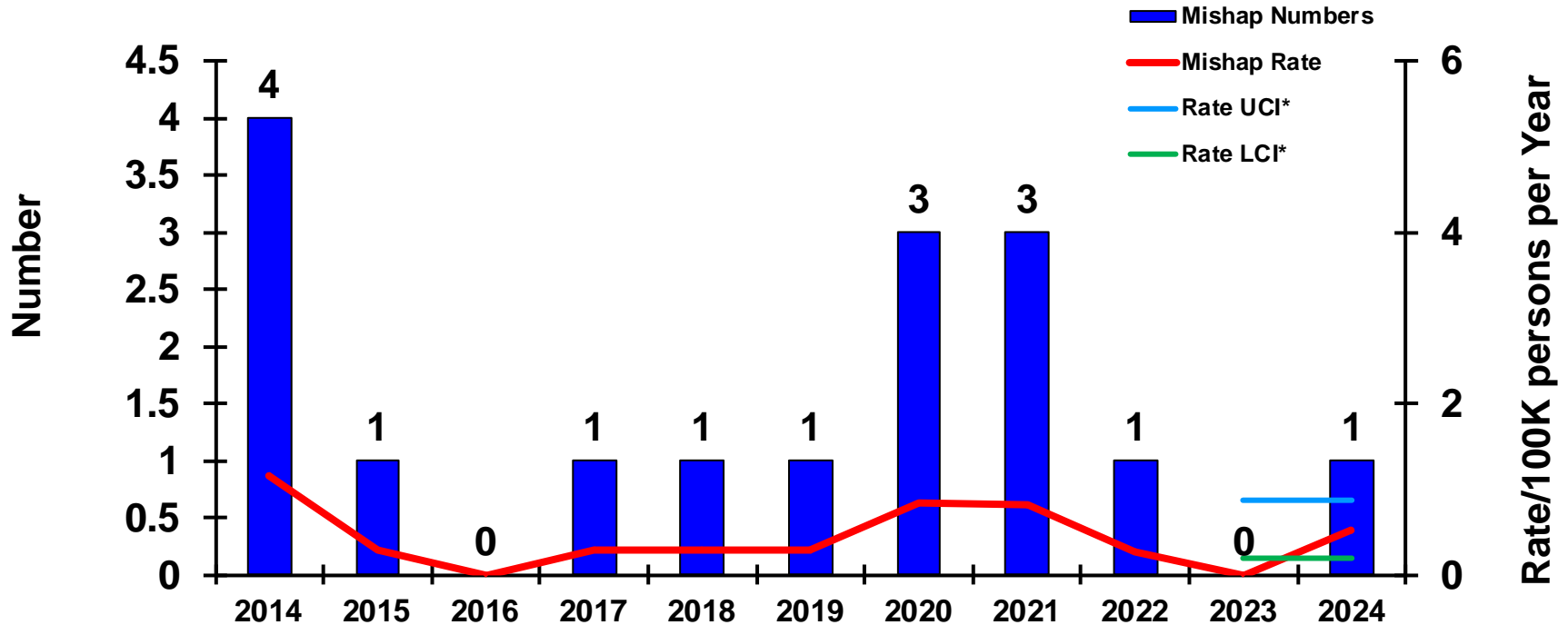


	<u>23-Apr-24</u>	<u>23-Apr-23</u>
CLASS A MISHAPS/MISHAP RATE FY COMPARISON:	0/0.00	0/0.00
FY23 MISHAPS/MISHAP RATE:	0/0.00	
10-YEAR AVERAGE (FY14-FY23) MISHAPS/MISHAP RATE:	2.20/0.63	

*see last slide for definition of UCI/LCI



CLASS A ON-DUTY MV MISHAPS

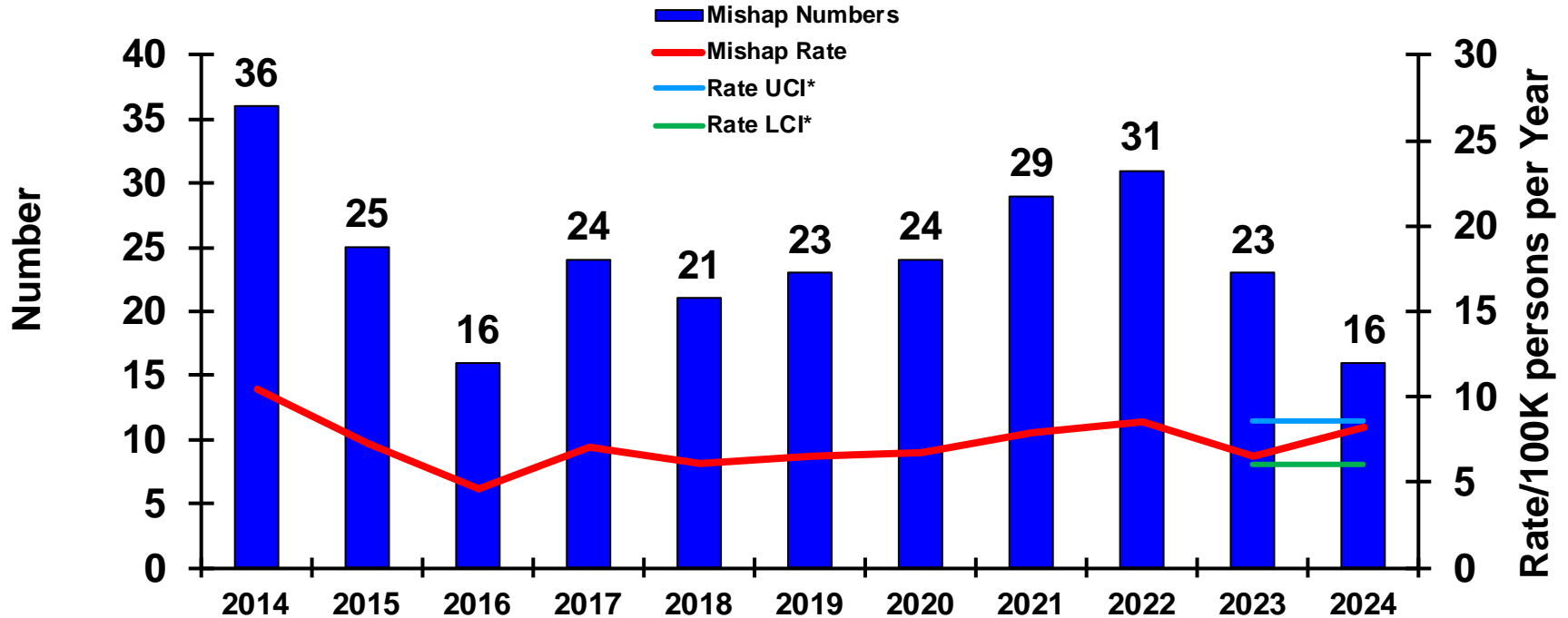


	<u>23-Apr-24</u>	<u>23-Apr-23</u>
CLASS A MISHAPS/MISHAP RATE FY COMPARISON:	1/0.52	0/0.00
FY23 MISHAPS/MISHAP RATE:	0/0.00	
10-YEAR AVERAGE (FY14-FY23) MISHAPS/MISHAP RATE:	1.50/0.42	

*see last slide for definition of UCI/LCI



TOTAL CLASS A ON-DUTY MISHAPS

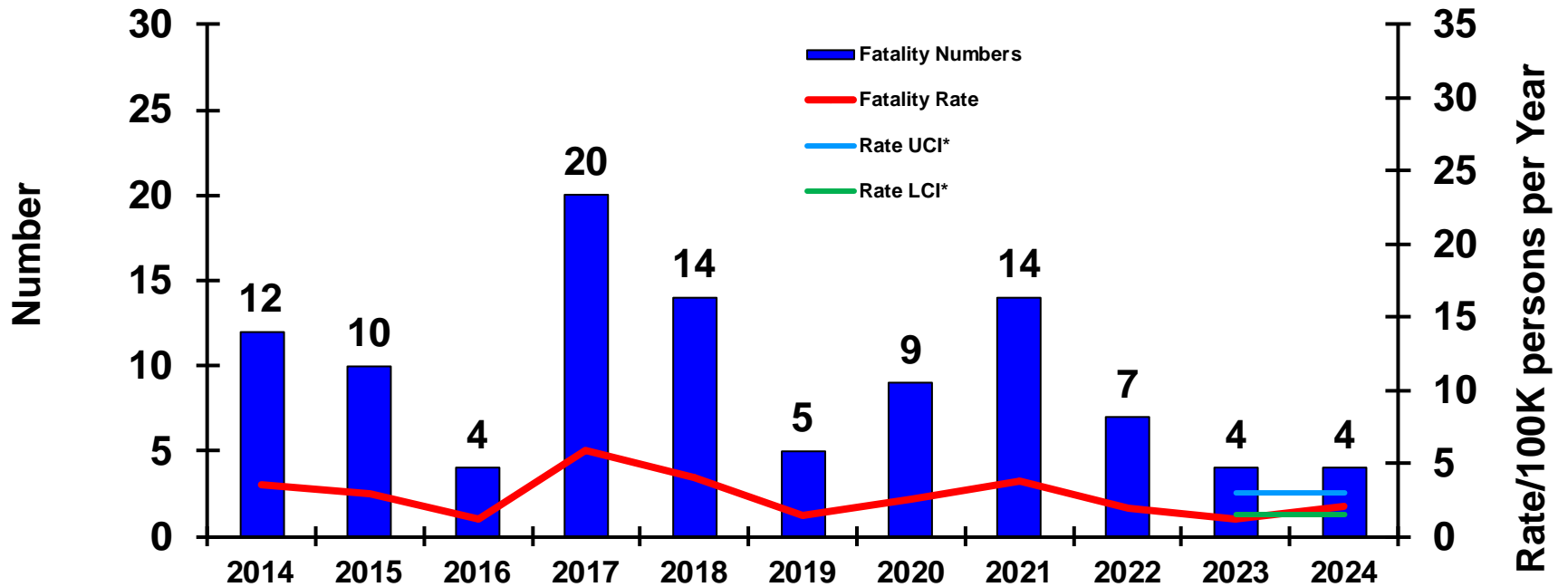


	<u>23-Apr-24</u>	<u>23-Apr-23</u>
CLASS A MISHAPS/MISHAP RATE FY COMPARISON:	16/8.26	13/6.58
FY23 MISHAPS/MISHAP RATE:	23/6.51	
10-YEAR AVERAGE (FY14-FY23) MISHAPS/MISHAP RATE:	25.20/7.15	

*see last slide for definition of UCI/LCI



ON-DUTY FATALITIES



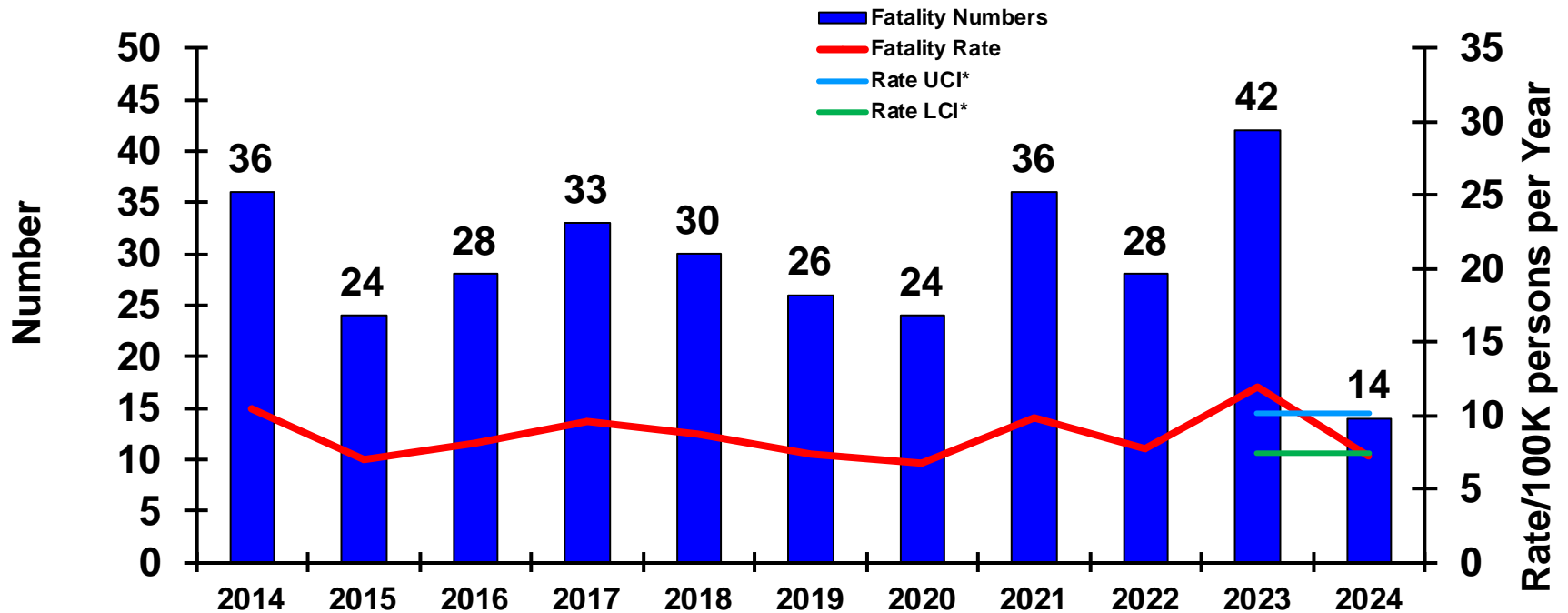
Slide does not show Government Civilian Fatalities: FY24 - 1

	<u>23-Apr-24</u>	<u>23-Apr-23</u>
CLASS A MISHAPS/MISHAP RATE FY COMPARISON:	4/2.06	2/1.01
FY23 MISHAPS/MISHAP RATE:	4/1.13	
10-YEAR AVERAGE (FY14-FY23) MISHAPS/MISHAP RATE:	9.90/2.82	

*see last slide for definition of UCI/LCI



TOTAL PMV FATALITIES



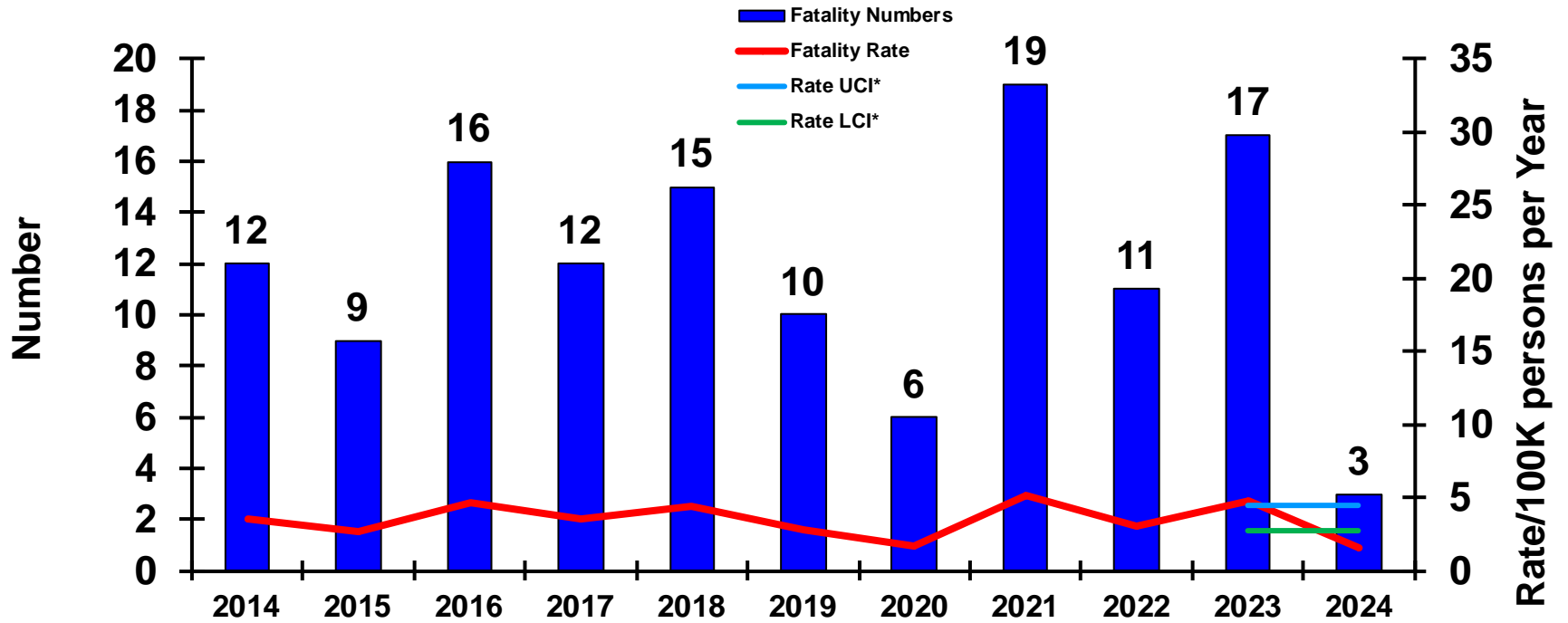
Pedestrian Fatalities this FY: 1

	<u>23-Apr-24</u>	<u>23-Apr-23</u>
CLASS A MISHAPS/MISHAP RATE FY COMPARISON:	14/7.23	20/10.12
FY23 MISHAPS/MISHAP RATE:	42/11.88	
10-YEAR AVERAGE (FY14-FY23) MISHAPS/MISHAP RATE:	30.70/8.73	

*see last slide for definition of UCI/LCI



PMV-4 FATALITIES



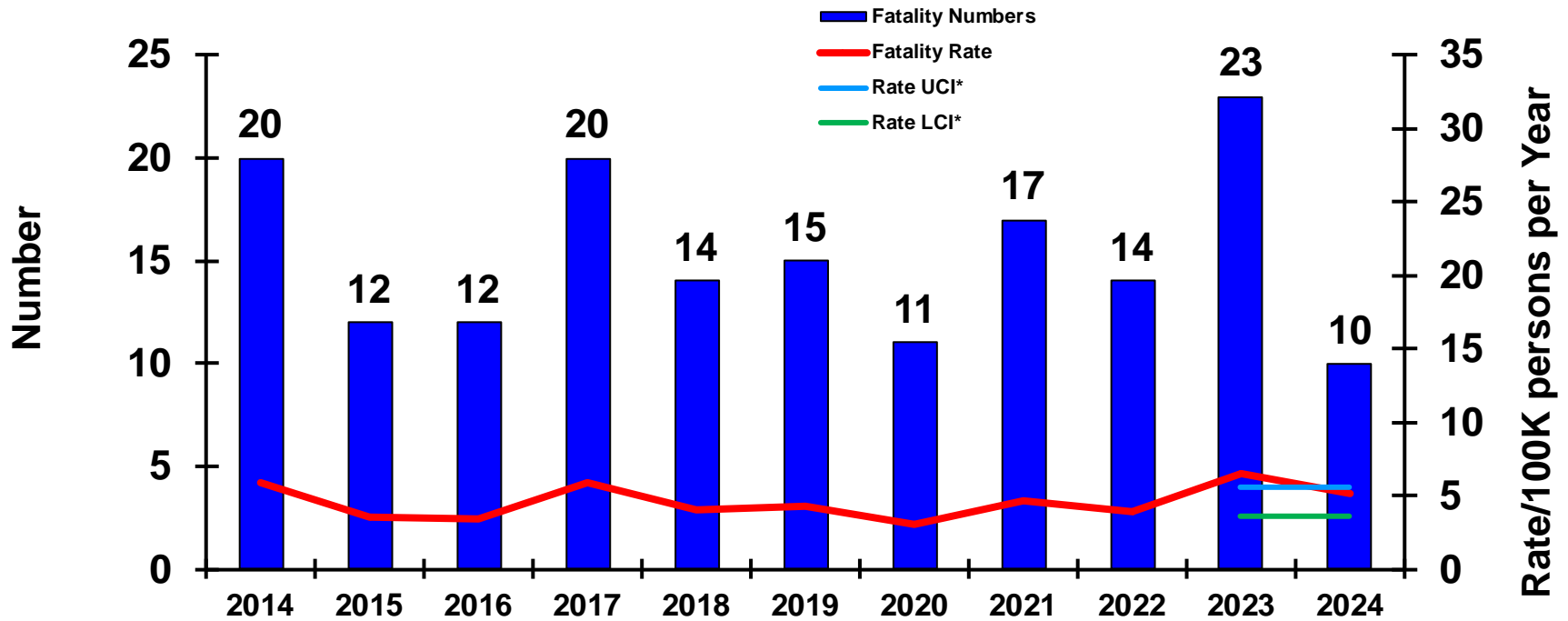
Pedestrian Fatalities this FY: 1

	<u>23-Apr-24</u>	<u>23-Apr-23</u>
CLASS A MISHAPS/MISHAP RATE FY COMPARISON:	3/1.55	12/6.07
FY23 MISHAPS/MISHAP RATE:	17/4.81	
10-YEAR AVERAGE (FY14-FY23) MISHAPS/MISHAP RATE:	12.70/3.61	

*see last slide for definition of UCI/LCI



PMV-2 FATALITIES



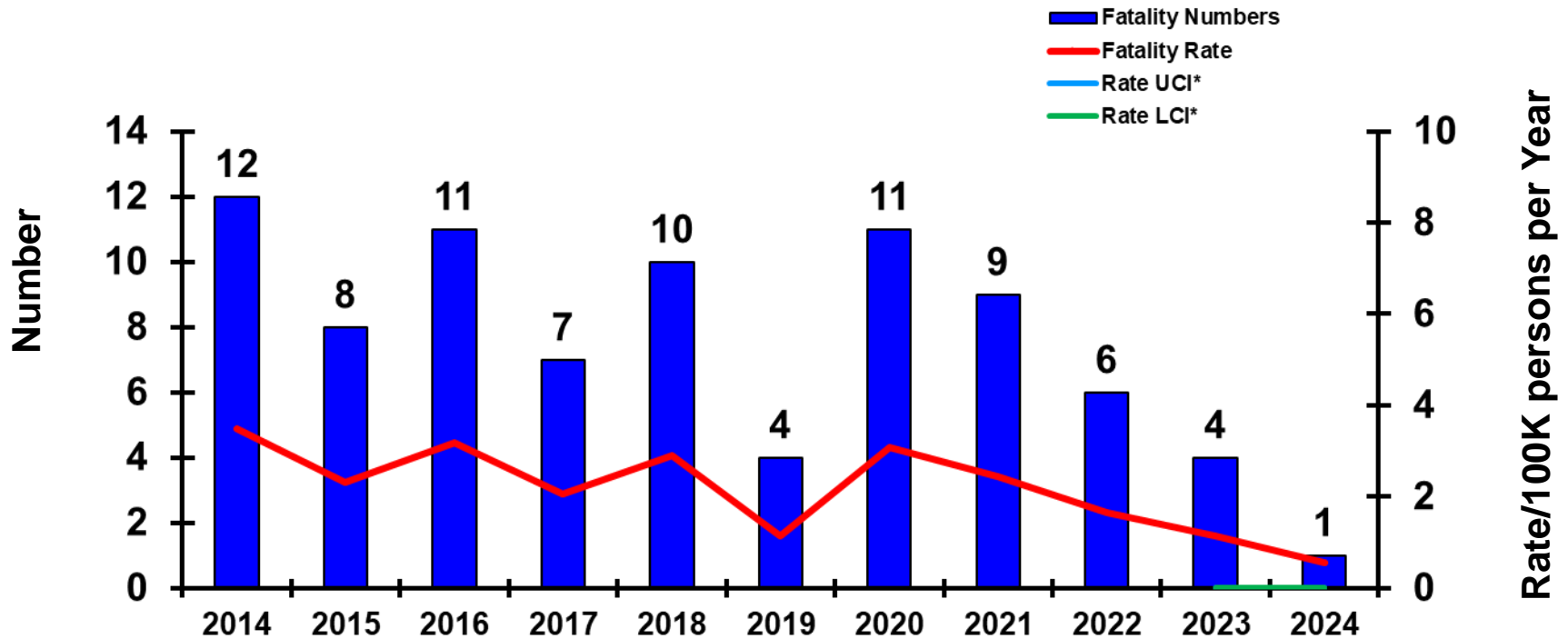
Pedestrian Fatalities this FY: 1

	<u>23-Apr-24</u>	<u>23-Apr-23</u>
CLASS A MISHAPS/MISHAP RATE FY COMPARISON:	10/5.16	7/3.54
FY23 MISHAPS/MISHAP RATE:	23/6.51	
10-YEAR AVERAGE (FY14-FY23) MISHAPS/MISHAP RATE:	15.80/4.50	

*see last slide for definition of UCI/LCI



OFF-DUTY/REC FATALITIES

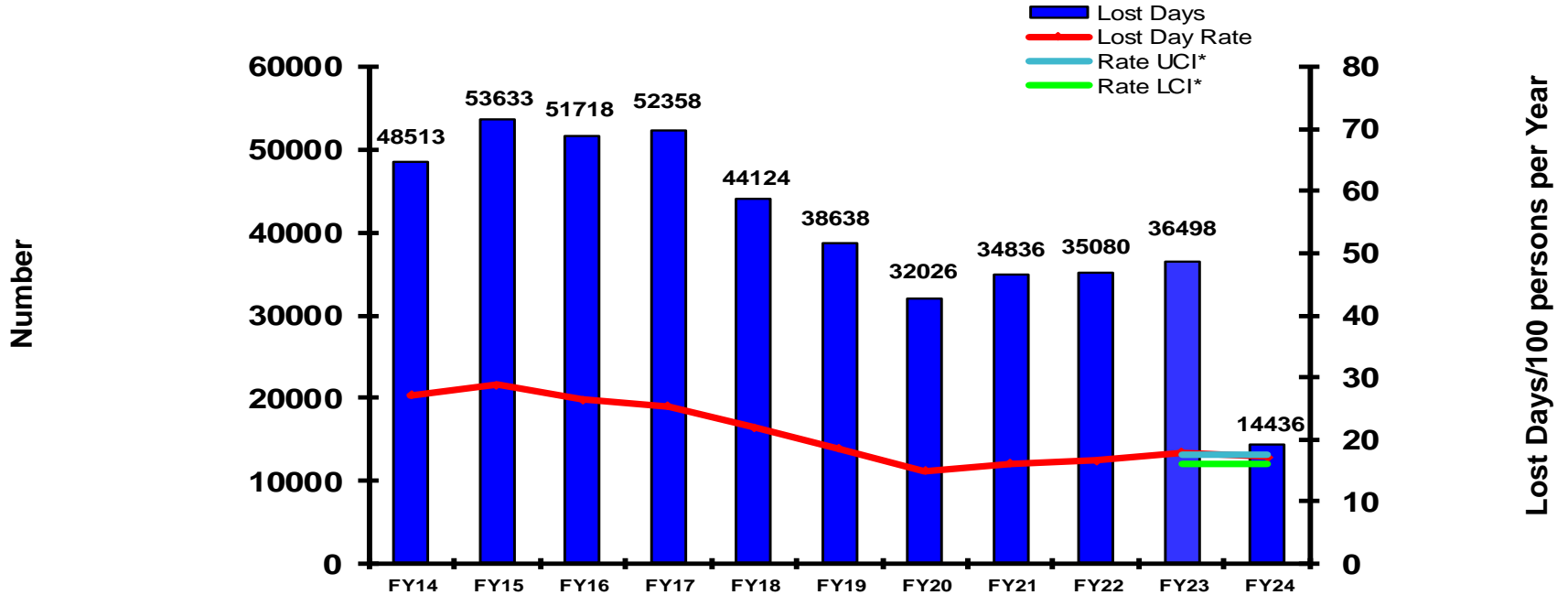


	23-Apr-24	23-Apr-23
CLASS A MISHAPS/MISHAP RATE FY COMPARISON:	1/0.52	4/2.02
FY23 MISHAPS/MISHAP RATE:	4/1.13	
10-YEAR AVERAGE (FY14-FY23) MISHAPS/MISHAP RATE:	8.20/2.33	

*see last slide for definition of UCI/LCI



CIVILIAN LOST WORK DAY

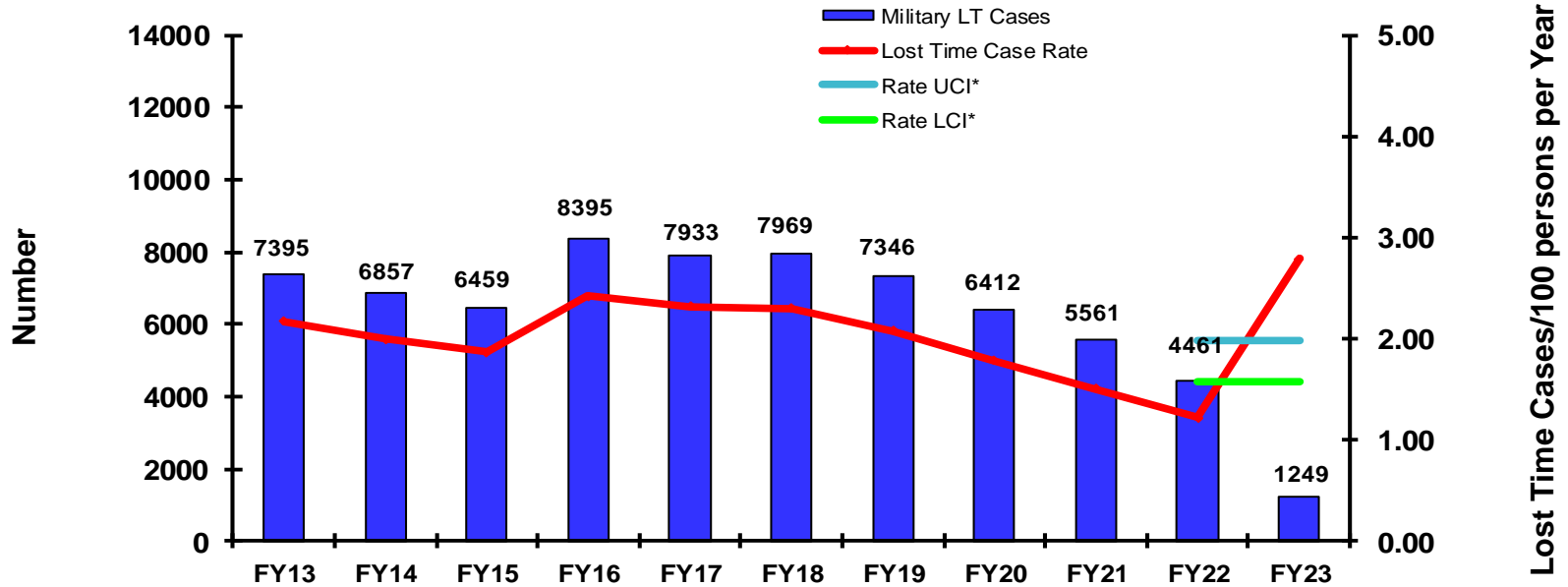


	<u>15 Apr 24</u>
LOST WORK DAY FY RATE COMPARISON:	17.10
FY23 LOST WORK DAY RATE:	17.88
5-YEAR AVERAGE (FY19-23) LOST WORK DAY RATE:	16.86

*see last slide for definition of UCI/LCI



MILITARY LOST TIME CASE RATE



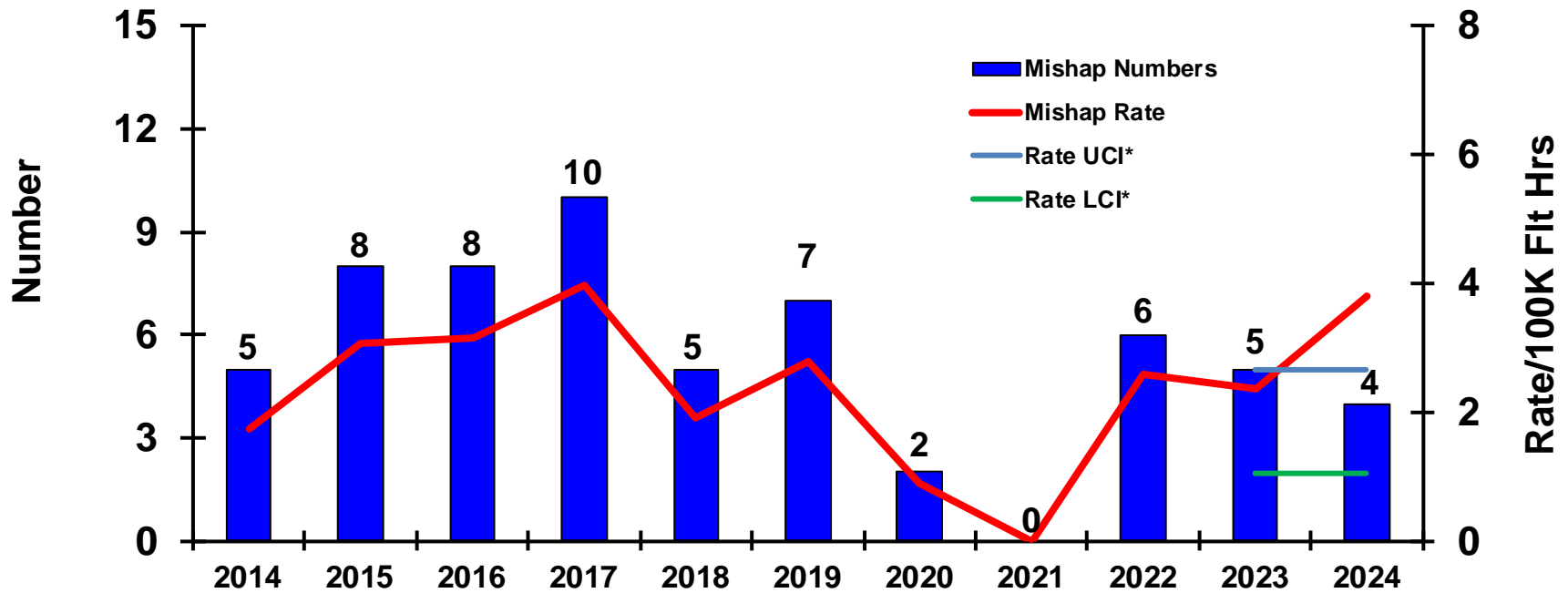
	<u>31 Jul 23</u>
LOST WORK TIME CASE RATE:	0.42
FY23 LOST TIME CASE RATE:	1.23
5-YEAR AVERAGE (FY18-22) LOST TIME CASE RATE:	1.99

*see last slide for definition of UCI/LCI



CLASS A FLIGHT MISHAPS

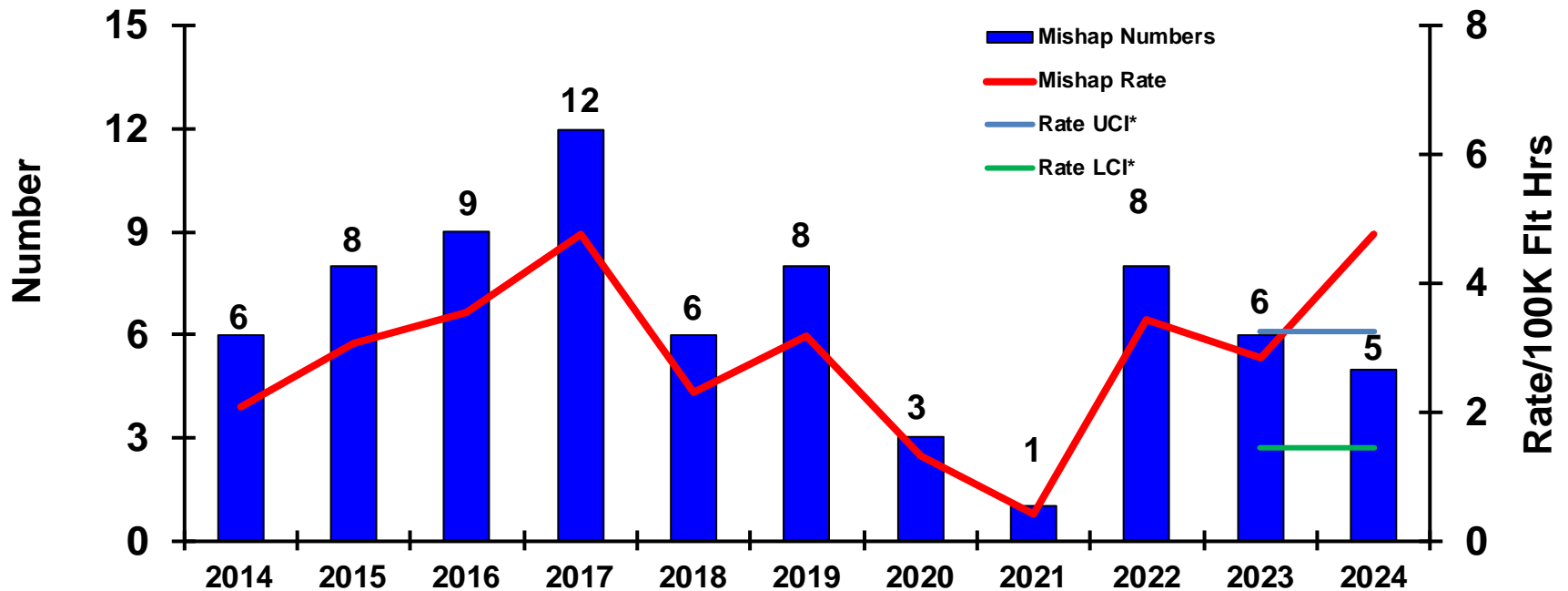
Manned Aircraft Only



	<u>23-Apr-24</u>	<u>23-Apr-23</u>
CLASS A MISHAPS/MISHAP RATE FY COMPARISON:	4/3.81	1/0.84
FY23 MISHAPS/MISHAP RATE:	5/2.36	
10-YEAR AVERAGE (FY14-FY23) MISHAPS/MISHAP RATE:	5.60/2.24	



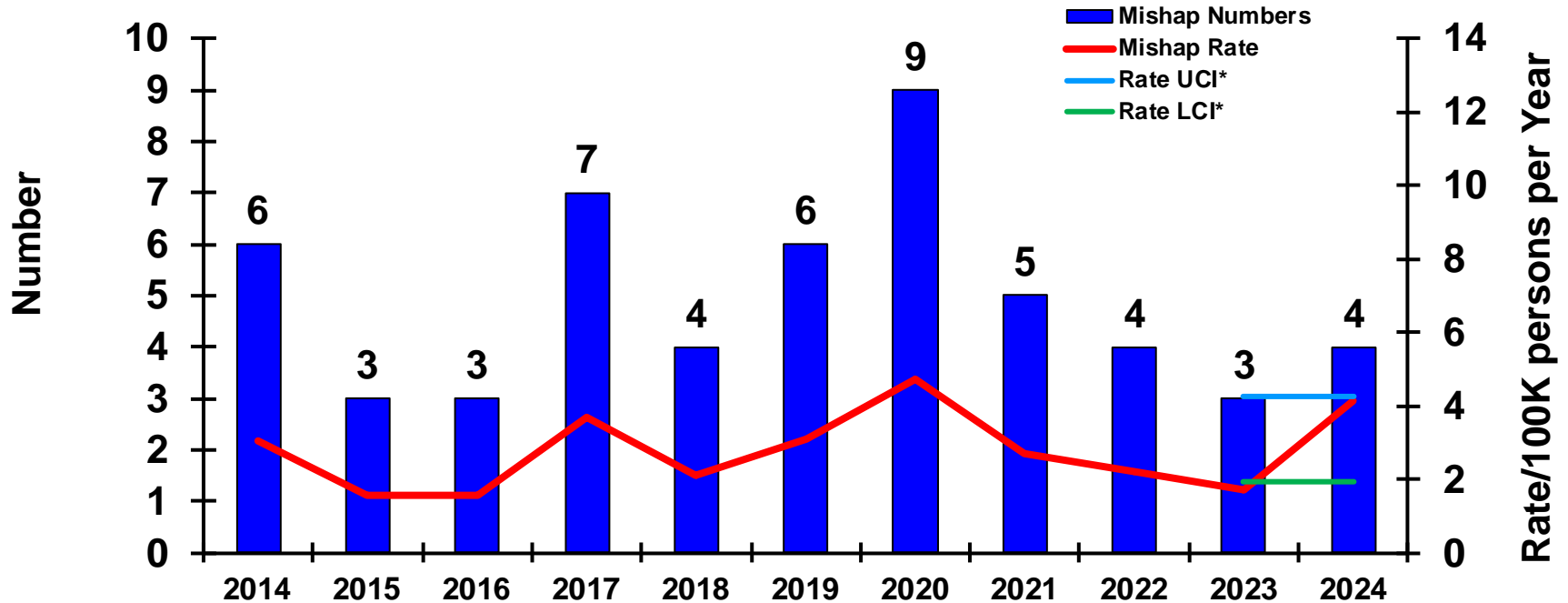
CLASS A AVIATION MISHAPS



	<u>23-Apr-24</u>	<u>23-Apr-23</u>
CLASS A MISHAPS/MISHAP RATE FY COMPARISON:	5/4.77	2/1.69
FY23 MISHAPS/MISHAP RATE:	6/2.83	
10-YEAR AVERAGE (FY14-FY23) MISHAPS/MISHAP RATE:	6.70/2.69	



CLASS A GROUND ON-DUTY MISHAPS

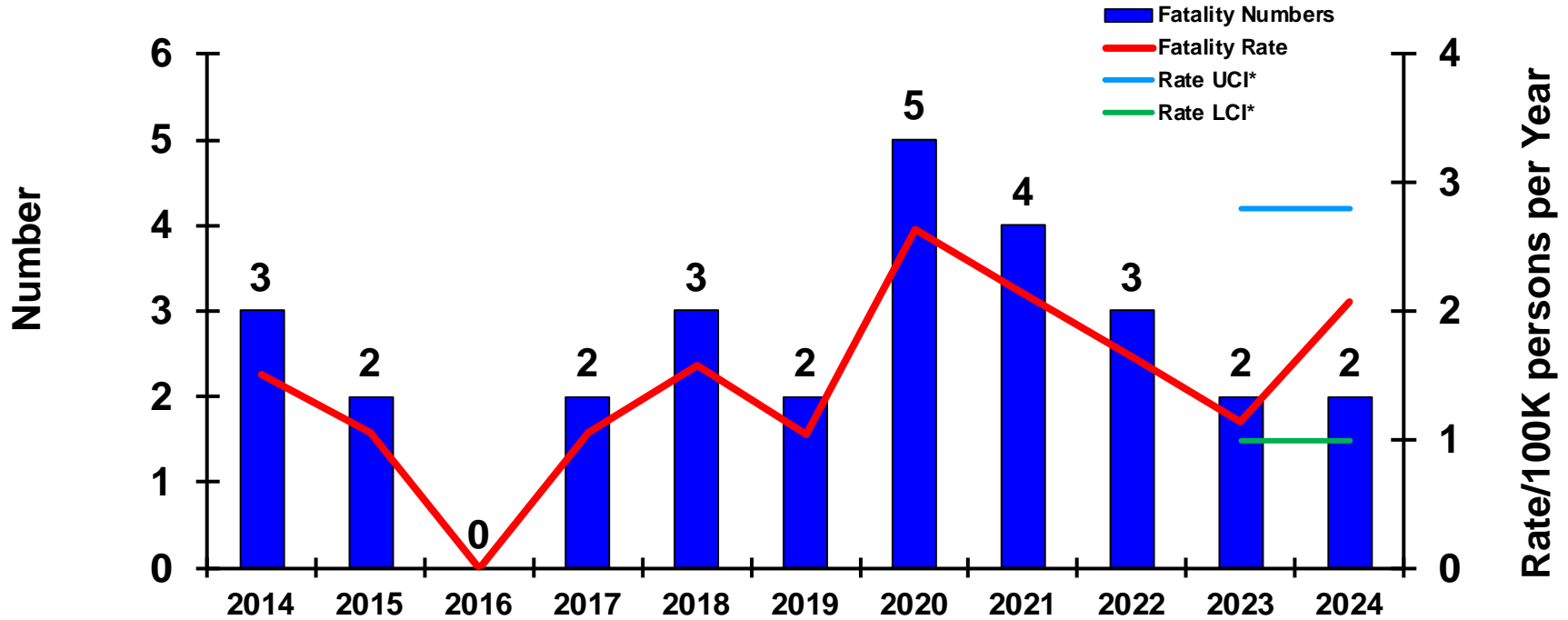


	<u>23-Apr-24</u>	<u>23-Apr-23</u>
CLASS A MISHAPS/MISHAP RATE FY COMPARISON:	4/4.14	1/1.02
FY23 MISHAPS/MISHAP RATE:	3/1.70	
10-YEAR AVERAGE (FY14-FY23) MISHAPS/MISHAP RATE:	5.00/2.64	

*see last slide for definition of UCI/LCI



PHYSICAL TRAINING FATALITIES

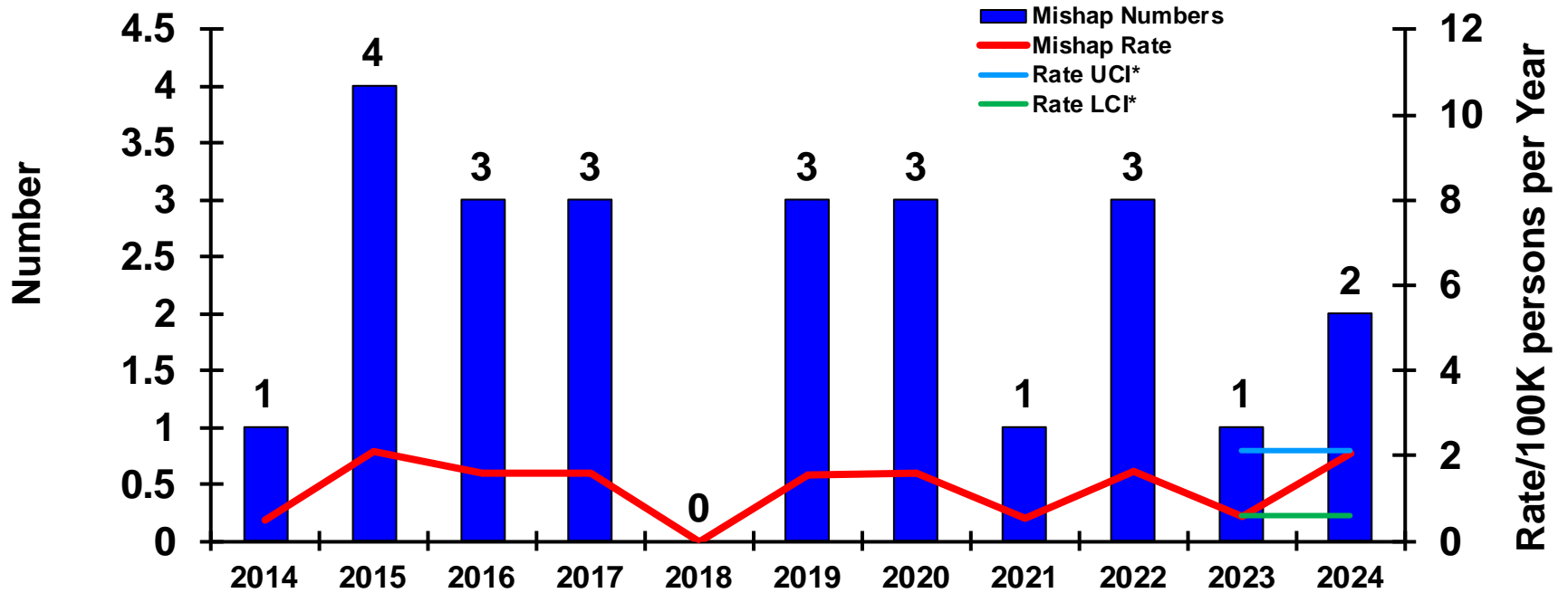


	<u>23-Apr-24</u>	<u>23-Apr-23</u>
CLASS A MISHAPS/MISHAP RATE FY COMPARISON:	2/2.07	1/1.02
FY23 MISHAPS/MISHAP RATE:	2/1.14	
10-YEAR AVERAGE (FY14-FY23) MISHAPS/MISHAP RATE:	2.60/1.38	

*see last slide for definition of UCI/LCI



CLASS A ON-DUTY MV MISHAPS

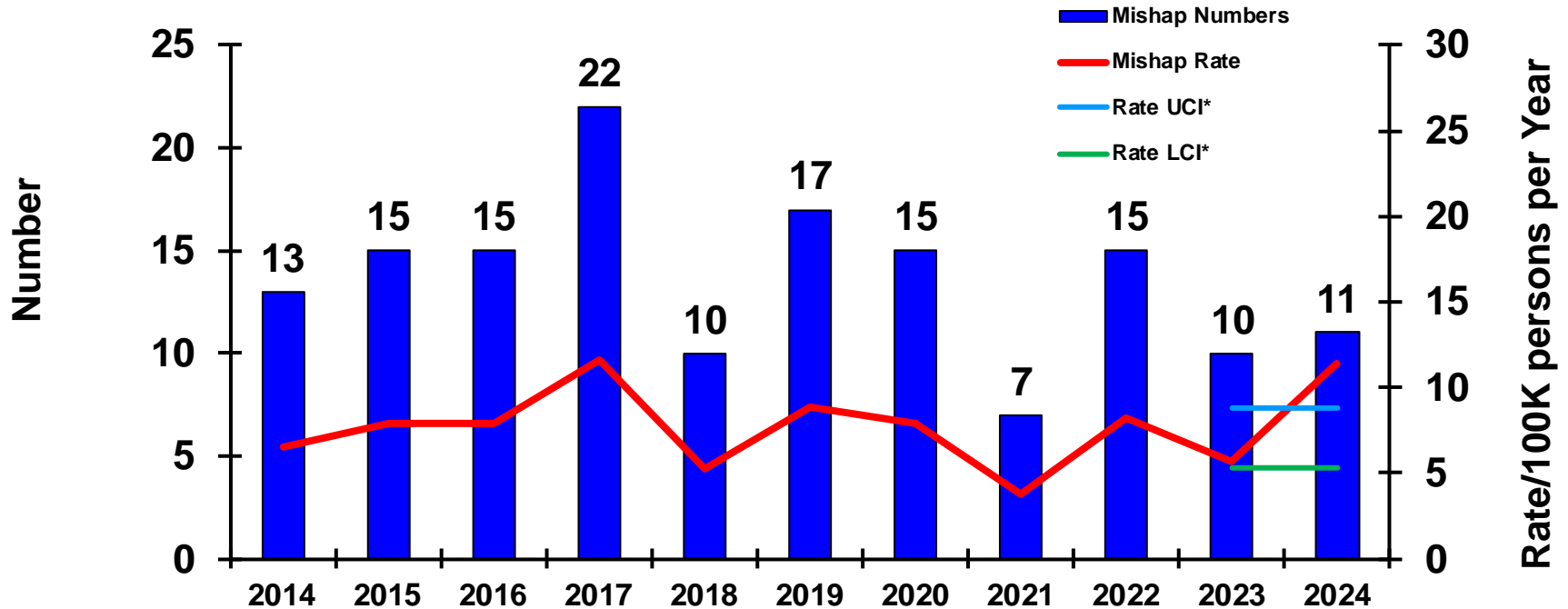


	<u>23-Apr-24</u>	<u>23-Apr-23</u>
CLASS A MISHAPS/MISHAP RATE FY COMPARISON:	2/2.07	1/1.02
FY23 MISHAPS/MISHAP RATE:	1/0.57	
10-YEAR AVERAGE (FY14-FY23) MISHAPS/MISHAP RATE:	2.20/1.16	

*see last slide for definition of UCI/LCI



TOTAL CLASS A ON-DUTY MISHAPS

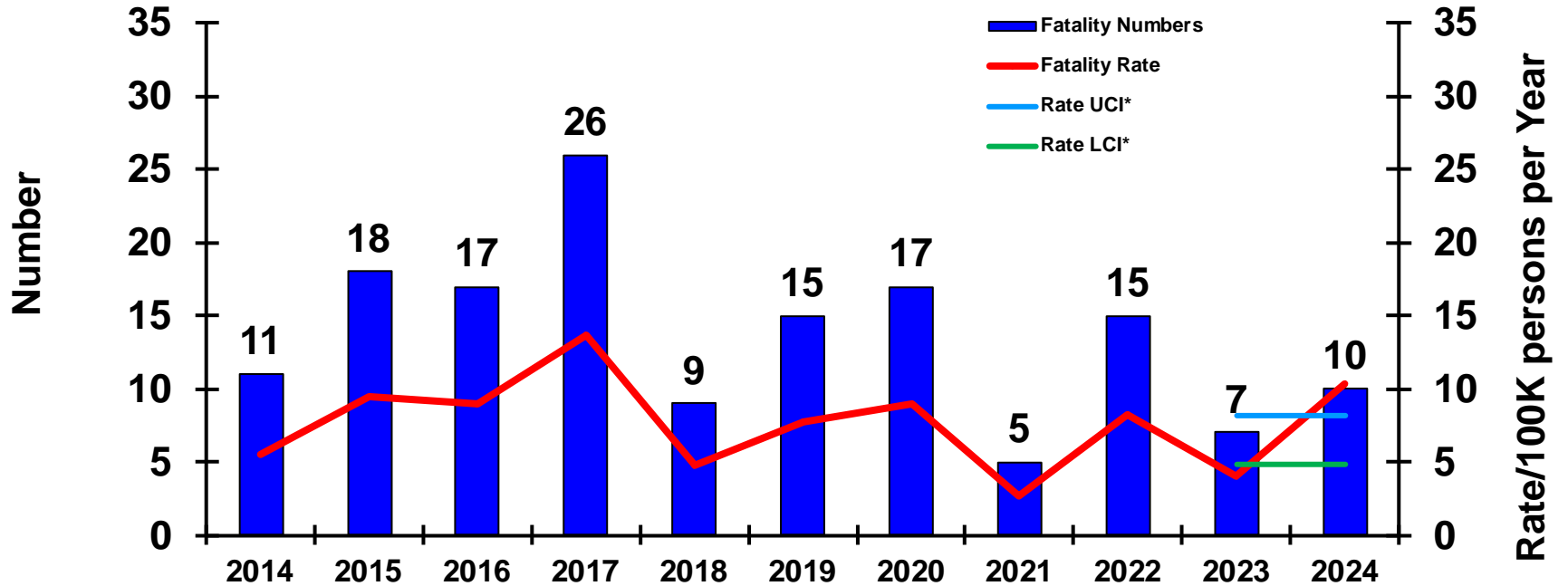


	<u>23-Apr-24</u>	<u>23-Apr-23</u>
CLASS A MISHAPS/MISHAP RATE FY COMPARISON:	11/11.39	4/4.07
FY23 MISHAPS/MISHAP RATE:	10/5.68	
10-YEAR AVERAGE (FY14-FY23) MISHAPS/MISHAP RATE:	13.90/7.35	

*see last slide for definition of UCI/LCI



ON-DUTY FATALITIES



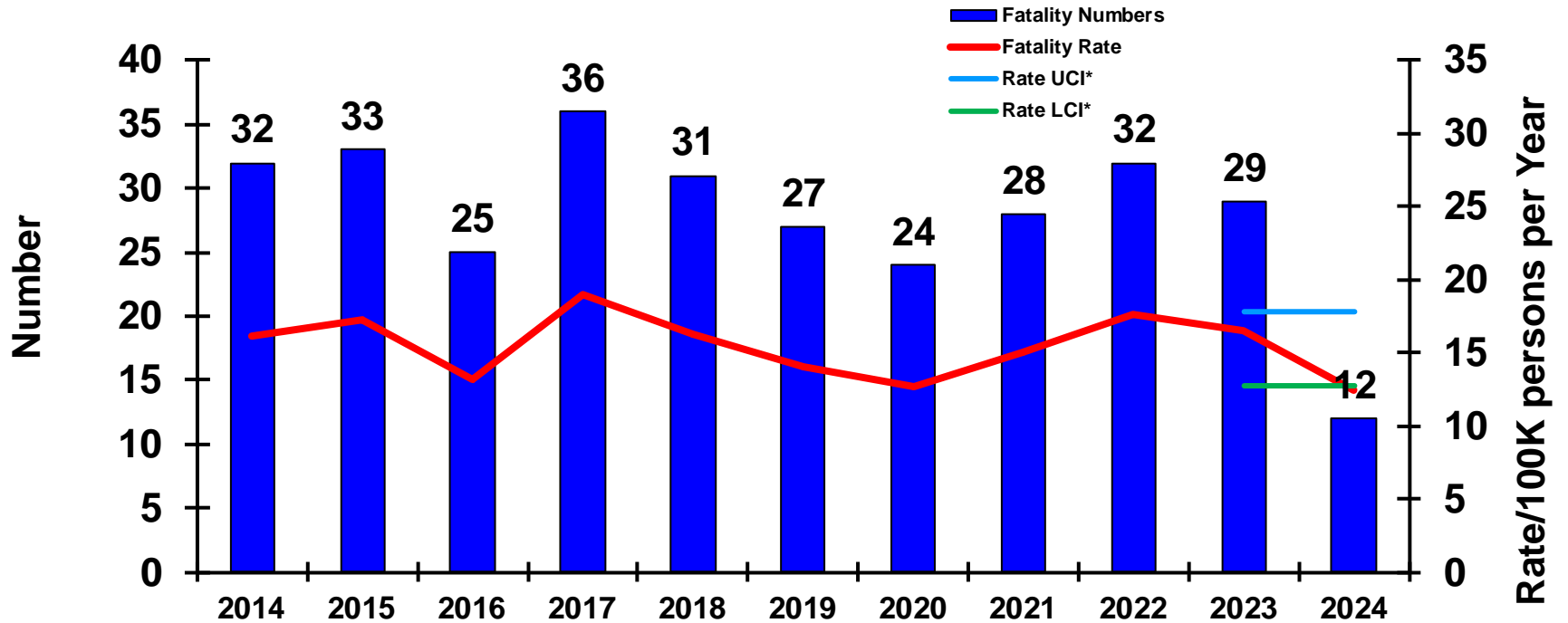
Slide does not show Government Civilian Fatalities: FY24 - 0

	<u>23-Apr-24</u>	<u>23-Apr-23</u>
CLASS A MISHAPS/MISHAP RATE FY COMPARISON:	10/10.36	1/1.02
FY23 MISHAPS/MISHAP RATE:	7/3.98	
10-YEAR AVERAGE (FY14-FY23) MISHAPS/MISHAP RATE:	14.00/7.39	

*see last slide for definition of UCI/LCI



TOTAL PMV FATALITIES



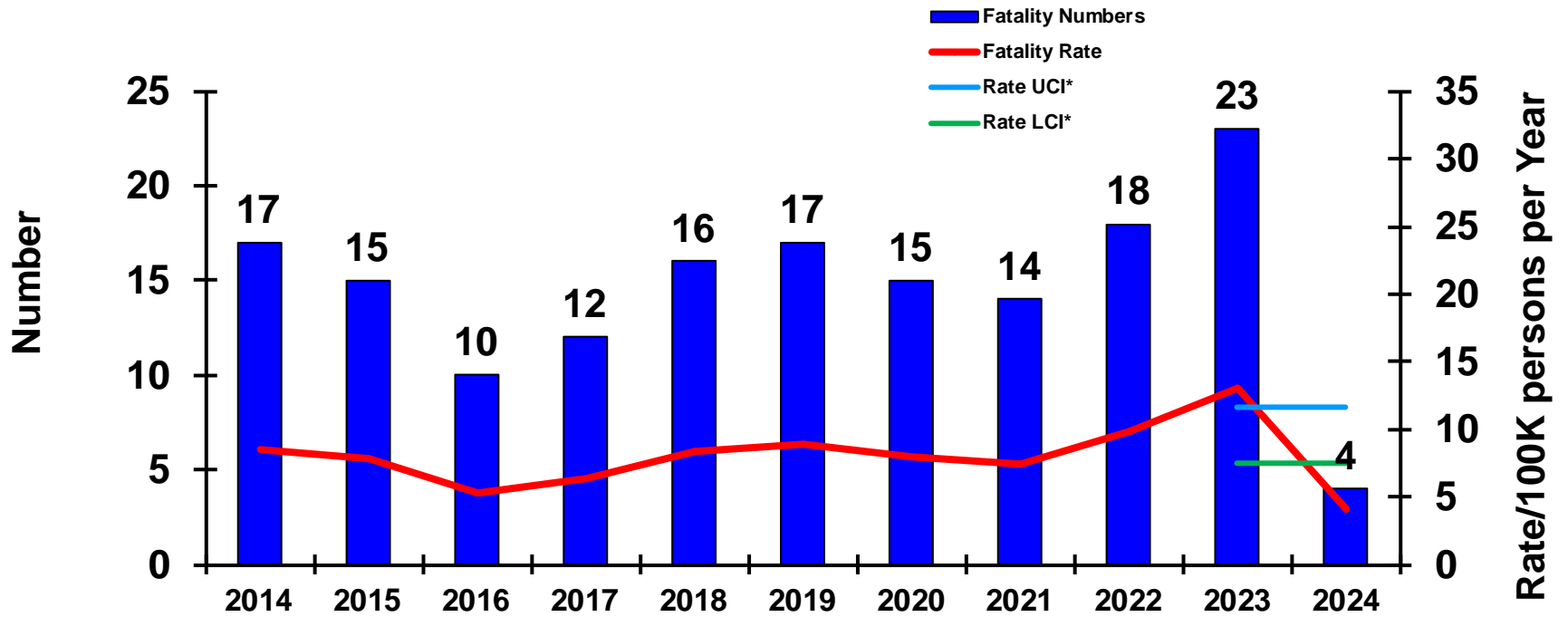
Pedestrian Fatalities this FY: 0

	<u>23-Apr-24</u>	<u>23-Apr-23</u>
CLASS A MISHAPS/MISHAP RATE FY COMPARISON:	12/12.43	14/14.23
FY23 MISHAPS/MISHAP RATE:	29/16.48	
10-YEAR AVERAGE (FY14-FY23) MISHAPS/MISHAP RATE:	29.70/15.74	

*see last slide for definition of UCI/LCI



PMV-4 FATALITIES



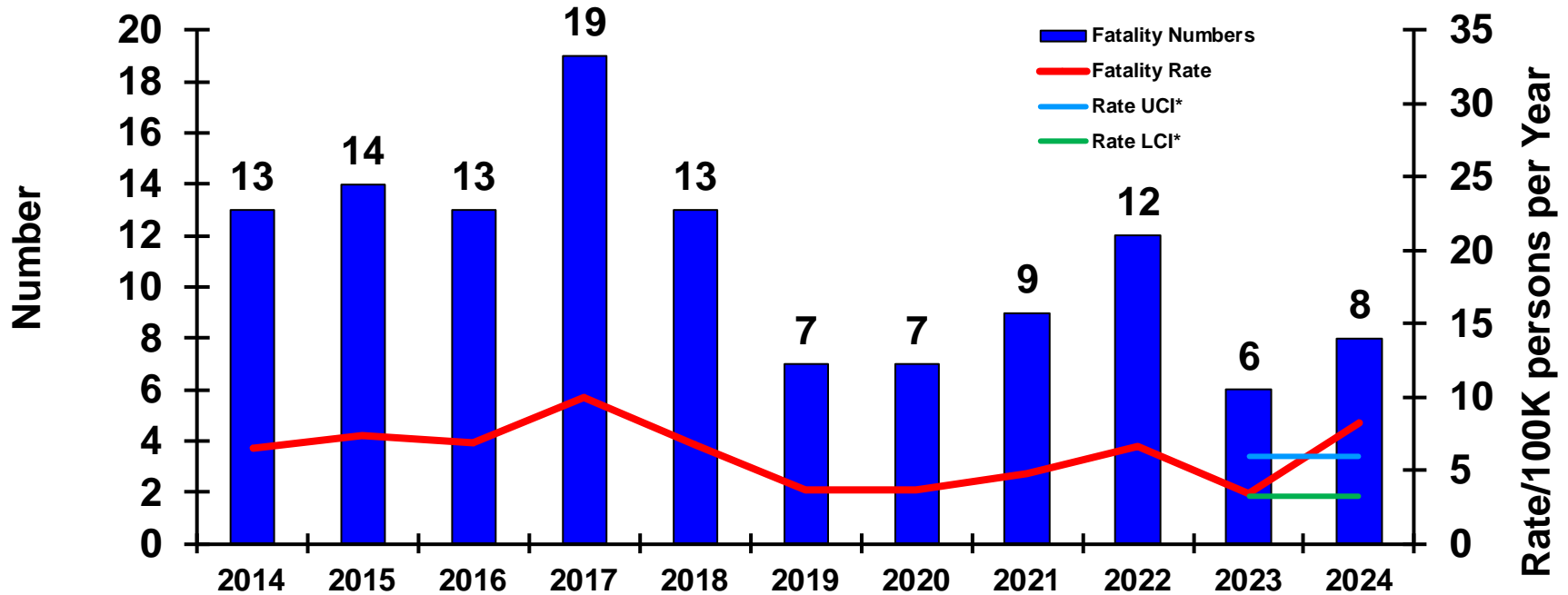
Pedestrian Fatalities this FY: 0

	<u>23-Apr-24</u>	<u>23-Apr-23</u>
CLASS A MISHAPS/MISHAP RATE FY COMPARISON:	4/4.14	12/12.20
FY23 MISHAPS/MISHAP RATE:	23/13.07	
10-YEAR AVERAGE (FY14-FY23) MISHAPS/MISHAP RATE:	15.70/8.35	

*see last slide for definition of UCI/LCI



PMV-2 FATALITIES



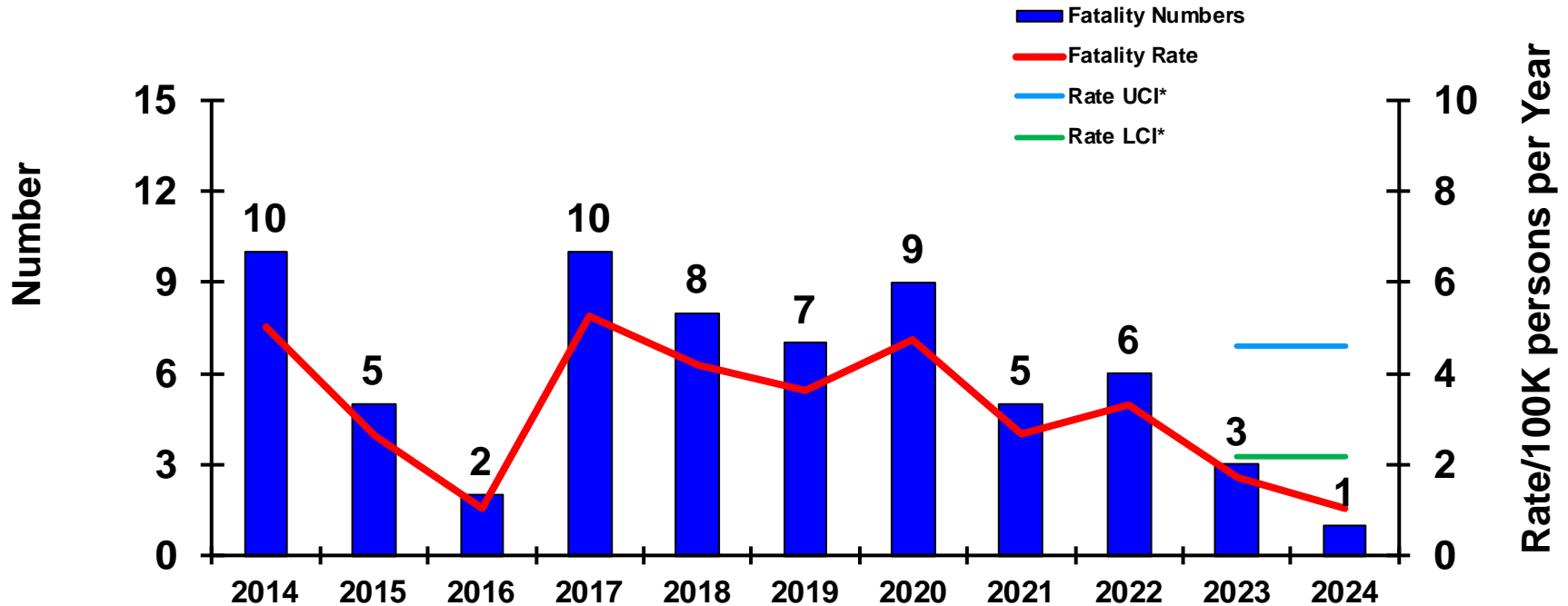
Pedestrian Fatalities this FY: 0

	<u>23-Apr-24</u>	<u>23-Apr-23</u>
CLASS A MISHAPS/MISHAP RATE FY COMPARISON:	8/8.29	2/2.03
FY23 MISHAPS/MISHAP RATE:	6/3.41	
10-YEAR AVERAGE (FY14-FY23) MISHAPS/MISHAP RATE:	11.30/5.96	

*see last slide for definition of UCI/LCI



OFF-DUTY/REC FATALITIES

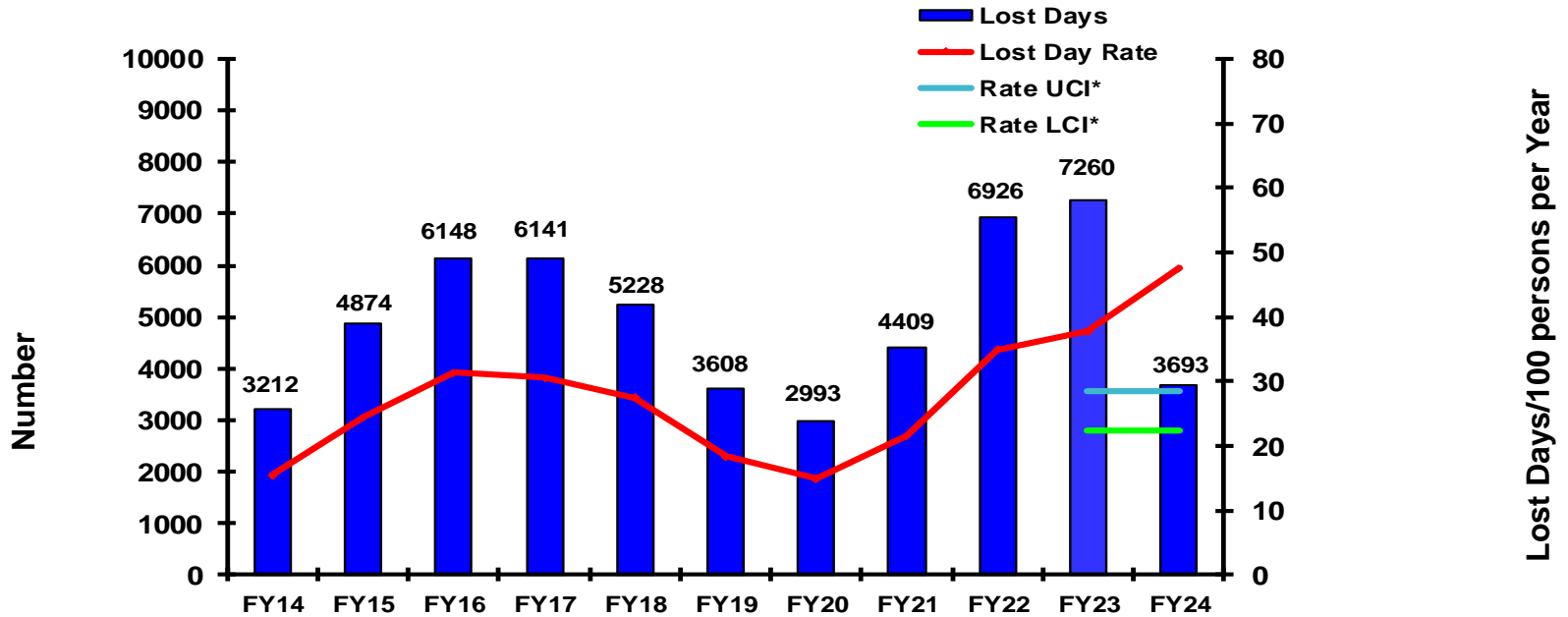


	<u>23-Apr-24</u>	<u>23-Apr-23</u>
CLASS A MISHAPS/MISHAP RATE FY COMPARISON:	1/1.04	3/3.05
FY23 MISHAPS/MISHAP RATE:	3/1.70	
10-YEAR AVERAGE (FY14-FY23) MISHAPS/MISHAP RATE:	6.50/3.42	

*see last slide for definition of UCI/LCI



CIVILIAN LOST WORK DAY

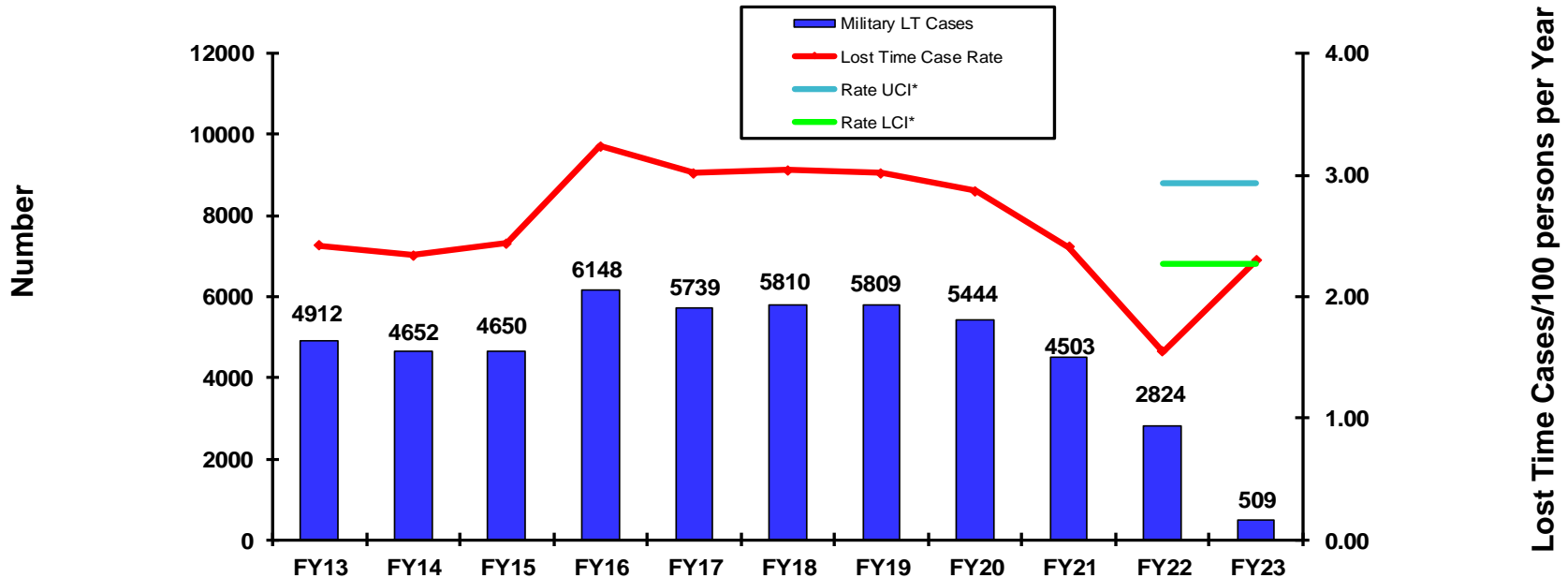


	<u>14 Apr 24</u>
LOST WORK DAY FY RATE COMPARISON:	47.49
FY23 LOST WORK DAY RATE:	37.71
5-YEAR AVERAGE (FY19-23) LOST WORK DAY RATE:	25.41

*see last slide for definition of UCI/LCI



MILITARY LOST TIME CASE RATE



	<u>31 Jul 23</u>
LOST WORK TIME CASE RATE:	0.35
FY23 LOST TIME CASE RATE:	1.55
5-YEAR AVERAGE (FY18-22) LOST TIME CASE RATE:	3.04

*see last slide for definition of UCI/LCI.

Navy Short Narratives

USN AVIATION CLASS A MISHAPS (includes UAS/UAV, FRMs and AGMs not included in the Flight Slide)

- 12 Apr 2024 (Laurel, MS) T-45C had in-flight emergency, landed safely, no injury to aircrew.
- 9 Apr 2024 (Location Withheld – OPSEC) F/A-18F had engine fire inflight, landed safely, no injury to aircrew.
- 18 Mar 2024 (NAS Meridian, MS) T-45C experienced engine malfunction on takeoff, executed high-speed abort. No injuries to aircrew.
- 28 Jan 2024 (Location Withheld – OPSEC) MQ-8C experienced aviation ground mishap, no injury to personnel. (AGM)
- 11 Jan 2024 (San Diego, CA) MH-60R experienced a flight mishap during training. No fatalities, one minor injury to aircrew.
- 20 Nov 2023 (Marine Corps Base Kaneohe, HI) P-8A departed runway, no injuries to aircrew.
- 19 Nov 2023 (Laoag, Philippines) P-8A experienced equipment failure on landing, aircraft damaged, no aircrew injuries reported.
- 17 Nov 2023 (Location Withheld – OPSEC) F/A-18E had inflight malfunction, landed safely, no injuries to aircrew.
- 7 Nov 2023 (Location Withheld – OPSEC) E-2D damaged during landing at USS Ship.

USN AFLOAT CLASS A MISHAPS

- 20 Mar 2024 (Location Withheld – OPSEC) SVM fell overboard underway, presumed deceased.
- 21 Jan 2024 (Location Withheld) USNS experienced flooding casualty, no injury to crew.
- 11 Jan 2024 (Location Withheld) 2 x SVM declared missing at sea, presumed deceased.
- 1 Dec 2023 (Location Withheld – OPSEC) Equipment damaged during training.
- 15 Nov 2023 (Location Withheld – OPSEC) Damaged material during USNS ship replenishment, no injury to crew.

USN SHORE CLASS A MISHAPS

- 7 Dec 2023 (NS Norfolk, VA) Government civilian fell during maintenance evolution, died at scene.

USN PHYSICAL TRAINING CLASS A MISHAPS

- NSTR

USN ON-DUTY MOTOR VEHICLE CLASS A MISHAPS

- 26 Jan 2024 (IVO NAB Coronado Silver Strand Training Complex (SSTC), CA) SVM involved in a government vehicle accident, died at scene.

Navy Short Narratives

USN PRIVATE MOTOR VEHICLE FATALITIES

- 31 Mar 2024 (Virginia Beach, VA) SVM involved in a motorcycle accident, succumbed to injuries in hospital on 3 Apr 2024.
- 29 Mar 2024 (Coupeville, WA) SVM involved in a motorcycle accident, died at scene.
- 29 Mar 2024 (Dahlgren, VA) SVM involved in a motorcycle accident, died at scene
- 10 Mar 2024 (Phoenix, AZ) SVM hit by a motor vehicle while walking along road, died at scene.
- 23 Feb 2024 (Charleston, SC) SVM involved in a motorcycle accident, died at scene.
- 20 Feb 2024 (Pensacola, FL) SVM involved in a motorcycle accident, died at hospital.
- 3 Feb 2024 (Pensacola, FL) SVM involved in a motorcycle accident, died at hospital.
- 30 Jan 2024 (Hampton, VA) SVM involved in a motorcycle accident, died at scene.
- 5 Jan 2023 (San Diego, CA) SVM involved in a motorcycle accident, died at scene.
- 15 Dec 2023 (Gibson, GA) SVM involved in a motor vehicle accident, died at scene.
- 3 Dec 2023 (Hanford, CA) SVM involved in a motor vehicle accident, died at scene.
- 22 Nov 2023 (IVO San Antonio, TX) SVM involved in a motor vehicle accident, died at scene.
- 20 Oct 2023 (Goose Creek, SC) SVM involved in a motorcycle accident, died at scene.
- 14 Oct 2023 (Mount Pleasant, SC) SVM involved in a motorcycle accident, died at hospital.

USN OFF-DUTY/RECREATIONAL FATALITIES

- 11 Oct 2023 (Norfolk, VA) SVM collapsed during physical activity, died at scene.

Marine Corps Short Narratives

USMC AVIATION CLASS A MISHAPS (includes UAS/UAV, FRMs and AGMs not included in the Flight Slide)

- 8 April 2024 (Kunsan Airbase, South Korea) F-35B experienced bird strike on take-off, landed safely, no injury to pilot.
- 6 Feb 2024 (IVO Pine Valley, CA) CH-53E crashed during training flight, five aircrew perished.
- 2 Dec 2023 (MCAS Futenma, Okinawa) Aviation Ground Mishap (AGM) involving multiple aircraft.
- 7 Nov 2023 (MCAS Yuma, AZ) KC-130J departed runway, no injuries to crew.
- 24 Oct 2023 (IVO Nellis AFB, NV) MV-22B hard landing during a training mission, one crewmember injured.

USMC GROUND CLASS A MISHAPS

- 18 Apr 2024 (IVO MCOLF Atlantic, NC) SVM involved in a parachute mishap, died at scene.
- 5 Jan 2024 (MCAS New River, NC) UH-1Y damaged during ground transport.

USMC PHYSICAL TRAINING CLASS A MISHAPS

- 18 Feb 2024 (Bardufoss, Norway) SVM collapsed during on-duty PT run, died at scene.
- 4 Oct 2023 (Camp Hansen, Okinawa, Japan) SVM collapsed during PFT, died at hospital on 12 Oct 2023.

USMC ON-DUTY MOTOR VEHICLE CLASS A MISHAPS

- 22 Mar 2024 (San Diego, CA) SVM involved in a motorcycle accident during a command group ride, died at scene.
- 12 Dec 2023 (MCB Camp Pendleton, CA) ACV had mishap on land, 1 x fatality, 11 x SVM sustained injuries and were treated at hospital.

Marine Corps Short Narratives

USMC PRIVATE MOTOR VEHICLE FATALITIES

- 15 Mar 2024 (Yuma, AZ) SVM involved in a motorcycle accident, died at hospital.
- 7 Mar 2024 (Ginowan, Japan) SVM involved in a motorcycle accident, died at hospital.
- 28 Jan 2024 (Yuma, AZ) SVM involved in a motorcycle accident, died at scene.
- 1 Jan 2024 (Dayton, OH) SVM involved in a motor vehicle accident, died at scene.
- 30 Dec 2023 (IVO Beaufort, SC) SVM involved in a motor vehicle accident, died at scene.
- 28 Dec 2023 (Pooler, GA) SVM involved in a motorcycle accident, died at scene.
- 22 Dec 2023 (Reseda, CA) SVM involved in a motor vehicle accident, died at scene
- 26 Nov 2023 (Winchester, CA) SVM involved in a motorcycle accident, died at hospital.
- 14 Nov 2023 (Escondido, CA) SVM involved in a motorcycle accident, died at scene.
- 14 Nov 2023 (Jacksonville, NC) SVM involved in a motorcycle accident, died at hospital.
- 4 Nov 2023 (Hubert, NC) SVM involved in a motorcycle accident, died at scene.
- 10 Oct 2023 (Attleboro, MA) SVM involved in a motor vehicle accident, died at scene.

USMC OFF-DUTY/RECREATIONAL FATALITIES

- 21 Oct 2023 (Kaneohe, HI) SVM drowned while spearfishing.



Mishap Confidence Interval



- UCI = Upper Confidence Interval LCI = Lower Confidence Interval
- Rate values above the UCI or below the LCI infer a statistically significant change is probable. This is only an indicator. Significance cannot be determined until end-of-year.
- Values between the UCI and LCI infer that nothing significant has occurred to increase or decrease mishap rate.

(Confidence Interval is based on: Poisson Rate related to a Chi Squared Distribution and calculated using FY19-23 data except for the Lost Work Days and Lost Time Case slides which were based on a normal distribution).