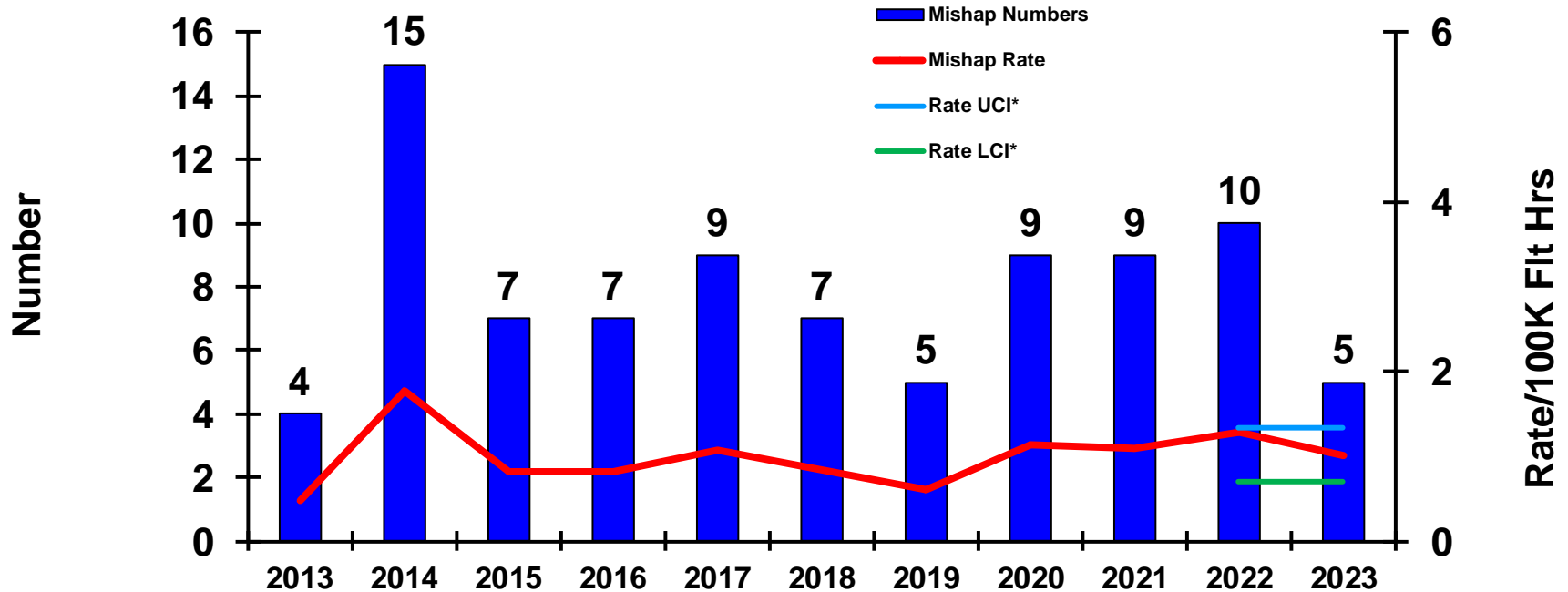




CLASS A FLIGHT MISHAPS

Manned Aircraft Only

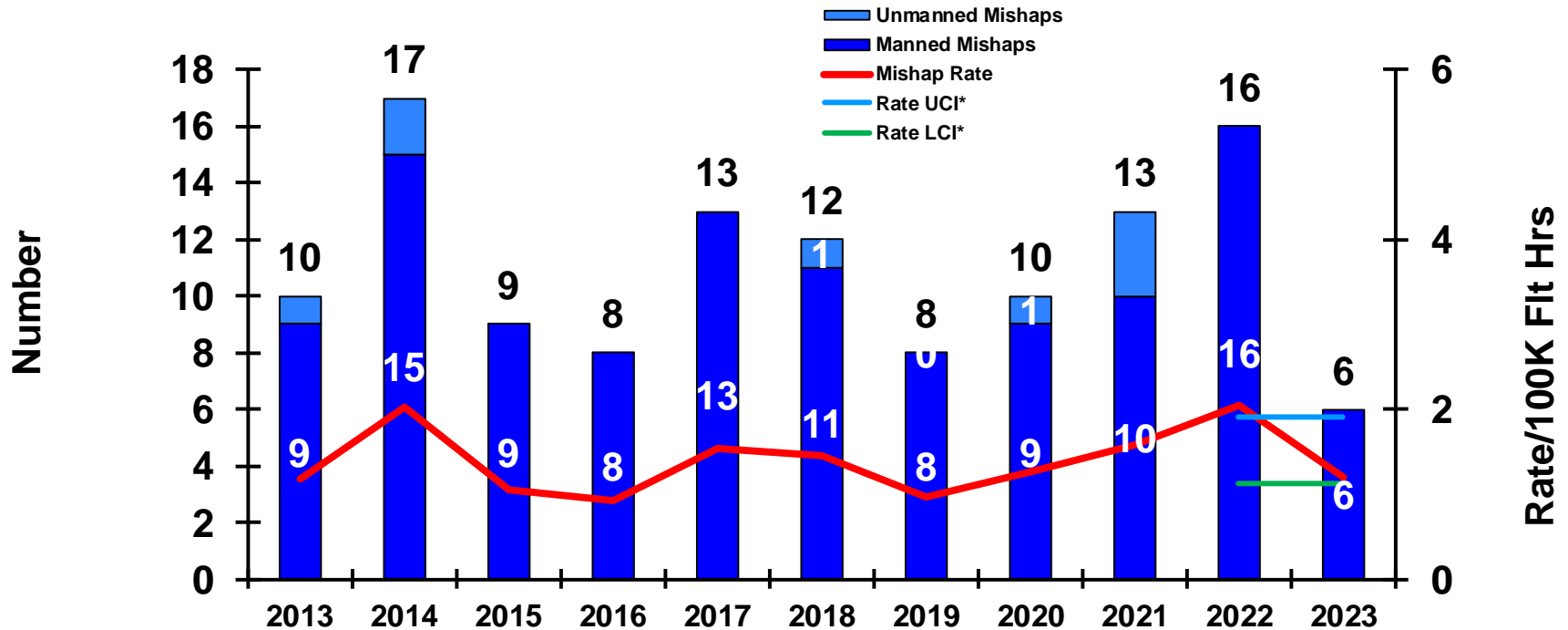


	<u>7-Jun-23</u>	<u>7-Jun-22</u>
CLASS A MISHAPS/MISHAP RATE FY COMPARISON:	5/1.00	7/1.31
FY22 MISHAPS/MISHAP RATE:	10/1.28	
10-YEAR AVERAGE (FY13-FY22) MISHAPS/MISHAP RATE:	8.20/0.99	

*see last slide for definition of UCI/LCI



CLASS A AVIATION MISHAPS

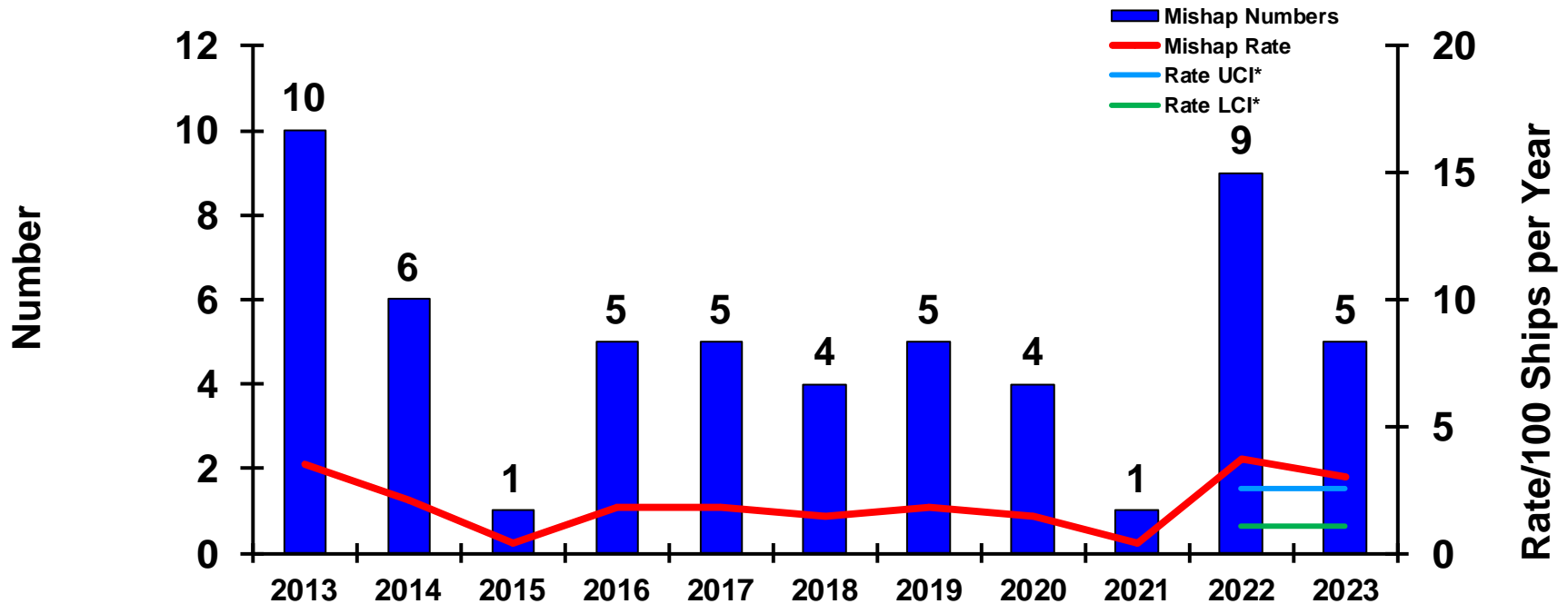


	<u>7-Jun-23</u>	<u>7-Jun-22</u>
CLASS A MISHAPS/MISHAP RATE FY COMPARISON:	6/1.20	8/1.50
FY22 MISHAPS/MISHAP RATE:	16/2.05	
10-YEAR AVERAGE (FY13-FY22) MISHAPS/MISHAP RATE:	11.60/1.38	

*see last slide for definition of UCI/LCI



CLASS A AFLOAT MISHAPS

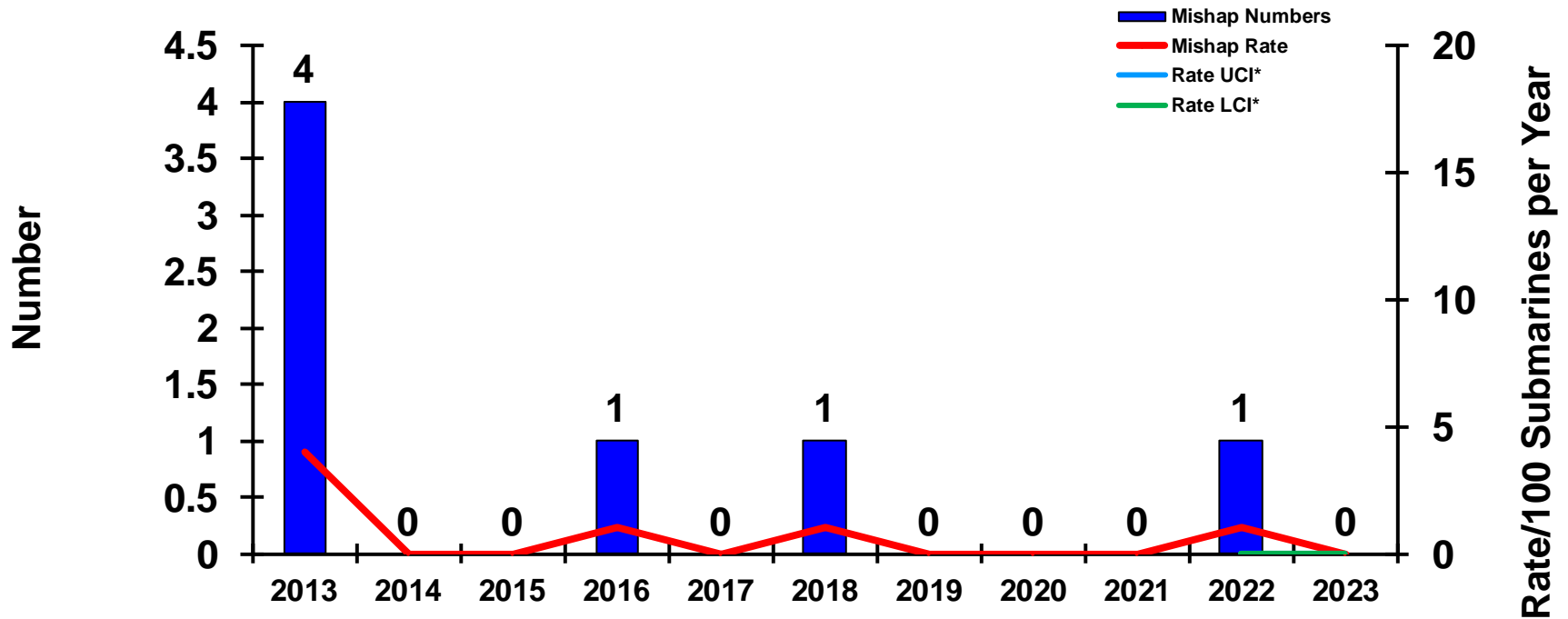


	<u>7-Jun-23</u>	<u>7-Jun-22</u>
CLASS A MISHAPS/MISHAP RATE FY COMPARISON:	5/3.00	6/3.60
FY22 MISHAPS/MISHAP RATE:	9/3.70	
10-YEAR AVERAGE (FY13-FY22) MISHAPS/MISHAP RATE:	5.00/1.84	

*see last slide for definition of UCI/LCI



CLASS A SUBMARINE MISHAPS

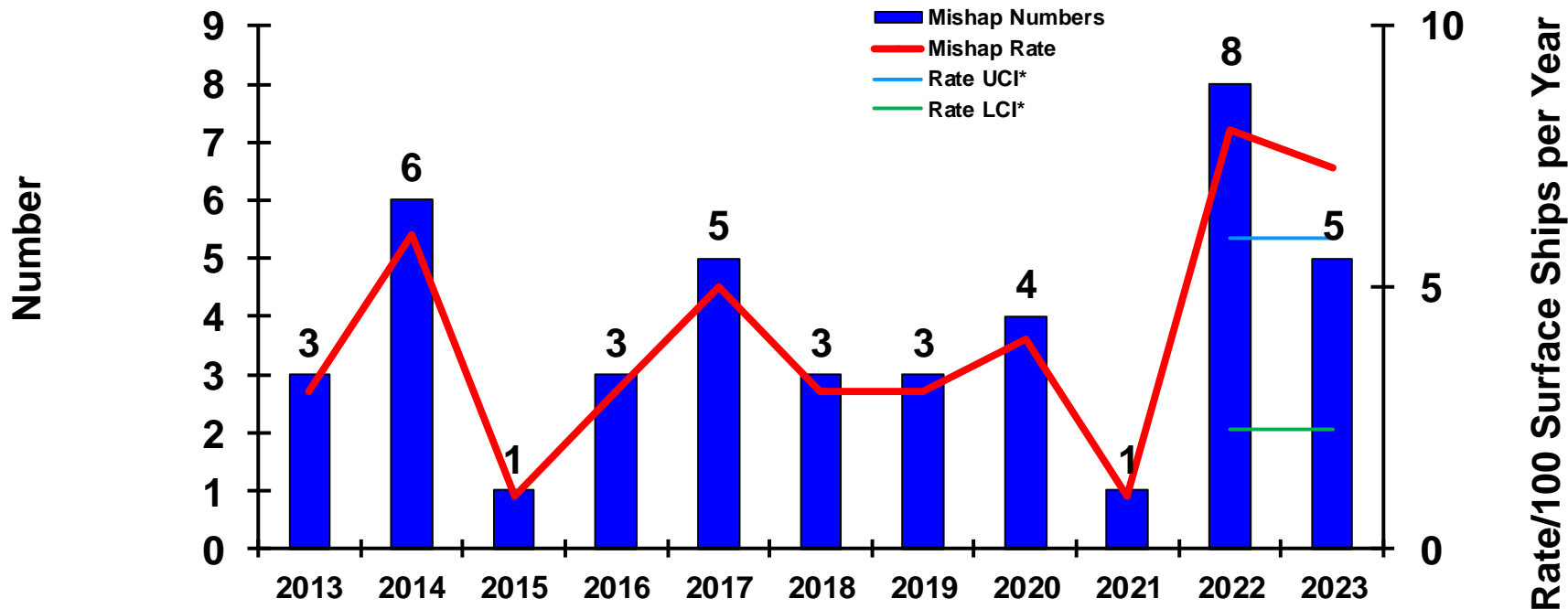


	<u>7-Jun-23</u>	<u>7-Jun-22</u>
CLASS A MISHAPS/MISHAP RATE FY COMPARISON:	0/0.00	1/1.00
FY22 MISHAPS/MISHAP RATE:	1/1.00	
10-YEAR AVERAGE (FY13-FY22) MISHAPS/MISHAP RATE:	0.70/0.70	

*see last slide for definition of UCI/LCI



CLASS A SURFACE SHIP MISHAPS

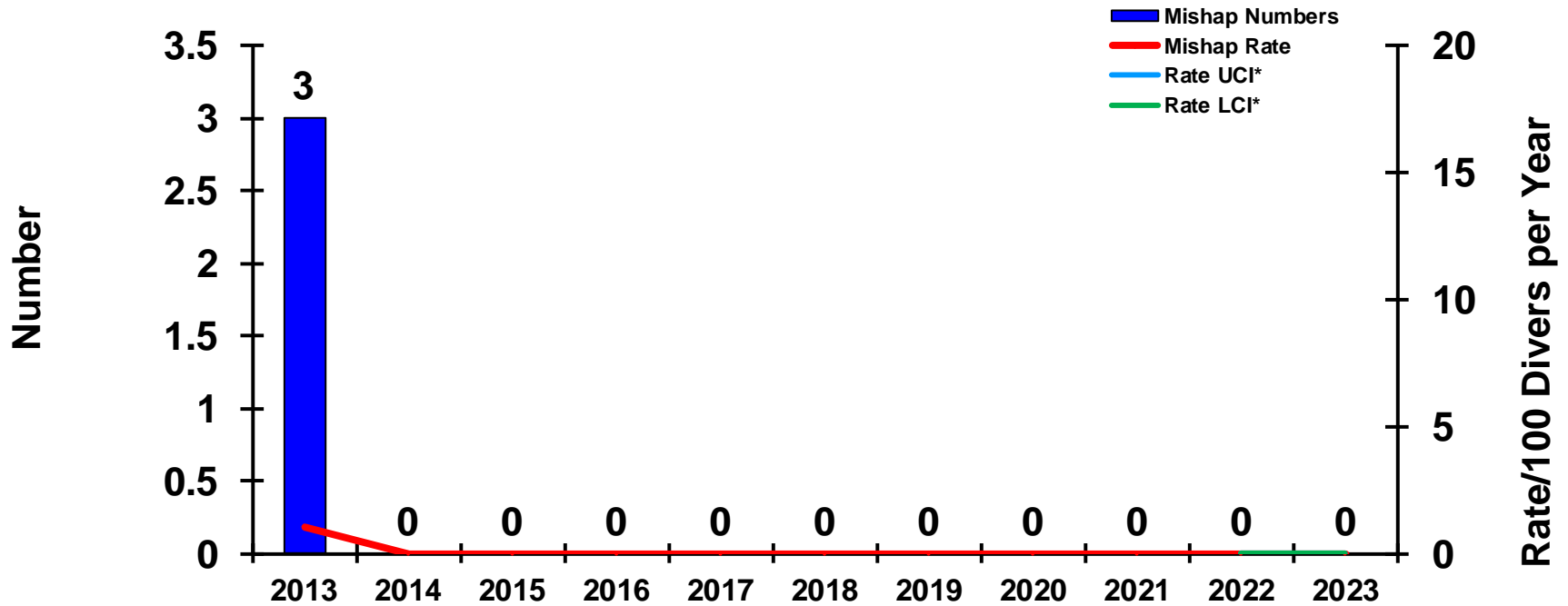


	<u>7-Jun-23</u>	<u>7-Jun-22</u>
CLASS A MISHAPS/MISHAP RATE FY COMPARISON:	5/2.48	5/2.48
FY22 MISHAPS/MISHAP RATE:	8/2.70	
10-YEAR AVERAGE (FY13-FY22) MISHAPS/MISHAP RATE:	3.70/3.70	

*see last slide for definition of UCI/LCI



CLASS A DIVING MISHAPS

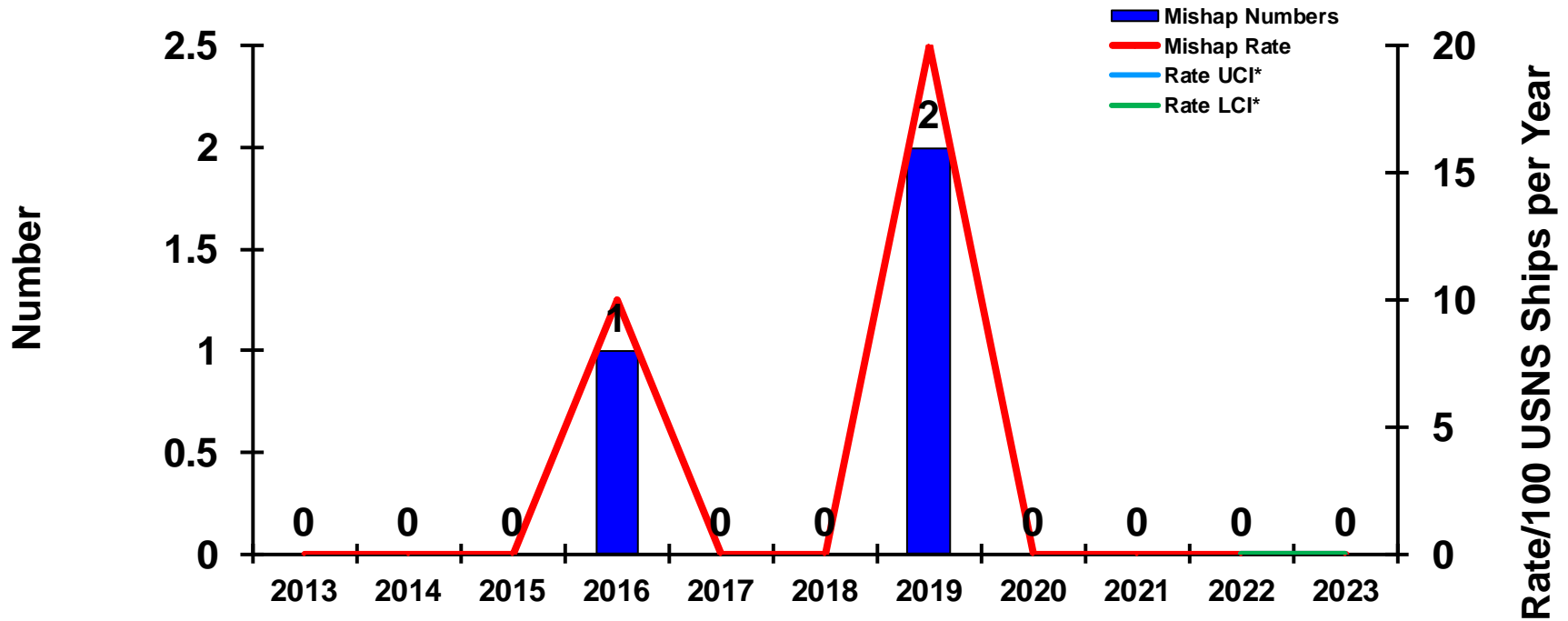


	<u>7-Jun-23</u>	<u>7-Jun-22</u>
CLASS A MISHAPS/MISHAP RATE FY COMPARISON:	0/0.00	0/0.00
FY22 MISHAPS/MISHAP RATE:	0/0.00	
10-YEAR AVERAGE (FY13-FY22) MISHAPS/MISHAP RATE:	0.30/0.11	

*see last slide for definition of UCI/LCI



CLASS A MSC AFLOAT MISHAPS

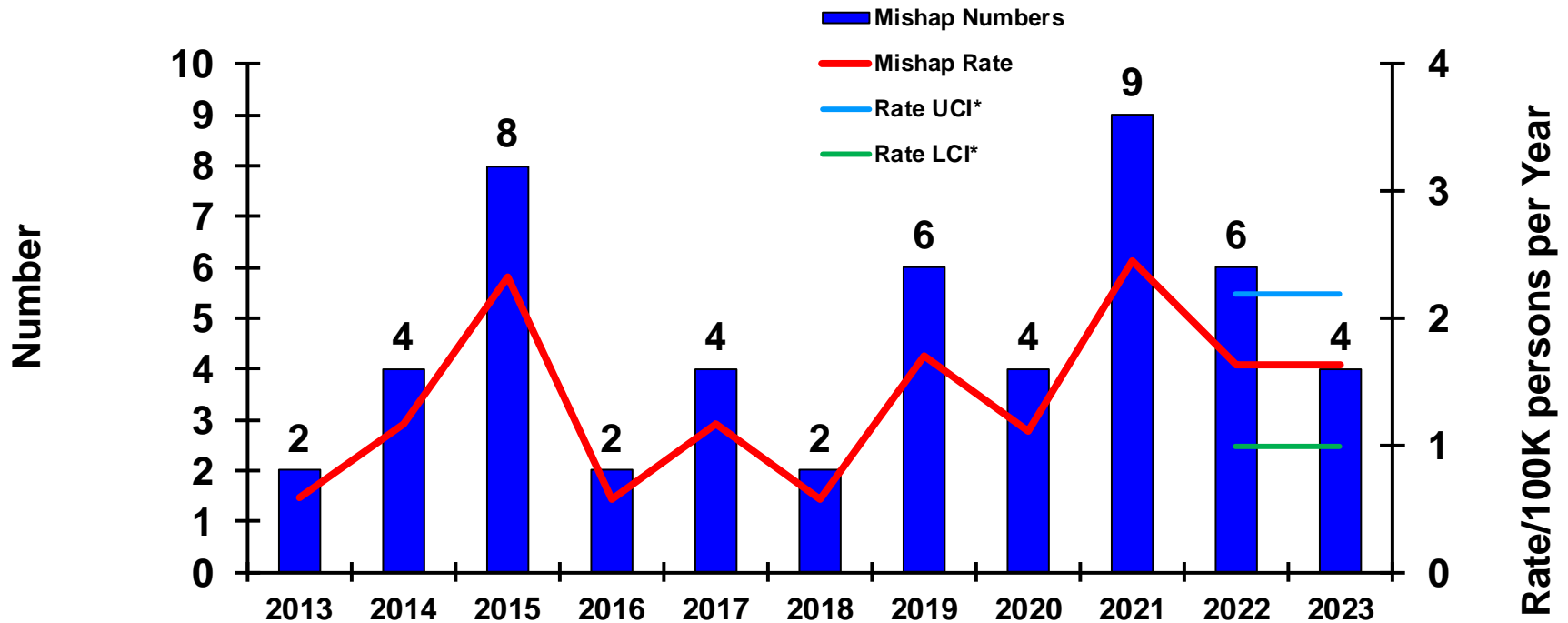


	<u>7-Jun-23</u>	<u>7-Jun-22</u>
CLASS A MISHAPS/MISHAP RATE FY COMPARISON:	0/0.00	0/0.00
FY22 MISHAPS/MISHAP RATE:	0/0.00	
10-YEAR AVERAGE (FY13-FY22) MISHAPS/MISHAP RATE:	0.30/3.00	

*see last slide for definition of UCI/LCI



CLASS A SHORE ON-DUTY MISHAPS

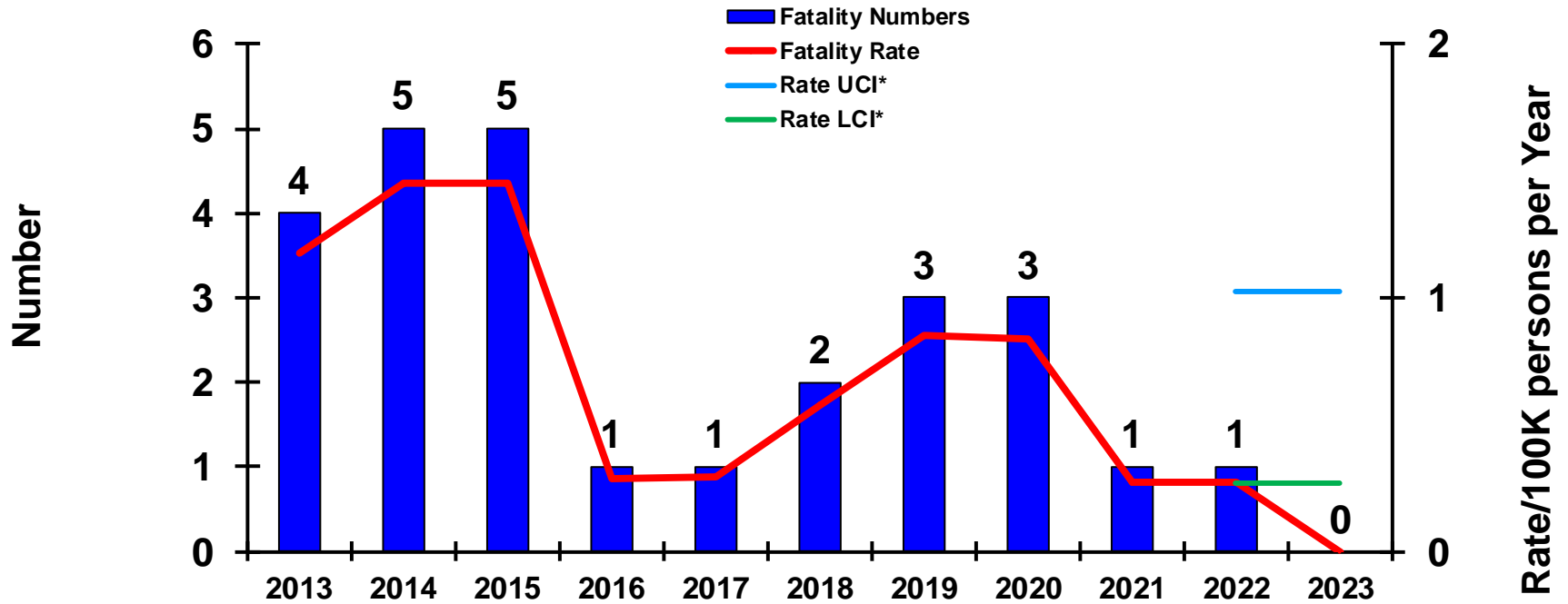


	<u>7-Jun-23</u>	<u>7-Jun-22</u>
CLASS A MISHAPS/MISHAP RATE FY COMPARISON:	4/1.63	5/1.99
FY22 MISHAPS/MISHAP RATE:	6/1.63	
10-YEAR AVERAGE (FY13-FY22) MISHAPS/MISHAP RATE:	4.70/1.33	

*see last slide for definition of UCI/LCI



PHYSICAL TRAINING FATALITIES

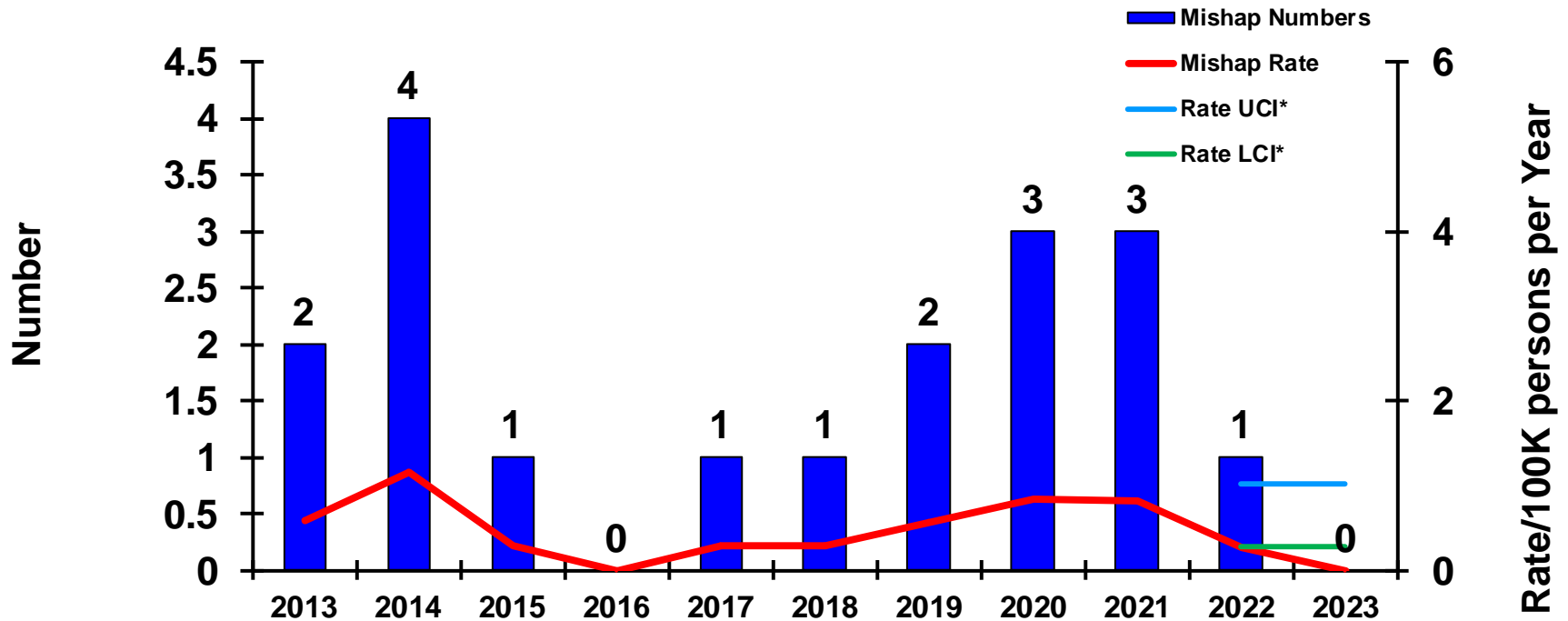


	<u>7-Jun-23</u>	<u>7-Jun-22</u>
FATALITIES/FATALITY RATE FY COMPARISON:	0/0.00	1/0.40
FY22 FATALITIES/FATALITY RATE:	1/0.27	
10-YEAR AVERAGE (FY13-FY22) FATALITIES/FATALITY RATE:	2.60/0.75	

*see last slide for definition of UCI/LCI



CLASS A ON-DUTY MV MISHAPS

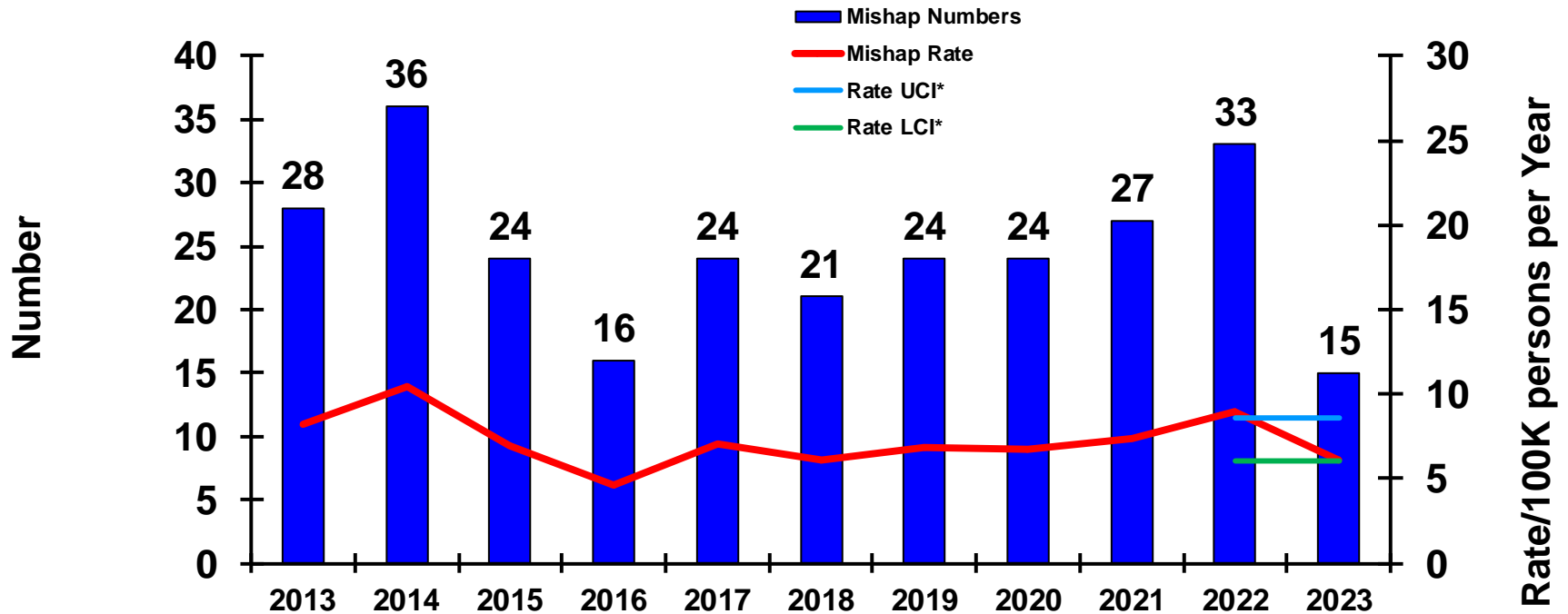


	<u>7-Jun-23</u>	<u>7-Jun-22</u>
CLASS A MISHAPS/MISHAP RATE FY COMPARISON:	0/0.00	1/0.40
FY22 MISHAPS/MISHAP RATE:	1/0.27	
10-YEAR AVERAGE (FY13-FY22) MISHAPS/MISHAP RATE:	1.80/0.51	

*see last slide for definition of UCI/LCI



TOTAL CLASS A ON-DUTY MISHAPS

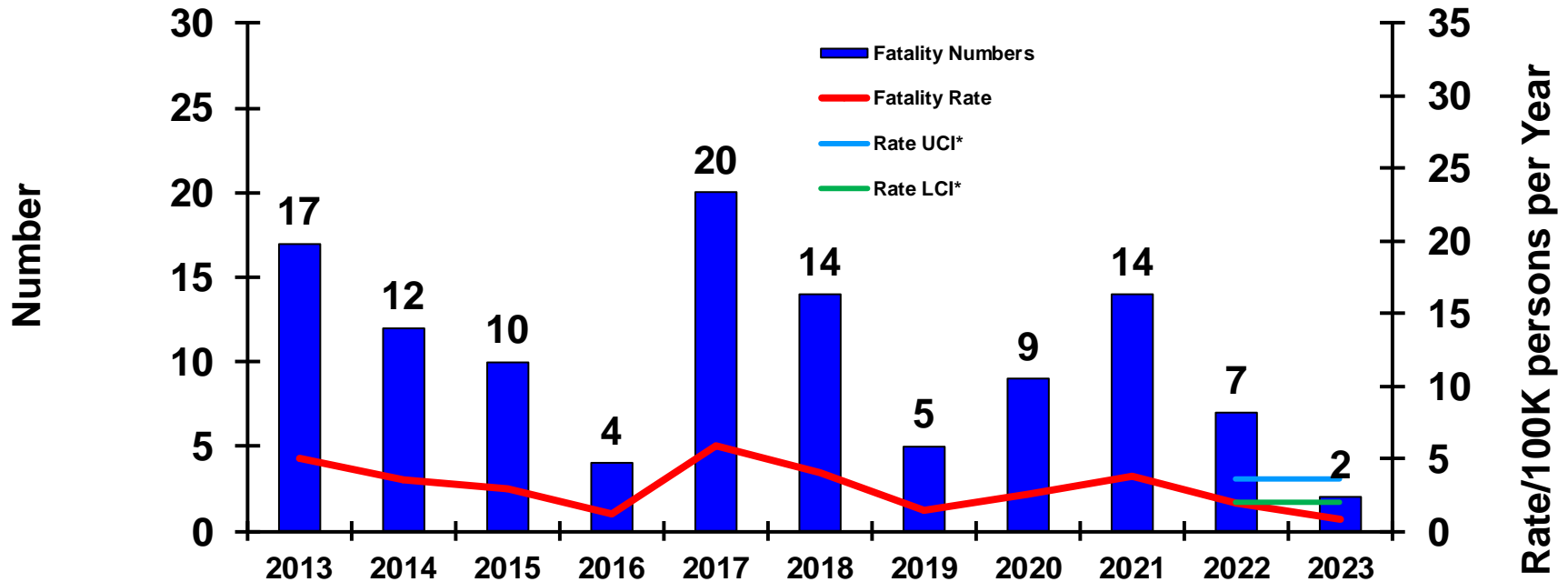


	<u>7-Jun-23</u>	<u>7-Jun-22</u>
CLASS A MISHAPS/MISHAP RATE FY COMPARISON:	15/6.10	21/8.34
FY22 MISHAPS/MISHAP RATE:	33/8.98	
10-YEAR AVERAGE (FY13-FY22) MISHAPS/MISHAP RATE:	25.70/7.32	

*see last slide for definition of UCI/LCI



ON-DUTY FATALITIES

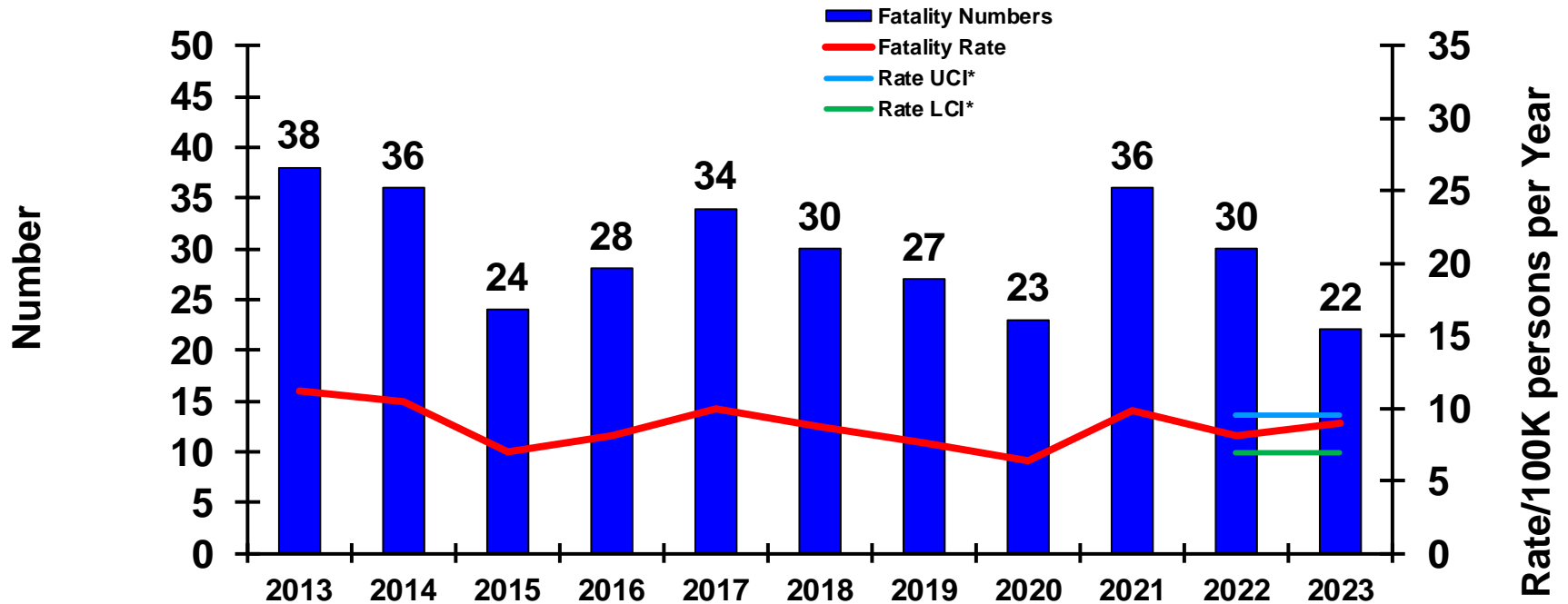


	<u>7-Jun-23</u>	<u>7-Jun-22</u>
CLASS A FATALITIES/FATALITY RATE FY COMPARISON:	2/0.81	5/1.99
FY22 FATALITIES/FATALITY RATE:	7/1.90	
10-YEAR AVERAGE (FY13-FY22) FATALITIES/FATALITY RATE:	11.20/3.21	

*see last slide for definition of UCI/LCI



TOTAL PMV FATALITIES



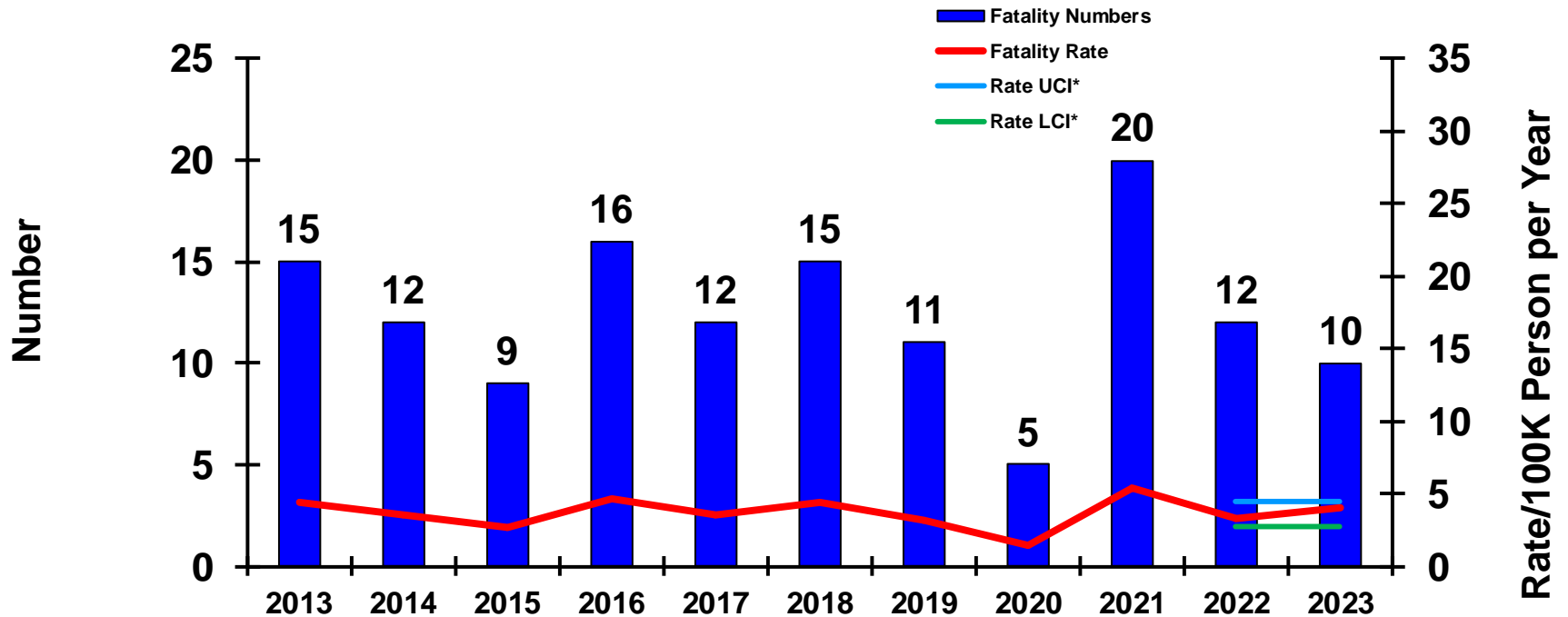
Pedestrian Fatalities this FY: 1

	<u>07-Jun-23</u>	<u>7-Jun-22</u>
CLASS A FATALITIES/FATALITY RATE FY COMPARISON:	22/8.95	16/6.35
FY22 FATALITIES/FATALITY RATE:	30/8.16	
10-YEAR AVERAGE (FY13-FY22) FATALITIES/FATALITY RATE:	30.60/8.73	

*see last slide for definition of UCI/LCI



PMV-4 FATALITIES



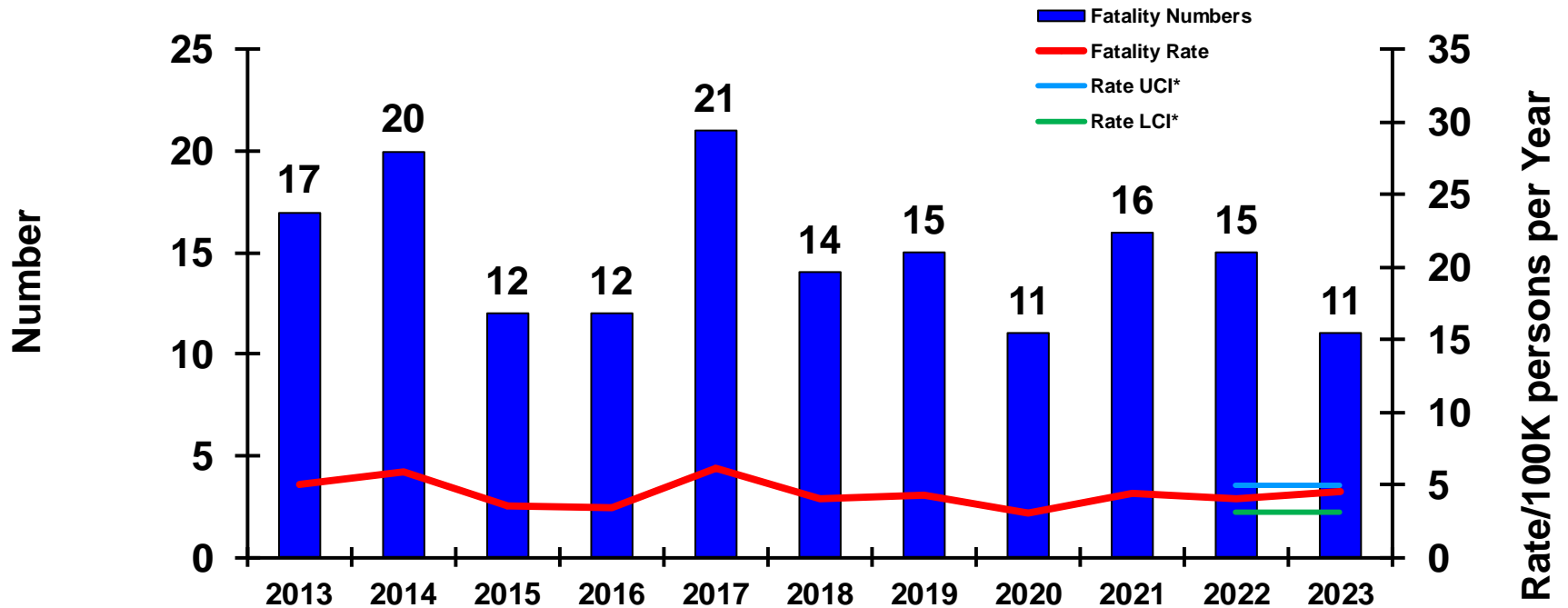
Pedestrian Fatalities this FY: 1

	7-Jun-23	7-Jun-22
CLASS A FATALITIES/FATALITY RATE FY COMPARISON:	10/4.07	5/1.99
FY22 FATALITIES/FATALITY RATE:	12/3.26	
10-YEAR AVERAGE (FY13-FY22) FATALITIES/FATALITY RATE:	12.70/3.62	

*see last slide for definition of UCI/LCI



PMV-2 FATALITIES



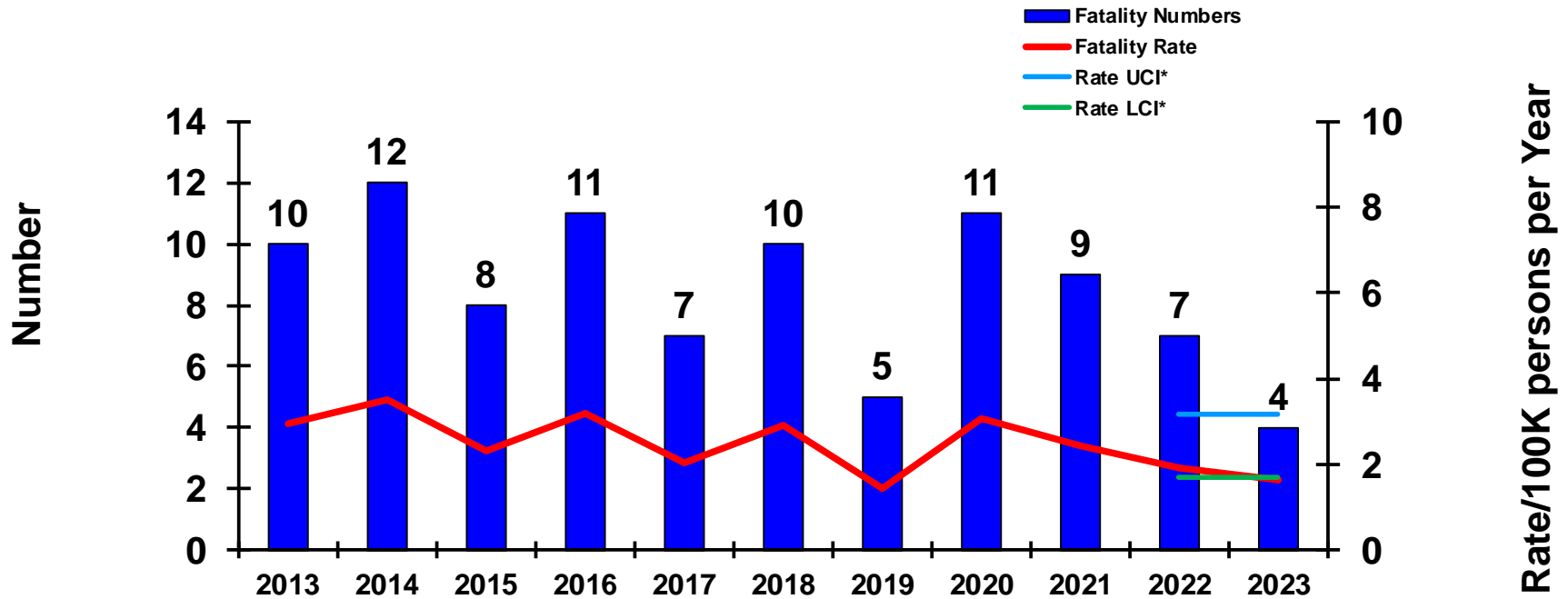
Pedestrian Fatalities this FY: 1

	7-Jun-23	7-Jun-22
CLASS A FATALITIES/FATALITY RATE FY COMPARISON:	11/4.47	9/3.57
FY22 FATALITIES/FATALITY RATE:	15/4.08	
10-YEAR AVERAGE (FY13-FY22) FATALITIES/FATALITY RATE:	15.30/4.37	

*see last slide for definition of UCI/LCI



OFF-DUTY/REC FATALITIES

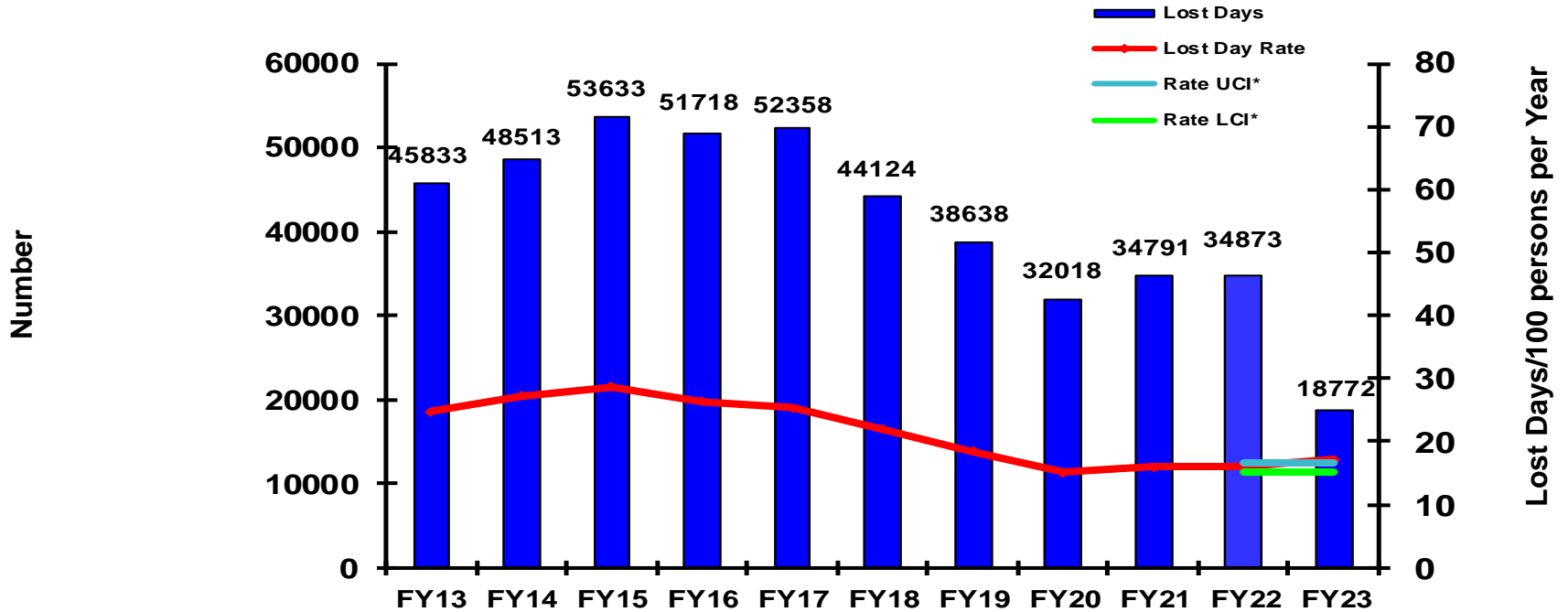


	<u>7-Jun-23</u>	<u>7-Jun-22</u>
CLASS A FATALITIES/FATALITY RATE FY COMPARISON:	4/1.63	3/1.19
FY22 FATALITIES/FATALITY RATE:	7/1.90	
10-YEAR AVERAGE (FY13-FY22) FATALITIES/FATALITY RATE:	9.00/2.57	

*see last slide for definition of UCI/LCI



CIVILIAN LOST WORK DAY

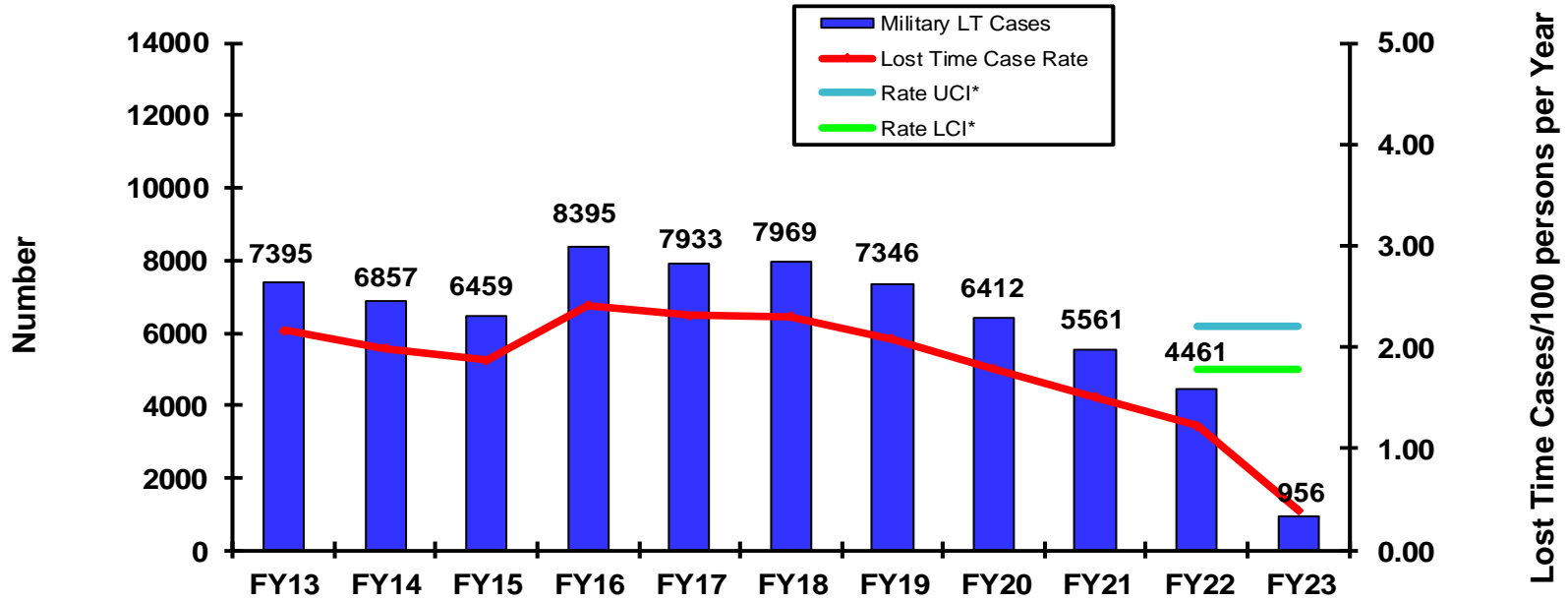


	<u>06 Jun 23</u>
LOST WORK DAY FY RATE COMPARISON:	17.14
FY22 LOST WORK DAY RATE:	15.90
5-YEAR AVERAGE (FY18-22) LOST WORK DAY RATE:	17.51

*see last slide for definition of UCI/LCI



MILITARY LOST TIME CASE RATE



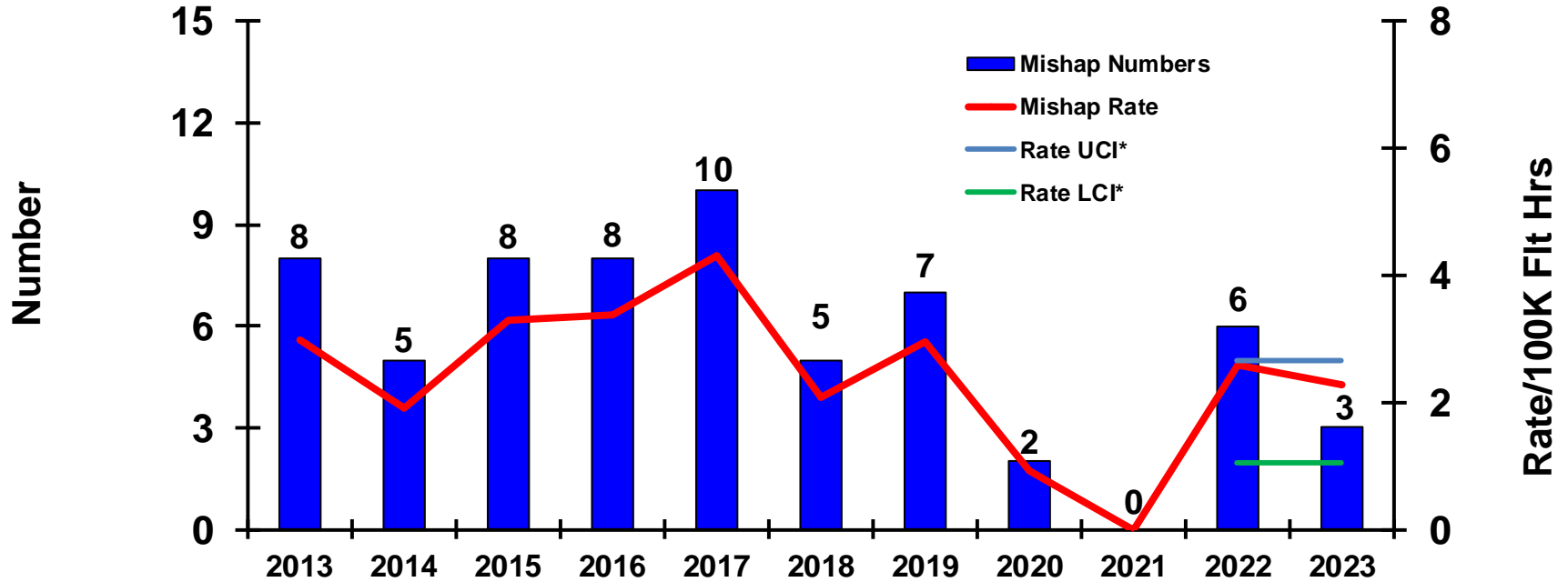
	07 Jun 23
LOST WORK TIME CASE RATE:	0.40
FY22 LOST TIME CASE RATE:	1.23
5-YEAR AVERAGE (FY18-22) LOST TIME CASE RATE:	1.99

*see last slide for definition of UCI/LCI



CLASS A FLIGHT MISHAPS

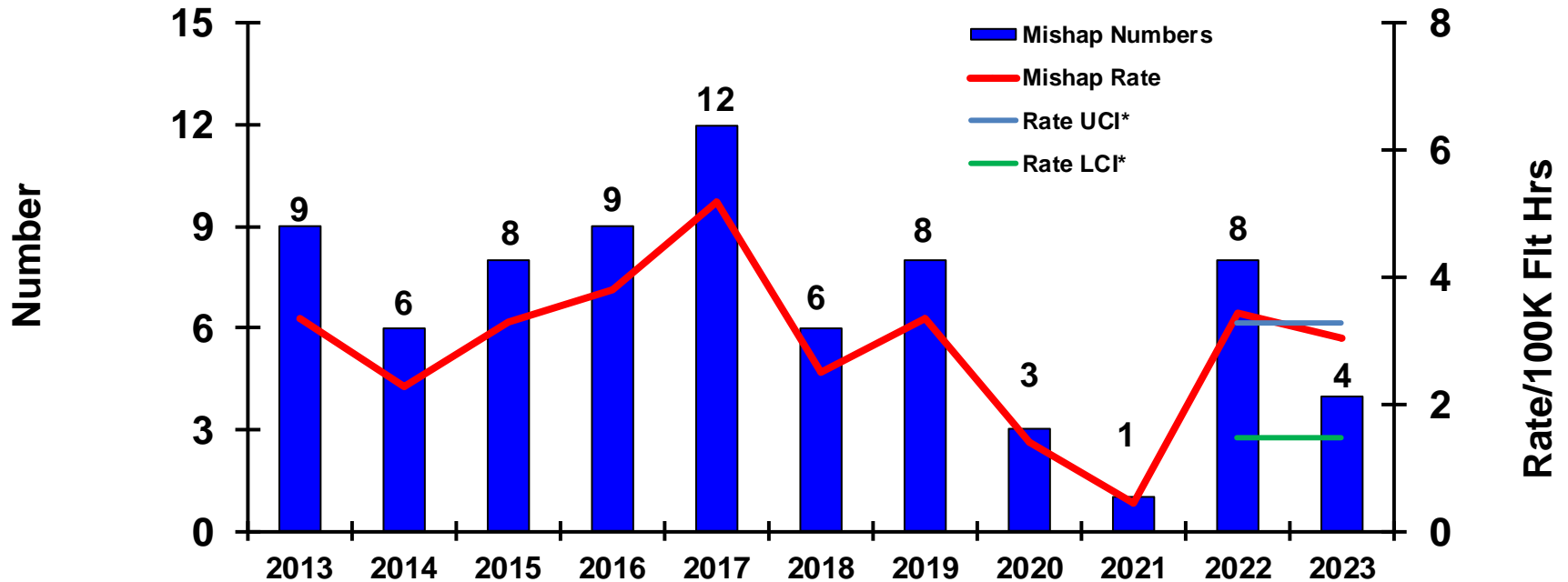
Manned Aircraft Only



	<u>7-Jun-23</u>	<u>7-Jun-22</u>
CLASS A FM/FM RATE FY COMPARISON:	3/2.27	4/2.53
FY22 MISHAPS/MISHAP RATE:	6/2.57	
10-YEAR AVERAGE (FY13-FY22) MISHAPS/MISHAP RATE:	5.90/2.44	



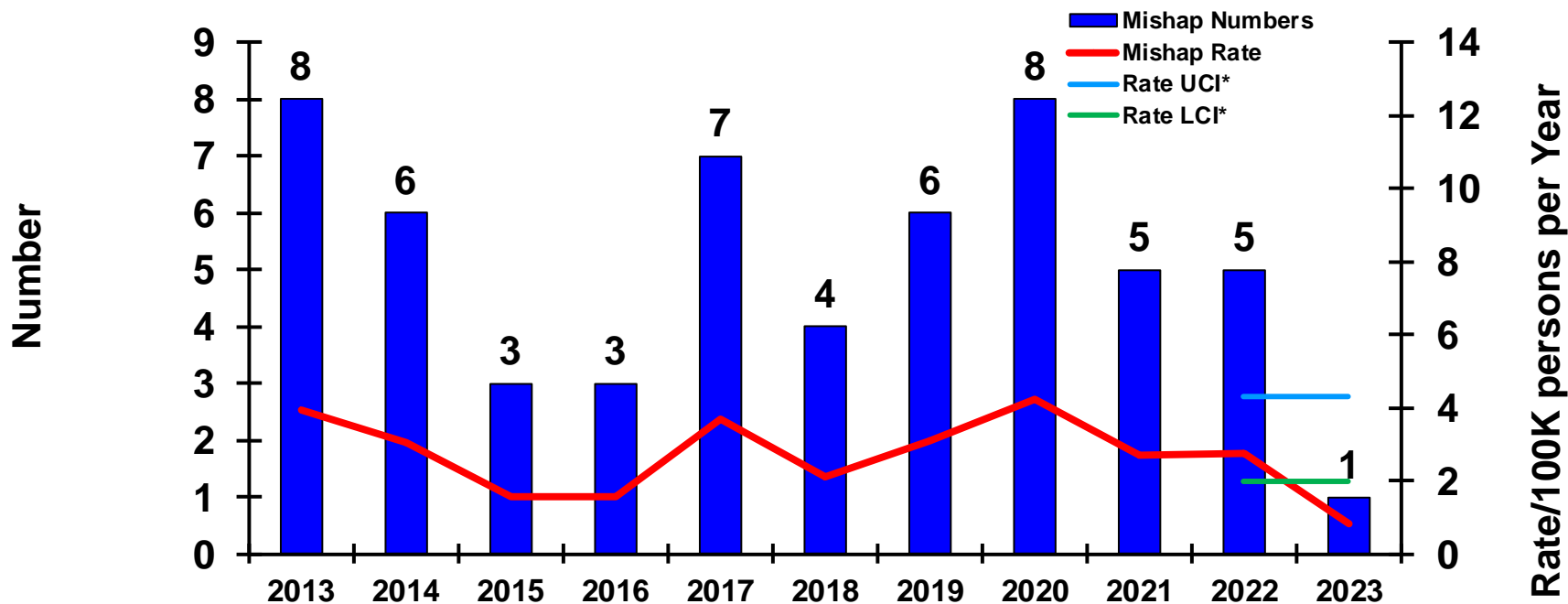
CLASS A AVIATION MISHAPS



	<u>7-Jun-23</u>	<u>7-Jun-22</u>
CLASS A MISHAPS/MISHAP RATE FY COMPARISON:	4/3.03	6/3.79
FY22 MISHAPS/MISHAP RATE:	8/3.43	
10-YEAR AVERAGE (FY13-FY22) MISHAPS/MISHAP RATE:	7.00/2.90	



CLASS A GROUND ON-DUTY MISHAPS

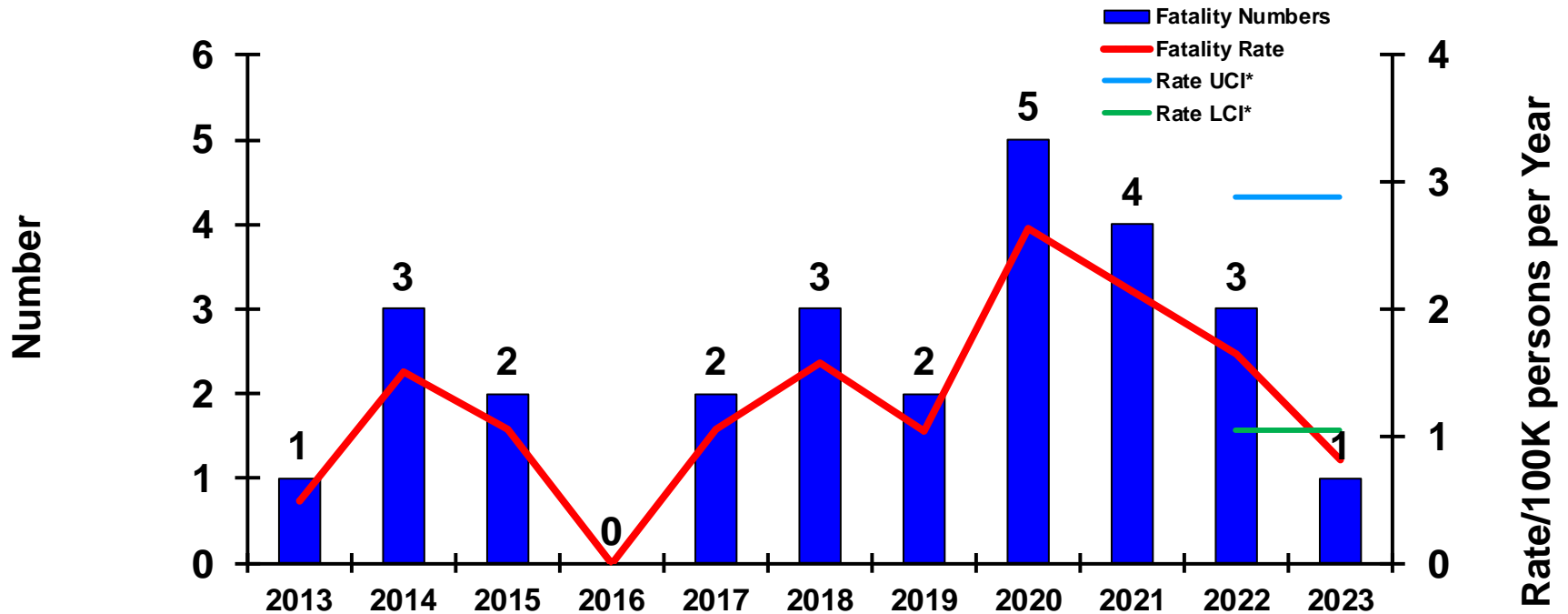


	<u>7-Jun-23</u>	<u>7-Jun-22</u>
CLASS A MISHAPS/MISHAP RATE FY COMPARISON:	1/0.82	3/2.41
FY22 MISHAPS/MISHAP RATE:	5/2.75	
10-YEAR AVERAGE (FY13-FY22) MISHAPS/MISHAP RATE:	5.50/2.86	

*see last slide for definition of UCI/LCI



PHYSICAL TRAINING FATALITIES

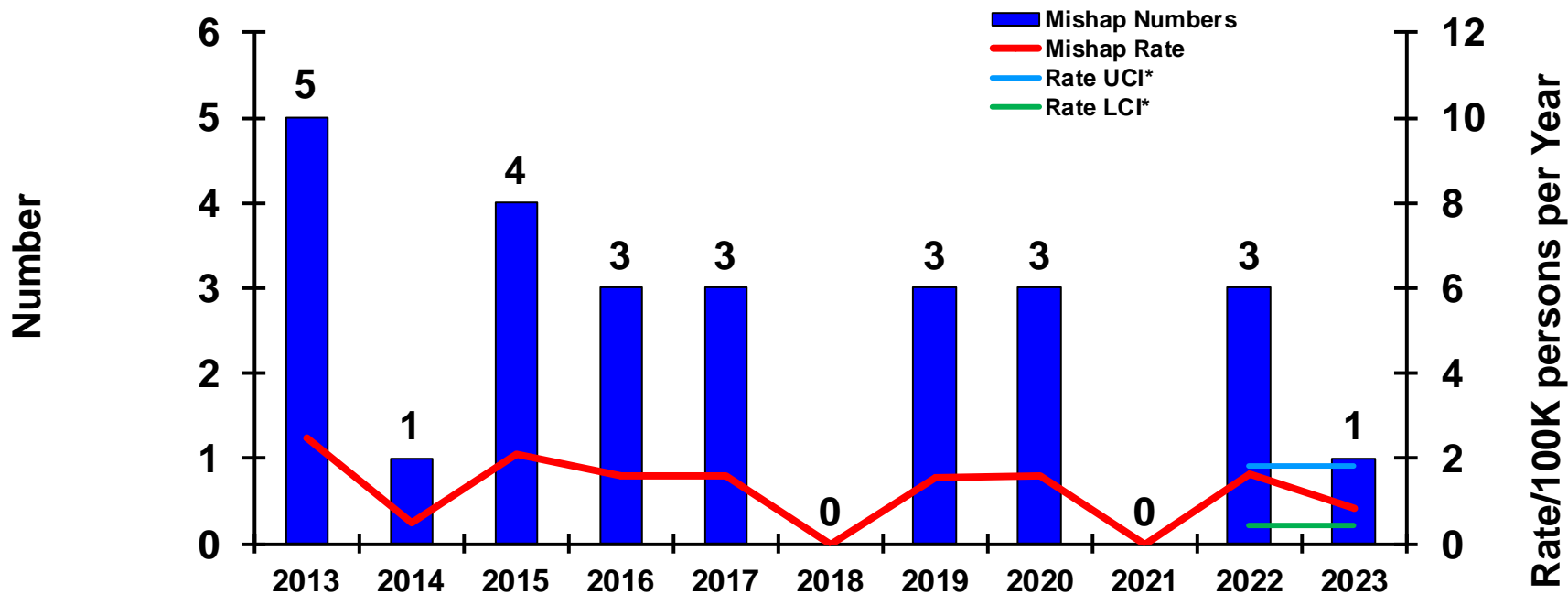


	<u>7-Jun-23</u>	<u>7-Jun-22</u>
CLASS A FATALITIES/FATALITY RATE FY COMPARISON:	1/0.82	1/0.80
FY22 FATALITIES/FATALITY RATE:	3/1.65	
10-YEAR AVERAGE (FY13-FY22) FATALITIES/FATALITY RATE:	2.50/1.31	

*see last slide for definition of UCI/LCI



CLASS A ON-DUTY MV MISHAPS

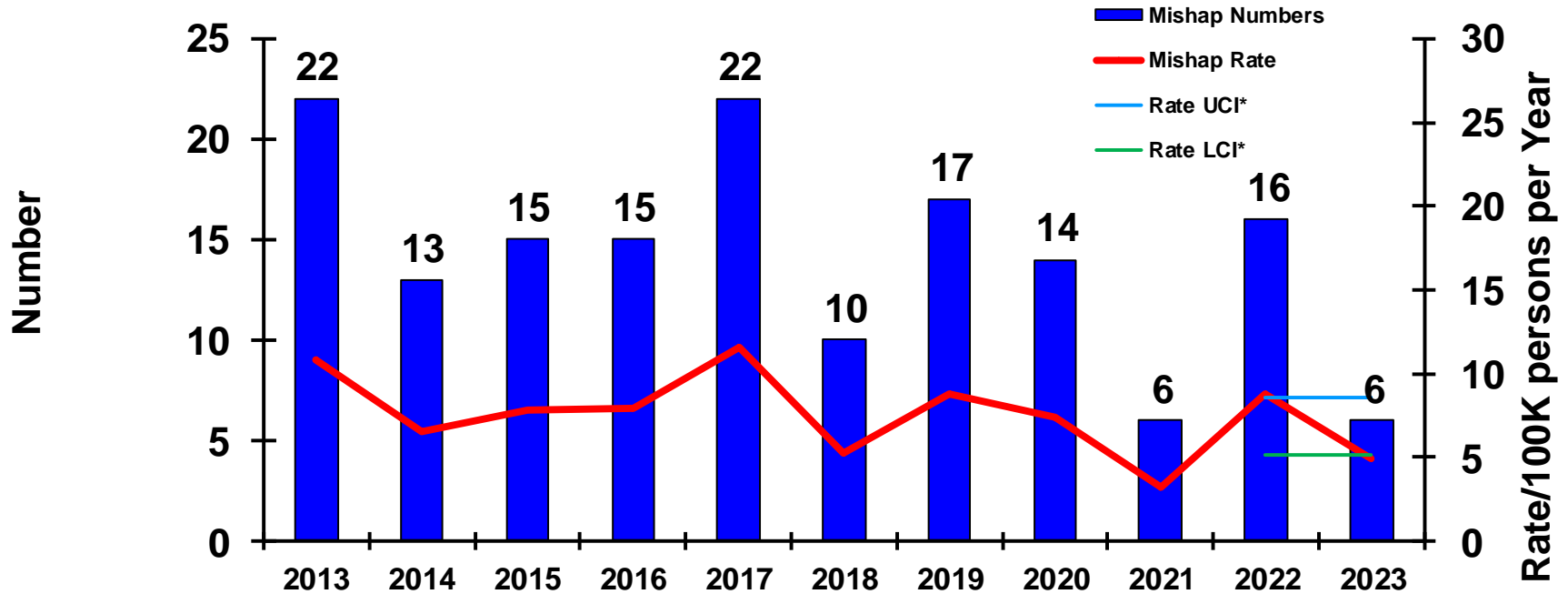


	<u>7-Jun-23</u>	<u>7-Jun-22</u>
CLASS A MISHAPS/MISHAP RATE FY COMPARISON:	1/0.82	2/1.60
FY22 MISHAPS/MISHAP RATE:	3/1.65	
10-YEAR AVERAGE (FY13-FY22) MISHAPS/MISHAP RATE:	2.50/1.30	

*see last slide for definition of UCI/LCI



TOTAL CLASS A ON-DUTY MISHAPS

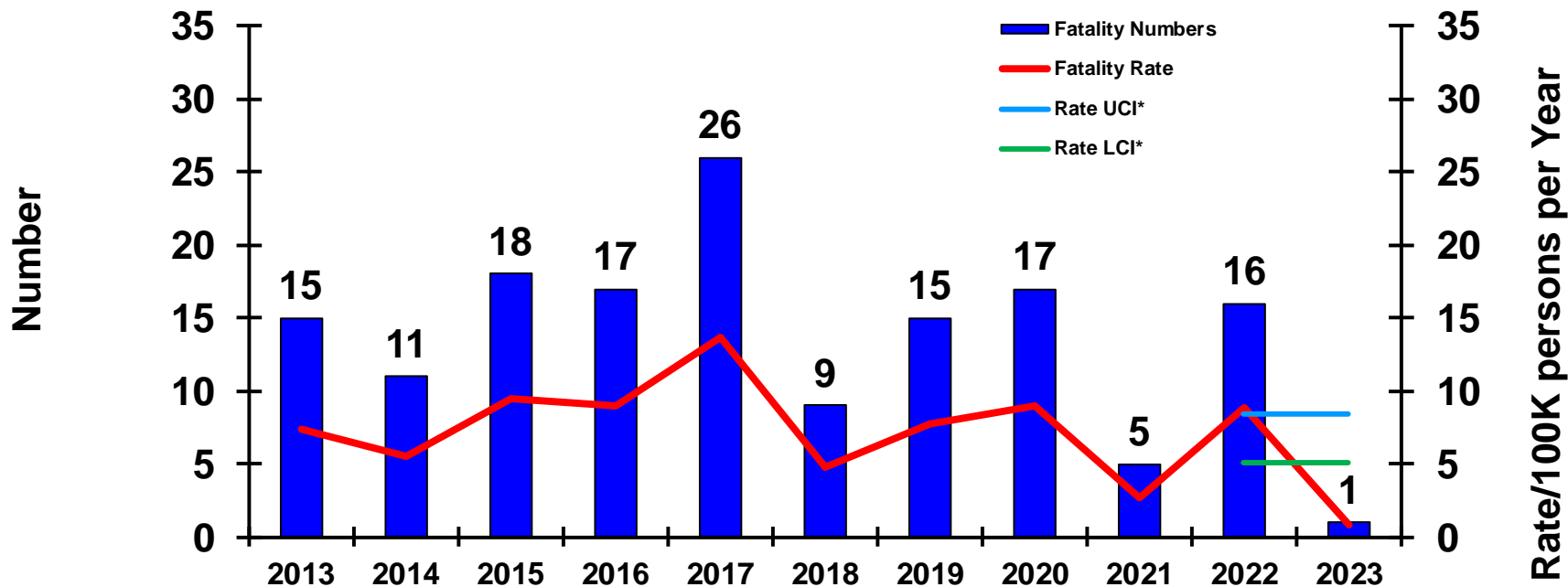


	<u>7-Jun-23</u>	<u>7-Jun-22</u>
CLASS A MISHAPS/MISHAP RATE FY COMPARISON:	6/4.93	11/8.86
FY22 MISHAPS/MISHAP RATE:	16/8.79	
10-YEAR AVERAGE (FY13-FY22) MISHAPS/MISHAP RATE:	15.00/7.81	

*see last slide for definition of UCI/LCI



ON-DUTY FATALITIES

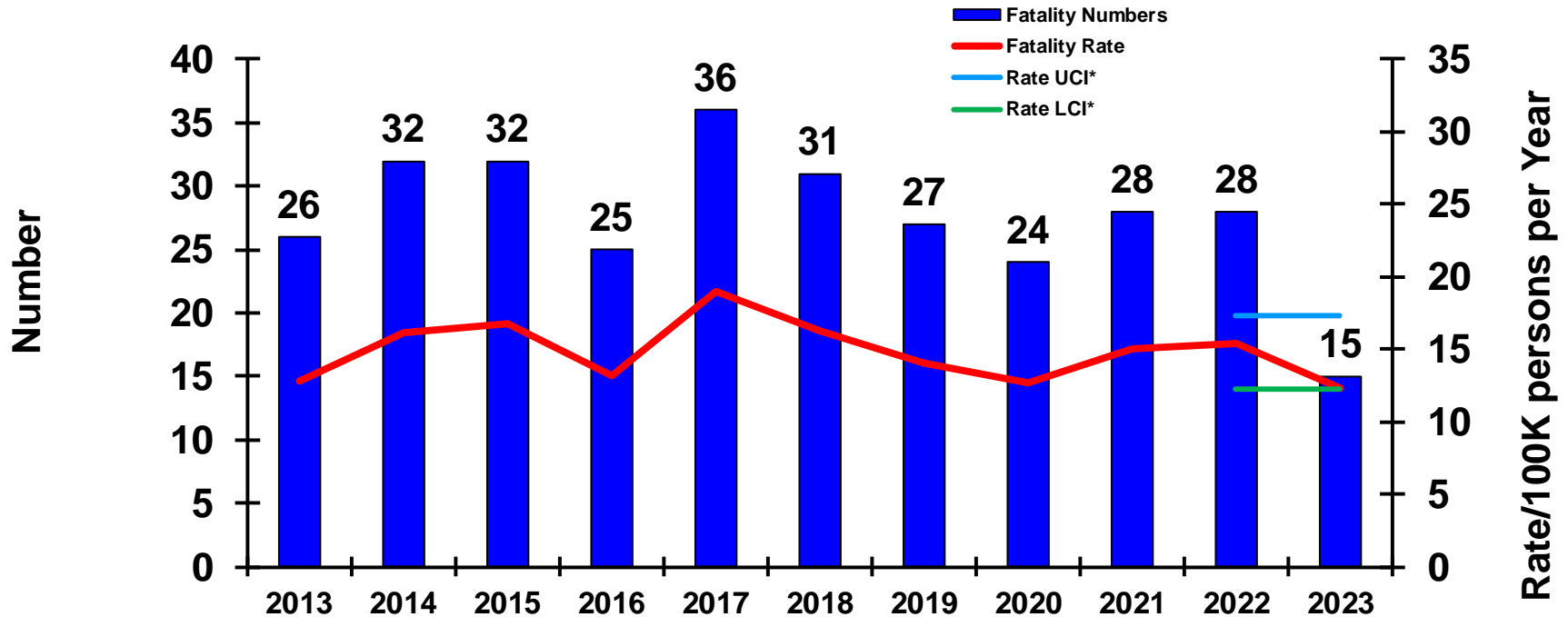


	<u>7-Jun-23</u>	<u>7-Jun-22</u>
CLASS A FATALITIES/FATALITY RATE FY COMPARISON:	1/0.82	9/7.22
FY22 FATALITIES/FATALITY RATE:	16/8.79	
10-YEAR AVERAGE (FY13-FY22) FATALITIES/FATALITY RATE:	14.90/7.79	

*see last slide for definition of UCI/LCI



TOTAL PMV FATALITIES



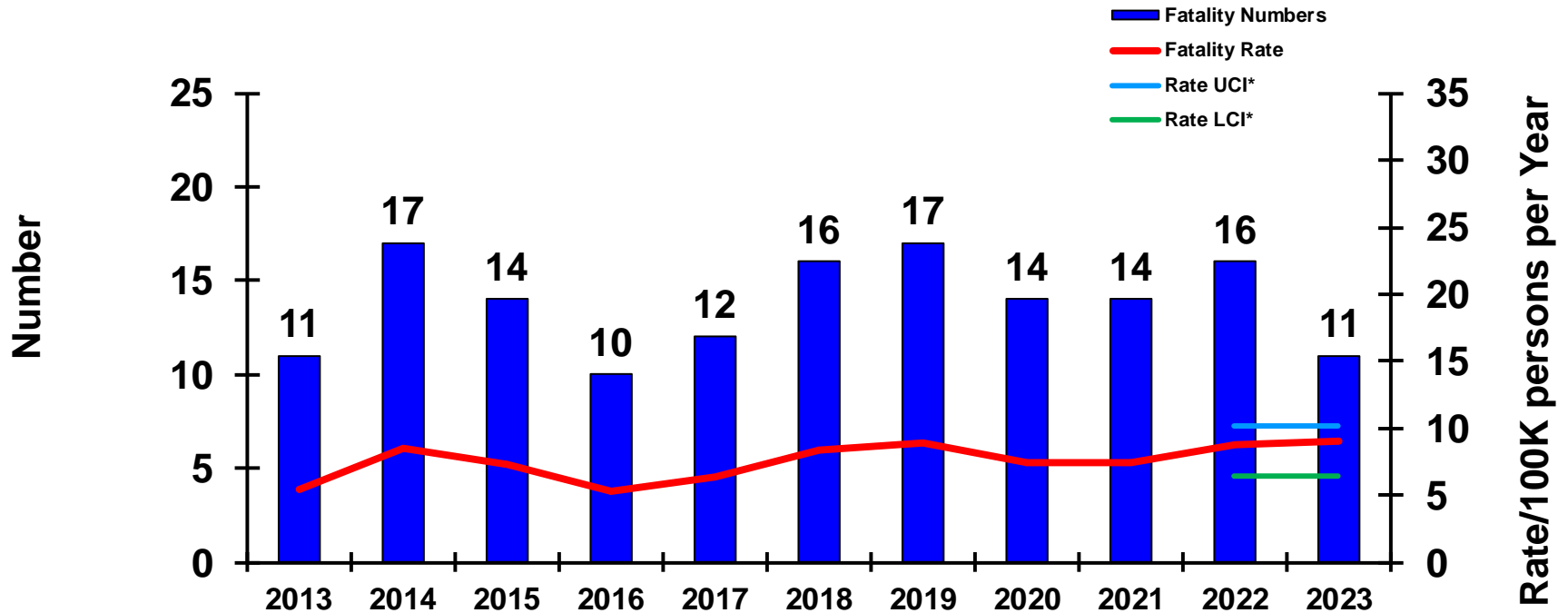
Pedestrian Fatalities this FY: 1

	<u>7-Jun-23</u>	<u>7-Jun-22</u>
CLASS A FATALITIES/FATALITY RATE FY COMPARISON:	15/12.29	15/12.03
FY22 FATALITIES/FATALITY RATE:	28/15.39	
10-YEAR AVERAGE (FY13-FY22) FATALITIES/FATALITY RATE:	28.90/15.10	

*see last slide for definition of UCI/LCI



PMV-4 FATALITIES



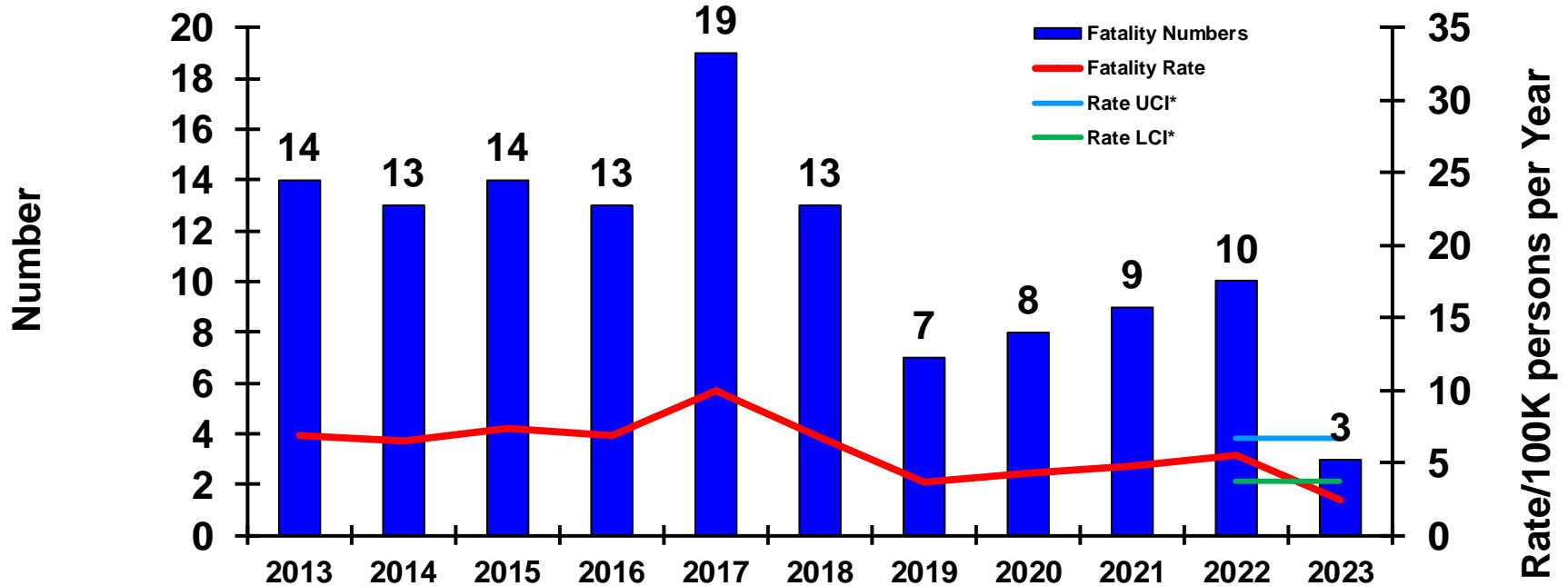
Pedestrian Fatalities this FY: 1

	7-Jun-23	7-Jun-22
CLASS A FATALITIES/FATALITY RATE FY COMPARISON:	11/9.01	5/4.03
FY22 FATALITIES/FATALITY RATE:	16/8.79	
10-YEAR AVERAGE (FY13-FY22) FATALITIES/FATALITY RATE:	14.10/7.37	

*see last slide for definition of UCI/LCI



PMV -2 FATALITIES



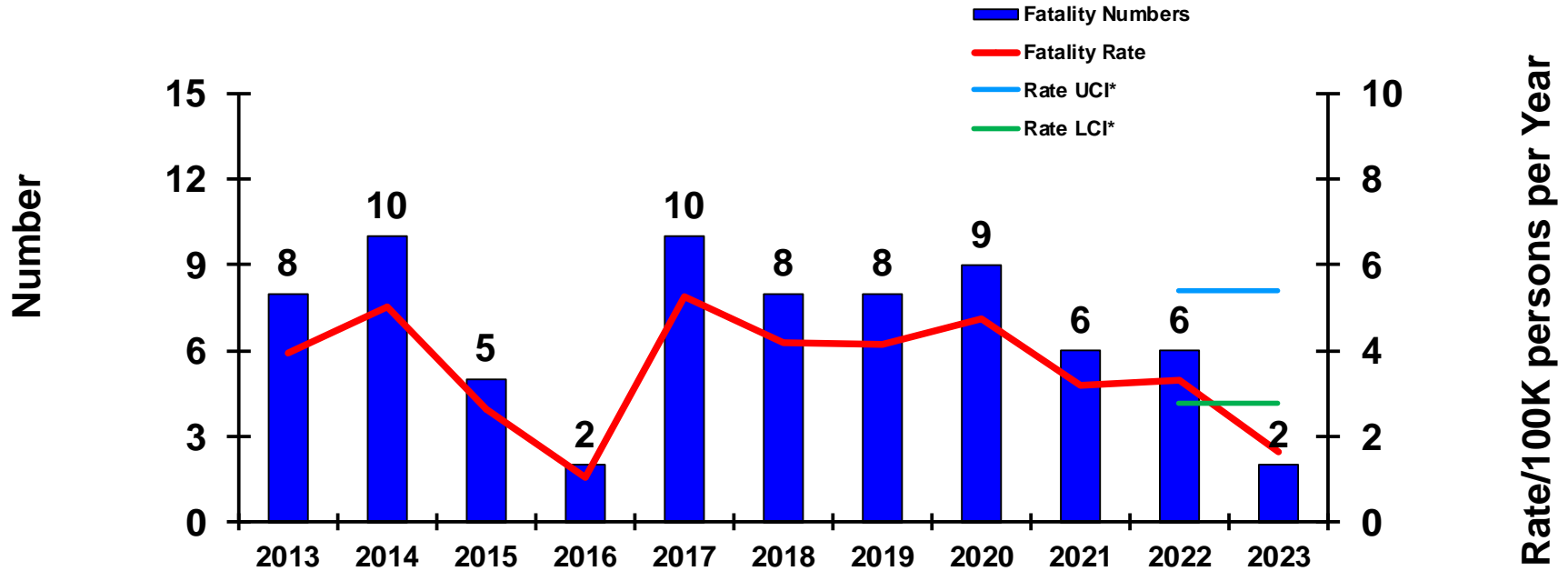
Pedestrian Fatalities this FY: 1

	7-Jun-23	7-Jun-22
CLASS A FATALITIES/FATALITY RATE FY COMPARISON:	3/2.46	7/5.62
FY22 FATALITIES/FATALITY RATE:	10/5.49	
10-YEAR AVERAGE (FY13-FY22) FATALITIES/FATALITY RATE:	12.00/6.26	

*see last slide for definition of UCI/LCI



OFF-DUTY/REC FATALITIES

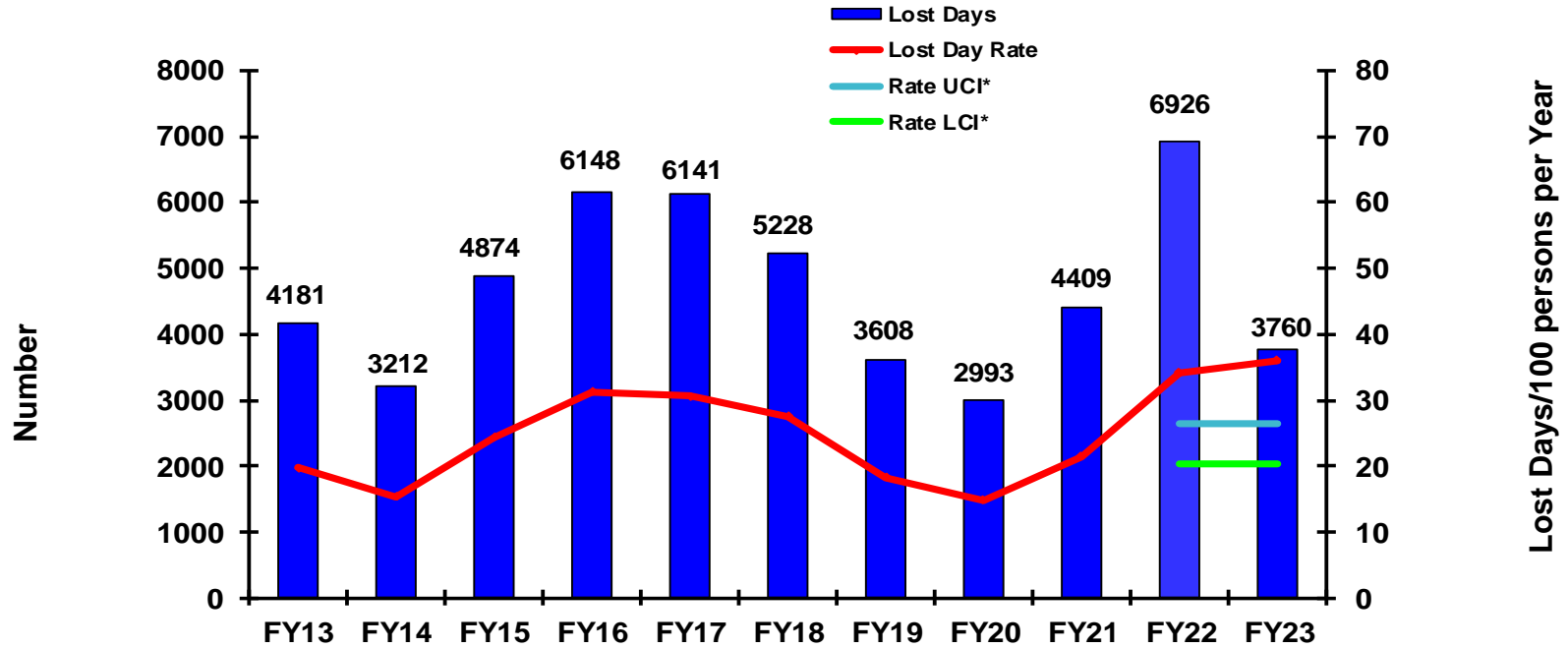


	<u>7-Jun-23</u>	<u>7-Jun-22</u>
CLASS A FATALITIES/FATALITY RATE FY COMPARISON:	2/1.64	5/4.03
FY22 FATALITIES/FATALITY RATE:	6/3.30	
10-YEAR AVERAGE (FY13-FY22) FATALITIES/FATALITY RATE:	7.20/3.75	

*see last slide for definition of UCI/LCI



CIVILIAN LOST WORK DAY

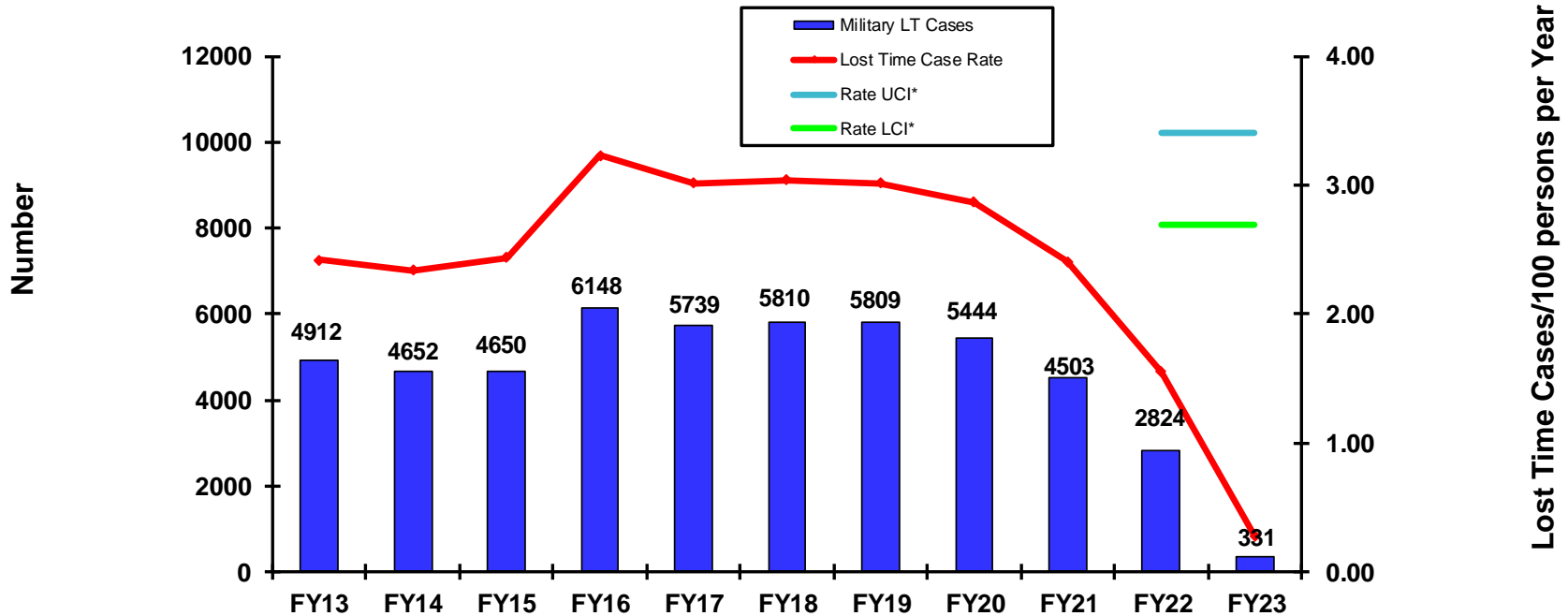


	<u>06 Jun 23</u>
LOST WORK DAY FY RATE COMPARISON:	36.09
FY22 LOST WORK DAY RATE:	34.20
5-YEAR AVERAGE (FY18-22) LOST WORK DAY RATE:	24.24

*see last slide for definition of UCI/LCI



MILITARY LOST TIME CASE RATE



	<u>06 Jun 23</u>
LOST WORK TIME CASE RATE:	0.28
FY22 LOST TIME CASE RATE:	1.55
5-YEAR AVERAGE (FY18-22) LOST TIME CASE RATE:	3.04

*see last slide for definition of UCI/LCI.

Navy Short Narratives

USN AVIATION CLASS A MISHAPS (includes UAS/UAV, FRMs and AGMs not included in the Flight Slide)

- 6 Jun 2023 (Location Withheld – OPSEC) 3 x EA-18G struck by lightning. All aircraft landed safely, no injuries to aircrew.
- 31 May 2023 (IVO Key West, FL) F-5N crashed during training mission, pilot ejected safely.
- 18 Mar 2023 (Location Withheld - OPSEC) F/A-18F damaged by JBD during flight operations, no injuries to personnel. (AGM)
- 17 Jan 2023 (Foley, Alabama) Aircraft crashed during a training flight. Both pilots successfully ejected, no major injuries reported.
- 22 Nov 2022 (NAS Oceana, Virginia Beach, VA) F/A-18E had engine fire in flight. Landed safely, no injuries to aircrew.
- 21 Nov 2022 (NAS Oceana, Virginia Beach, CA) F/A-18F blown tire on takeoff resulted in fuselage and engine damage. Aircraft recovered safely, no injuries.

USN AFLOAT CLASS A MISHAPS

- 8 May 2023 (Location Withheld – OPSEC) Naval craft sustained damage underway, no injury to crew.
- 3 Mar 2023 (Location Withheld – OPSEC) USS Ship experienced malfunction, no injuries to crew.
- 11 Dec 2022 (IVO Okinawa, Japan) SVM sustained head injury during fall at work, succumbed to injuries on 22 Dec 2022.
- 24 Oct 2022 (Location Withheld - OPSEC) Damage sustained to ship systems.
- 18 Oct 2022 (Location Withheld – OPSEC) Ship experienced underway malfunction at sea, no injury to crew.

USN SHORE CLASS A MISHAPS

- 19 Feb 2023 (Location Withheld-OPSEC) SVM involved in parachute training mishap, succumbed to injuries.
- 15 Dec 2022 (Fort Worth NAS JRB, TX) Government owned engine damaged during contractor owned F-35B landing mishap, no injuries to aircrew.
- 29 Nov 2022 (Pearl Harbor, HI) AFFF accidental discharge at facility.
- 5 Oct 2022 (Fort Worth NAS JRB, TX) A USN engine in a contractor F-35 sustained FOD damage during flight.

USN PHYSICAL TRAINING CLASS A MISHAPS

- NSTR

USN ON-DUTY MOTOR VEHICLE CLASS A MISHAPS

- NSTR

Navy Short Narratives

USN PRIVATE MOTOR VEHICLE FATALITIES

- 26 May 2023 (Brinnon, WA) SVM involved in a motorcycle accident, died at the scene.
- 25 May 2023 (Norfolk, VA) SVM involved in a motorcycle accident, died at the scene.
- 5 May 2023 (South Bahrain, Bahrain) SVM involved in a motorcycle accident, died at scene.
- 2 May 2023 (North Charleston, SC) SVM involved in a single motorcycle accident, succumbed to injuries.
- 2 Apr 2023 (Coupeville, VA) SVM was passenger in a motor vehicle accident, died at scene.
- 31 Mar 2023 (San Diego, CA) SVM involved in a motor vehicle accident , died at scene.
- 26 Feb 2023 (Augusta, GA) SVM involved in a motorcycle accident, died at scene.
- 25 Feb 2023 (San Diego, CA) SVM involved in a motorcycle accident, succumbed to injuries.
- 18 Feb 2023 (Waterford, CT) SVM passenger in a motor vehicle accident , died at scene.
- 13 Jan 2023 (San Diego, CA) SVM involved in a motorcycle accident, succumbed to injuries at hospital on 21 Jan 2023.
- 12 Jan 2023 (San Diego, CA) SVM struck by motor vehicle, died at scene.
- 9 Jan 2023 (Lake County, IL) SVM involved in motor vehicle accident, died at scene.
- 6 Jan 2023 (IVO Ventura County, CA) SVM involved in a motorcycle accident, died at scene.
- 1 Jan 2023 (Hamilton County, FL) SVM involved in motor vehicle accident, died at scene.
- 26 Dec 2022 (Lemoore, CA) 2 x SVMs involved in a motor vehicle accident, both died at scene.
- 25 Dec 2022 (Pensacola, FL) SVM involved in motor vehicle accident, succumbed to injuries.
- 11 Dec 2022 (Nueces County, TX) SVM involved in a motorcycle accident, died at scene.
- 10 Dec 2022 (Camp Pendleton, CA) SVM involved in a motor vehicle accident, died at scene.
- 10 Dec 2022 (Norfolk, VA) SVM involved in a motor vehicle accident, died at scene.
- 16 Oct 2022 (Augusta, GA) SVM involved in a motorcycle accident, died at scene.
- 10 Oct 2022 (Chesapeake, VA) SVM involved in a motorcycle accident, died at scene.

USN OFF-DUTY/RECREATIONAL FATALITIES

- 19 Apr 2023 (Waukegan Harbor, Waukegan, IL) SVM drowned in lake.
- 13 Feb 2023 (Guam) SVM drowned swimming, died at scene.
- 6 Nov 2022 (Fernandina Beach, FL) SVM died enroute to hospital following swimming mishap.
- 1 Oct 2022 (Rota, Spain) SVM fell from balcony, died at scene.

Marine Corps Short Narratives

USMC AVIATION CLASS A MISHAPS (includes UAS/UAV, FRMs and AGMs not included in the Flight Slide)

- 16 May 2023 (IVO Iwakuni, Japan) F-35B experienced in-flight FOD incident, landed safely, no injury to crew.
- 11 May 2023 (IVO MCAS Camp Pendleton, CA) CH-53E experienced a hard landing. 12 passengers sustained non-life threatening injuries.
- 14 Oct 2022 (MCAS Miramar, San Diego, CA) MV-22B engine fire on short final. Aircraft landed safely but received significant burn damage. No injuries.
- 6 Jan 2023 ((MCAS Cherry Point, NC) Inadvertent AFFF discharged in a hangar. Several aircraft and ground equipment were damaged. No injuries reported. (AGM)

USMC GROUND CLASS A MISHAPS

- NSTR

USMC PHYSICAL TRAINING CLASS A MISHAPS

- 18 Apr 2023 (Parris Island) SVM collapsed during PFT, died.

USMC ON-DUTY MOTOR VEHICLE CLASS A MISHAPS

- 13 Oct 2022 (IVO MCB Camp Pendleton, CA) During amphibious operations, 1 x ACV rolled over in surf. No injuries to crew.

USMC PRIVATE MOTOR VEHICLE FATALITIES

- 22 May 2023 (Yuma, AZ) SVM involved in a motorcycle accident, succumbed to injuries.
- 10 Mar 2023 (Kinston, NC) SVM involved in a motor vehicle accident, succumbed to injuries at hospital on 31 Mar 23.
- 20 Feb 2023 (El Centro, CA) SVM was passenger in a motor vehicle accident, died at scene.
- 10 Feb 2023 (Jacksonville, NC) SVM involved in motorcycle accident, died at scene.
- 8 Feb 2023 (Oceanside, CA) SVM involved in motor vehicle accident, died at scene.
- 29 Jan 2023 (Rantoul, KS) SVM involved in motor vehicle accident, died at scene.
- 17 Jan 2023 (New Orleans, LA) SVM involved in motor vehicle accident, died at scene.
- 14 Jan 2023 (San Diego, CA) SVM involved in a motorcycle accident, died at scene.
- 2 Jan 2023 (Camp Pendleton, CA) SVM involved in motor vehicle accident, died at scene.
- 1 Jan 2023 (Boaz, AL) SVM involved in motor vehicle accident, died at scene.
- 20 Nov 2022 (DeKalb County, GA) SVM involved in minor motor vehicle accident, exited vehicle, struck by another vehicle. Died at scene.

Marine Corps Short Narratives

USMC OFF-DUTY/RECREATIONAL FATALITIES

- 20 Nov 2022 (El Centro, CA) SVM involved in a motor vehicle accident, died on scene.
- 13 Nov 2022 (Sacramento, CA) SVM involved in a motor vehicle accident, died at scene.
- 5 Nov 2022 (Laguna Niguel, CA) SVM involved in a motor vehicle accident, deceased on scene.
- 1 Oct 2022 (Alta Vista, VA) SVM involved in a motor vehicle accident when tree fell on car, died at scene.
- 23 Mar 2023 (Location Withheld - OPSEC) SVM on leave, fell off boat, hit head and died.
- 13 Feb 23 (Asheville, NC) SVM fell while riding skateboard, suffered head injury. Transported to hospital, succumbed to injuries on 14 Feb 23.



Mishap Confidence Interval



- UCI = Upper Confidence Interval LCI = Lower Confidence Interval
- Rate values above the UCI or below the LCI infer a statistically significant change is probable. This is only an indicator. Significance cannot be determined until end-of-year.
- Values between the UCI and LCI infer that nothing significant has occurred to increase or decrease mishap rate.

(Confidence Interval is based on: Poisson Rate related to a Chi Squared Distribution and calculated using FY16-20 data except for the Lost Work Days and Lost Time Case slides which were based on a normal distribution).