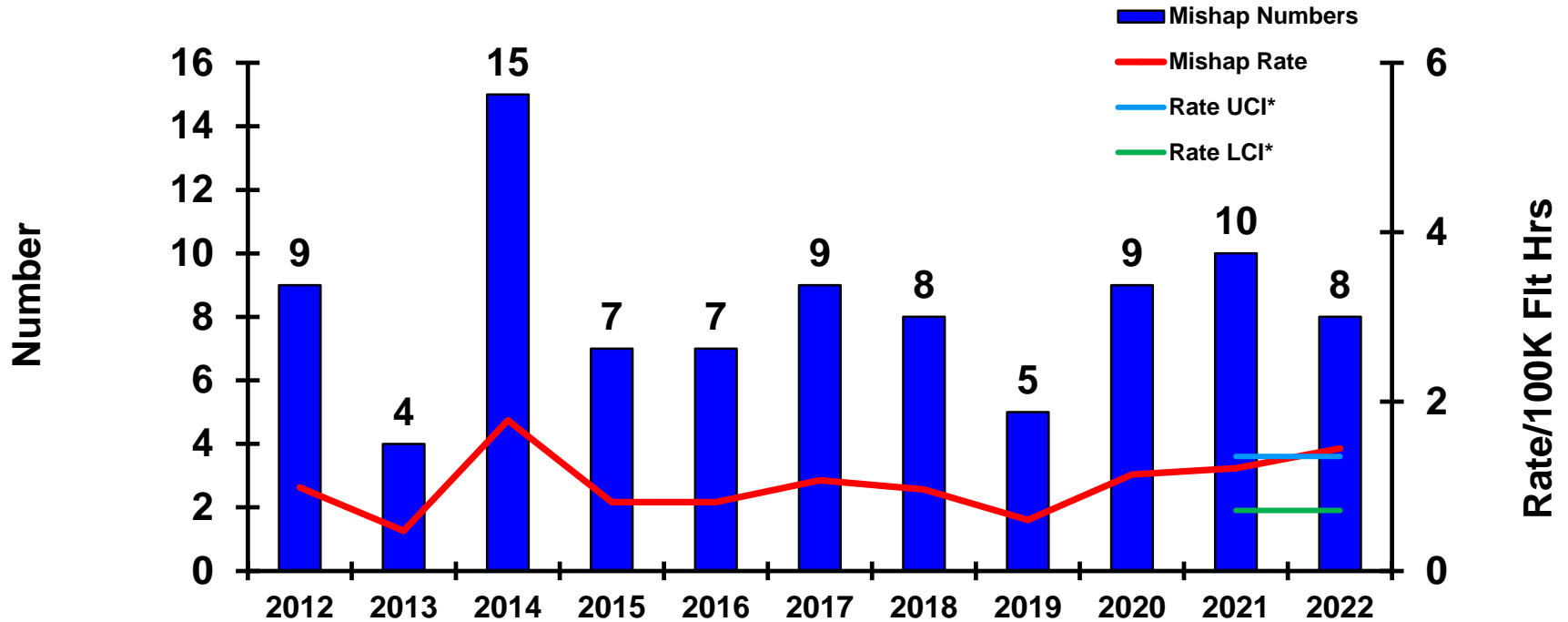




# CLASS A FLIGHT MISHAPS

Manned Aircraft Only

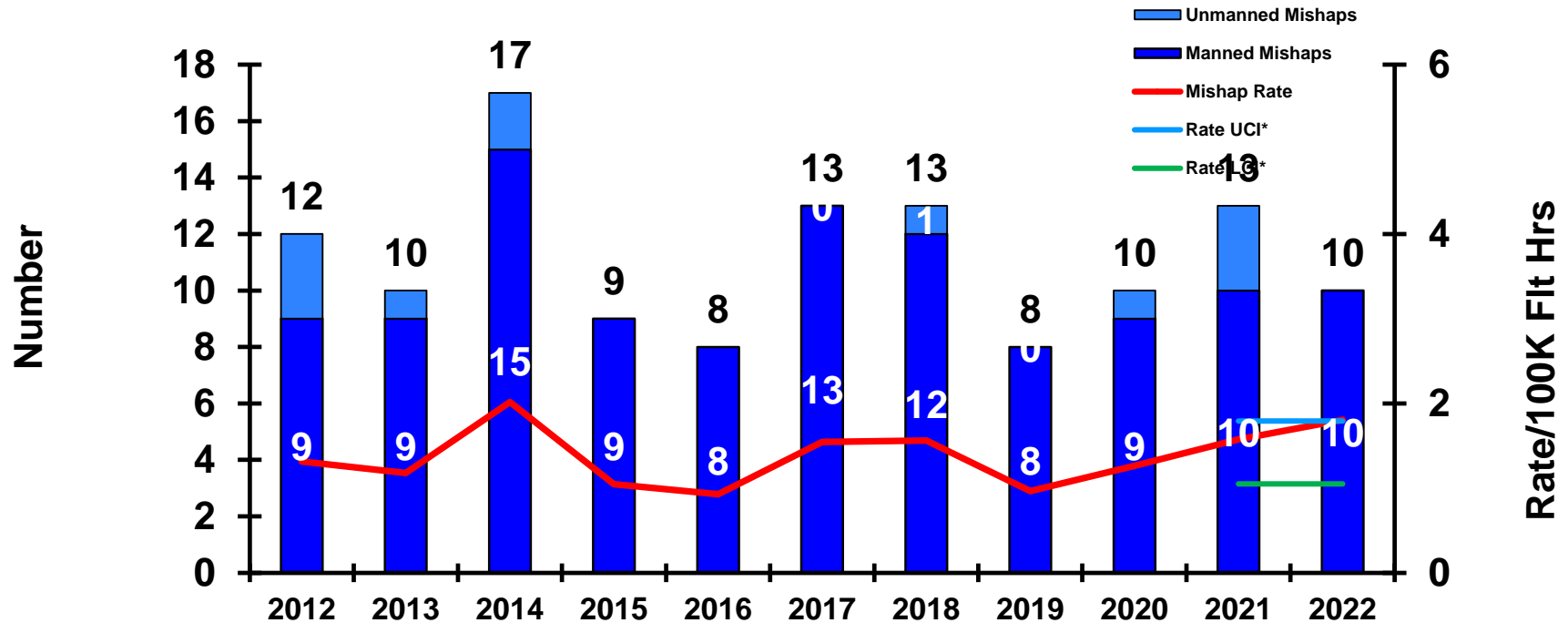


	<u>8-Jun-22</u>	<u>8-Jun-21</u>
<b>CLASS A MISHAPS/MISHAP RATE FY COMPARISON:</b>	8/1.45	5/0.90
<b>FY21 MISHAPS/MISHAP RATE:</b>	10/1.21	
<b>10-YEAR AVERAGE (FY11-20) MISHAPS/MISHAP RATE:</b>	8.30/0.98	

\*see last slide for definition of UCI/LCI



# CLASS A AVIATION MISHAPS

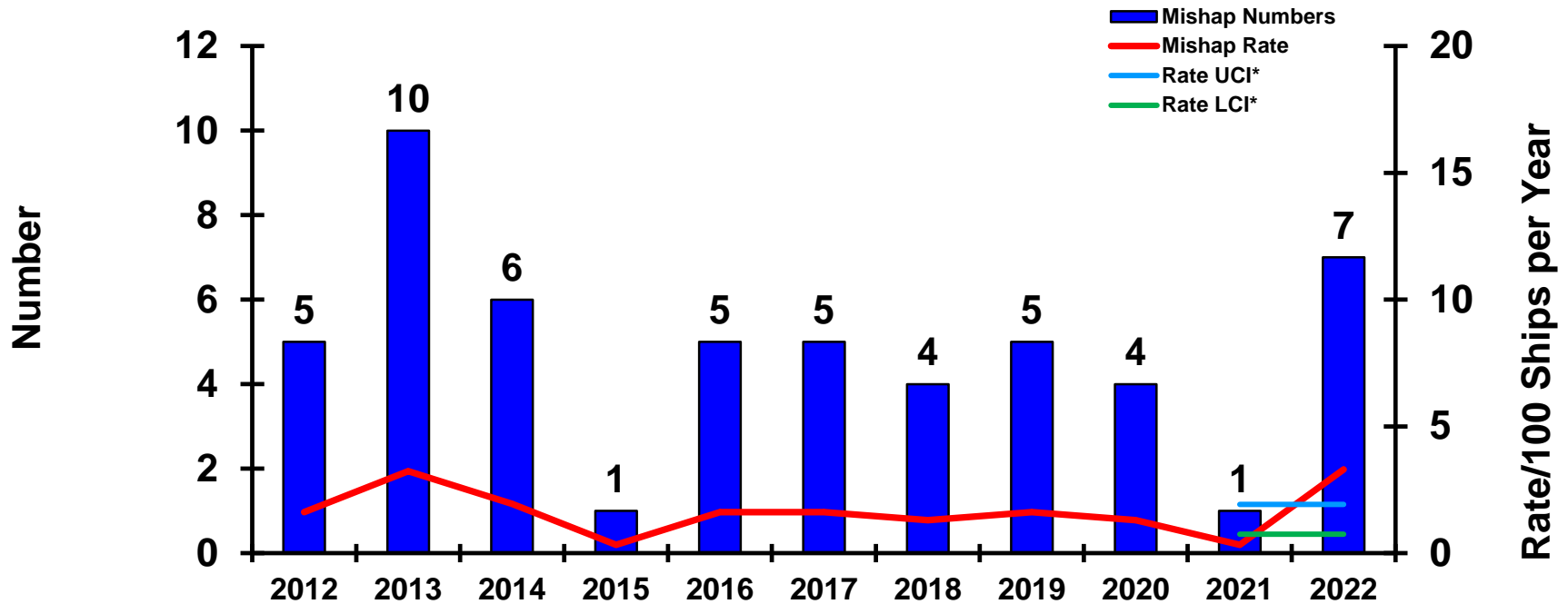


	<u>8-Jun-22</u>	<u>8-Jun-21</u>
<b>CLASS A MISHAPS/MISHAP RATE FY COMPARISON:</b>	10/1.81	8/1.45
<b>FY21 MISHAPS/MISHAP RATE:</b>	13/1.58	
<b>10-YEAR AVERAGE (FY11-20) MISHAPS/MISHAP RATE:</b>	11.30/1.34	

\*see last slide for definition of UCI/LCI



# CLASS A AFLOAT MISHAPS

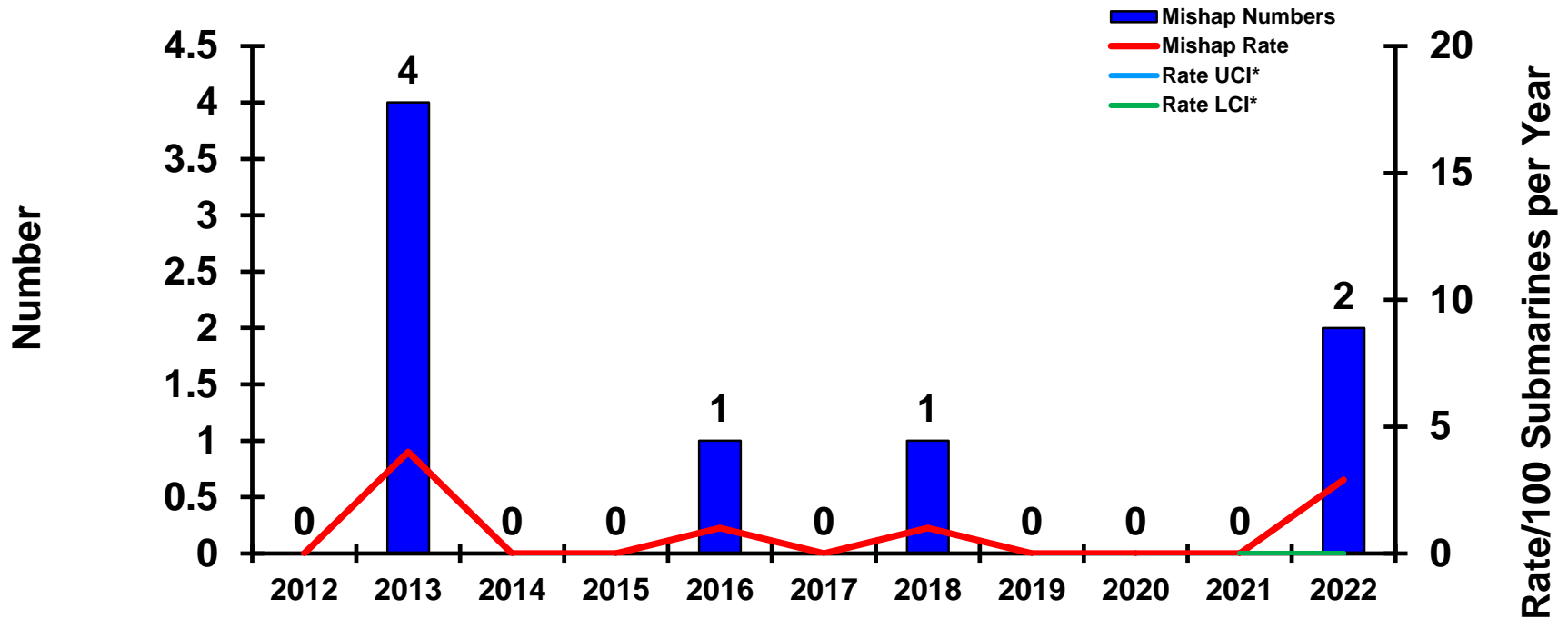


<b>CLASS A MISHAPS/MISHAP RATE FY COMPARISON:</b>	<u>8-Jun-22</u>	<u>8-Jun-21</u>
	7/3.29	1/0.47
<b>FY21 MISHAPS/MISHAP RATE:</b>	1/0.32	
<b>10-YEAR AVERAGE (FY11-20) MISHAPS/MISHAP RATE:</b>	4.60/1.49	

\*see last slide for definition of UCI/LCI



# CLASS A SUBMARINE MISHAPS

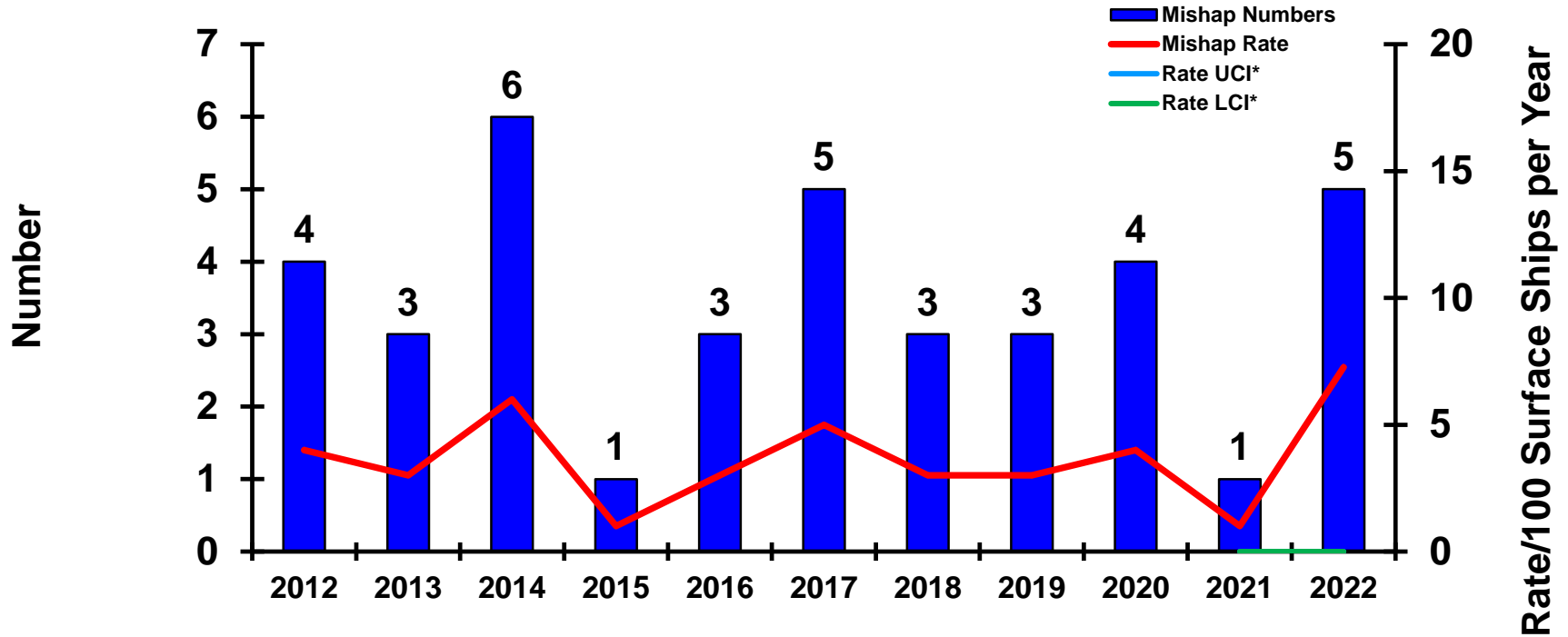


	<u>8-Jun-22</u>	<u>8-Jun-21</u>
<b>CLASS A MISHAPS/MISHAP RATE FY COMPARISON:</b>	2/2.91	0/0.00
<b>FY21 MISHAPS/MISHAP RATE:</b>	0/0.00	
<b>10-YEAR AVERAGE (FY11-20) MISHAPS/MISHAP RATE:</b>	0.60/0.60	

\*see last slide for definition of UCI/LCI



# CLASS A SURFACE SHIP MISHAPS

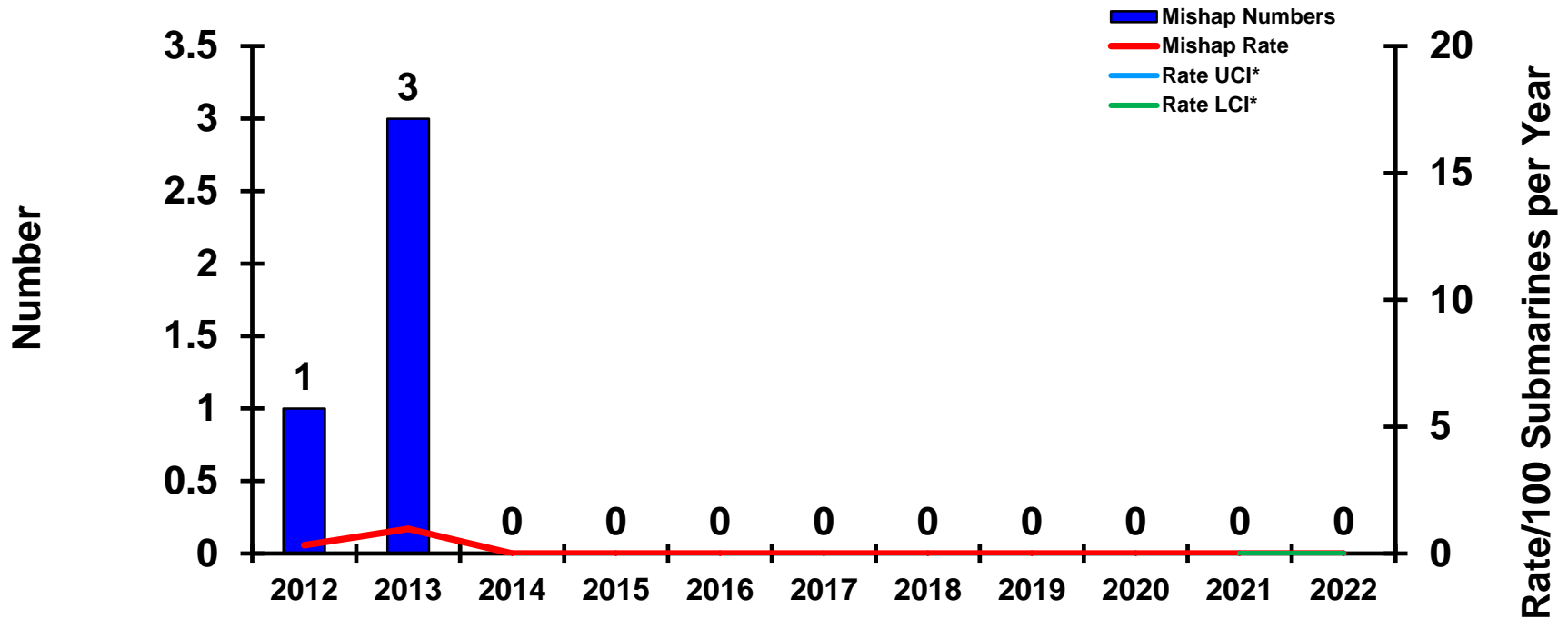


	<u>8-Jun-22</u>	<u>8-Jun-21</u>
<b>CLASS A MISHAPS/MISHAP RATE FY COMPARISON:</b>	5/7.27	1/1.00
<b>FY21 MISHAPS/MISHAP RATE:</b>	1/1.00	
<b>10-YEAR AVERAGE (FY11-20) MISHAPS/MISHAP RATE:</b>	3.30/3.30	

\*see last slide for definition of UCI/LCI



# CLASS A DIVING MISHAPS

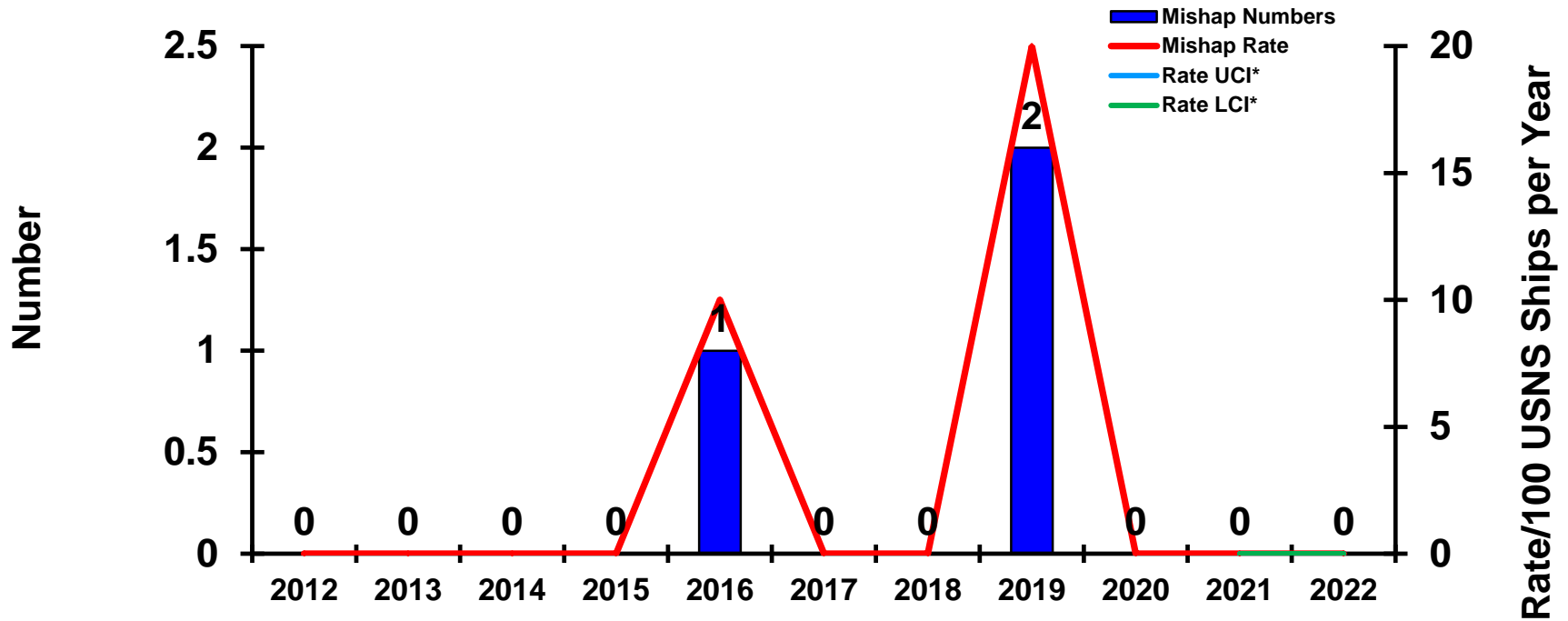


	<u>8-Jun-22</u>	<u>8-Jun-21</u>
<b>CLASS A MISHAPS/MISHAP RATE FY COMPARISON:</b>	0/0.00	0/0.00
<b>FY21 MISHAPS/MISHAP RATE:</b>	0/0.00	
<b>10-YEAR AVERAGE (FY11-20) MISHAPS/MISHAP RATE:</b>	0.40/0.13	

\*see last slide for definition of UCI/LCI



# CLASS A MSC AFLOAT MISHAPS

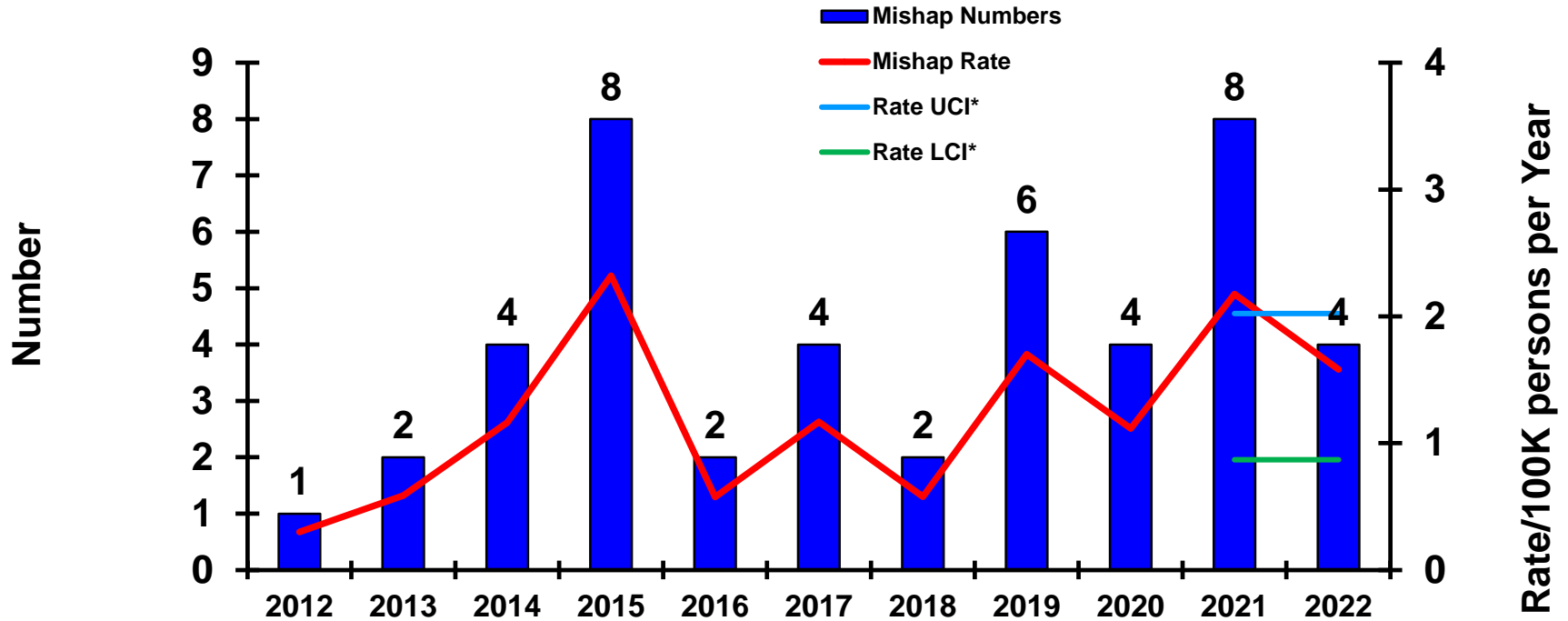


	<u>8-Jun-22</u>	<u>8-Jun-21</u>
<b>CLASS A MISHAPS/MISHAP RATE FY COMPARISON:</b>	0/0.00	0/0.00
<b>FY21 MISHAPS/MISHAP RATE:</b>	0/0.00	
<b>10-YEAR AVERAGE (FY11-20) MISHAPS/MISHAP RATE:</b>	0.30/3.00	

\*see last slide for definition of UCI/LCI



# CLASS A SHORE ON-DUTY MISHAPS



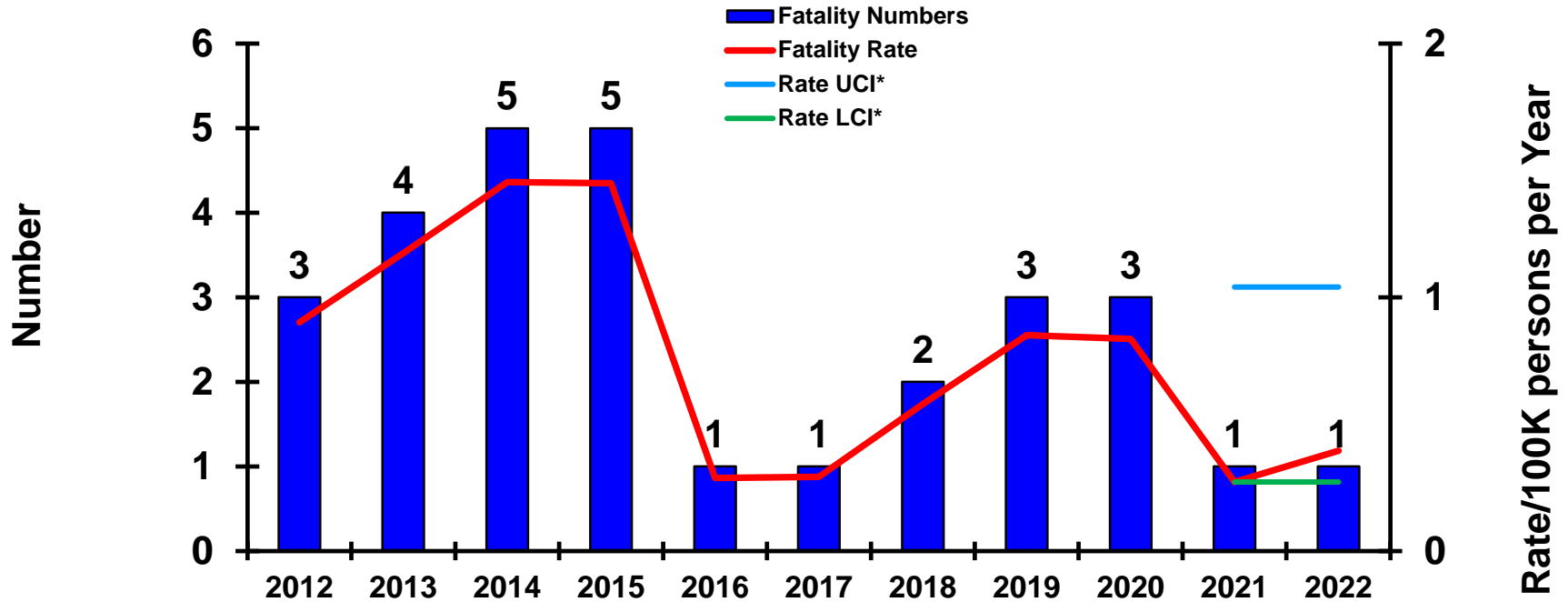
	<u>8-Jun-22</u>	<u>8-Jun-21</u>
<b>CLASS A MISHAPS/MISHAP RATE FY COMPARISON:</b>	4/1.58	5/1.97
<b>FY21 MISHAPS/MISHAP RATE:</b>	8/2.18	
<b>10-YEAR AVERAGE (FY11-20) MISHAPS/MISHAP RATE:</b>	4.10/1.17	

\*see last slide for definition of UCI/LCI





# PHYSICAL TRAINING FATALITIES

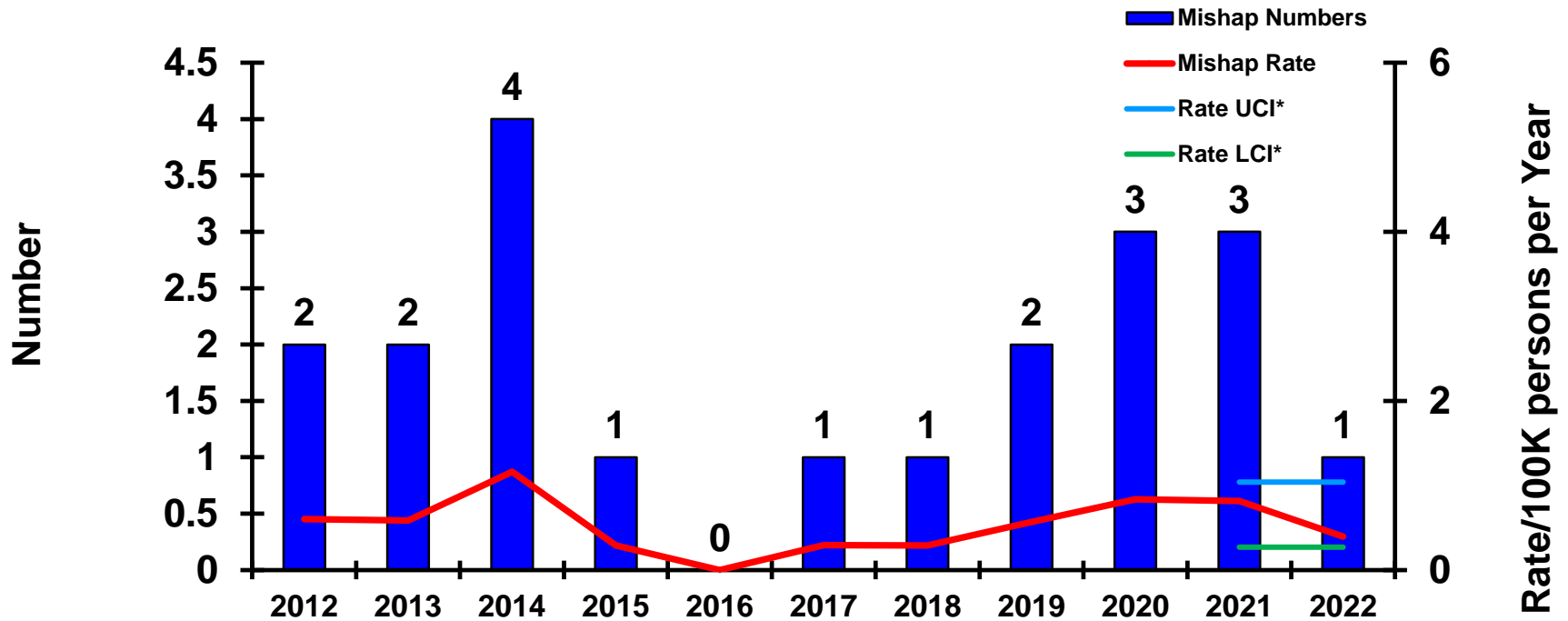


	8-Jun-22	8-Jun-21
<b>FATALITIES/FATALITY RATE FY COMPARISON:</b>	1/0.40	1/0.39
<b>FY21 FATALITIES/FATALITY RATE:</b>	1/0.27	
<b>10-YEAR AVERAGE (FY11-20) FATALITIES/FATALITY RATE:</b>	2.80/0.81	

\*see last slide for definition of UCI/LCI



# CLASS A ON-DUTY MV MISHAPS

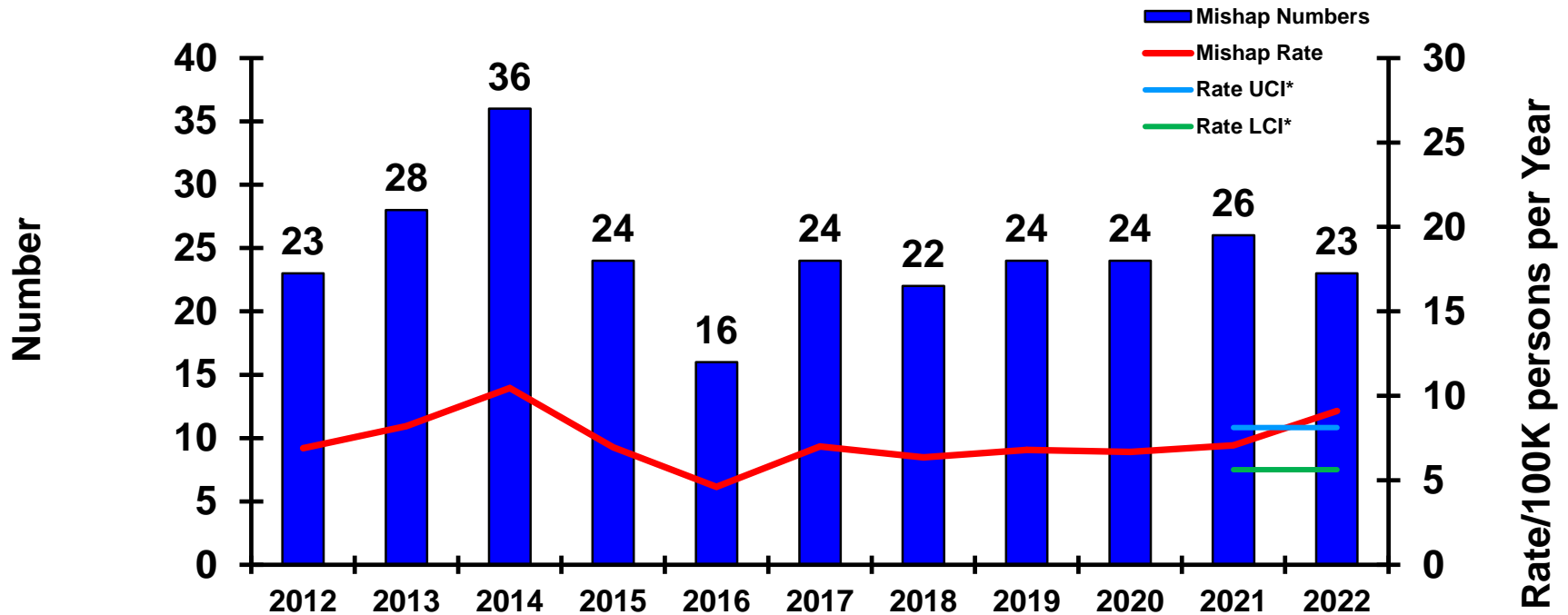


	<u>8-Jun-22</u>	<u>8-Jun-21</u>
<b>CLASS A MISHAPS/MISHAP RATE FY COMPARISON:</b>	1/0.40	3/1.18
<b>FY21 MISHAPS/MISHAP RATE:</b>	3/0.82	
<b>10-YEAR AVERAGE (FY11-20) MISHAPS/MISHAP RATE:</b>	1.90/0.54	

\*see last slide for definition of UCI/LCI



# TOTAL CLASS A ON-DUTY MISHAPS

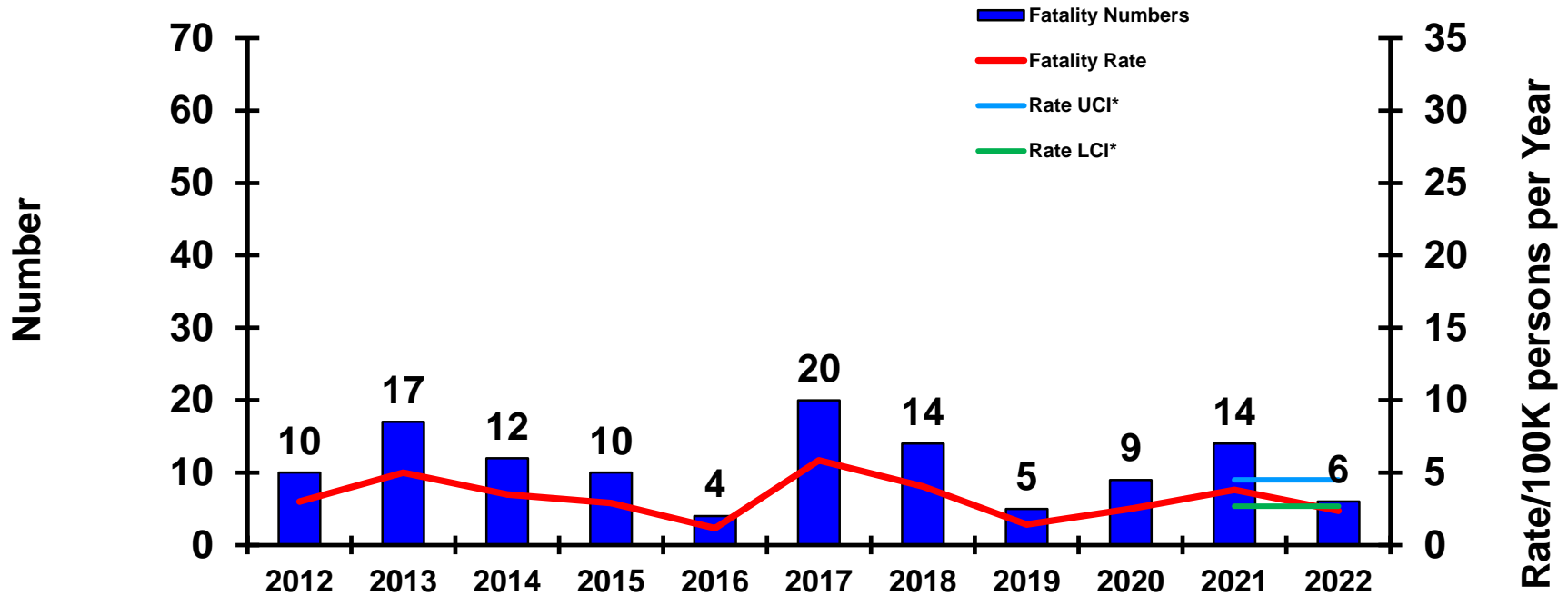


	8-Jun-22	8-Jun-21
<b>CLASS A MISHAPS/MISHAP RATE FY COMPARISON:</b>	23/9.10	18/7.10
<b>FY21 MISHAPS/MISHAP RATE:</b>	26/7.07	
<b>10-YEAR AVERAGE (FY11-20) MISHAPS/MISHAP RATE:</b>	24.70/7.11	

\*see last slide for definition of UCI/LCI



# ON-DUTY FATALITIES

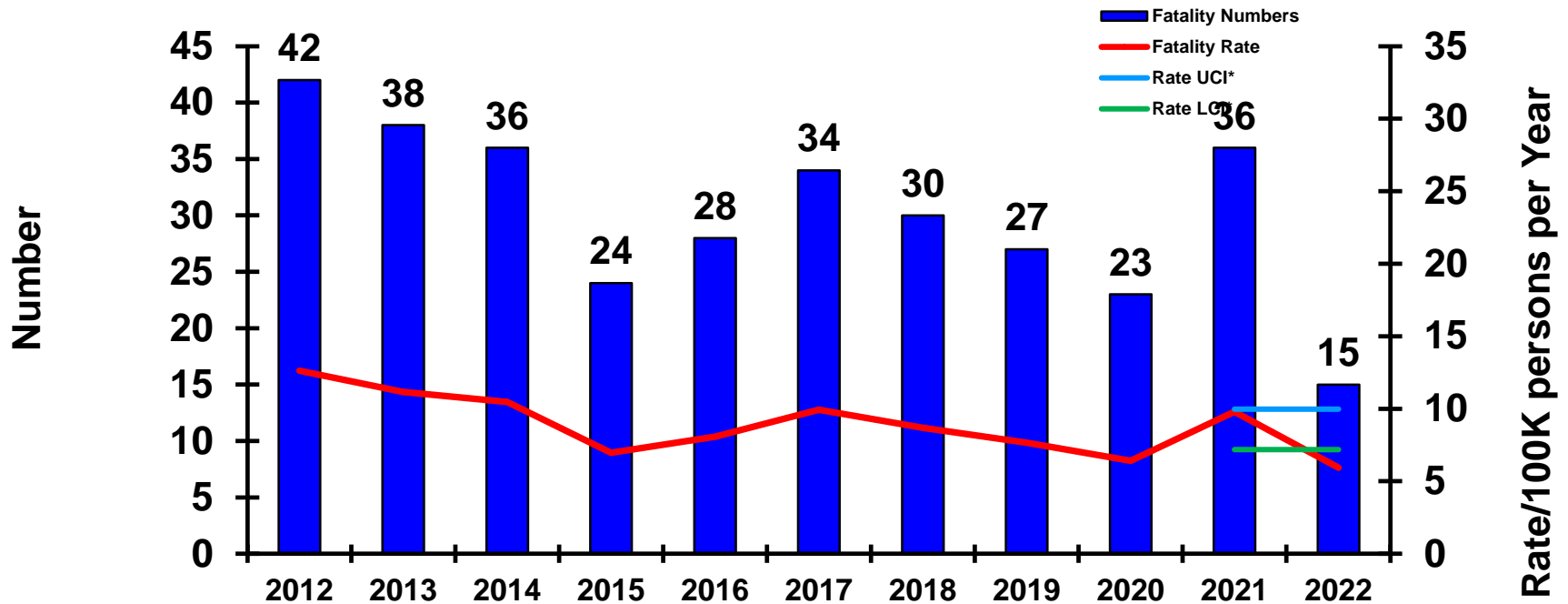


	<u>8-Jun-22</u>	<u>8-Jun-21</u>
<b>CLASS A FATALITIES/FATALITY RATE FY COMPARISON:</b>	6/2.37	7/2.76
<b>FY21 FATALITIES/FATALITY RATE:</b>	14/3.81	
<b>10-YEAR AVERAGE (FY11-20) FATALITIES/FATALITY RATE:</b>	11.50/3.32	

\*see last slide for definition of UCI/LCI



# PMV FATALITIES



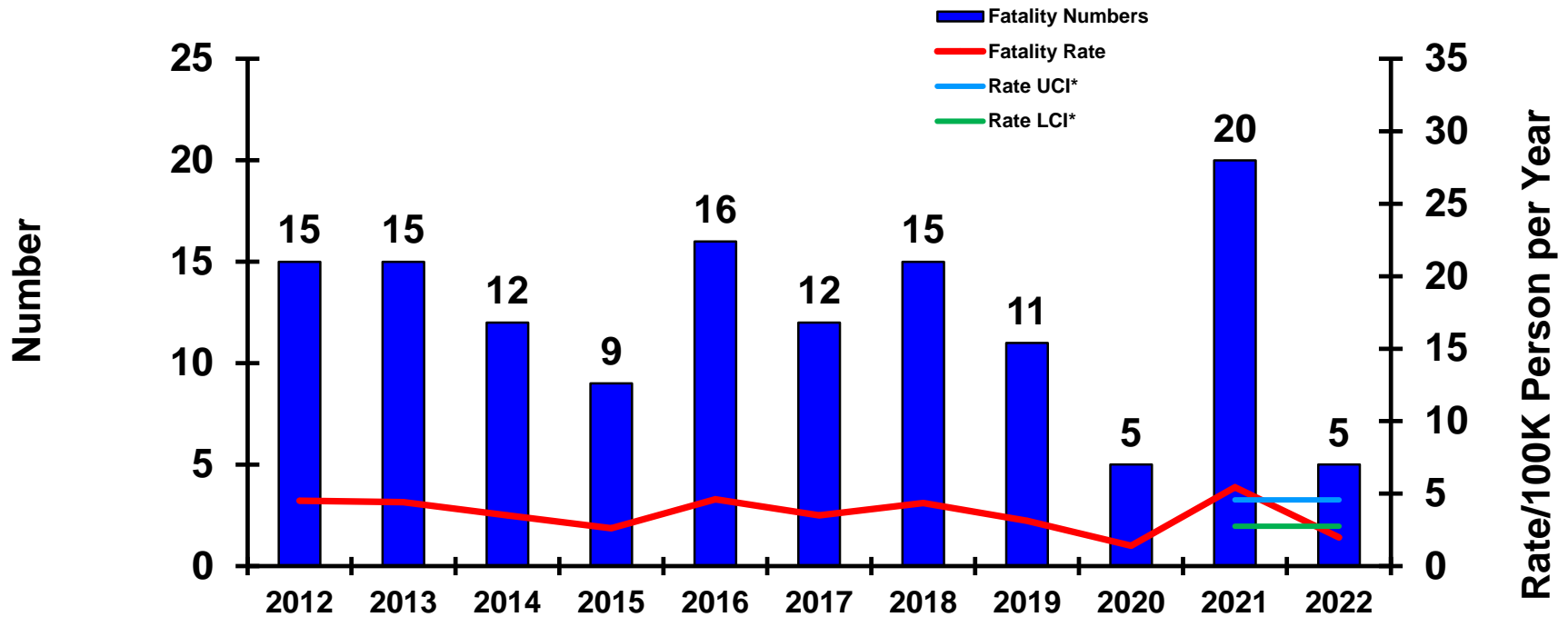
Pedestrian Fatalities this FY: 2

	<u>08-Jun-22</u>	<u>8-Jun-21</u>
<b>CLASS A FATALITIES/FATALITY RATE FY COMPARISON:</b>	15/5.93	24/9.47
<b>FY21 FATALITIES/FATALITY RATE:</b>	36/9.79	
<b>10-YEAR AVERAGE (FY11-20) FATALITIES/FATALITY RATE:</b>	31.80/9.17	

\*see last slide for definition of UCI/LCI



# 4-WHEEL PMV FATALITIES



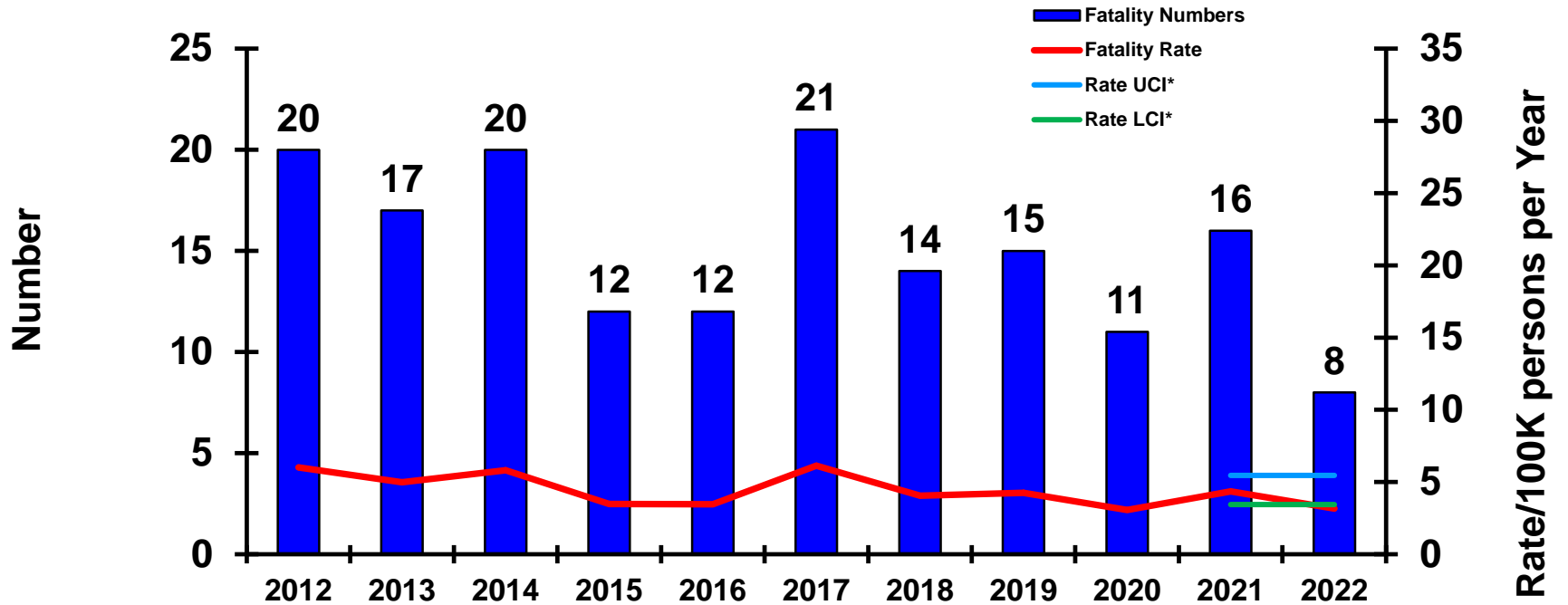
Pedestrian Fatalities not included

	8-Jun-22	8-Jun-21
<b>CLASS A FATALITIES/FATALITY RATE FY COMPARISON:</b>	5/1.98	13/5.13
<b>FY21 FATALITIES/FATALITY RATE:</b>	20/5.44	
<b>10-YEAR AVERAGE (FY11-20) FATALITIES/FATALITY RATE:</b>	13.00/3.74	

\*see last slide for definition of UCI/LCI



# MOTORCYCLE PMV FATALITIES



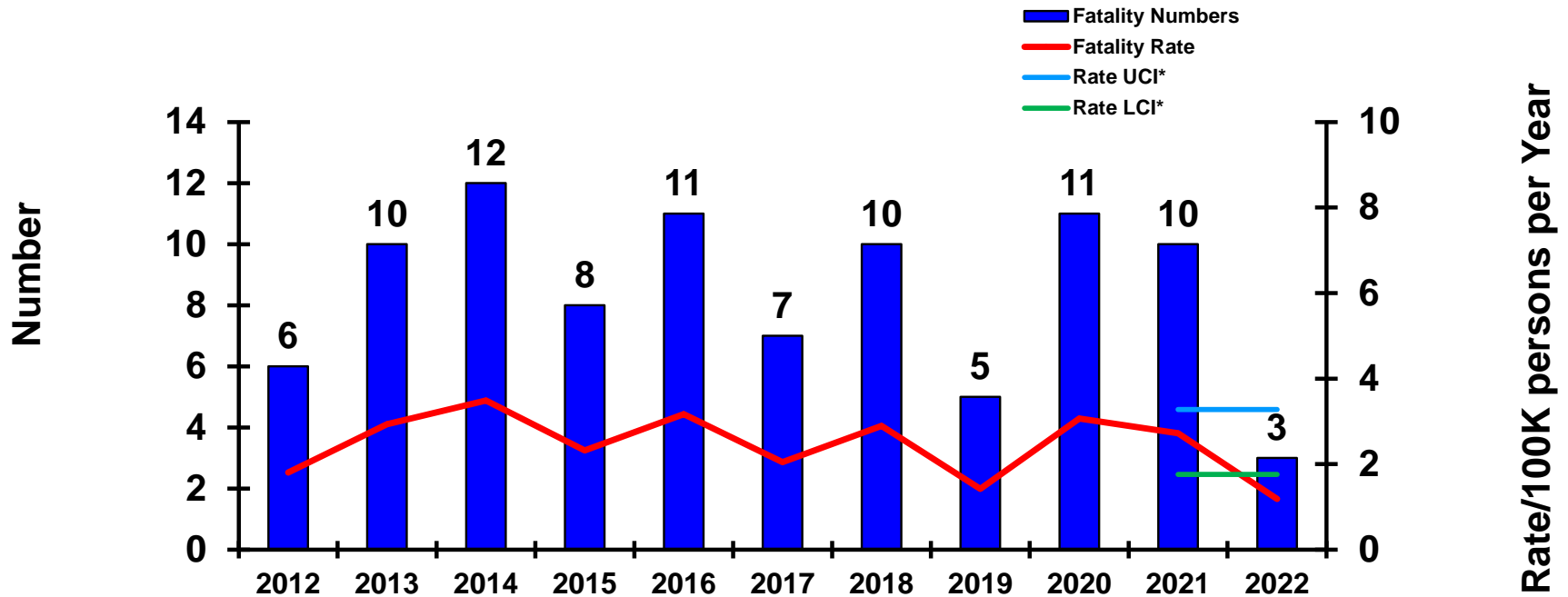
Pedestrian Fatalities not included

	8-Jun-22	8-Jun-21
<b>CLASS A FATALITIES/FATALITY RATE FY COMPARISON:</b>	8/3.16	11/4.34
<b>FY21 FATALITIES/FATALITY RATE:</b>	16/4.35	
<b>10-YEAR AVERAGE (FY11-20) FATALITIES/FATALITY RATE:</b>	15.80/4.56	

\*see last slide for definition of UCI/LCI



# OFF-DUTY/REC FATALITIES



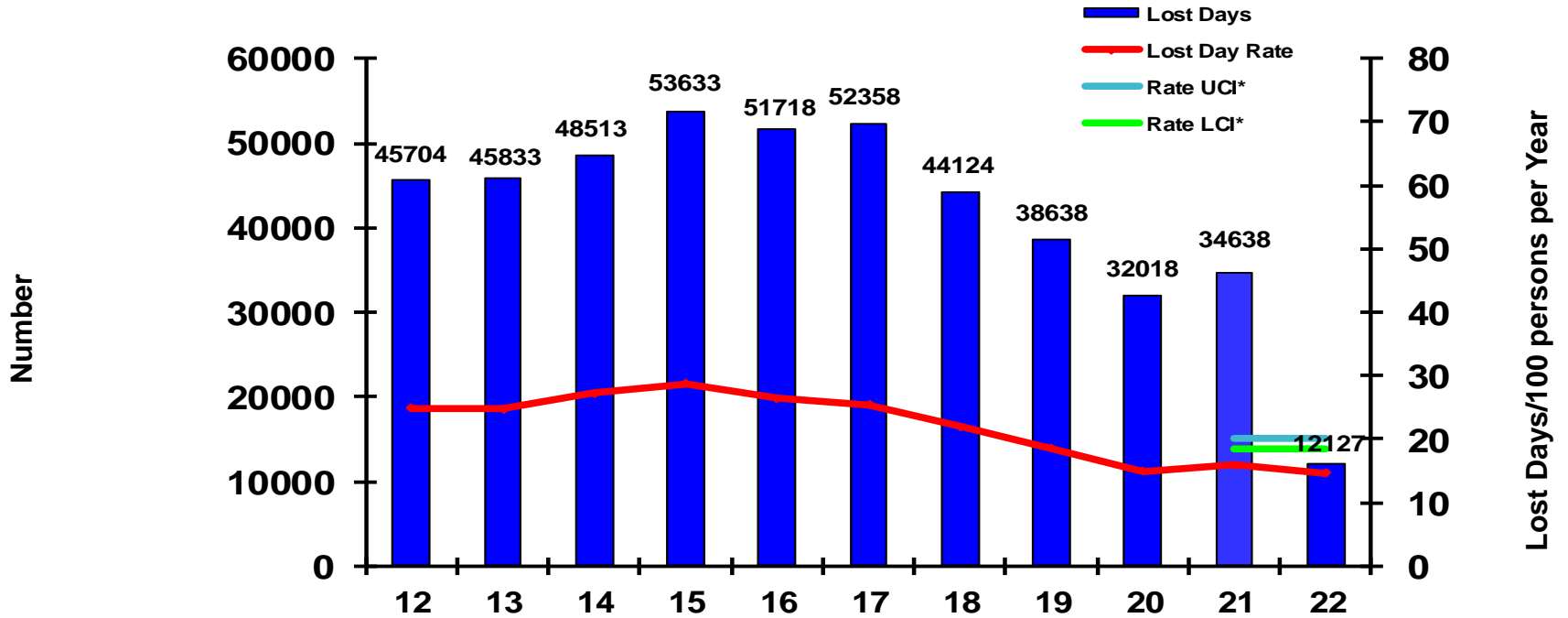
	<u>8-Jun-22</u>	<u>8-Jun-21</u>
<b>CLASS A FATALITIES/FATALITY RATE FY COMPARISON:</b>	3/1.19	8/3.16
<b>FY21 FATALITIES/FATALITY RATE:</b>	10/2.72	
<b>10-YEAR AVERAGE (FY11-20) FATALITIES/FATALITY RATE:</b>	9.00/2.59	

\*see last slide for definition of UCI/LCI





# CIVILIAN LOST WORK DAY

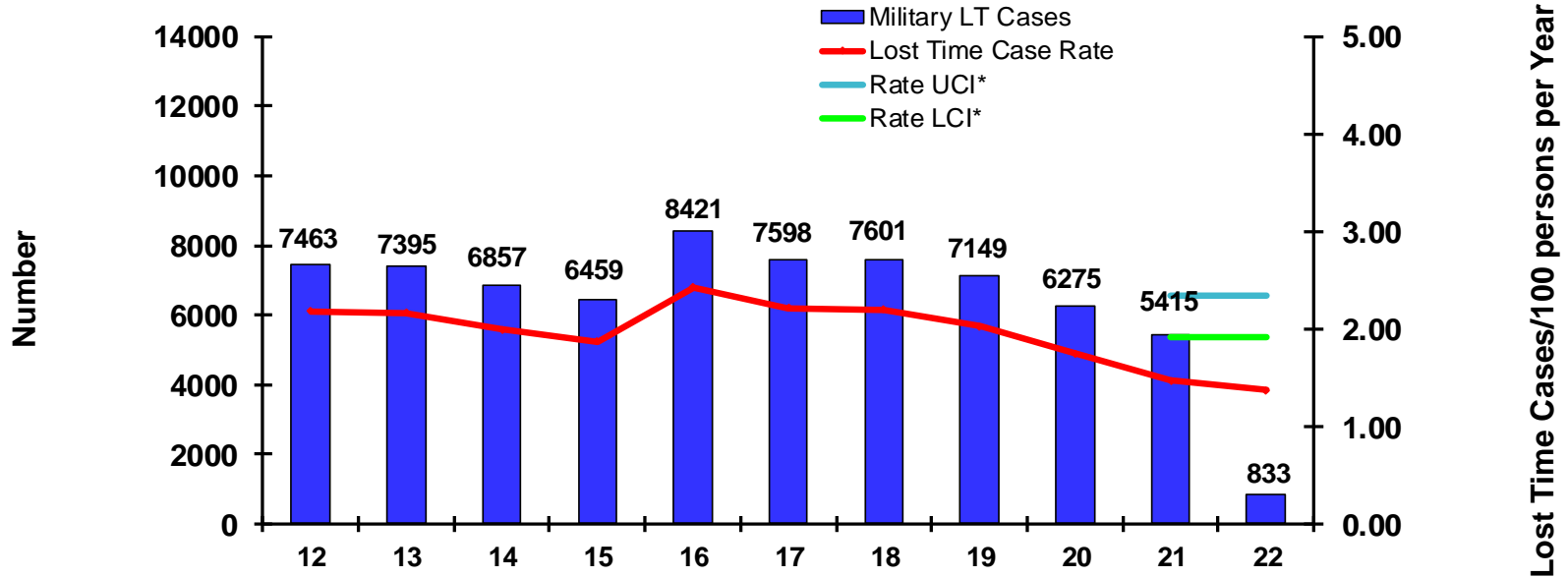


	<u>15 Jan 22</u>
LOST WORK DAY FY RATE COMPARISON:	14.66
FY21 LOST WORK DAY RATE:	15.97
5-YEAR AVERAGE (FY17-21) LOST WORK DAY RATE:	19.36

\*see last slide for definition of UCI/LCI



# MILITARY LOST TIME CASE RATE



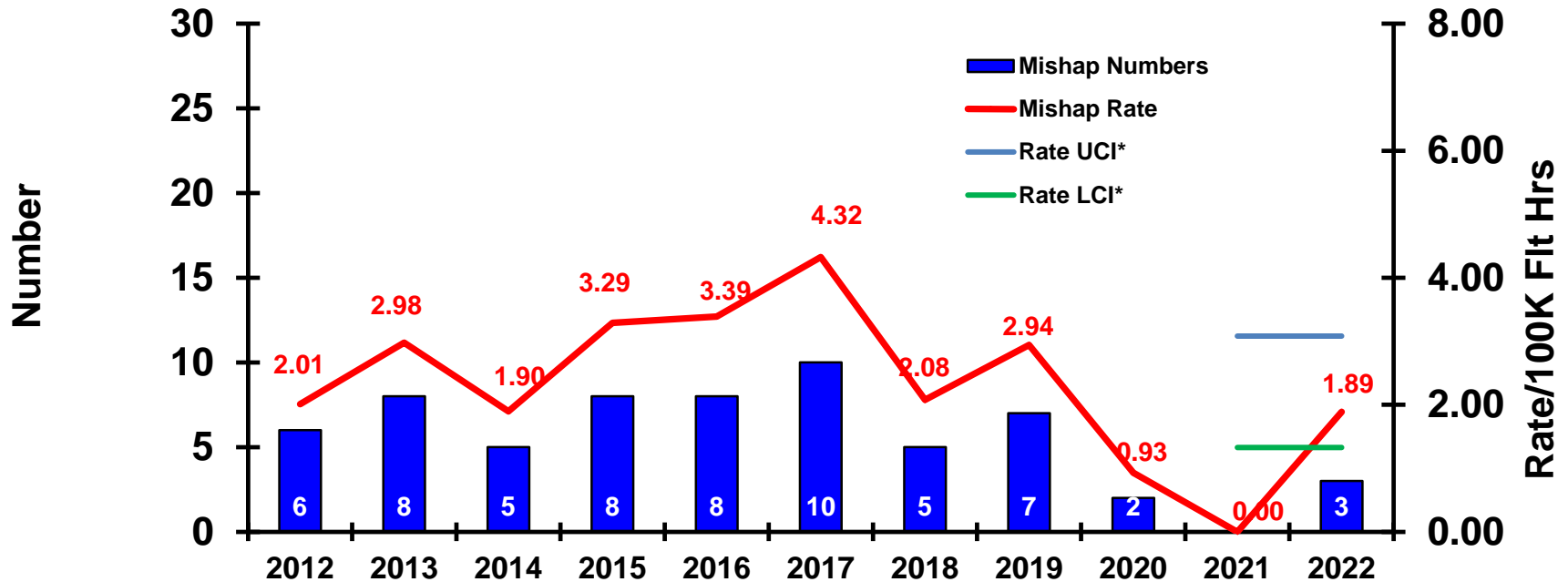
	<u>15 Jan 22</u>
LOST WORK TIME CASE RATE:	1.37
FY21 LOST TIME CASE RATE:	1.47
5-YEAR AVERAGE (FY17-21) LOST TIME CASE RATE:	1.93

\*see last slide for definition of UCI/LCI



# CLASS A FLIGHT MISHAPS

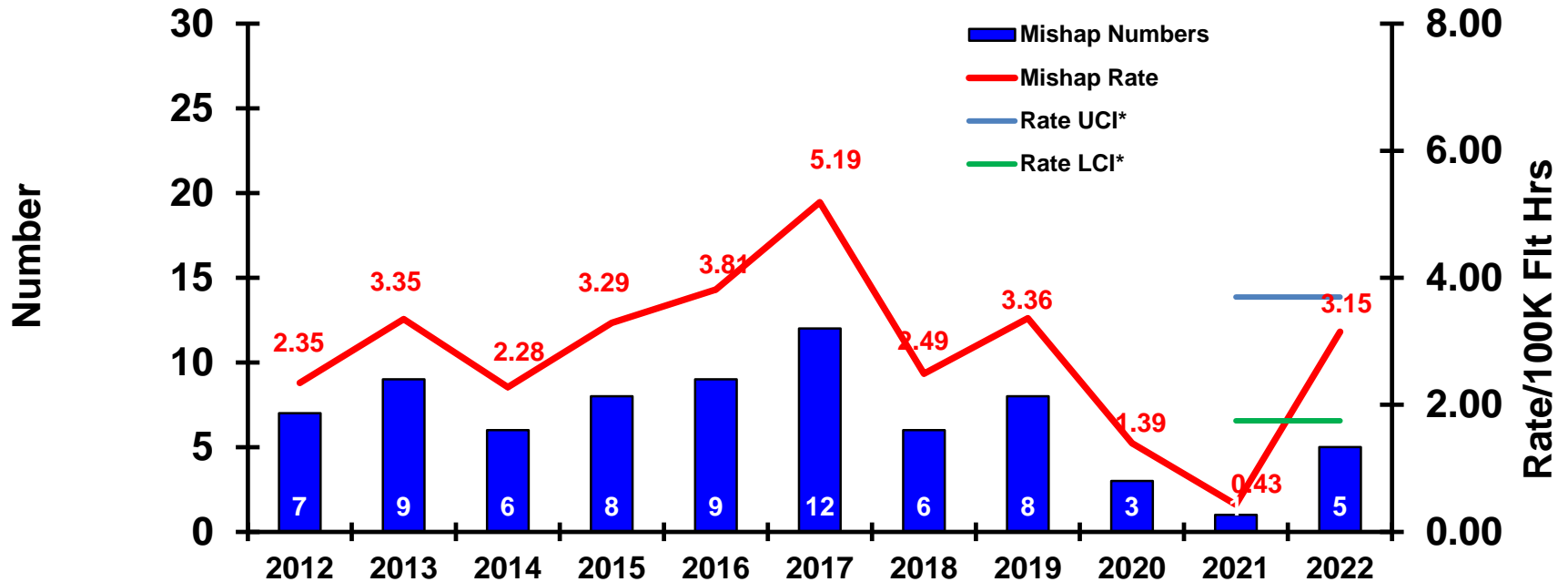
Manned Aircraft Only



	8-Jun-22	8-Jun-21
<b>CLASS A FM/FM RATE FY COMPARISON:</b>	3/1.89	0/0.00
<b>FY21 MISHAPS/MISHAP RATE:</b>	0/0.00	
<b>10-YEAR AVERAGE (FY11-20) MISHAPS/MISHAP RATE:</b>	5.90/2.38	



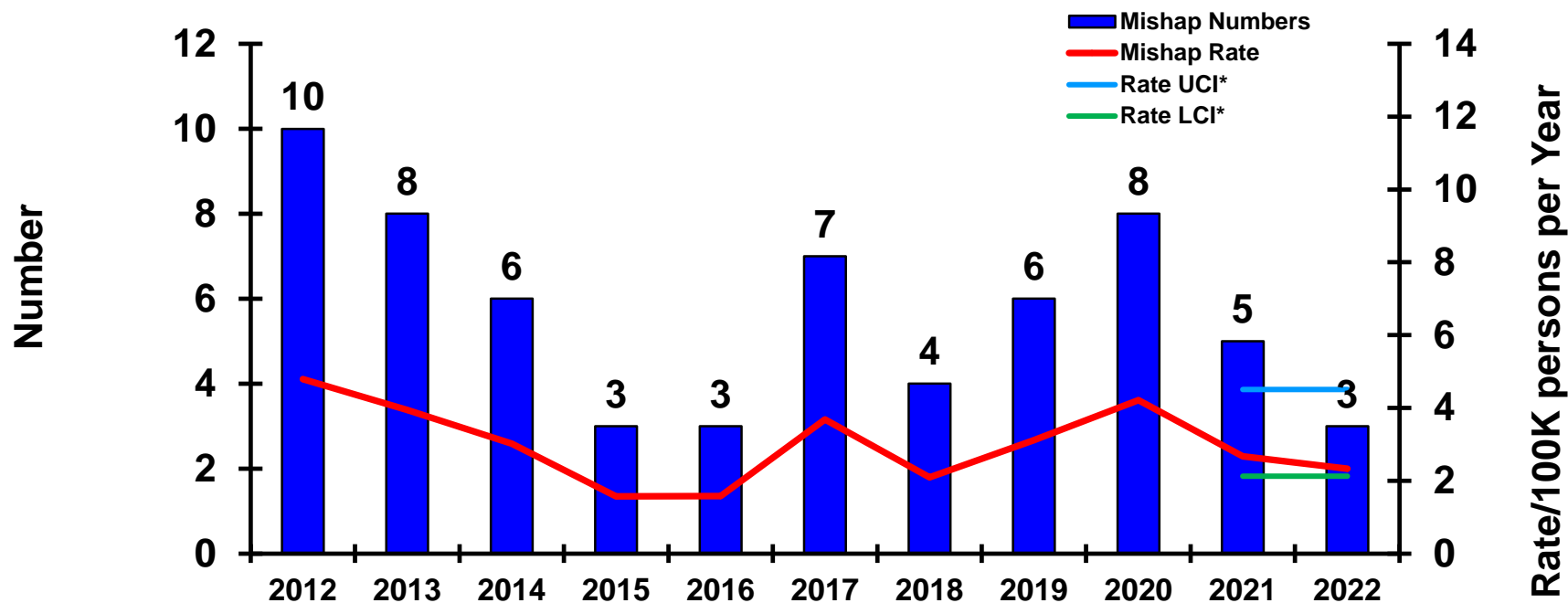
# CLASS A AVIATION MISHAPS



	<u>8-Jun-22</u>	<u>8-Jun-21</u>
<b>CLASS A MISHAPS/MISHAP RATE FY COMPARISON:</b>	5/3.15	1/0.63
<b>FY21 MISHAPS/MISHAP RATE:</b>	1/0.43	
<b>10-YEAR AVERAGE (FY11-20) MISHAPS/MISHAP RATE:</b>	6.90/2.79	



# CLASS A GROUND ON-DUTY MISHAPS

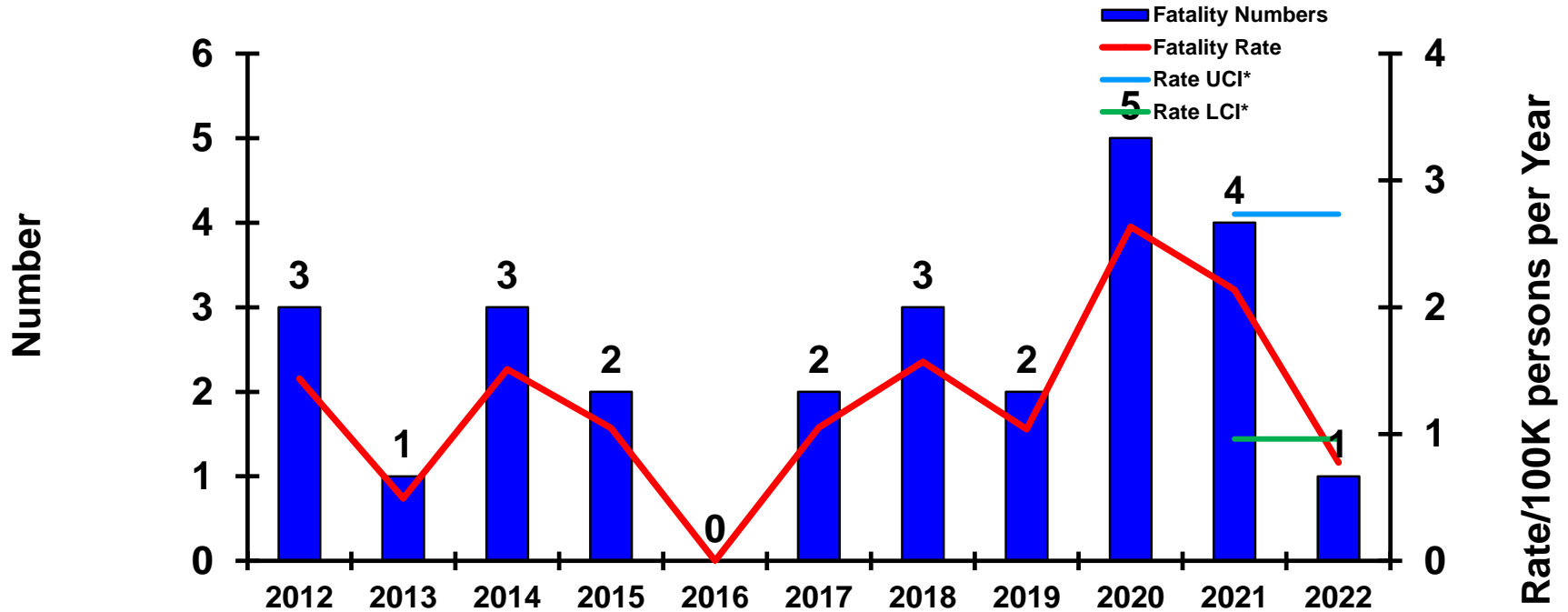


	<u>8-Jun-22</u>	<u>8-Jun-21</u>
<b>CLASS A MISHAPS/MISHAP RATE FY COMPARISON:</b>	3/2.33	2/1.55
<b>FY21 MISHAPS/MISHAP RATE:</b>	5/2.67	
<b>10-YEAR AVERAGE (FY11-20) MISHAPS/MISHAP RATE:</b>	6.00/3.07	

\*see last slide for definition of UCI/LCI



# PHYSICAL TRAINING FATALITIES



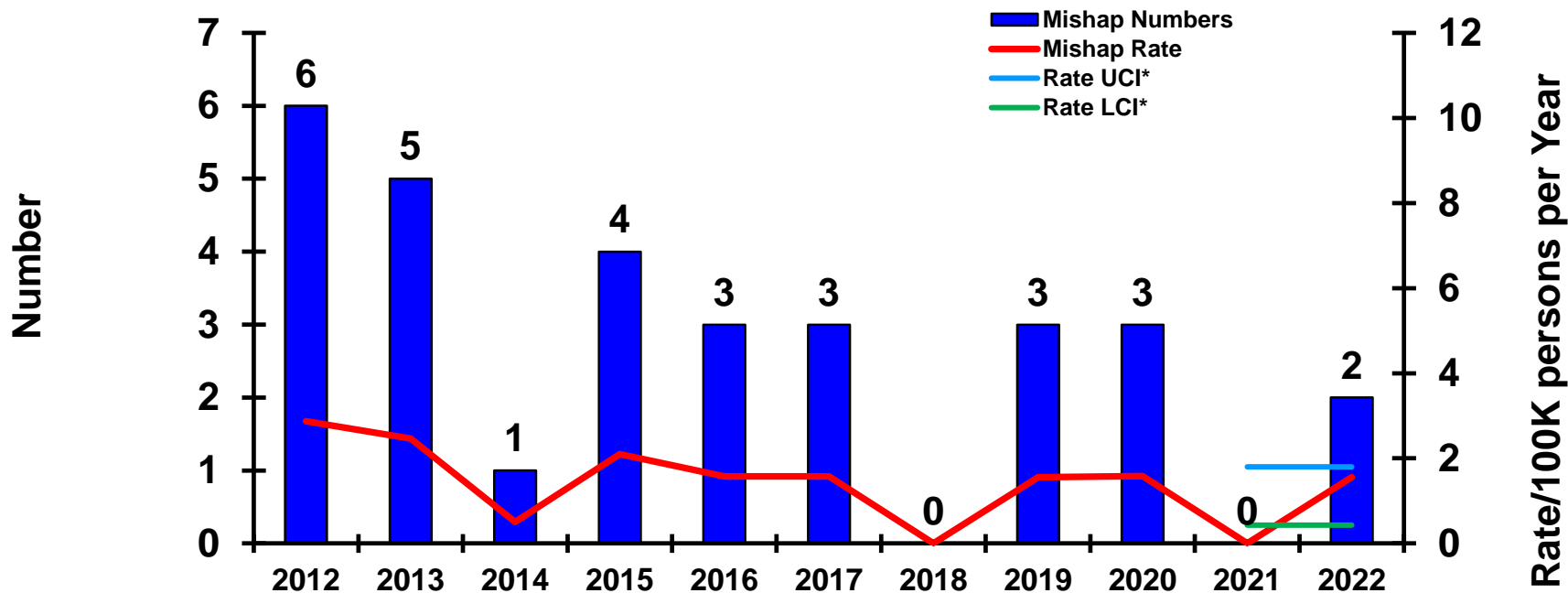
PT fatalities are also reflected in the Ground On-Duty Mishap slide

	<u>8-Jun-22</u>	<u>8-Jun-21</u>
<b>CLASS A FATALITIES/FATALITY RATE FY COMPARISON:</b>	1/0.78	2/1.55
<b>FY21 FATALITIES/FATALITY RATE:</b>	4/2.14	
<b>10-YEAR AVERAGE (FY11-20) FATALITIES/FATALITY RATE:</b>	2.50/1.29	

\*see last slide for definition of UCI/LCI



# CLASS A ON-DUTY MV MISHAPS

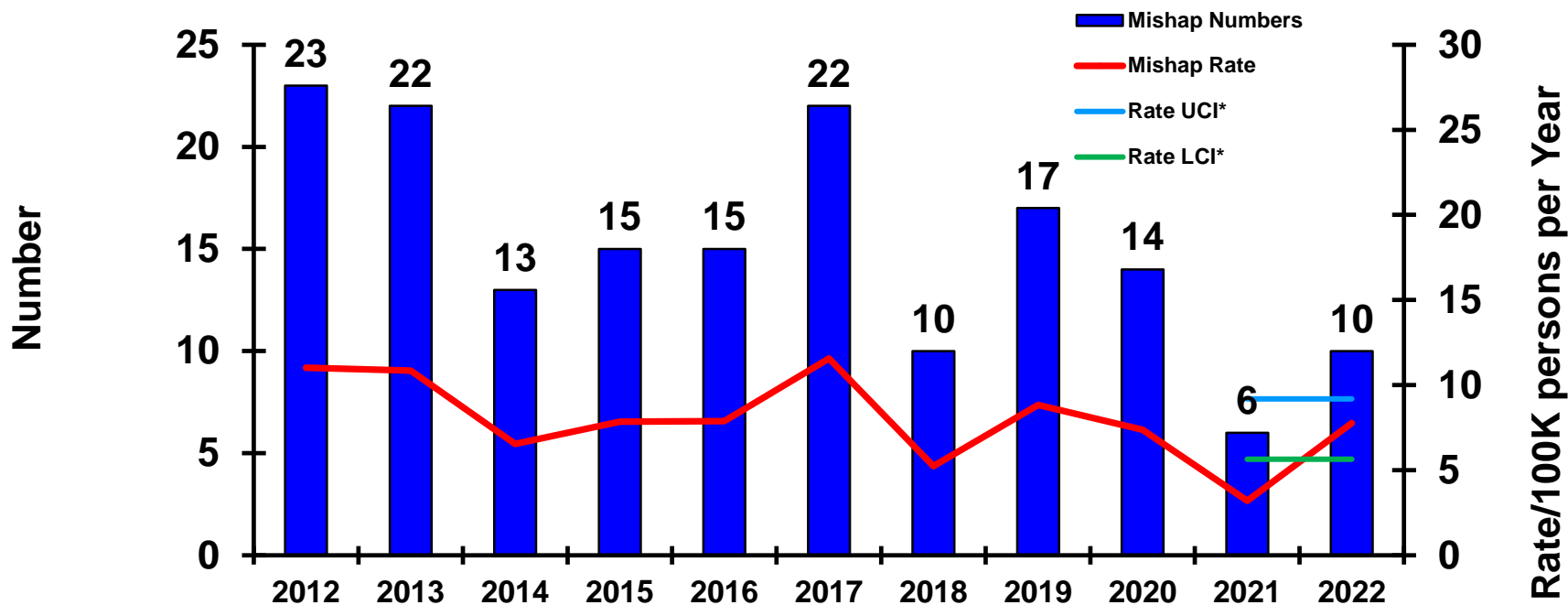


	<u>8-Jun-22</u>	<u>8-Jun-21</u>
<b>CLASS A MISHAPS/MISHAP RATE FY COMPARISON:</b>	2/1.55	0/0.00
<b>FY21 MISHAPS/MISHAP RATE:</b>	0/0.00	
<b>10-YEAR AVERAGE (FY11-20) MISHAPS/MISHAP RATE:</b>	2.80/1.42	

\*see last slide for definition of UCI/LCI



# TOTAL CLASS A ON-DUTY MISHAPS



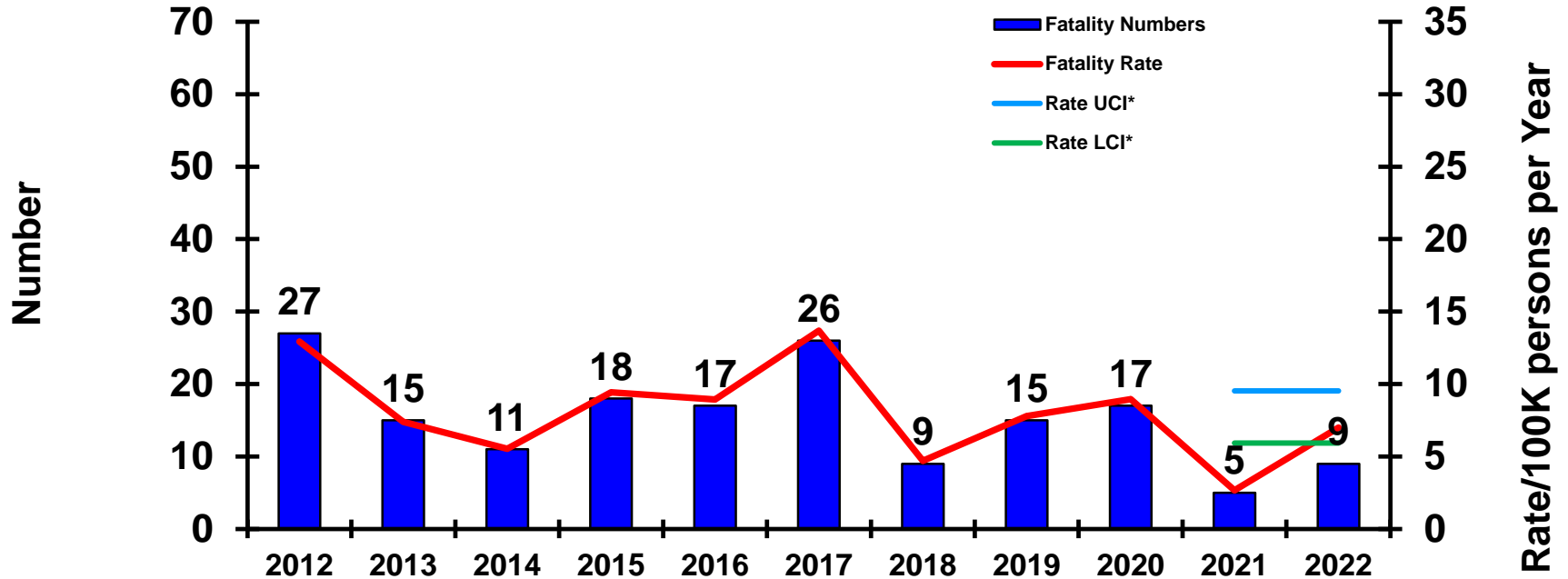
	<u>8-Jun-22</u>	<u>8-Jun-21</u>
<b>CLASS A MISHAPS/MISHAP RATE FY COMPARISON:</b>	10/7.77	3/0.00
<b>FY21 MISHAPS/MISHAP RATE:</b>	6/3.21	
<b>10-YEAR AVERAGE (FY11-20) MISHAPS/MISHAP RATE:</b>	15.70/8.04	

\*see last slide for definition of UCI/LCI





# ON-DUTY FATALITIES

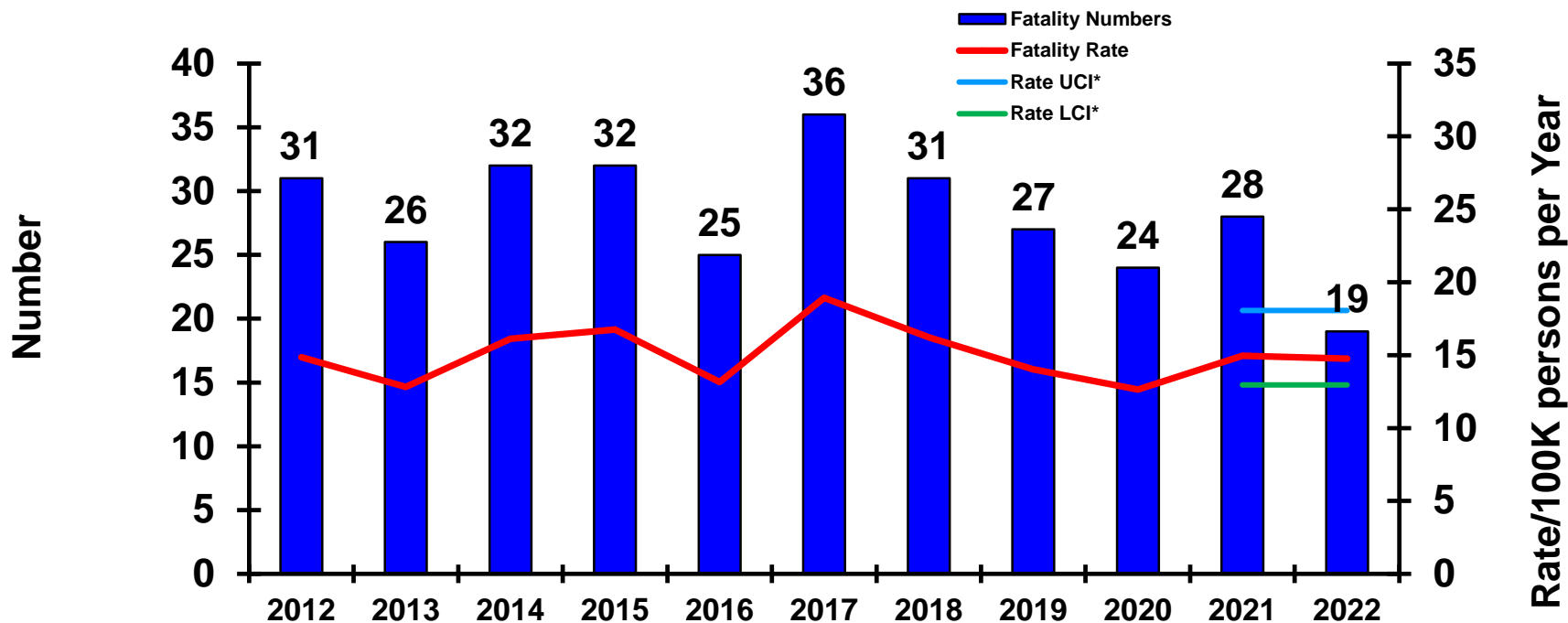


	<u>8-Jun-22</u>	<u>8-Jun-21</u>
<b>CLASS A FATALITIES/FATALITY RATE FY COMPARISON:</b>	9/6.99	2/1.55
<b>FY21 FATALITIES/FATALITY RATE:</b>	5/2.67	
<b>10-YEAR AVERAGE (FY11-20) FATALITIES/FATALITY RATE:</b>	16.00/8.20	

\*see last slide for definition of UCI/LCI



# PMV FATALITIES



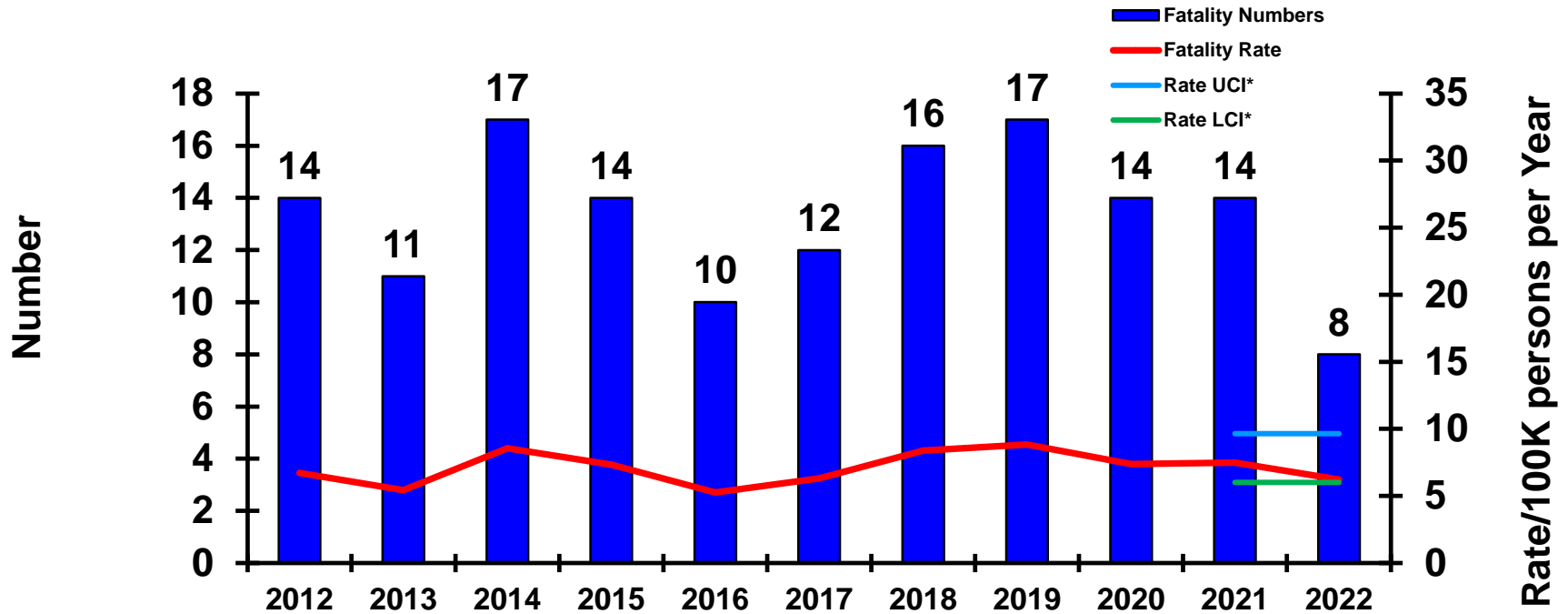
Pedestrian Fatalities this FY: 3

	8-Jun-22	8-Jun-21
<b>CLASS A FATALITIES/FATALITY RATE FY COMPARISON:</b>	19/14.76	20/15.49
<b>FY21 FATALITIES/FATALITY RATE:</b>	28/14.96	
<b>10-YEAR AVERAGE (FY11-20) FATALITIES/FATALITY RATE:</b>	29.20/15.05	

\*see last slide for definition of UCI/LCI



# 4-WHEEL PMV FATALITIES



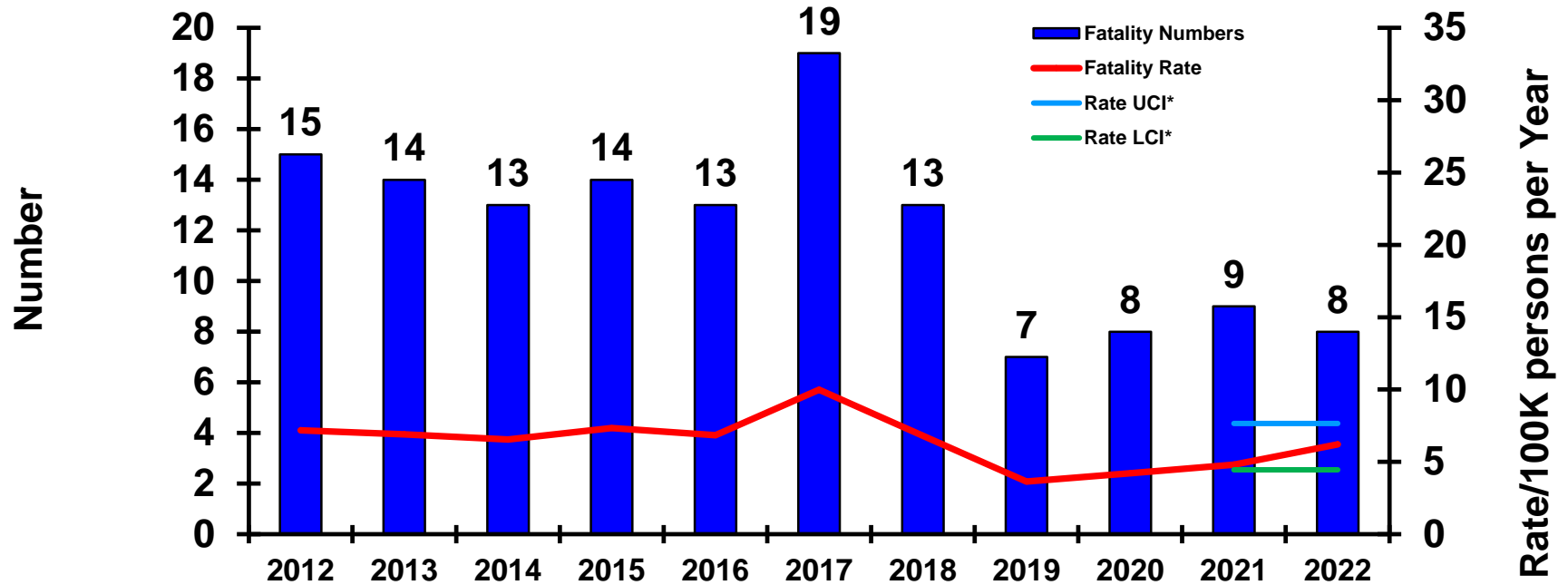
Pedestrian Fatalities not included

	8-Jun-22	8-Jun-21
<b>CLASS A FATALITIES/FATALITY RATE FY COMPARISON:</b>	8/6.21	3/2.32
<b>FY21 FATALITIES/FATALITY RATE:</b>	14/7.48	
<b>10-YEAR AVERAGE (FY11-20) FATALITIES/FATALITY RATE:</b>	13.90/7.17	

\*see last slide for definition of UCI/LCI



# MOTORCYCLE PMV FATALITIES



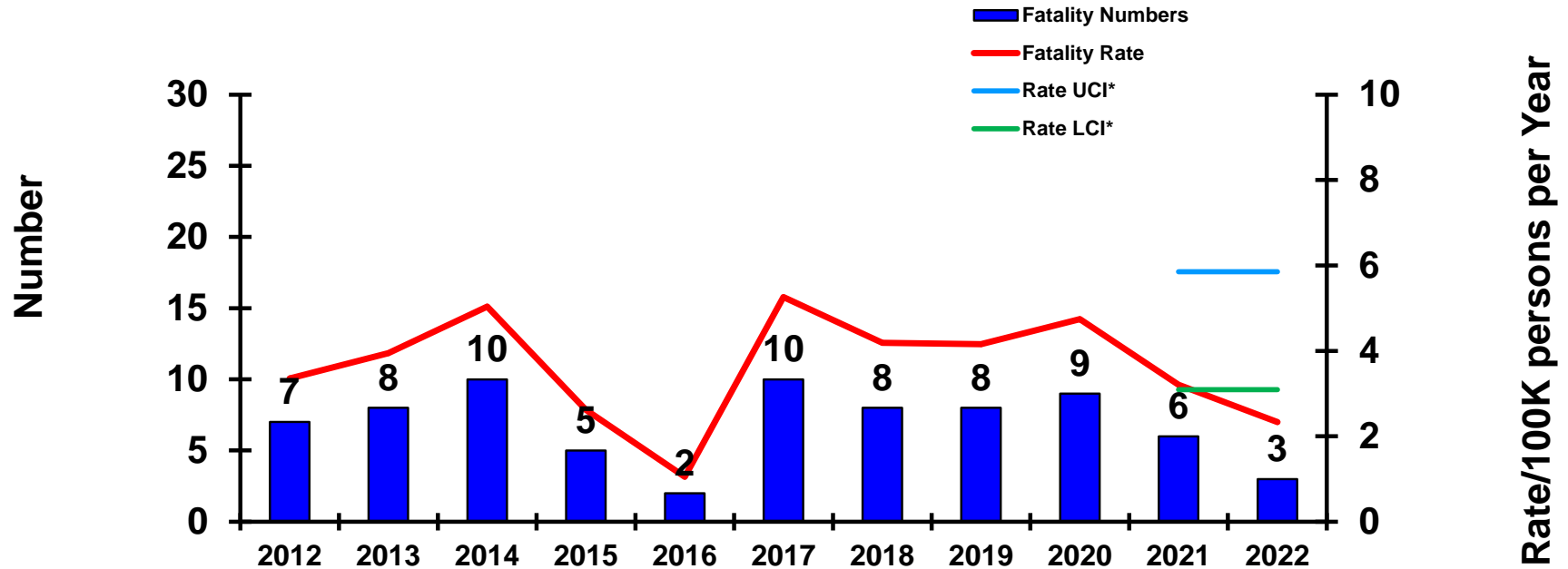
Pedestrian Fatalities not included

	8-Jun-22	8-Jun-21
<b>CLASS A FATALITIES/FATALITY RATE FY COMPARISON:</b>	8/6.21	7/5.42
<b>FY21 FATALITIES/FATALITY RATE:</b>	9/4.81	
<b>10-YEAR AVERAGE (FY11-20) FATALITIES/FATALITY RATE:</b>	12.50/6.43	

\*see last slide for definition of UCI/LCI



# OFF-DUTY/REC FATALITIES



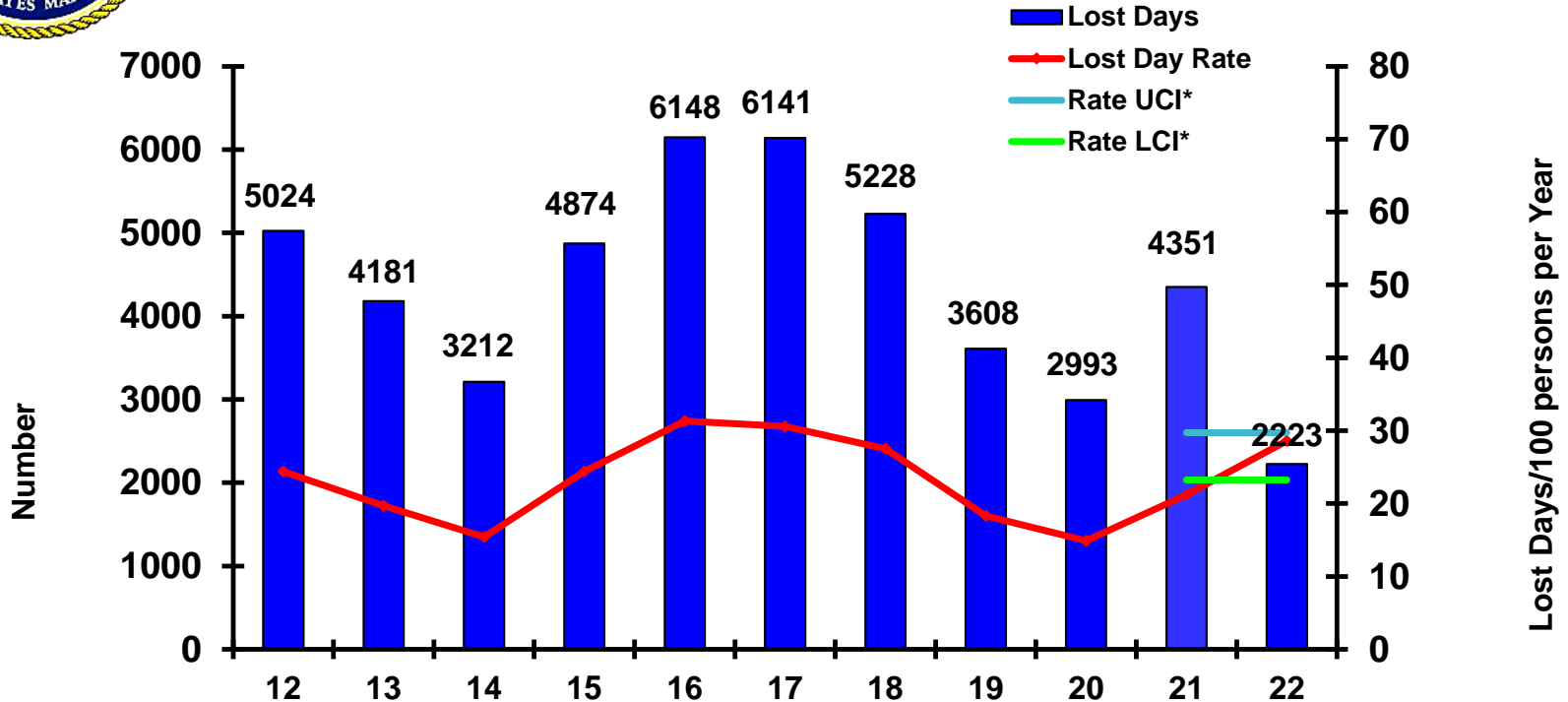
Civilian Fatalities not included (1 in FY22)

	<u>8-Jun-22</u>	<u>8-Jun-21</u>
<b>CLASS A FATALITIES/FATALITY RATE FY COMPARISON:</b>	3/2.33	9/4.88
<b>FY21 FATALITIES/FATALITY RATE:</b>	6/3.21	
<b>10-YEAR AVERAGE (FY11-20) FATALITIES/FATALITY RATE:</b>	7.30/3.76	

\*see last slide for definition of UCI/LCI



# CIVILIAN LOST WORK DAY

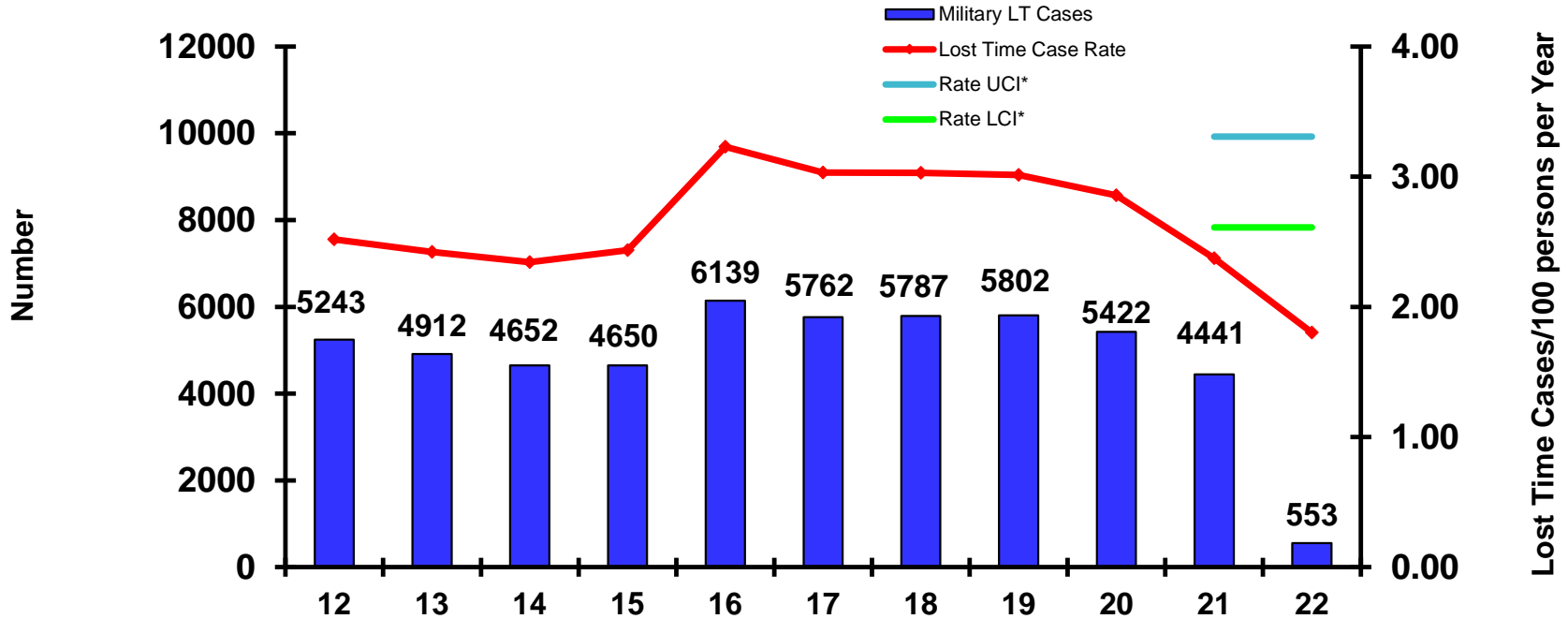


	<u>15 Jan 22</u>
LOST WORK DAY FY RATE COMPARISON:	28.61
FY21 LOST WORK DAY RATE:	21.19
5-YEAR AVERAGE (FY17-21) LOST WORK DAY RATE:	22.63

\*see last slide for definition of UCI/LCI



# MILITARY LOST TIME CASE RATE



	<u>15 Jan 22</u>
LOST WORK TIME CASE RATE:	1.80
FY21 LOST TIME CASE RATE:	2.37
5-YEAR AVERAGE (FY17-21) LOST TIME CASE RATE:	2.95

\*see last slide for definition of UCI/LCI.

# Navy Short Narratives

## USN AVIATION CLASS A MISHAPS (includes UAS/UAV, FRMs and AGMs not included in the Flight Slide)

- 3 Jun 2022 (IVO NAWS China Lake, CA) F/A-18E crashed during training flight, one fatality.
- 1 Jun 2022 (NAS Lemoore CA) Sailor seriously injured while conducting maintenance on an F-35C.
- 23 May 2022 (IVO NAS Key West, FL) F/A-18F experienced inflight emergency, landed safely at airfield, no injury to aircrew.
- 30 Mar 2022 (IVO Wallops Island, VA) E-2D crashed, two aircrew injured, one deceased.
- 24 Jan 2022 (Location withheld – OPSEC) F-35C crashed during landing, pilot ejected. No fatalities.
- 12 Jan 2022 (Smithfield, VA) MH-60S made emergency landing, no significant injuries.
- 29 Nov 2021 (Location Withheld - OPSEC) F/A-18E suffered a system failure while airborne. Aircraft recovered safely, but subsequent inspections revealed suspected Class A damage to the airframe. No injuries.
- 24 Nov 2021 (Location Withheld – OPSEC) Dipping sonar separated from cable during ASW exercise. Aircraft safely recovered. No injuries reported.
- 22 Nov 2021 (Location Withheld - OPSEC) F/A-18E starboard engine fire in flight. The aircraft landed safely on USS Ship. No injuries reported.
- 4 Oct 2021 (IVO Death Valley National Park, CA) F/A-18F crashed in the vicinity of Death Valley National Park. Single aircrew ejected successfully with non-life threatening injuries.

## USN AFLOAT CLASS A MISHAPS

- 2 Apr 2022 (Puget Sound Naval Shipyard, Bremerton, WA) Damage to sub incurred in shipyard
- 23 Mar 2022 (NAVSTA Mayport, FL) Damage to ship incurred in shipyard.
- 11 Feb 2022 (Location Withheld – OPSEC). USS Ship had a main reduction gear casualty, no injuries to crew.
- 21 Jan 2022 (Location Withheld – OPSEC) Ship received damage to sonar dome. No injuries to crew.
- 8 Nov 2021 (Location Withheld – OPSEC) Ship SM-3 system damaged while conducting maintenance.
- 8 Oct 2021 (Location Withheld – OPSEC) Ship shaft bearing damaged while underway for training.
- 2 Oct 2021 (Location Withheld – OPSEC) USS Submarine allision.

## USN SHORE CLASS A MISHAPS

- 3 May 2022 (Gulfport, MS) While launching a small boat, a government service employee fell in the water and drowned.
- 7 Apr 2022 (MCB Kaneohe Bay, HI) SVM found unresponsive during water-based training, died at hospital.
- 5 Apr 2022 (Brad, TX) F-35B engine received FOD damage in contractor custody.
- 7 Dec 2021 (Location Withheld – OPSEC) Boat took on water while moored and sunk.
- 4 Dec 2021 (Virginia Beach, VA) SVM injured during training exercise. Succumbed to injuries on 7 Dec 2021.



# Navy Short Narratives

## USN PHYSICAL TRAINING CLASS A MISHAPS

- 4 Feb 2022 (NAB Coronado, CA) SVM died at hospital after physical training.

## USN ON-DUTY MOTOR VEHICLE CLASS A MISHAPS

- 3 Jun 2022 (Jacumba, CA) SVM died in government motor vehicle.

## USN PRIVATE MOTOR VEHICLE FATALITIES

- 30 May 2022 (San Diego, CA) SVM struck by vehicle while walking along freeway, died at scene.
- 24 May 2022 (Jacksonville, FL) SVM involved in motorcycle accident and died.
- 12 May 2022 (Jacksonville, FL) SVM involved in a motorcycle accident, died at hospital.
- 8 May 2022 (Jacksonville, FL) SVM involved in a motorcycle accident, died at scene.
- 18 Apr 2022 (Ventura, CA) SVM involved in a motorcycle accident, died at scene.
- 1 Apr 2022 (Beaumont, CA) SVM involved in motor vehicle accident, died on scene.
- 26 Mar 2022 (North Charleston, SC) SVM involved in a motorcycle accident, died at hospital.
- 1 Mar 2022 (New Orleans, LA) SVM struck by motor vehicle and died.
- 13 Feb 2022 (Camarillo, CA) SVM died in a motorcycle accident.
- 22 Jan 2022 (Jacksonville, FL) SVM involved in a motor vehicle accident and died.
- 28 Dec 2021 (La Porte County, IN) SVM involved in a motor vehicle accident. Deceased at scene.
- 20 Dec 2021 (Isle of Wight, VA) SVM in motor vehicle accident, deceased at scene of accident.
- 4 Oct 2021 (San Diego, CA) 2 x SVM involved in motor vehicle accident, 1 x SVM succumbed to injuries on 9 Oct 21.
- 2 Oct 2021 (San Diego, CA) SVM lost control of motorcycle, hit wall, fell and died.
- 1 Oct 2021 (Augusta, GA) SVM fell off motorcycle, hit by automobile, died at hospital.

## USN OFF-DUTY/RECREATIONAL FATALITIES

- 30 May 2022 (Portsmouth, VA) SVM drowned while canoeing.
- 26 Dec 2021 (Jacksonville, FL) SVM died in a recreational plane crash.
- 12 Nov 2021 (Ridgecrest, CA) SVM perished in a private civilian aircraft.

# Marine Corps Short Narratives

## USMC AVIATION CLASS A MISHAPS (includes UAS/UAV, FRMs and AGMs not included in the Flight Slide)

- 18 Mar 2022 (IVO Bodo, Norway) Aircraft crashed during training flight. Four fatalities.
- 3 Mar 2022 (IVO Lobeco, SC) F/A-18D crashed shortly after takeoff. Two crewmembers ejected successfully.
- 16 Feb 2022 (MCAS Yuma, AZ) CH-53E aviation ground mishap. No injuries to aircrew.
- 27 Jan 2022 (MCAS Yuma, AZ) F-35B experienced engine damage during a post-maintenance ground turn. No injuries reported.
- 6 Jan 2022 (McGuire AFB, NJ) Aircraft crashed on final. No injuries or fatalities reported.

## USMC GROUND CLASS A MISHAPS

- 29 Apr 2022 (Sneads Ferry, NC) Government Civilian involved in a motorcycle accident that resulted in permanent disability.
- 17 Apr 2022 (Pyramid Rock Beach, MCB Kanehoe Bay, HI) SVM drowned during training.
- 3 Oct 2021 (Twenty-Nine Palms, CA) SVM received gunshot wound to chest while conducting dry fire rehearsal training. Died at scene.

## USMC PHYSICAL TRAINING CLASS A MISHAPS

- 2 Jun 2022 (Wilmington, NC) SVM collapsed during PFT, died at hospital.

## USMC ON-DUTY MOTOR VEHICLE CLASS A MISHAPS

- 19 Jan 2022 (Sneads Ferry, NC). SVMs involved in a military vehicle accident. Two deceased at scene.

## USMC PRIVATE MOTOR VEHICLE FATALITIES

- 28 May 2022 (Wilmington, NC) SVM involved in motorcycle accident, died from injuries on 2 Jun 2022.
- 15 May 22 (Deming, NM) SVM involved in a motorcycle accident, died at scene.
- 15 May 22 (Malibu, CA) SVM involved in a motorcycle accident, died at scene.
- 14 May 22 (Camp Foster, Japan) SVM involved in a motor vehicle accident, died at the hospital.
- 26 Mar 2022 (Carlsbad, CA). SVM involved in a motorcycle accident, died at hospital.
- 18 Mar 2022 (Murray, UT) SVM struck by vehicle while crossing street and died.
- 12 Mar 2022 (Charleston, WV) SVM in a POOLEE status involved in motor vehicle accident, died at hospital.
- 7 Mar 2022 (San Antonio, TX) SVM involved in an automobile accident, died at scene.
- 5 Feb 2022 (Greenbelt, MD) SVM was passenger in motor vehicle accident, died on scene.
- 4 Feb 2022 (Noborikawa, Japan) SVM involved in motor vehicle accident, died at the hospital.

# Marine Corps Short Narratives

## USMC PRIVATE MOTOR VEHICLE FATALITIES (continued)

- 4 Feb 2022 (Uruma, Japan) SVM involved in motor vehicle accident, died at the hospital.
- 30 Dec 2021 (Palm Springs, CA) SVM was riding a dirt bike off-road. The SVM attempted to cross a road, was hit by a semi-truck, and died at hospital.
- 6 Dec 2021 (Oceanside, CA) While assisting a wrecked vehicle on freeway, SVM struck by another vehicle. SVM deceased.
- 5 Dec 2021 (Wilmington, NC) SVM struck by vehicle while crossing street. Deceased on 9 Dec 21.
- 4 Dec 2021 (Camp Pendleton, CA) SVM involved in motorcycle accident. Pronounced deceased at scene.
- 20 Nov 2021 (Greenville, NC) SVM involved in motorcycle accident. Deceased on 4 Dec 2021.
- 6 Nov 2021 (Chandler, AZ) SVM involved in a motorcycle accident, died at hospital.
- 5 Nov 2021 (Okinawa, Japan) SVM lost control of vehicle, admitted to hospital. Died on 17 Nov 2021.
- 26 Oct 2021 (Ramona, CA) USNR on active duty attached to USMC unit involved in a single vehicle accident. Deceased at scene.
- 17 Oct 2021 (Ponchatoula, LA) SVM died in a multi-vehicle accident.

## USMC OFF-DUTY/RECREATIONAL FATALITIES

- 23 Dec 2021 (Waterfall, PA) SVM on leave, died in a house fire.
- 16 Oct 2021 (Washington, DC) SVM died on 17 October from head injury after falling down the stairs.
- 9 Oct 2021 (McCloud, OK) SVM went swimming in a lake and drowned.



# Mishap Confidence Interval



- UCI = Upper Confidence Interval    LCI = Lower Confidence Interval
- Rate values above the UCI or below the LCI infer a statistically significant change is probable. This is only an indicator. Significance cannot be determined until end-of-year.
- Values between the UCI and LCI infer that nothing significant has occurred to increase or decrease mishap rate.

(Confidence Interval is based on: Poisson Rate related to a Chi Squared Distribution and calculated using FY16-20 data except for the Lost Work Days and Lost Time Case slides which were based on a normal distribution).