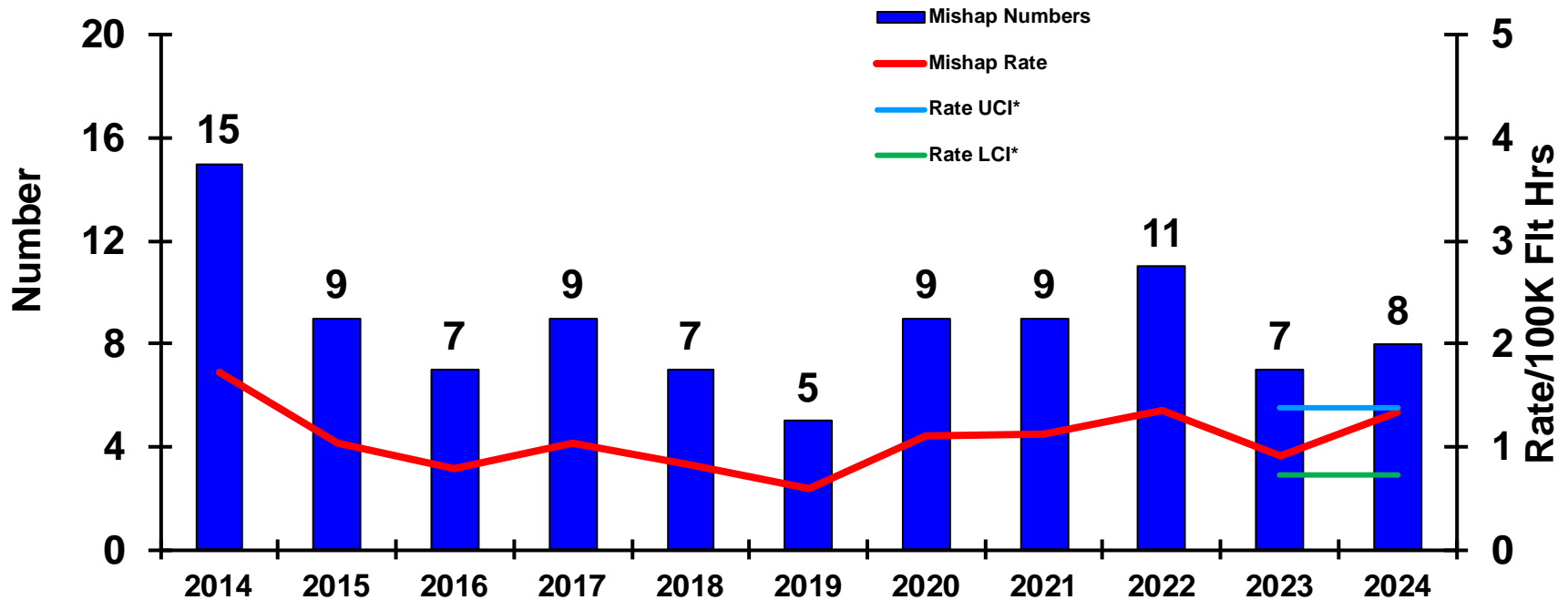




# CLASS A FLIGHT MISHAPS

Manned Aircraft Only

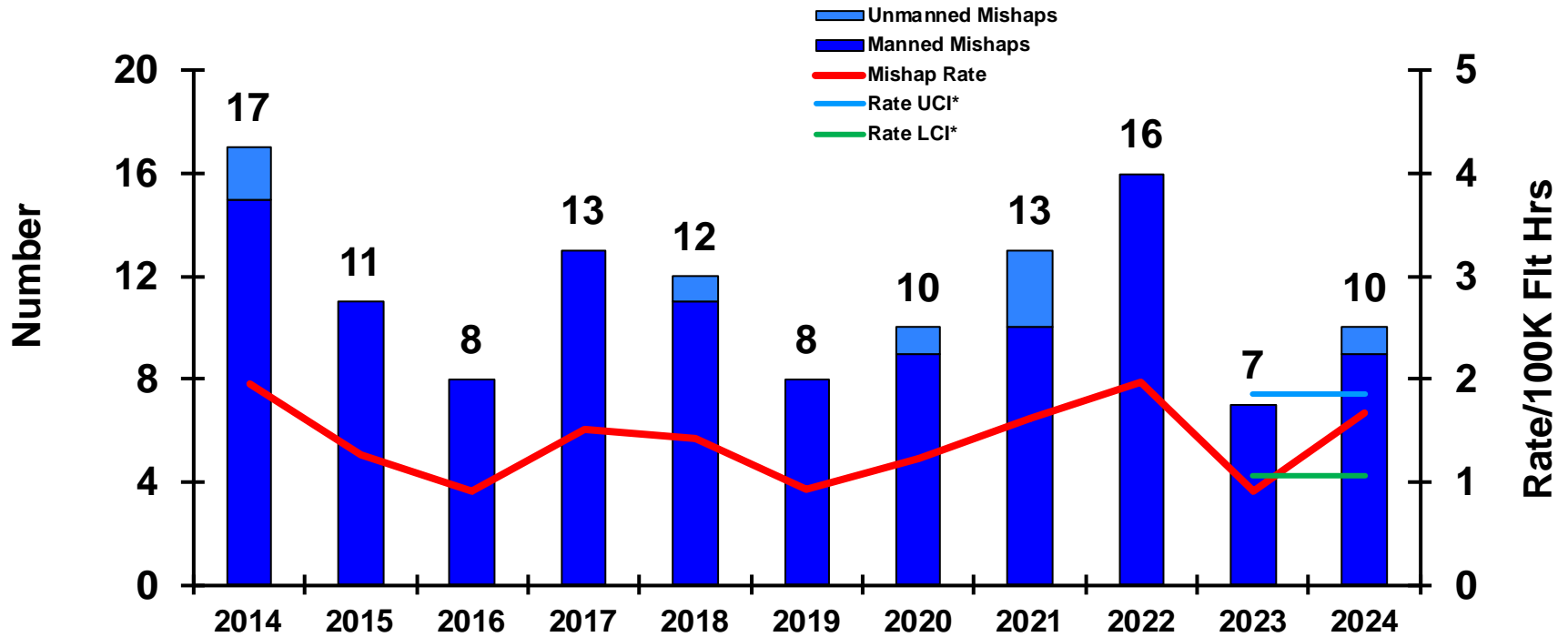


	9-Jul-24	9-Jul-23
<b>CLASS A MISHAPS/MISHAP RATE FY COMPARISON:</b>	8/1.34	6/1.00
<b>FY23 MISHAPS/MISHAP RATE:</b>	7/0.91	
<b>10-YEAR AVERAGE (FY14-FY23) MISHAPS/MISHAP RATE:</b>	8.80/1.05	

\*see last slide for definition of UCI/LCI



# CLASS A AVIATION MISHAPS

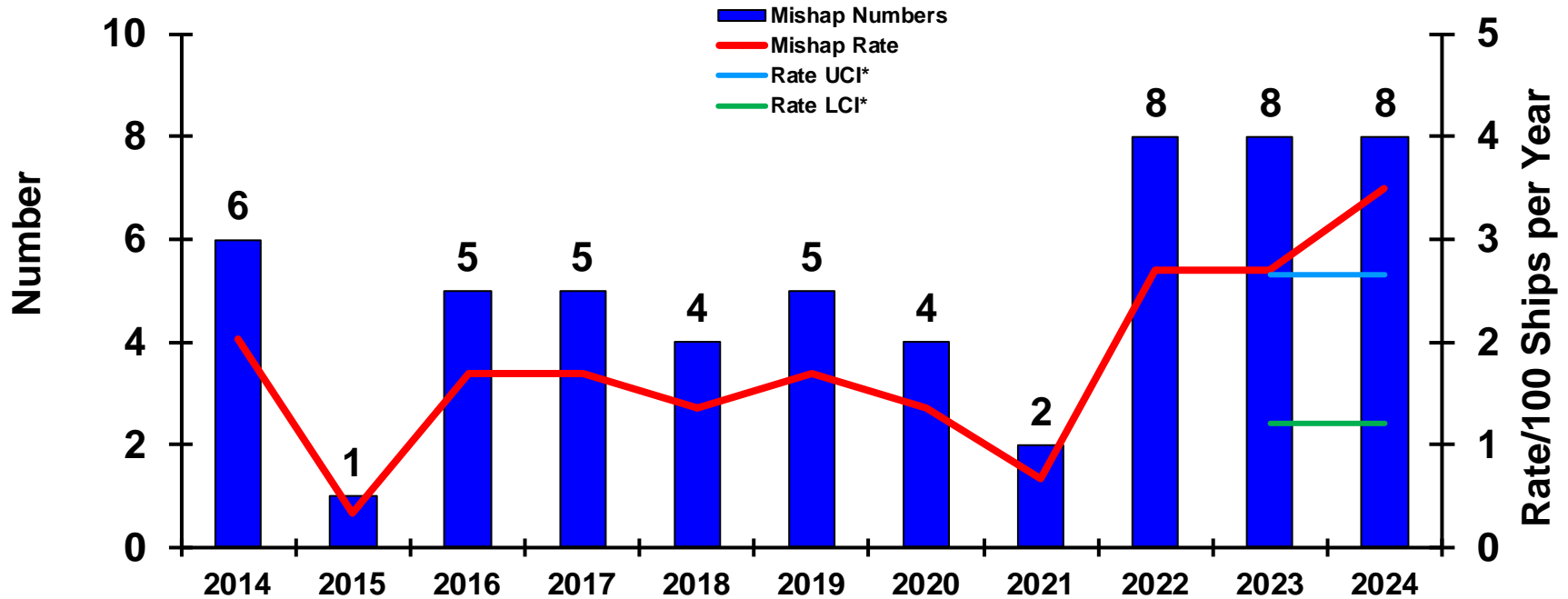


	<u>9-Jul-24</u>	<u>9-Jul-23</u>
<b>CLASS A MISHAPS/MISHAP RATE FY COMPARISON:</b>	10/1.67	6/1.00
<b>FY23 MISHAPS/MISHAP RATE:</b>	7/0.91	
<b>10-YEAR AVERAGE (FY14-FY23) MISHAPS/MISHAP RATE:</b>	11.50/1.40	

\*see last slide for definition of UCI/LCI



# CLASS A AFLOAT MISHAPS

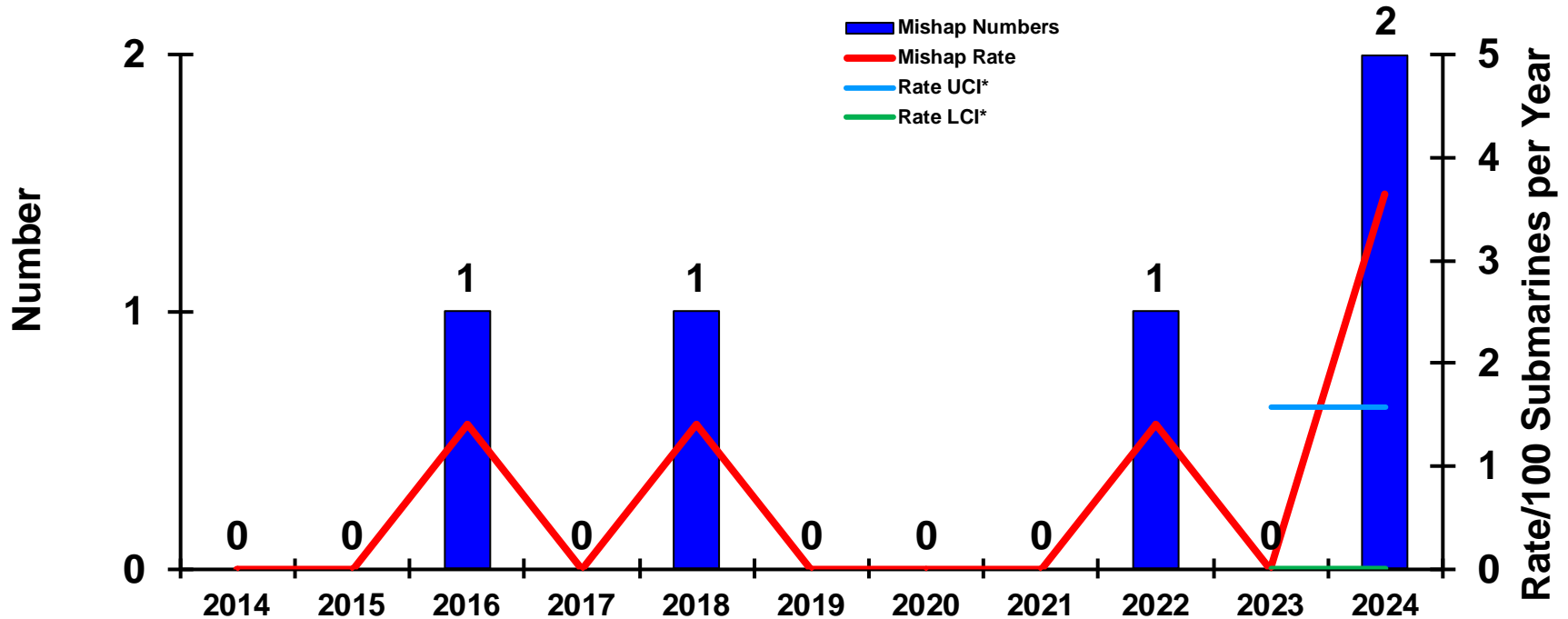


	<u>9-Jul-24</u>	<u>9-Jul-23</u>
<b>CLASS A MISHAPS/MISHAP RATE FY COMPARISON:</b>	8/3.50	7/3.06
<b>FY23 MISHAPS/MISHAP RATE:</b>	8/2.70	
<b>10-YEAR AVERAGE (FY14-FY23) MISHAPS/MISHAP RATE:</b>	4.80/1.62	

\*see last slide for definition of UCI/LCI



# CLASS A SUBMARINE MISHAPS

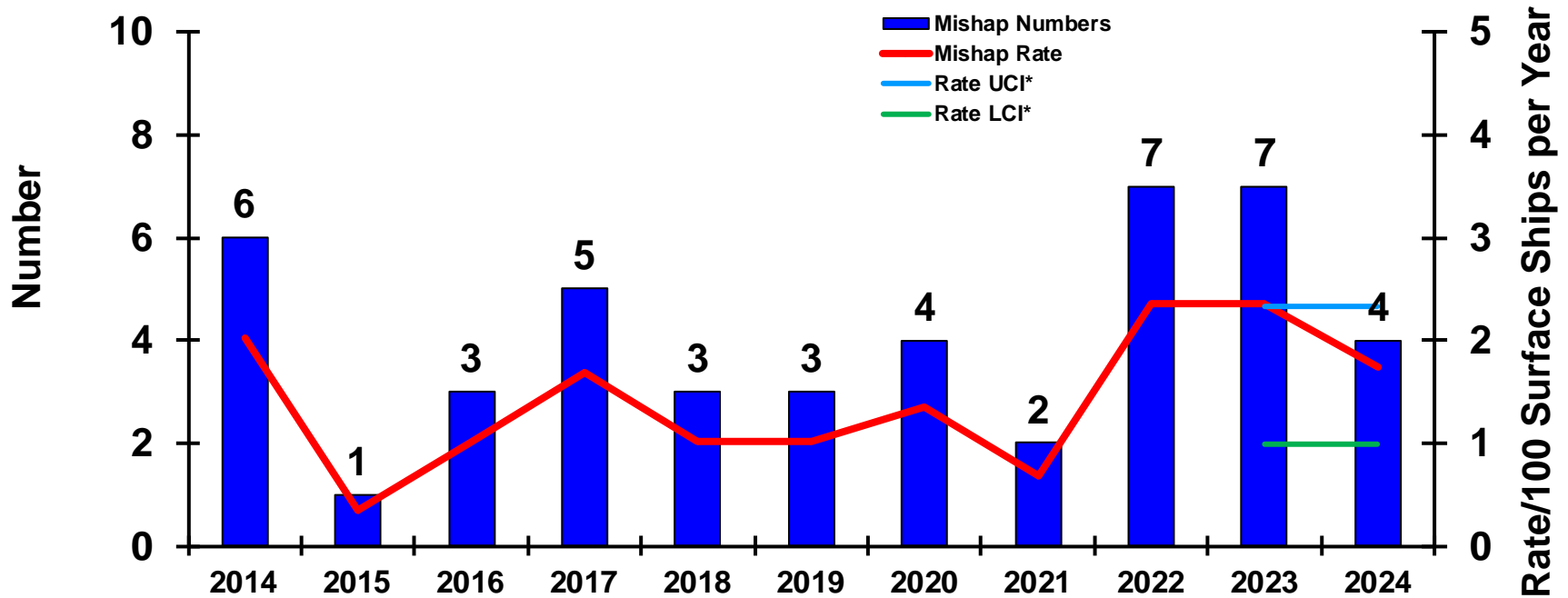


	<u>9-Jul-24</u>	<u>9-Jul-23</u>
<b>CLASS A MISHAPS/MISHAP RATE FY COMPARISON:</b>	2/3.65	0/0.00
<b>FY23 MISHAPS/MISHAP RATE:</b>	0/0.00	
<b>10-YEAR AVERAGE (FY14-FY23) MISHAPS/MISHAP RATE:</b>	0.30/0.42	

\*see last slide for definition of UCI/LCI



# CLASS A SURFACE SHIP MISHAPS

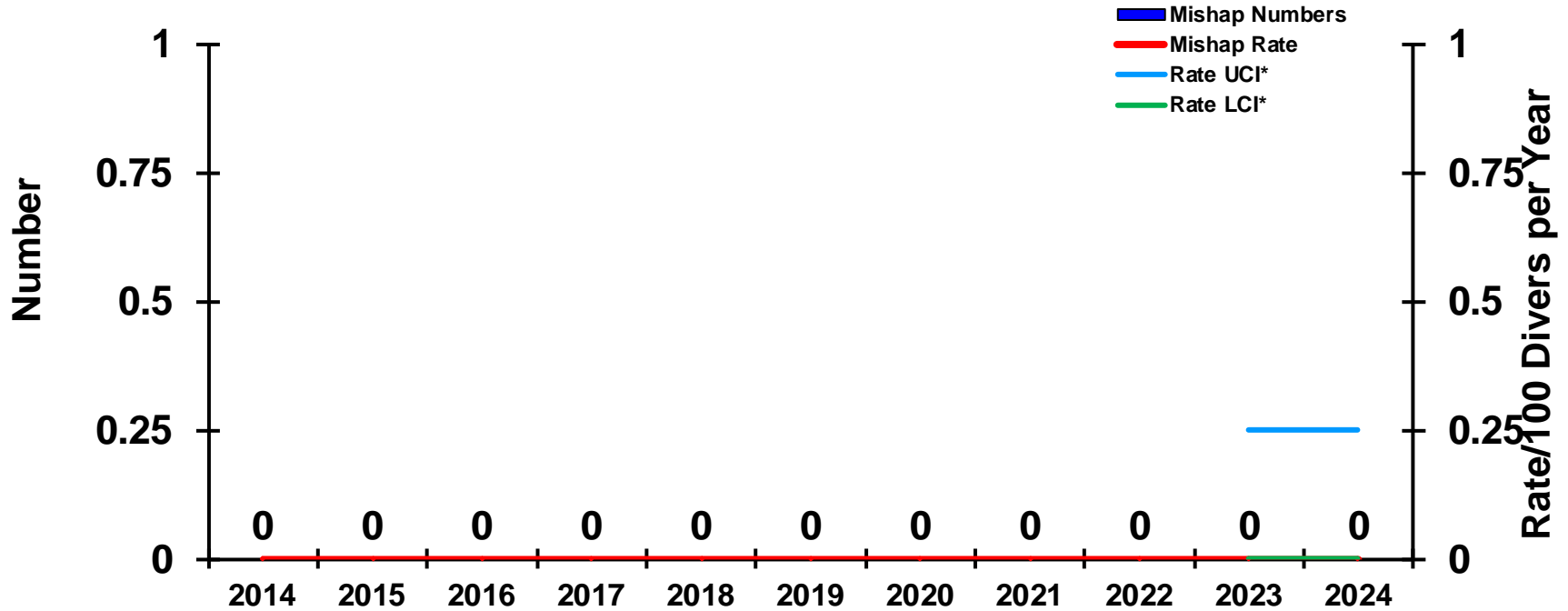


	<u>9-Jul-24</u>	<u>9-Jul-23</u>
<b>CLASS A MISHAPS/MISHAP RATE FY COMPARISON:</b>	4/1.75	6/2.62
<b>FY23 MISHAPS/MISHAP RATE:</b>	7/2.36	
<b>10-YEAR AVERAGE (FY14-FY23) MISHAPS/MISHAP RATE:</b>	4.10/1.39	

\*see last slide for definition of UCI/LCI



# CLASS A DIVING MISHAPS

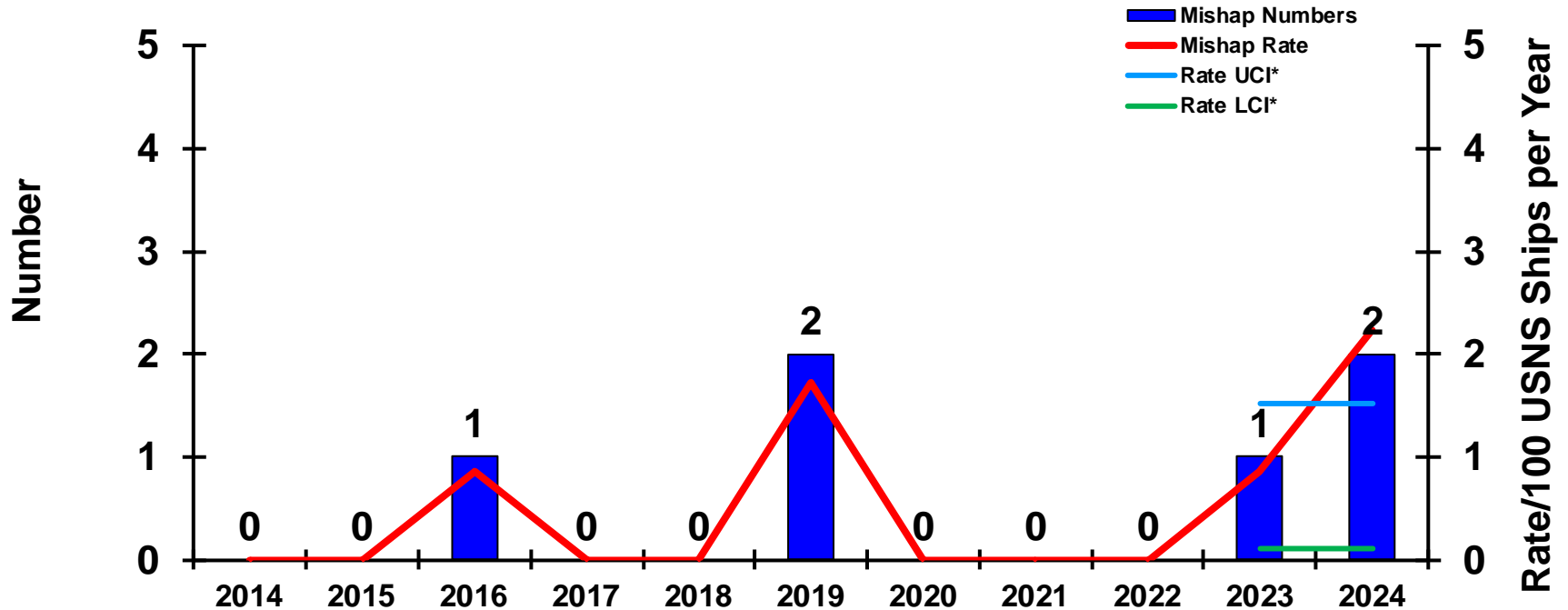


	<u>9-Jul-24</u>	<u>9-Jul-23</u>
<b>CLASS A MISHAPS/MISHAP RATE FY COMPARISON:</b>	0/0.00	0/0.00
<b>FY23 MISHAPS/MISHAP RATE:</b>	0/0.00	
<b>10-YEAR AVERAGE (FY14-FY23) MISHAPS/MISHAP RATE:</b>	0.00/0.00	

\*see last slide for definition of UCI/LCI



# CLASS A MSC AFLOAT MISHAPS

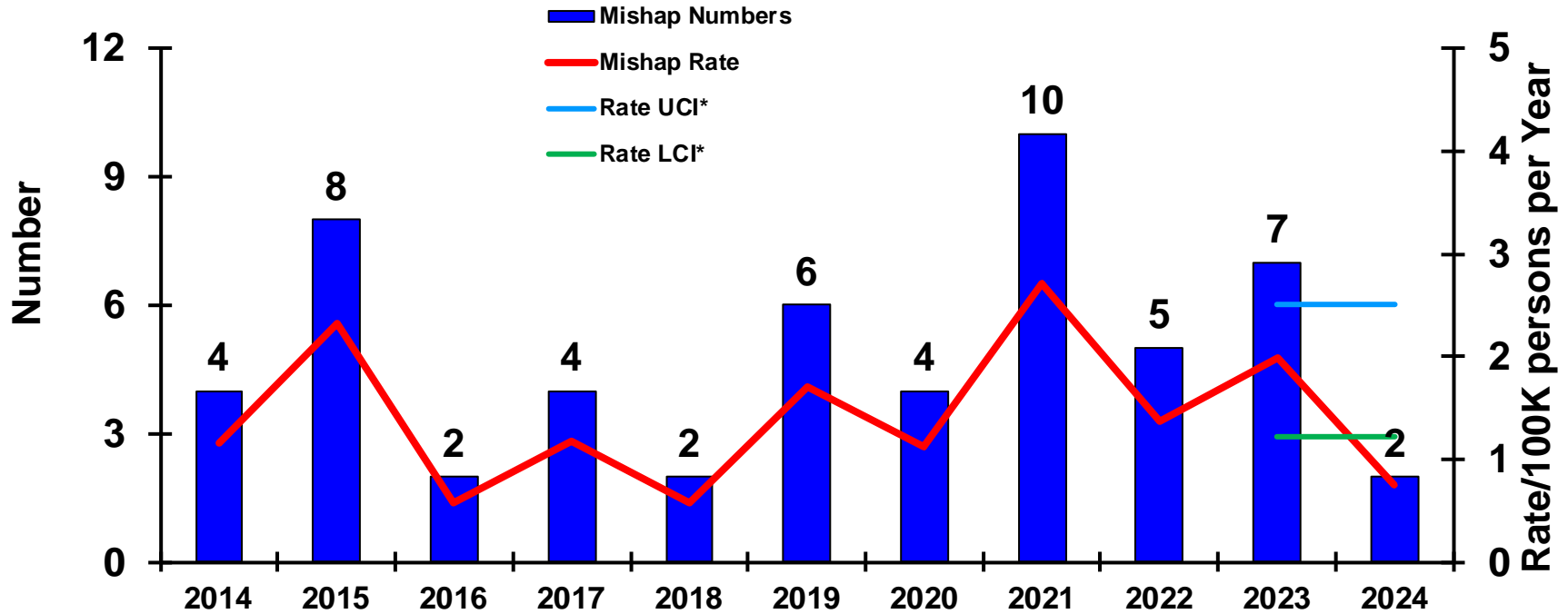


	<u>9-Jul-24</u>	<u>9-Jul-23</u>
<b>CLASS A MISHAPS/MISHAP RATE FY COMPARISON:</b>	2/2.23	1/1.12
<b>FY23 MISHAPS/MISHAP RATE:</b>	1/0.86	
<b>10-YEAR AVERAGE (FY14-FY23) MISHAPS/MISHAP RATE:</b>	0.40/0.34	

\*see last slide for definition of UCI/LCI



# CLASS A SHORE ON-DUTY MISHAPS



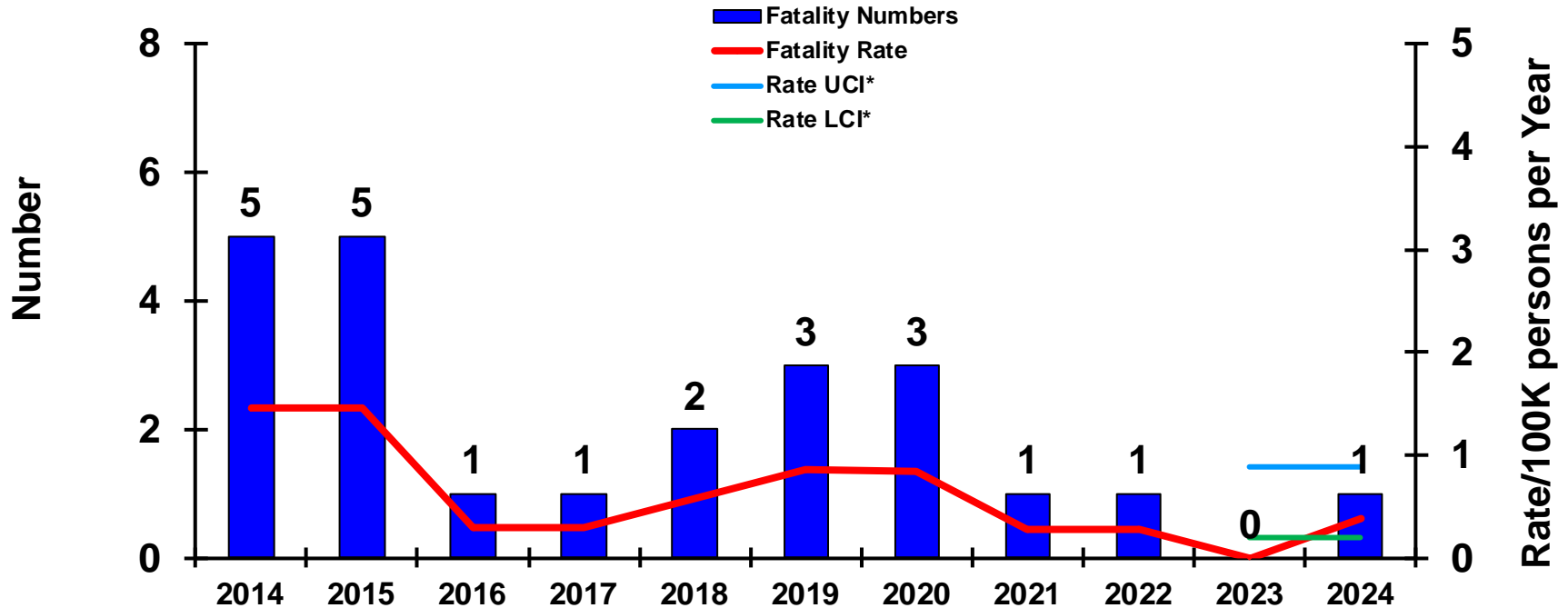
	9-Jul-24	9-Jul-23
<b>CLASS A MISHAPS/MISHAP RATE FY COMPARISON:</b>	2/0.75	6/2.20
<b>FY23 MISHAPS/MISHAP RATE:</b>	7/1.98	
<b>10-YEAR AVERAGE (FY14-FY23) MISHAPS/MISHAP RATE:</b>	5.20/1.47	

\*see last slide for definition of UCI/LCI





# PHYSICAL TRAINING FATALITIES

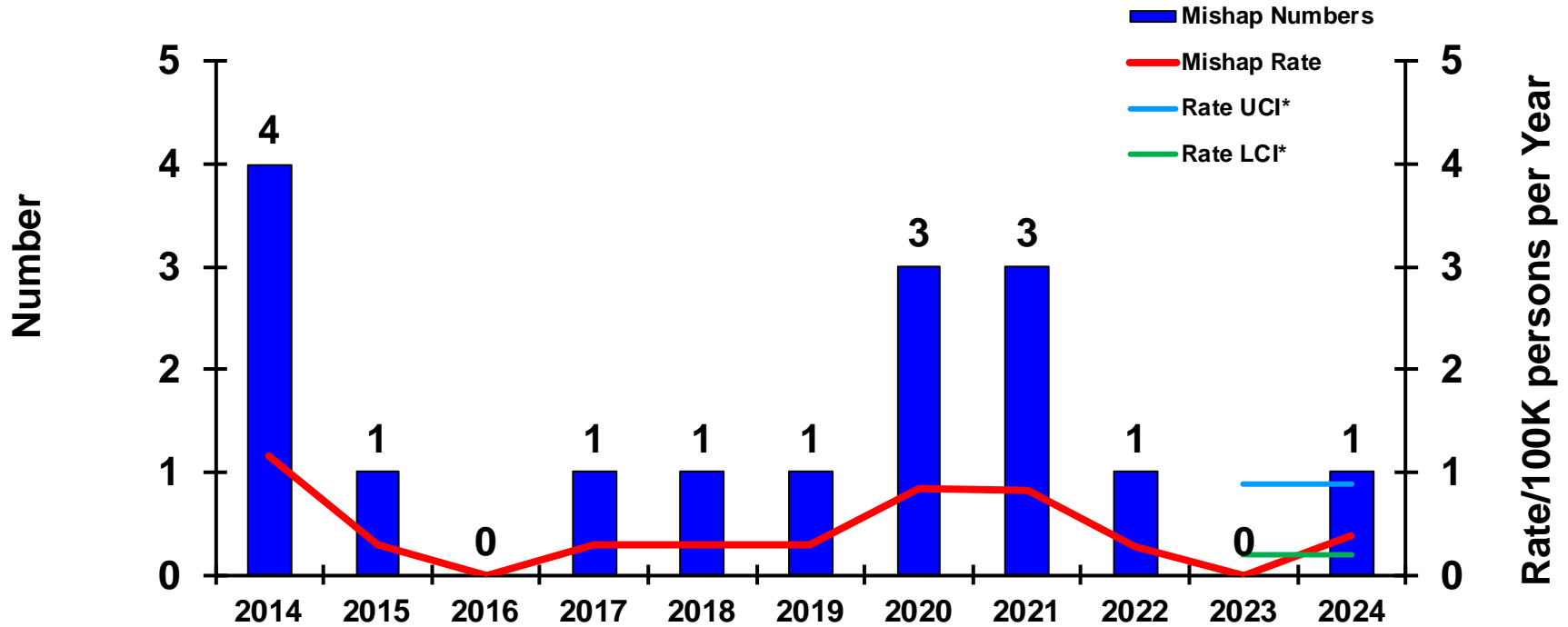


	9-Jul-24	9-Jul-23
<b>CLASS A MISHAPS/MISHAP RATE FY COMPARISON:</b>	1/0.37	0/0.00
<b>FY23 MISHAPS/MISHAP RATE:</b>	0/0.00	
<b>10-YEAR AVERAGE (FY14-FY23) MISHAPS/MISHAP RATE:</b>	2.20/0.63	

\*see last slide for definition of UCI/LCI



# CLASS A ON-DUTY MV MISHAPS

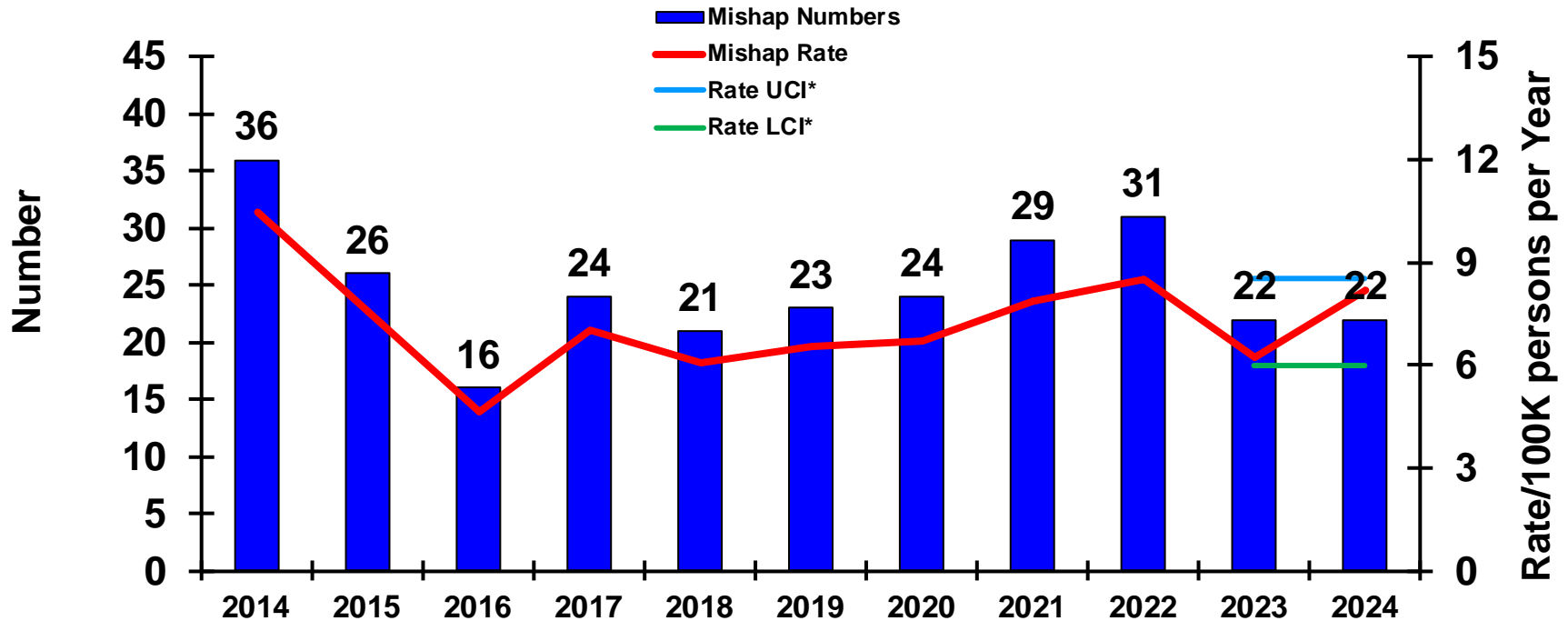


	9-Jul-24	9-Jul-23
<b>CLASS A MISHAPS/MISHAP RATE FY COMPARISON:</b>	1/0.37	0/0.00
<b>FY23 MISHAPS/MISHAP RATE:</b>	0/0.00	
<b>10-YEAR AVERAGE (FY14-FY23) MISHAPS/MISHAP RATE:</b>	1.50/0.42	

\*see last slide for definition of UCI/LCI



# TOTAL CLASS A ON-DUTY MISHAPS

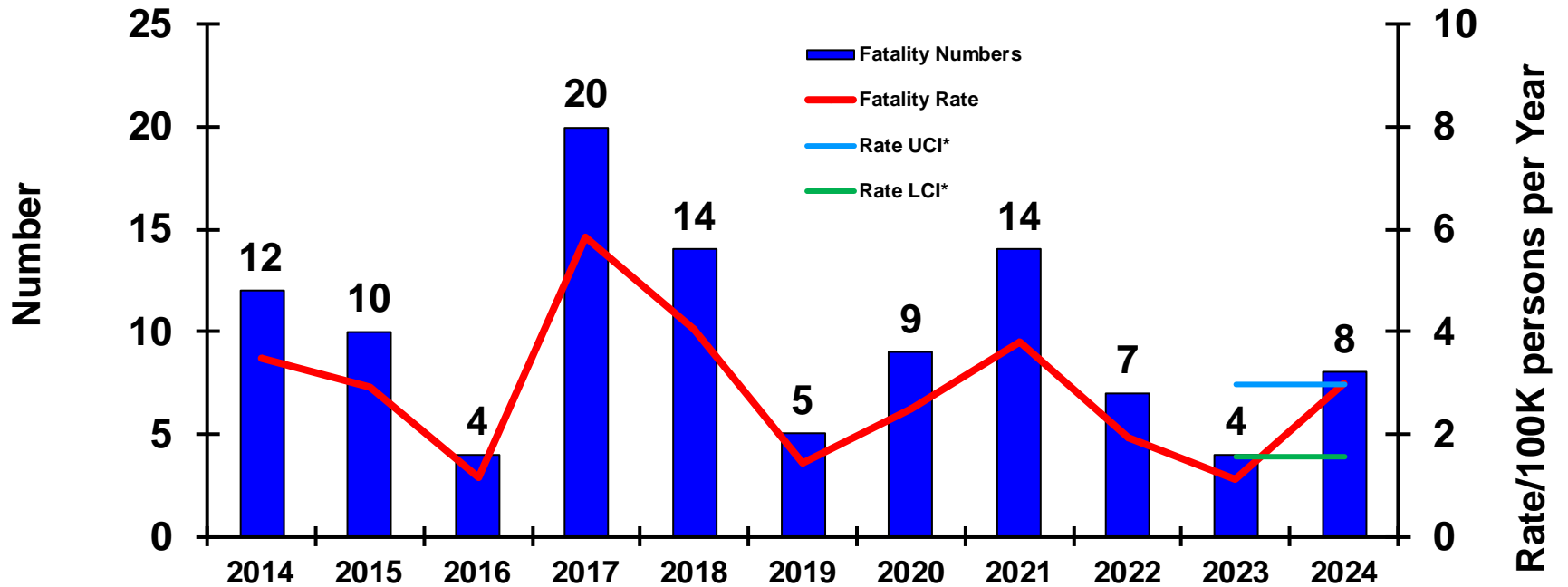


	<u>9-Jul-24</u>	<u>9-Jul-23</u>
<b>CLASS A MISHAPS/MISHAP RATE FY COMPARISON:</b>	22/8.21	19/6.96
<b>FY23 MISHAPS/MISHAP RATE:</b>	22/6.22	
<b>10-YEAR AVERAGE (FY14-FY23) MISHAPS/MISHAP RATE:</b>	25.20/7.16	

\*see last slide for definition of UCI/LCI



# ON-DUTY FATALITIES



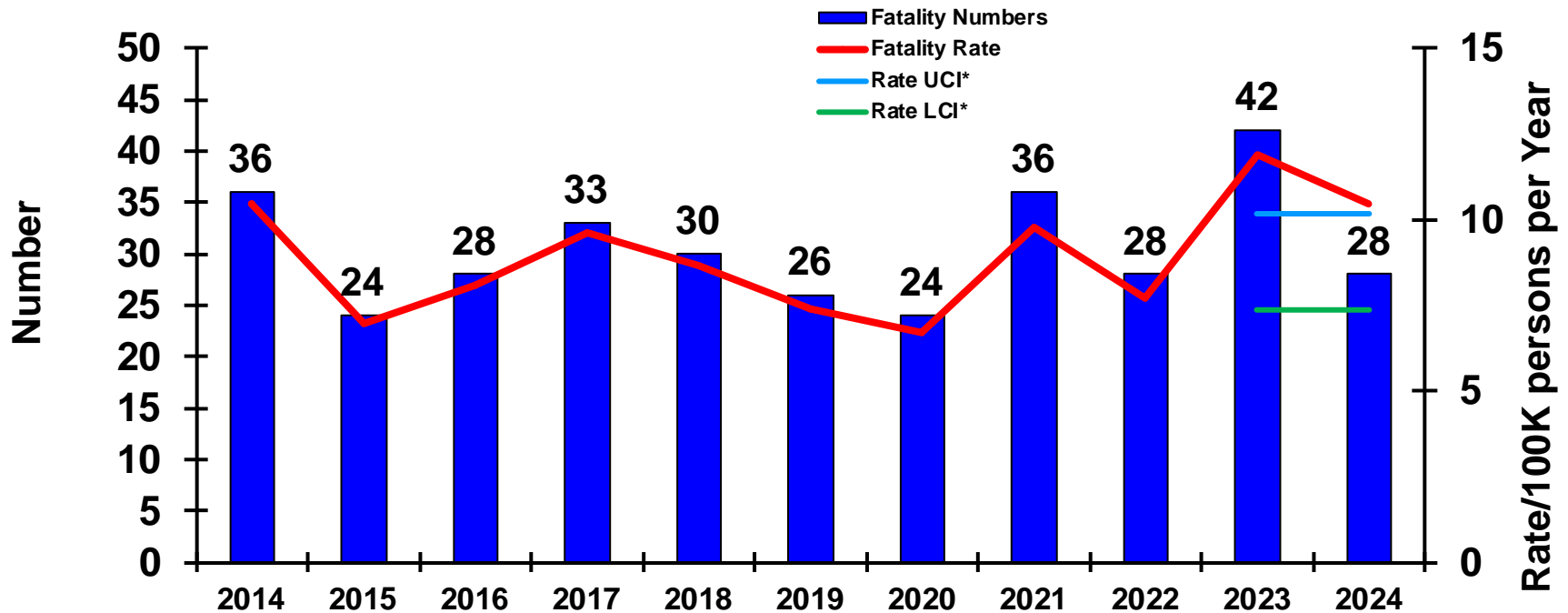
Slide does not show Government Civilian Fatalities: FY24 - 1

	<u>9-Jul-24</u>	<u>9-Jul-23</u>
<b>CLASS A MISHAPS/MISHAP RATE FY COMPARISON:</b>	8/2.99	4/1.46
<b>FY23 MISHAPS/MISHAP RATE:</b>	4/1.13	
<b>10-YEAR AVERAGE (FY14-FY23) MISHAPS/MISHAP RATE:</b>	9.90/2.82	

\*see last slide for definition of UCI/LCI



# TOTAL PMV FATALITIES



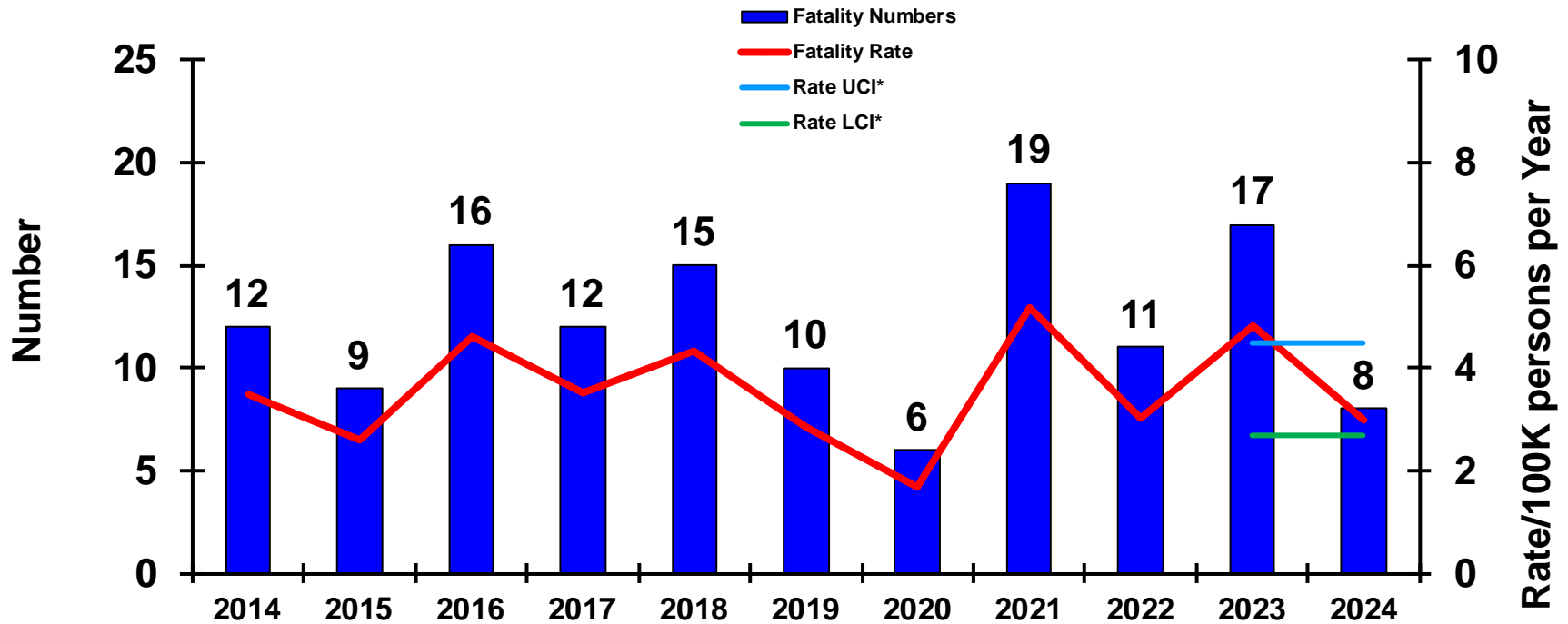
Pedestrian Fatalities this FY: 1

	9-Jul-24	9-Jul-23
<b>CLASS A MISHAPS/MISHAP RATE FY COMPARISON:</b>	28/10.45	27/9.89
<b>FY23 MISHAPS/MISHAP RATE:</b>	42/11.88	
<b>10-YEAR AVERAGE (FY14-FY23) MISHAPS/MISHAP RATE:</b>	30.70/8.73	

\*see last slide for definition of UCI/LCI



# PMV-4 FATALITIES



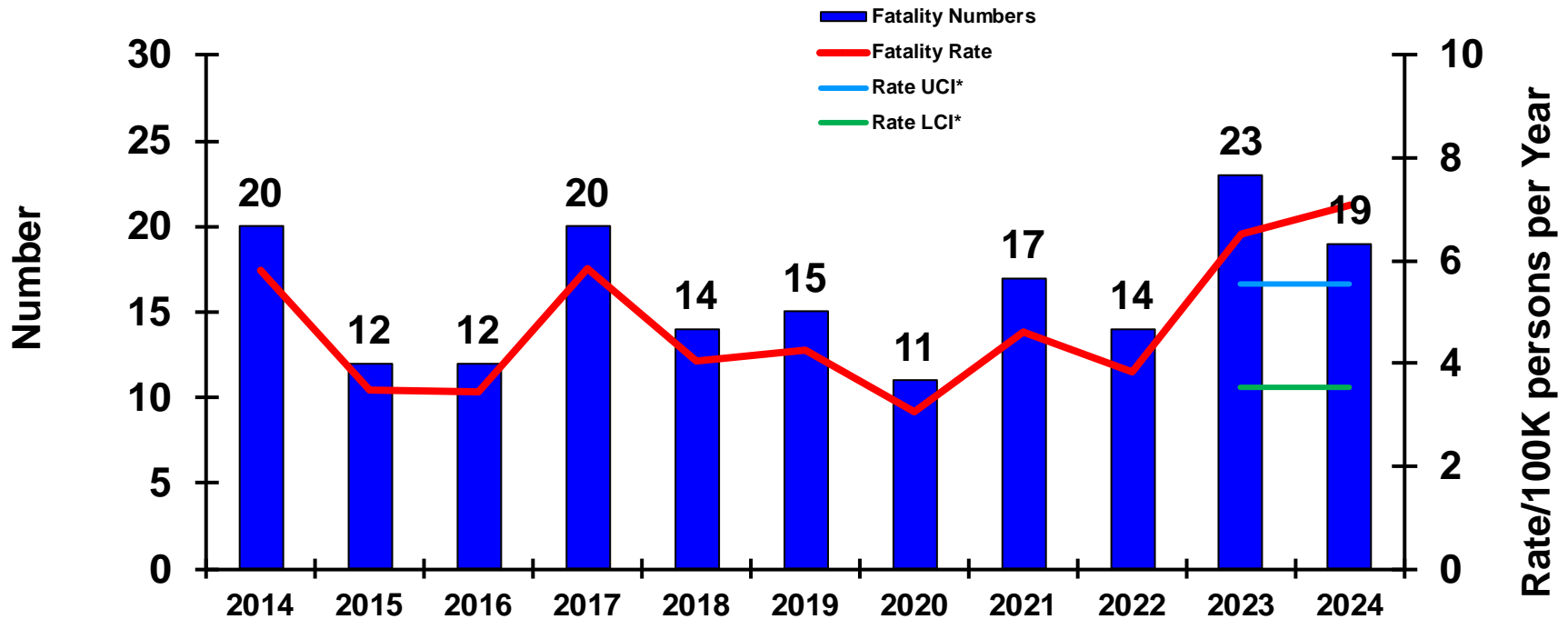
Pedestrian Fatalities this FY: 1

	9-Jul-24	9-Jul-23
<b>CLASS A MISHAPS/MISHAP RATE FY COMPARISON:</b>	8/2.99	12/4.39
<b>FY23 MISHAPS/MISHAP RATE:</b>	17/4.81	
<b>10-YEAR AVERAGE (FY14-FY23) MISHAPS/MISHAP RATE:</b>	12.70/3.61	

\*see last slide for definition of UCI/LCI



# PMV-2 FATALITIES



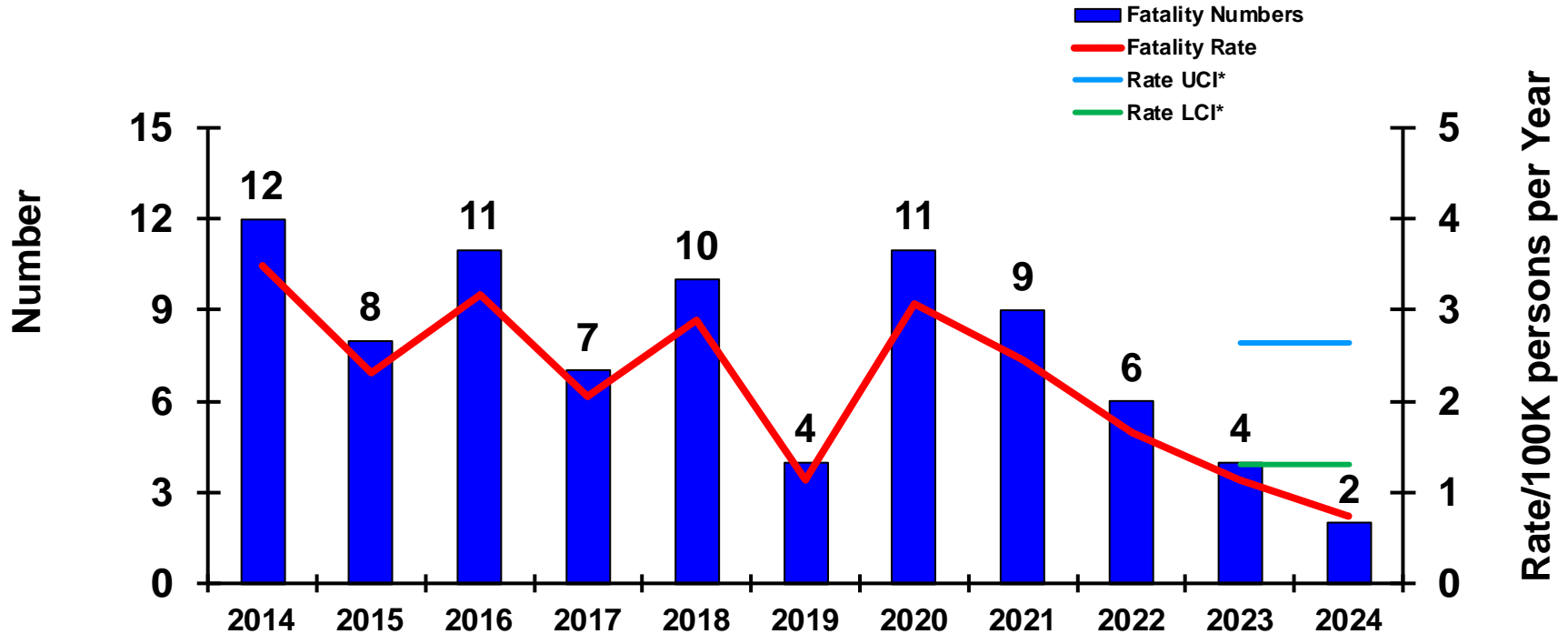
Pedestrian Fatalities this FY: 1

	9-Jul-24	9-Jul-23
<b>CLASS A MISHAPS/MISHAP RATE FY COMPARISON:</b>	19/7.09	14/5.13
<b>FY23 MISHAPS/MISHAP RATE:</b>	23/6.51	
<b>10-YEAR AVERAGE (FY14-FY23) MISHAPS/MISHAP RATE:</b>	15.80/4.50	

\*see last slide for definition of UCI/LCI



# OFF-DUTY/REC FATALITIES



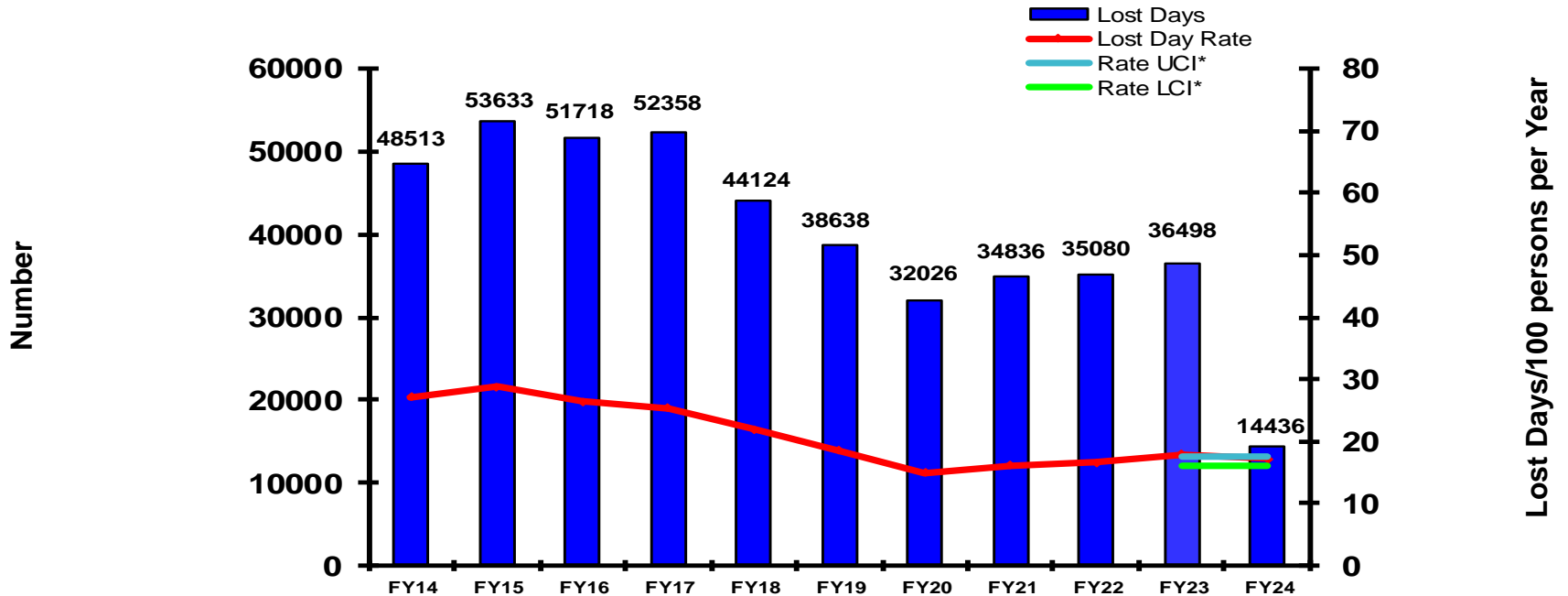
	<u>9-Jul-24</u>	<u>9-Jul-23</u>
<b>CLASS A MISHAPS/MISHAP RATE FY COMPARISON:</b>	2/0.75	4/1.46
<b>FY23 MISHAPS/MISHAP RATE:</b>	4/1.13	
<b>10-YEAR AVERAGE (FY14-FY23) MISHAPS/MISHAP RATE:</b>	8.20/2.33	

\*see last slide for definition of UCI/LCI





# CIVILIAN LOST WORK DAY



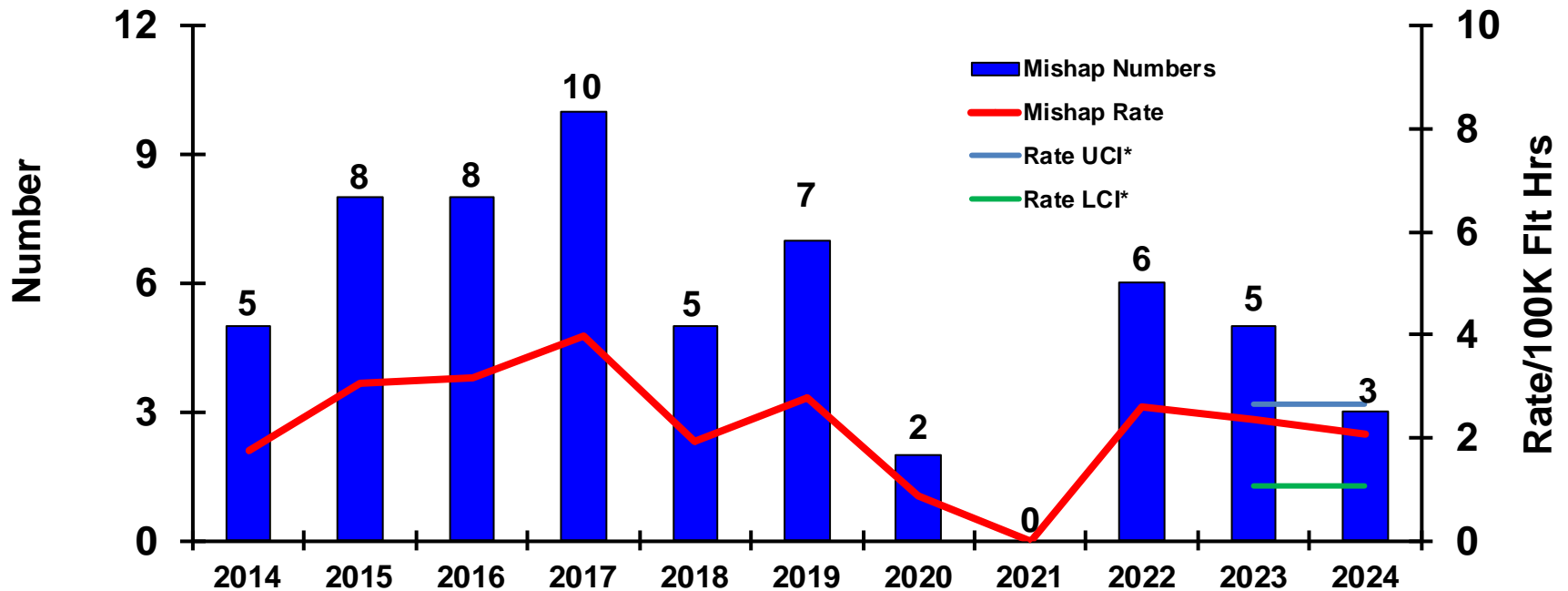
	<u>15 Apr 24</u>
<b>LOST WORK DAY FY RATE COMPARISON:</b>	<b>17.10</b>
<b>FY23 LOST WORK DAY RATE:</b>	<b>17.88</b>
<b>5-YEAR AVERAGE (FY19-23) LOST WORK DAY RATE:</b>	<b>16.86</b>

\*see last slide for definition of UCI/LCI



# CLASS A FLIGHT MISHAPS

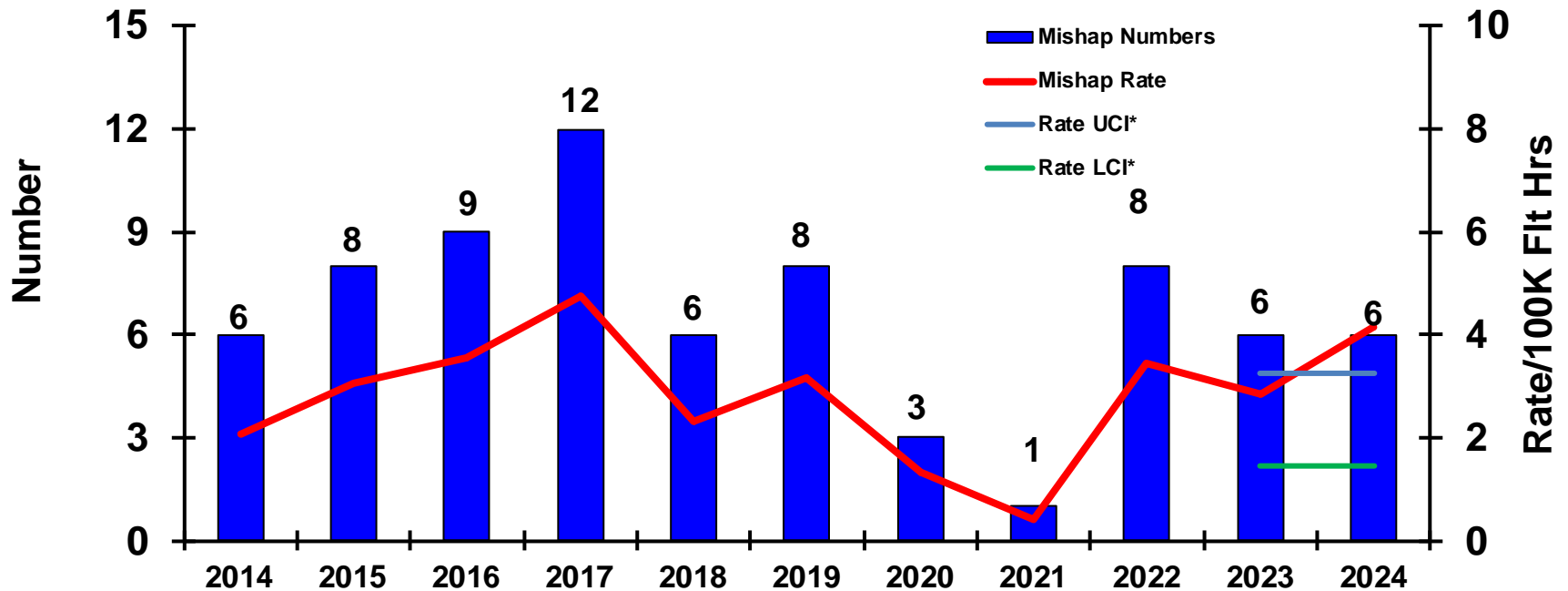
Manned Aircraft Only



	9-Jul-24	9-Jul-23
<b>CLASS A MISHAPS/MISHAP RATE FY COMPARISON:</b>	3/2.07	2/1.22
<b>FY23 MISHAPS/MISHAP RATE:</b>	5/2.36	
<b>10-YEAR AVERAGE (FY14-FY23) MISHAPS/MISHAP RATE:</b>	5.60/2.24	



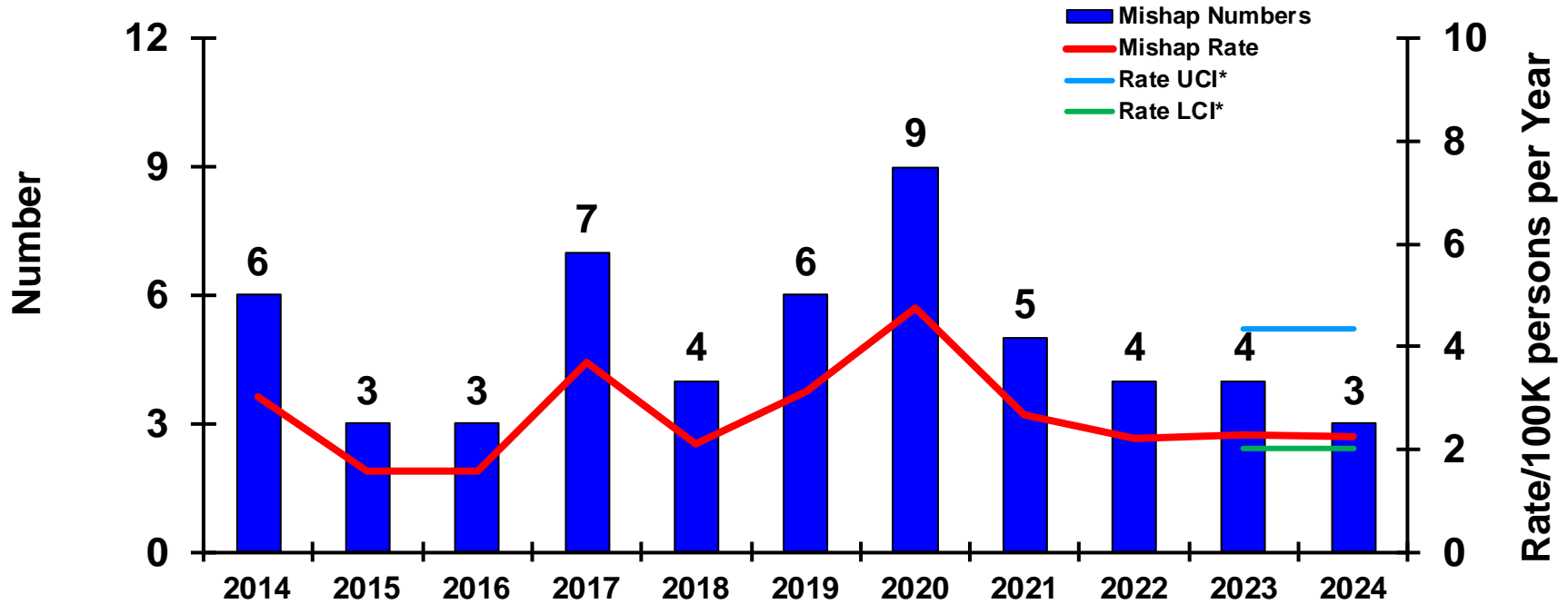
# CLASS A AVIATION MISHAPS



	<u>9-Jul-24</u>	<u>9-Jul-23</u>
<b>CLASS A MISHAPS/MISHAP RATE FY COMPARISON:</b>	6/4.15	3/1.83
<b>FY23 MISHAPS/MISHAP RATE:</b>	6/2.83	
<b>10-YEAR AVERAGE (FY14-FY23) MISHAPS/MISHAP RATE:</b>	6.70/2.69	



# CLASS A GROUND ON-DUTY MISHAPS

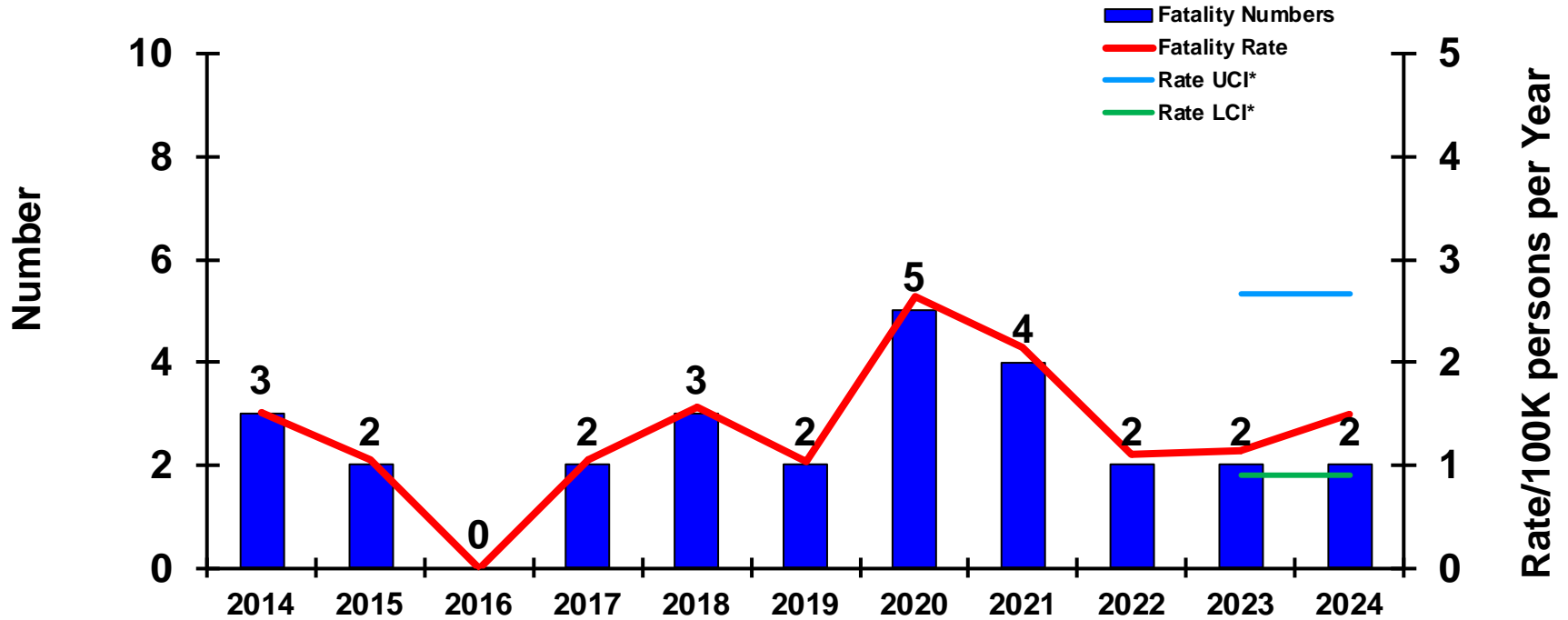


	9-Jul-24	9-Jul-23
<b>CLASS A MISHAPS/MISHAP RATE FY COMPARISON:</b>	3/2.25	3/2.21
<b>FY23 MISHAPS/MISHAP RATE:</b>	4/2.27	
<b>10-YEAR AVERAGE (FY14-FY23) MISHAPS/MISHAP RATE:</b>	5.10/2.69	

\*see last slide for definition of UCI/LCI



# PHYSICAL TRAINING FATALITIES

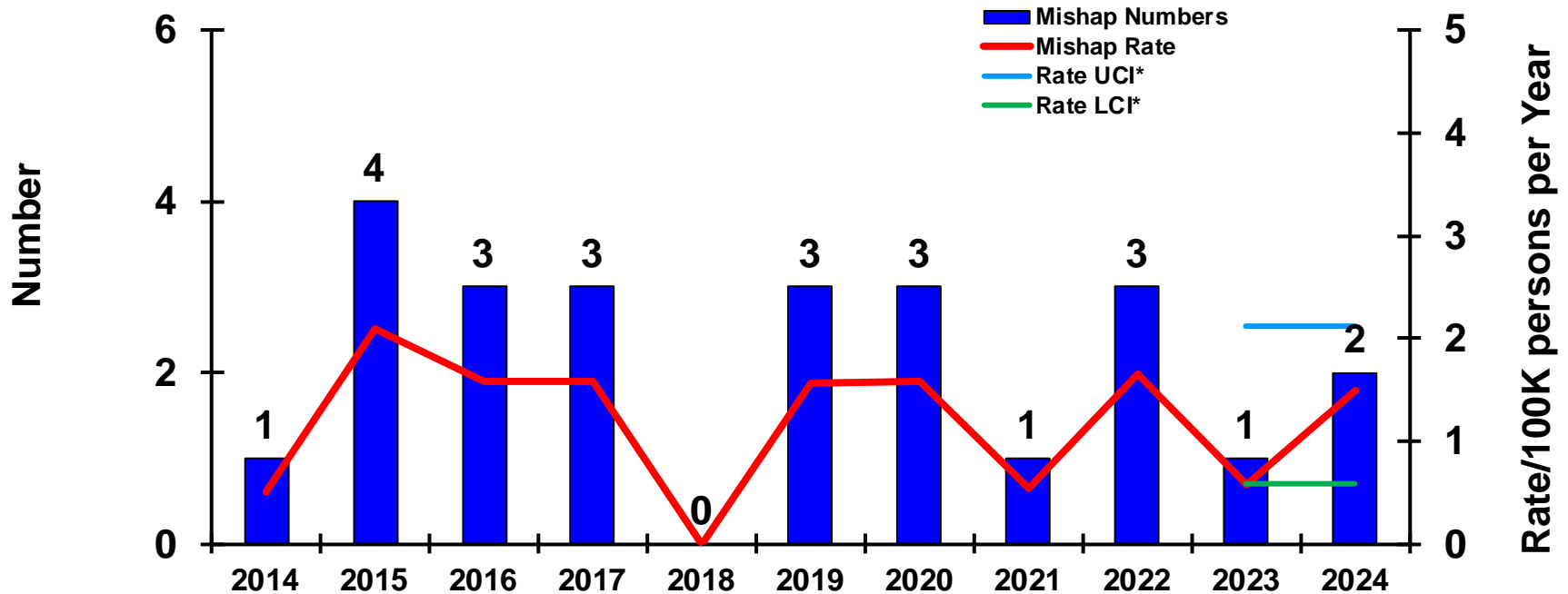


	<u>9-Jul-24</u>	<u>9-Jul-23</u>
<b>CLASS A MISHAPS/MISHAP RATE FY COMPARISON:</b>	2/1.50	2/1.47
<b>FY23 MISHAPS/MISHAP RATE:</b>	2/1.14	
<b>10-YEAR AVERAGE (FY14-FY23) MISHAPS/MISHAP RATE:</b>	2.50/1.32	

\*see last slide for definition of UCI/LCI



# CLASS A ON-DUTY MV MISHAPS

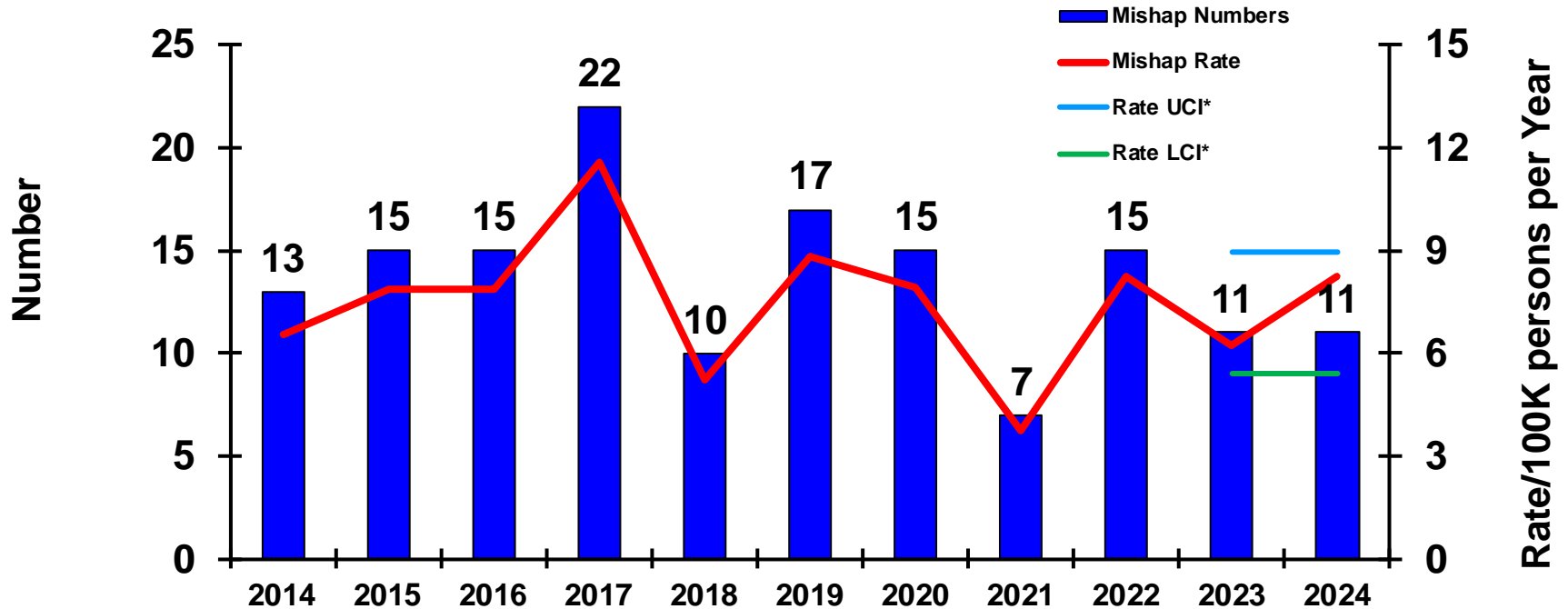


	<u>9-Jul-24</u>	<u>9-Jul-23</u>
<b>CLASS A MISHAPS/MISHAP RATE FY COMPARISON:</b>	2/1.50	1/0.74
<b>FY23 MISHAPS/MISHAP RATE:</b>	1/0.57	
<b>10-YEAR AVERAGE (FY14-FY23) MISHAPS/MISHAP RATE:</b>	2.20/1.16	

\*see last slide for definition of UCI/LCI



# TOTAL CLASS A ON-DUTY MISHAPS

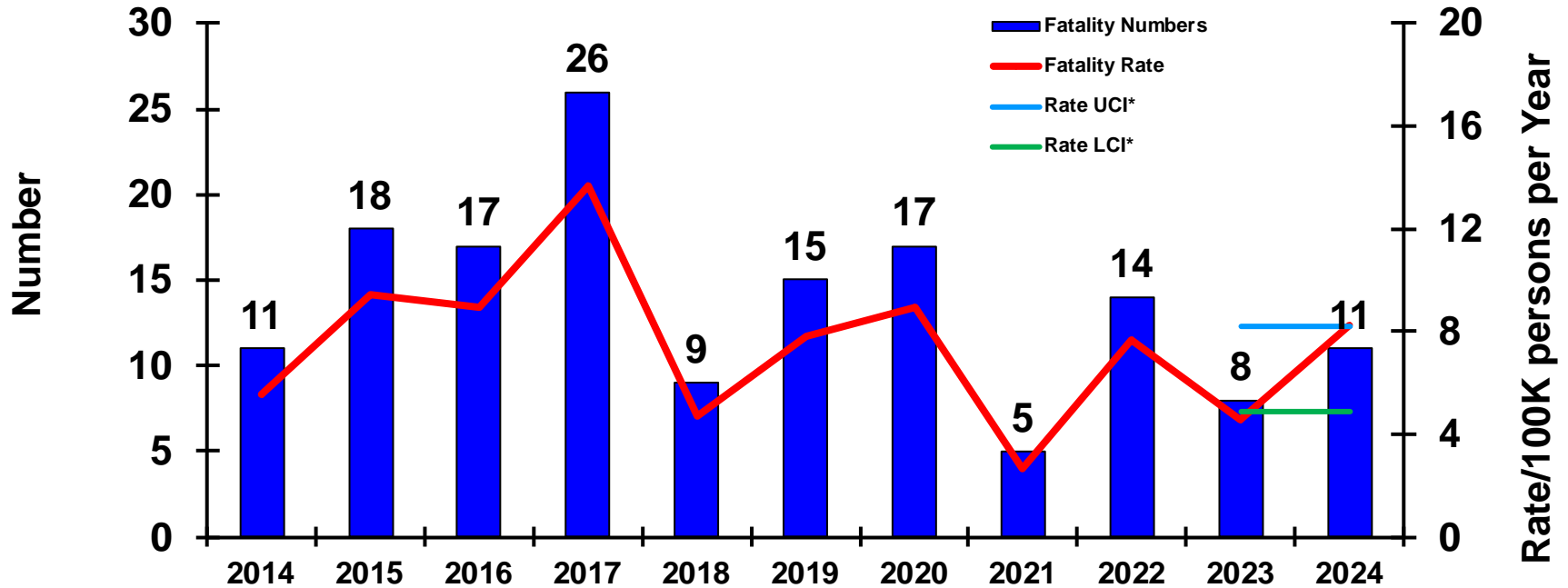


	<u>9-Jul-24</u>	<u>9-Jul-23</u>
<b>CLASS A MISHAPS/MISHAP RATE FY COMPARISON:</b>	11/8.24	7/5.15
<b>FY23 MISHAPS/MISHAP RATE:</b>	11/6.25	
<b>10-YEAR AVERAGE (FY14-FY23) MISHAPS/MISHAP RATE:</b>	14.00/7.41	

\*see last slide for definition of UCI/LCI



# ON-DUTY FATALITIES



Slide does not show Government Civilian Fatalities: FY24 - 0

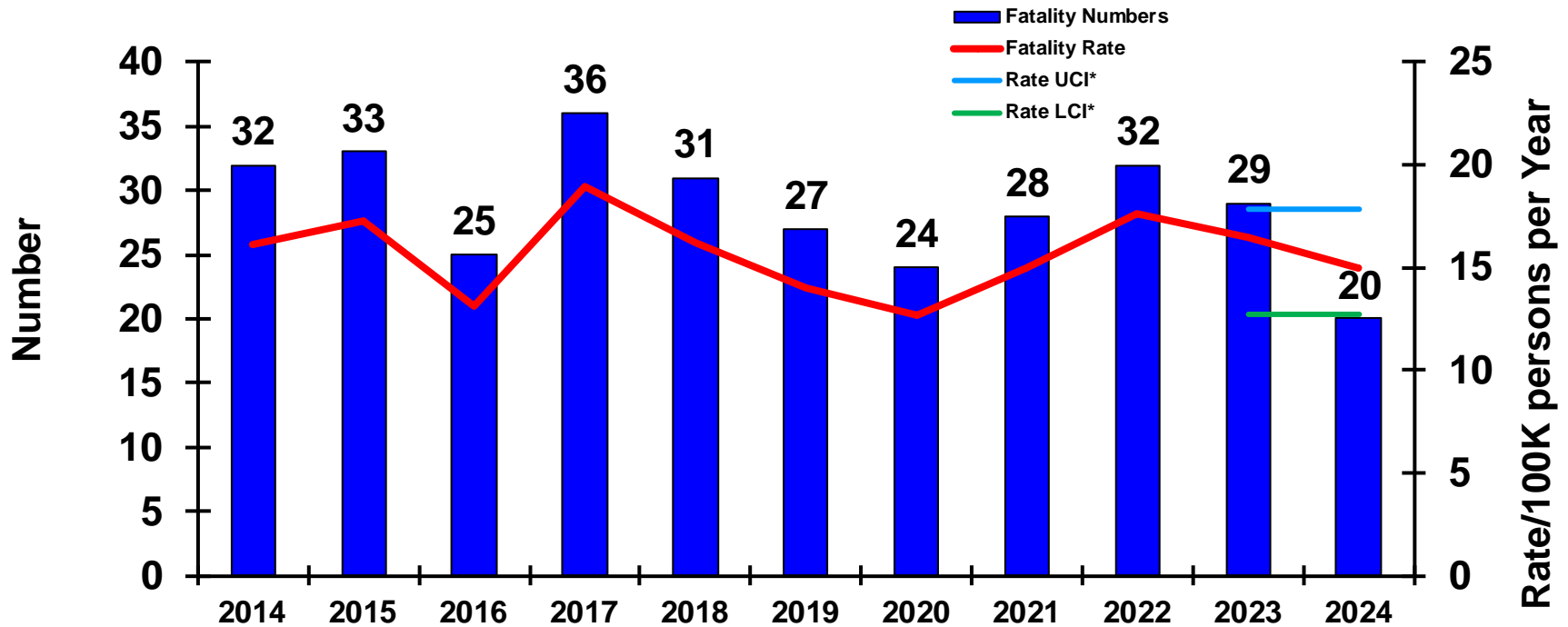
	<u>9-Jul-24</u>	<u>9-Jul-23</u>
<b>CLASS A MISHAPS/MISHAP RATE FY COMPARISON:</b>	11/8.24	3/2.21
<b>FY23 MISHAPS/MISHAP RATE:</b>	8/4.54	
<b>10-YEAR AVERAGE (FY14-FY23) MISHAPS/MISHAP RATE:</b>	14.00/7.39	

\*see last slide for definition of UCI/LCI





# TOTAL PMV FATALITIES



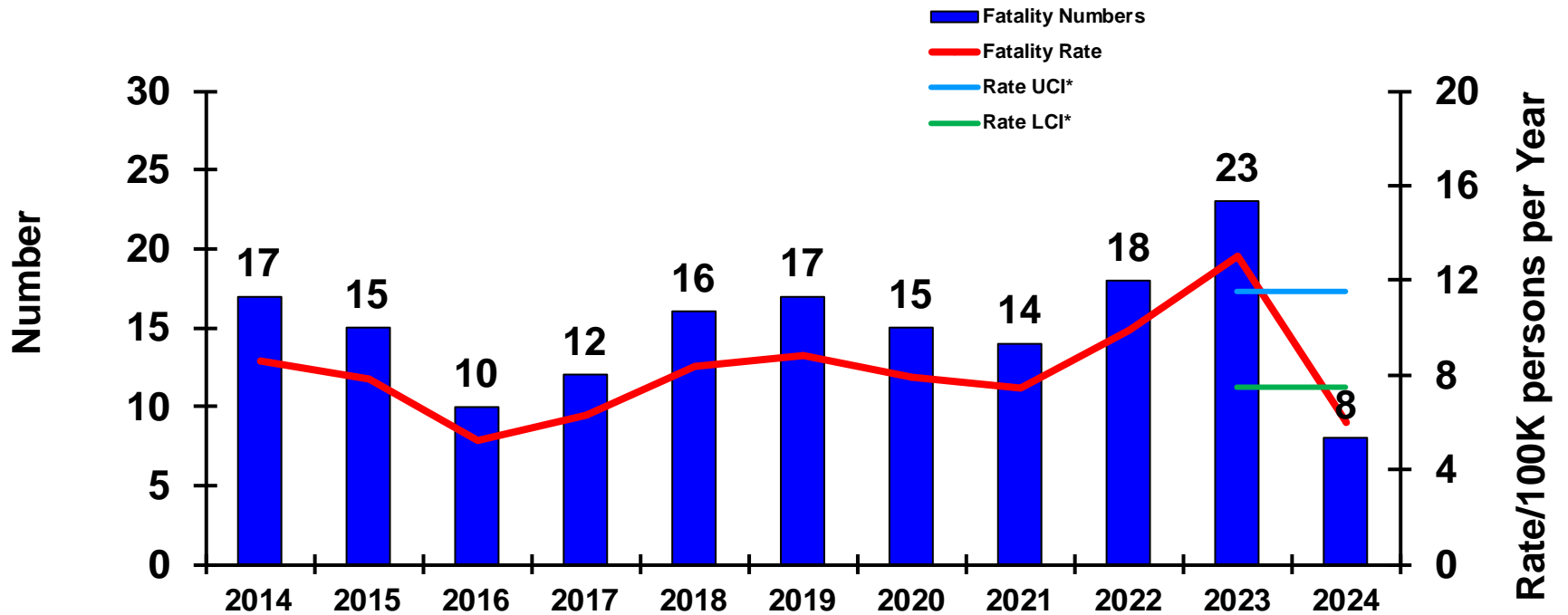
Pedestrian Fatalities this FY: 2

	9-Jul-24	9-Jul-23
<b>CLASS A MISHAPS/MISHAP RATE FY COMPARISON:</b>	20/14.98	23/16.91
<b>FY23 MISHAPS/MISHAP RATE:</b>	29/16.48	
<b>10-YEAR AVERAGE (FY14-FY23) MISHAPS/MISHAP RATE:</b>	29.70/15.74	

\*see last slide for definition of UCI/LCI



# PMV-4 FATALITIES



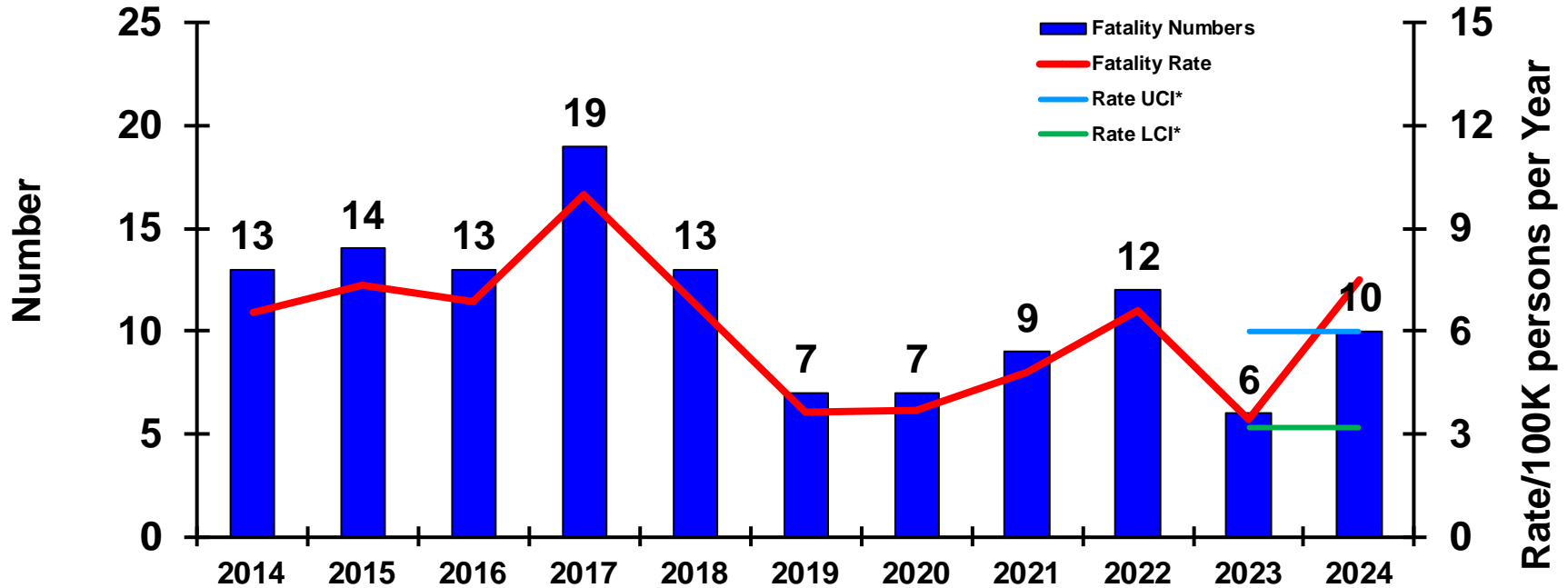
Pedestrian Fatalities this FY: 2

	<u>9-Jul-24</u>	<u>9-Jul-23</u>
<b>CLASS A MISHAPS/MISHAP RATE FY COMPARISON:</b>	8/5.99	18/13.24
<b>FY23 MISHAPS/MISHAP RATE:</b>	23/13.07	
<b>10-YEAR AVERAGE (FY14-FY23) MISHAPS/MISHAP RATE:</b>	15.70/8.35	

\*see last slide for definition of UCI/LCI



# PMV-2 FATALITIES



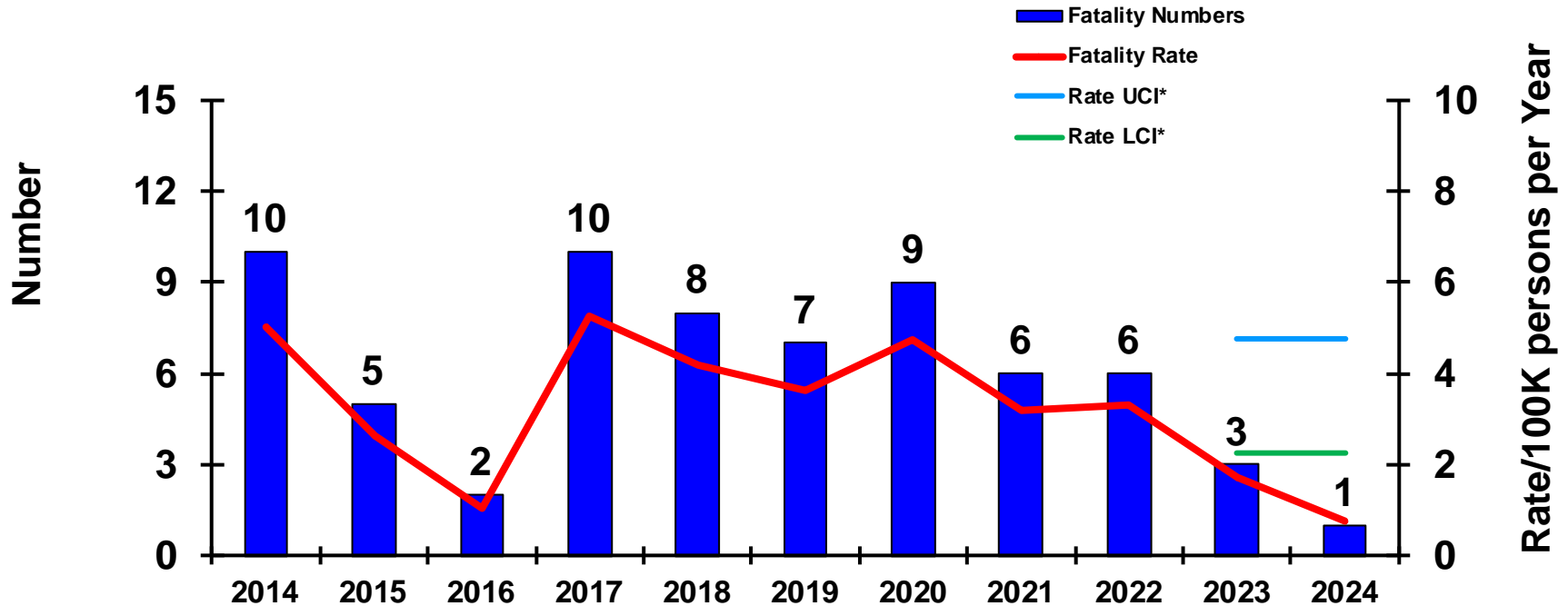
Pedestrian Fatalities this FY: 2

	9-Jul-24	9-Jul-23
<b>CLASS A MISHAPS/MISHAP RATE FY COMPARISON:</b>	10/7.49	5/3.68
<b>FY23 MISHAPS/MISHAP RATE:</b>	6/3.41	
<b>10-YEAR AVERAGE (FY14-FY23) MISHAPS/MISHAP RATE:</b>	11.30/5.96	

\*see last slide for definition of UCI/LCI



# OFF-DUTY/REC FATALITIES

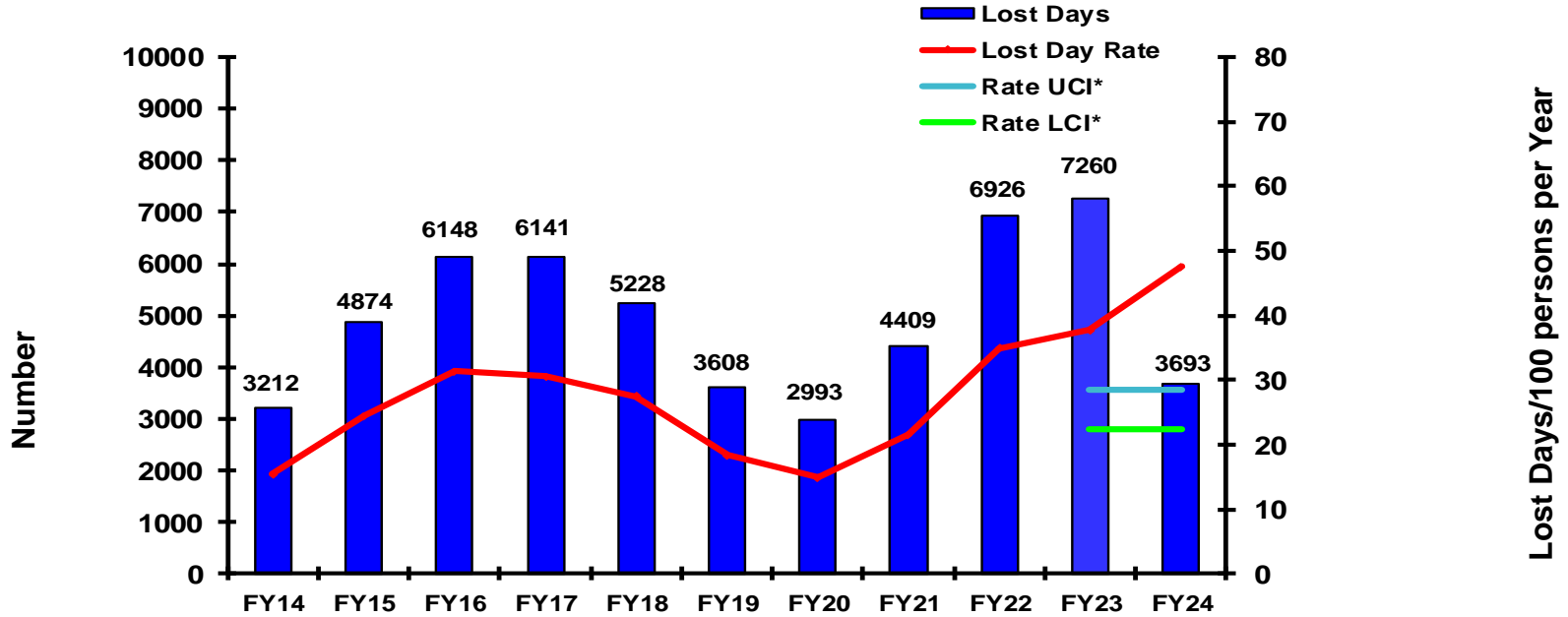


	9-Jul-24	9-Jul-23
<b>CLASS A MISHAPS/MISHAP RATE FY COMPARISON:</b>	1/0.75	3/2.21
<b>FY23 MISHAPS/MISHAP RATE:</b>	3/1.70	
<b>10-YEAR AVERAGE (FY14-FY23) MISHAPS/MISHAP RATE:</b>	6.60/3.47	

\*see last slide for definition of UCI/LCI



# CIVILIAN LOST WORK DAY



	<u>14 Apr 24</u>
<b>LOST WORK DAY FY RATE COMPARISON:</b>	<b>47.49</b>
<b>FY23 LOST WORK DAY RATE:</b>	<b>37.71</b>
<b>5-YEAR AVERAGE (FY19-23) LOST WORK DAY RATE:</b>	<b>25.41</b>

\*see last slide for definition of UCI/LCI

# Navy Short Narratives

## USN AVIATION CLASS A MISHAPS (includes UAS/UAV, FRMs and AGMs not included in the Flight Slide)

- 28 May 2024 (Albuquerque, NM) F-35B crashed during a ferry flight. Pilot successfully ejected with non-life threatening injuries.
- 13 May 2024 (NAS Whiting Field, FL) Multiple TH-73s damaged due to inclement weather, no injuries reported.
- 12 Apr 2024 (Laurel, MS) T-45C had in-flight emergency, landed safely, no injury to aircrew.
- 9 Apr 2024 (Location Withheld – OPSEC) F/A-18F had engine fire inflight, landed safely, no injury to aircrew.
- 18 Mar 2024 (NAS Meridian, MS) T-45C experienced engine malfunction on takeoff, executed high-speed abort. No injuries to aircrew.
- 28 Jan 2024 (Location Withheld – OPSEC) MQ-8C experienced aviation ground mishap, no injury to personnel. (AGM)
- 11 Jan 2024 (San Diego, CA) MH-60R experienced a flight mishap during training. No fatalities, one minor injury to aircrew.
- 20 Nov 2023 (Marine Corps Base Kaneohe, HI) P-8A departed runway, no injuries to aircrew.
- 19 Nov 2023 (Laoag, Philippines) P-8A experienced equipment failure on landing, aircraft damaged, no aircrew injuries reported.
- 7 Nov 2023 (Location Withheld – OPSEC) E-2D damaged during landing at USS Ship.

## USN AFLOAT CLASS A MISHAPS

- 24 May 2024 (NS Norfolk, VA) SVM electrocuted on sub. Pronounced deceased at scene.
- 01 May 2024 (Location Withheld - OPSEC) Collision during LCAC night operations resulted in damaged assets and injuries to personnel.
- 28 Apr 2024 (Weapons Station Yorktown, VA) SVM fell overboard during security boat training, died at the scene.
- 20 Mar 2024 (Location Withheld – OPSEC) SVM fell overboard underway, presumed deceased.
- 21 Jan 2024 (Location Withheld) USNS experienced flooding casualty, no injury to crew.
- 11 Jan 2024 (Location Withheld) 2 x SVM declared missing at sea, presumed deceased.
- 1 Dec 2023 (Location Withheld – OPSEC) Equipment damaged during training.
- 15 Nov 2023 (Location Withheld – OPSEC) Damaged material during USNS ship replenishment, no injury to crew.

## USN SHORE CLASS A MISHAPS

- 4 Jun 2024 (NAS Jacksonville, FL) SVM drowned during training event. Died at hospital.
- 7 Dec 2023 (NS Norfolk, VA) Government civilian fell during maintenance evolution, died at scene.

## USN PHYSICAL TRAINING CLASS A MISHAPS

- 5 May 2024 (Naval Base Kitsap, Bangor, WA) SVM collapsed during on-duty PT run, died at scene.

# Navy Short Narratives

## USN ON-DUTY MOTOR VEHICLE CLASS A MISHAPS

- 26 Jan 2024 (IVO NAB Coronado Silver Strand Training Complex (SSTC), CA) SVM involved in a government vehicle accident, died at scene.

## USN PRIVATE MOTOR VEHICLE FATALITIES

- 27 Jun 2024 (Oceanside, CA) 2 x SVM involved in a motorcycle accident, both died at scene.
- 26 Jun 2024 (Gulfport, MS) SVM involved in a motorcycle accident, died at scene.
- 22 Jun 2024 (Madera County, CA) SVM involved in a motorcycle accident, died at scene
- 18 Jun 2024 (San Antonio, TX) SVM involved in a motorcycle accident, died at scene.
- 5 Jun 2024 (Ledyard, CT) SVM involved in a motorcycle accident, died at scene.
- 5 Jun 2024 (Newport News, VA) SVM involved in a motor vehicle accident, died at scene.
- 1 Jun 2024 (Newport News, VA) SVM involved in a motor vehicle accident, died at scene.
- 23 May 2024 (Jacksonville, FL) SVM involved in a motorcycle accident, died at scene.
- 22 May 2024 (Ann Arundel County, MD) SVM involved in a motor vehicle accident, died at scene.
- 21 May 2024 (San Clemente, CA) SVM fell off motorcycle, hit by automobile, died at hospital.
- 12 May 2024 (Kearney, NE) SVM involved in a motor vehicle accident, died at scene.
- 5 May 2024 (San Diego, CA) SVM involved in a motor vehicle accident, died at scene.
- 2 May 2024 (Coupeville, WA) SVM involved in a motorcycle accident, died at scene.
- 31 Mar 2024 (Virginia Beach, VA) SVM involved in a motorcycle accident, succumbed to injuries in hospital on 3 Apr 2024.
- 29 Mar 2024 (Coupeville, WA) SVM involved in a motorcycle accident, died at scene.
- 29 Mar 2024 (Dahlgren, VA) SVM involved in a motorcycle accident, died at scene
- 10 Mar 2024 (Phoenix, AZ) SVM hit by a motor vehicle while walking along road, died at scene.
- 24 Feb 2024 (Charleston, SC) SVM involved in a motorcycle accident, died at scene.
- 20 Feb 2024 (Pensacola, FL) SVM involved in a motorcycle accident, died at hospital.
- 3 Feb 2024 (Pensacola, FL) SVM involved in a motorcycle accident, died at hospital.
- 30 Jan 2024 (Hampton, VA) SVM involved in a motorcycle accident, died at scene.
- 5 Jan 2023 (San Diego, CA) SVM involved in a motorcycle accident, died at scene.
- 15 Dec 2023 (Gibson, GA) SVM involved in a motor vehicle accident, died at scene.
- 3 Dec 2023 (Hanford, CA) SVM involved in a motor vehicle accident, died at scene.
- 22 Nov 2023 (IVO San Antonio, TX) SVM involved in a motor vehicle accident, died at scene.
- 20 Oct 2023 (Goose Creek, SC) SVM involved in a motorcycle accident, died at scene.

# Navy Short Narratives

## USN OFF-DUTY/RECREATIONAL FATALITIES

- 24 May 2024 (Sunnyvale, CA) SVM died from apparent drowning.
- 14 Oct 2023 (Mount Pleasant, SC) SVM involved in a motorcycle accident, died at hospital.
- 11 Oct 2023 (Norfolk, VA) SVM collapsed during physical activity, died at scene.



# Marine Corps Short Narratives

## USMC AVIATION CLASS A MISHAPS (includes UAS/UAV, FRMs and AGMs not included in the Flight Slide)

- 23 Apr 2024 (Camp Pendleton, CA) UH-1Y: SVM fatally injured during aviation ground operations.
- 20 Apr 2024 (NAS Oceana, VA) F-35B engine damage discovered after failed engine start.
- 6 Feb 2024 (IVO Pine Valley, CA) CH-53E crashed during training flight, five aircrew perished.
- 2 Dec 2023 (MCAS Futenma, Okinawa) Aviation Ground Mishap (AGM) involving multiple aircraft.
- 7 Nov 2023 (MCAS Yuma, AZ) KC-130J departed runway, no injuries to crew.
- 24 Oct 2023 (IVO Nellis AFB, NV) MV-22B hard landing during a training mission, one crewmember injured.

## USMC GROUND CLASS A MISHAPS

- 18 Apr 2024 (IVO MCOLF Atlantic, NC) SVM involved in a parachute mishap, died at scene.
- 5 Jan 2024 (MCAS New River, NC) UH-1Y damaged during ground transport.

## USMC PHYSICAL TRAINING CLASS A MISHAPS

- 18 Feb 2024 (Bardufoss, Norway) SVM collapsed during on-duty PT run, died at scene.
- 4 Oct 2023 (Camp Hansen, Okinawa, Japan) SVM collapsed during PFT, died at hospital on 12 Oct 2023.

## USMC ON-DUTY MOTOR VEHICLE CLASS A MISHAPS

- 22 Mar 2024 (San Diego, CA) SVM involved in a motorcycle accident during a command group ride, died at scene.
- 12 Dec 2023 (MCB Camp Pendleton, CA) ACV had mishap on land, 1 x fatality, 11 x SVM sustained injuries and were treated at hospital.

# Marine Corps Short Narratives

## USMC PRIVATE MOTOR VEHICLE FATALITIES

- 7 Jul 2024 (Oceanside, CA) SVM involved in a motorcycle accident, died at scene.
- 3 Jul 2024 (Kenansville, NC) SVM involved in a motor vehicle accident, died at scene.
- 23 Jun 2024 (Arlington, TX) SVM got flat tire, exited vehicle, struck by another vehicle. Died at scene.
- 16 Jun 2024 (Arlington, VA) SVM involved in a motorcycle accident, died a scene.
- 15 Jun 2024 (Camp Pendleton, CA) SVM involved in a motor vehicle accident, died at scene.
- 11 May 2024 (MCAS Iwakuni, Japan) SVM was struck by train, died at hospital.
- 25 Apr 2024 (Oceanside, CA) 2 x SVM involved in a motor vehicle accident, both succumbed to their injuries at scene
- 15 Mar 2024 (Yuma, AZ) SVM involved in a motorcycle accident, died at hospital.
- 7 Mar 2024 (Ginowan, Japan) SVM involved in a motorcycle accident, died at hospital.
- 28 Jan 2024 (Yuma, AZ) SVM involved in a motorcycle accident, died at scene.
- 1 Jan 2024 (Dayton, OH) SVM involved in a motor vehicle accident, died at scene.
- 30 Dec 2023 (IVO Beaufort, SC) SVM involved in a motor vehicle accident, died at scene.
- 28 Dec 2023 (Pooler, GA) SVM involved in a motorcycle accident, died at scene.
- 22 Dec 2023 (Reseda, CA) SVM involved in a motor vehicle accident, died at scene
- 26 Nov 2023 (Winchester, CA) SVM involved in a motorcycle accident, died at hospital.
- 14 Nov 2023 (Escondido, CA) SVM involved in a motorcycle accident, died at scene.
- 14 Nov 2023 (Jacksonville, NC) SVM involved in a motorcycle accident, died at hospital.
- 4 Nov 2023 (Hubert, NC) SVM involved in a motorcycle accident, died at scene.
- 10 Oct 2023 (Attleboro, MA) SVM involved in a motor vehicle accident, died at scene.

## USMC OFF-DUTY/RECREATIONAL FATALITIES

- 21 Oct 2023 (Kaneohe, HI) SVM drowned while spearfishing.



# *Mishap Confidence Interval*



- UCI = Upper Confidence Interval    LCI = Lower Confidence Interval
- Rate values above the UCI or below the LCI infer a statistically significant change is probable. This is only an indicator. Significance cannot be determined until end-of-year.
- Values between the UCI and LCI infer that nothing significant has occurred to increase or decrease mishap rate.

(Confidence Interval is based on: Poisson Rate related to a Chi Squared Distribution and calculated using FY19-23 data except for the Lost Work Days and Lost Time Case slides which were based on a normal distribution).