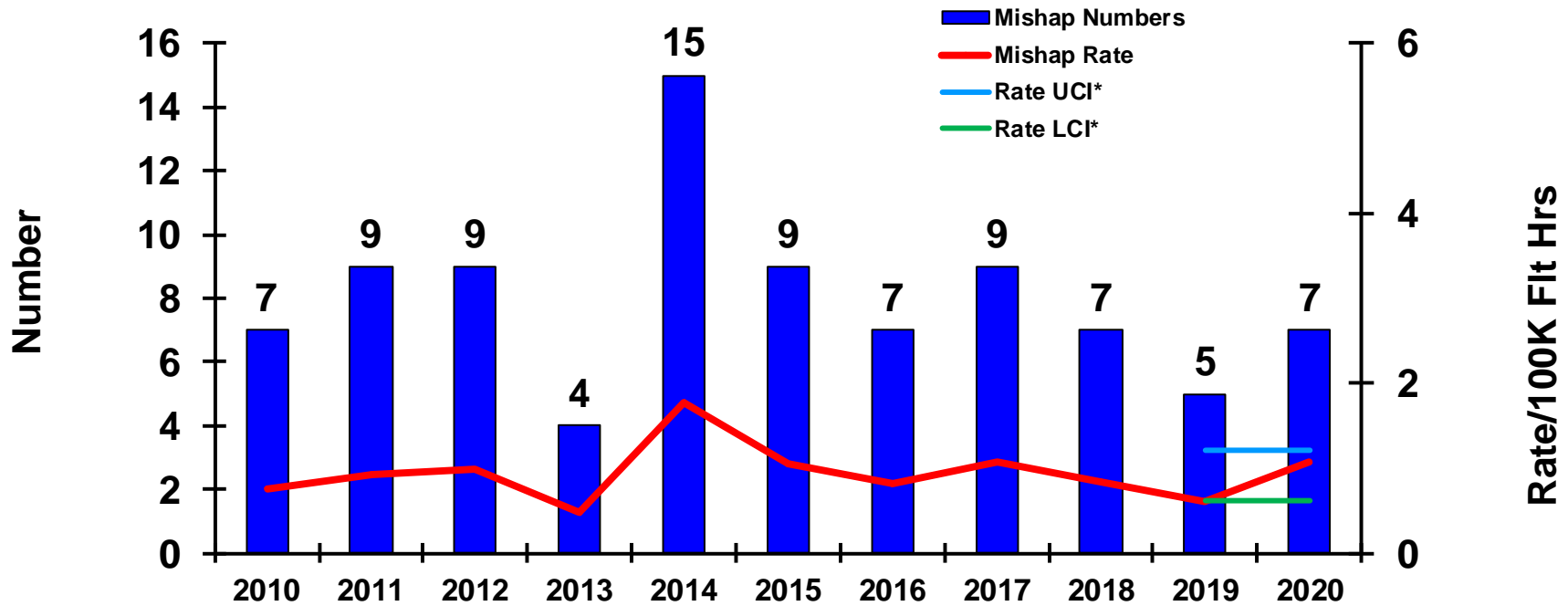




CLASS A FLIGHT MISHAPS

Manned Aircraft Only

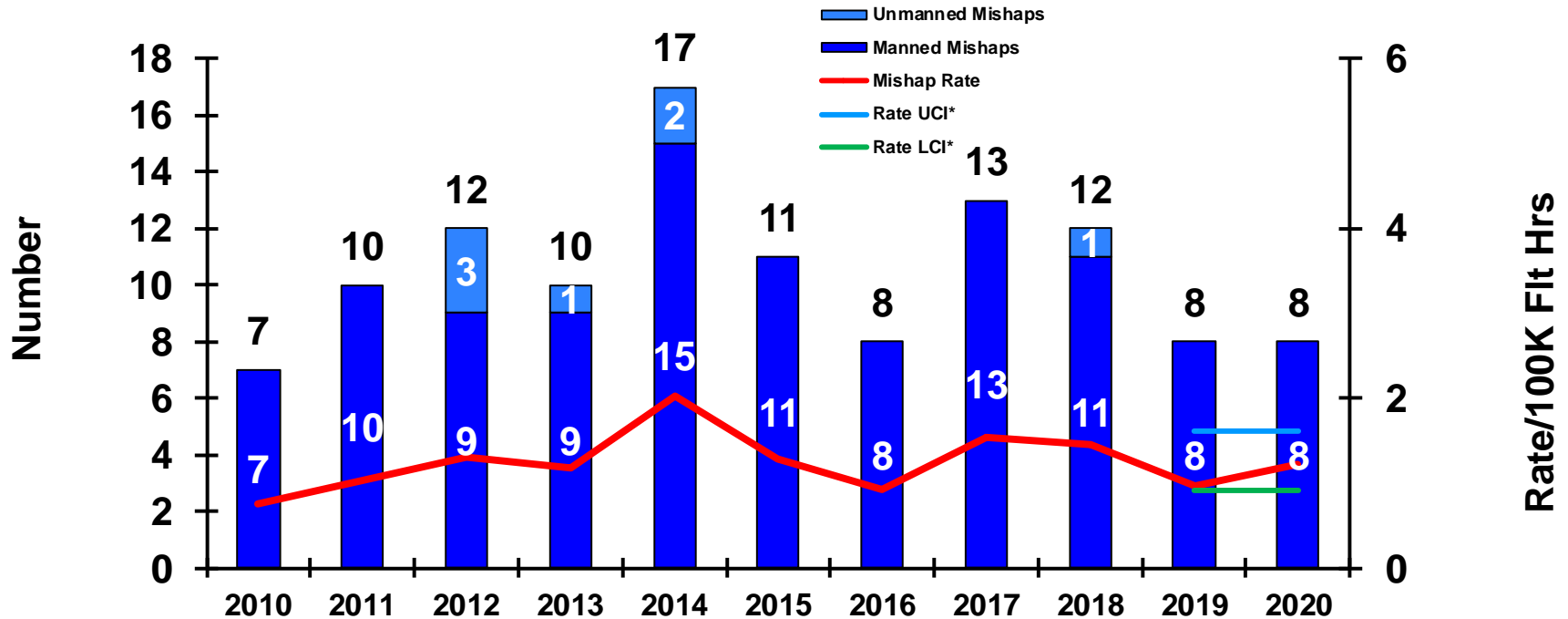


	<u>22-Jul-20</u>	<u>22-Jul-19</u>
CLASS A MISHAPS/MISHAP RATE FY COMPARISON:	7/1.06	3/0.46
FY19 MISHAPS/MISHAP RATE:	5/0.61	
10-YEAR AVERAGE (FY10-19) MISHAPS/MISHAP RATE:	8.10/0.93	

*see last slide for definition of UCI/LCI



CLASS A AVIATION MISHAPS

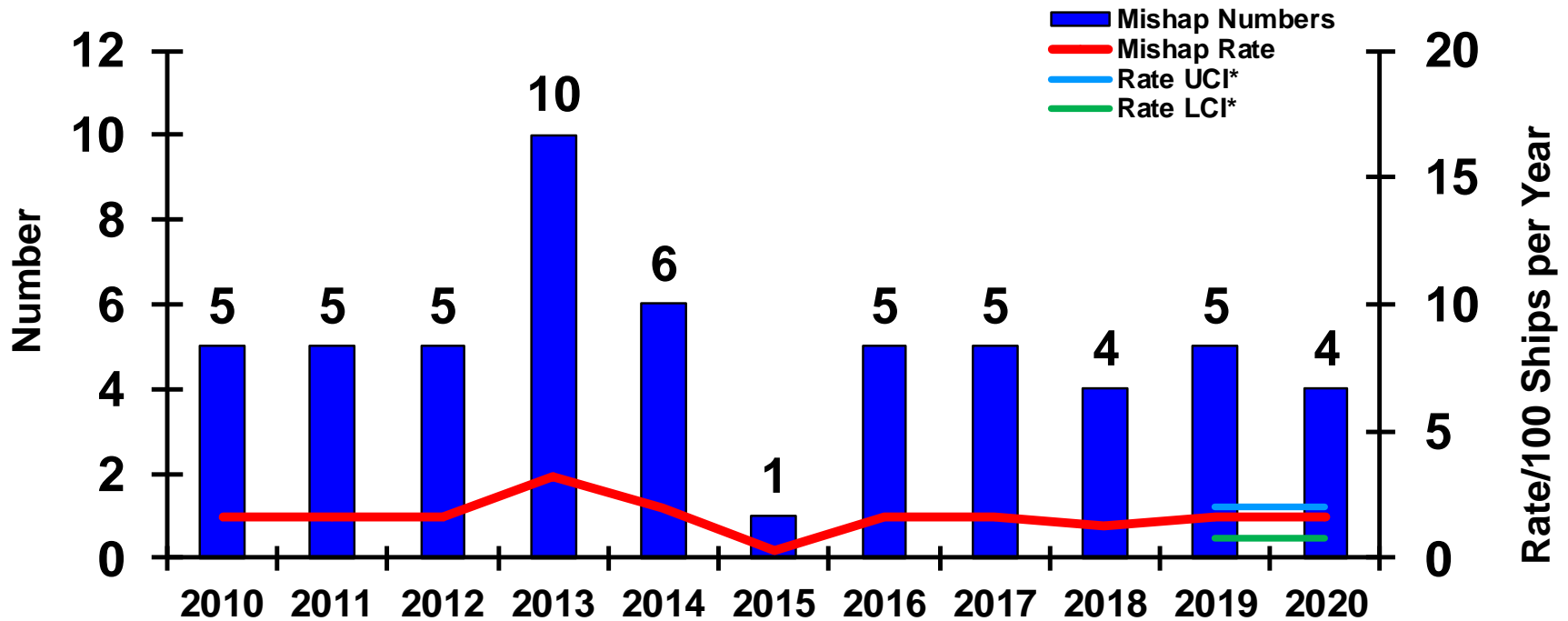


	<u>22-Jul-20</u>	<u>22-Jul-19</u>
CLASS A MISHAPS/MISHAP RATE FY COMPARISON:	8/1.22	5/0.76
FY19 MISHAPS/MISHAP RATE:	8/0.97	
10-YEAR AVERAGE (FY10-19) MISHAPS/MISHAP RATE:	10.80/1.25	

*see last slide for definition of UCI/LCI



CLASS A AFLOAT MISHAPS

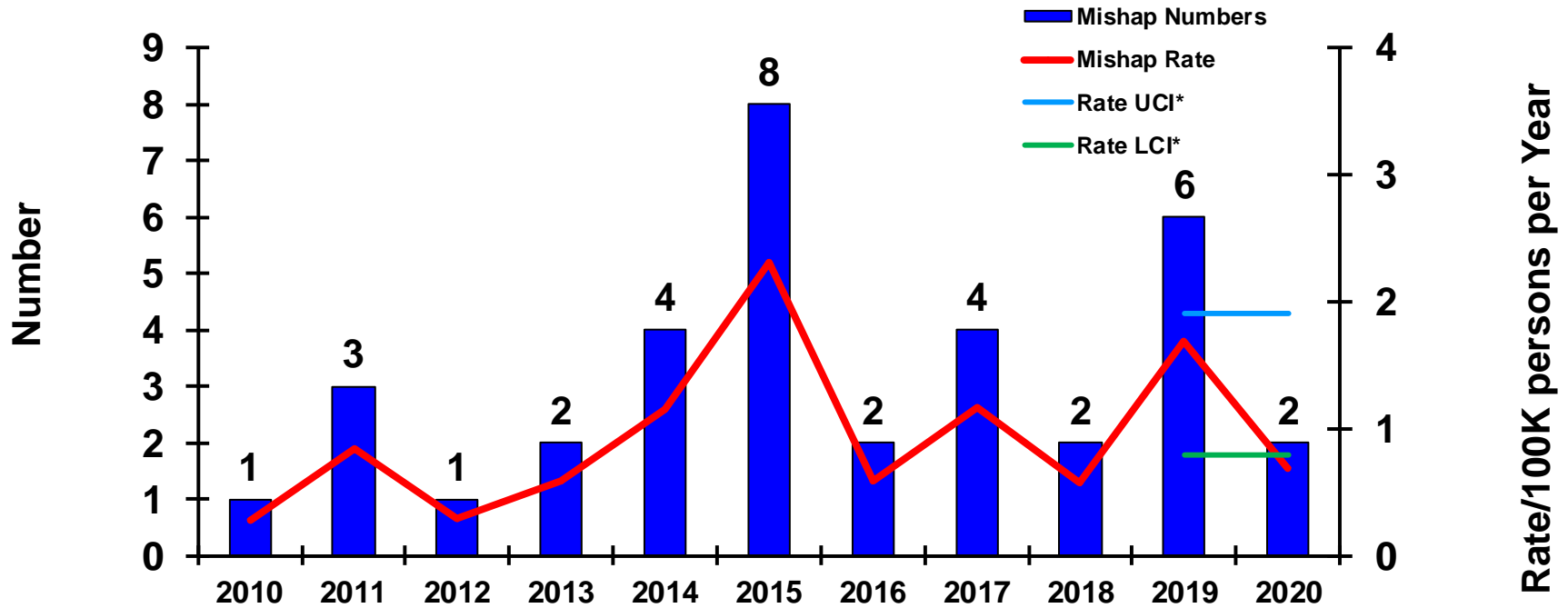


	<u>22-Jul-20</u>	<u>22-Jul-19</u>
CLASS A MISHAPS/MISHAP RATE FY COMPARISON:	4/1.60	2/0.80
FY19 MISHAPS/MISHAP RATE:	5/1.62	
10-YEAR AVERAGE (FY10-19) MISHAPS/MISHAP RATE:	5.10/1.65	

*see last slide for definition of UCI/LCI



CLASS A SHORE ON-DUTY MISHAPS

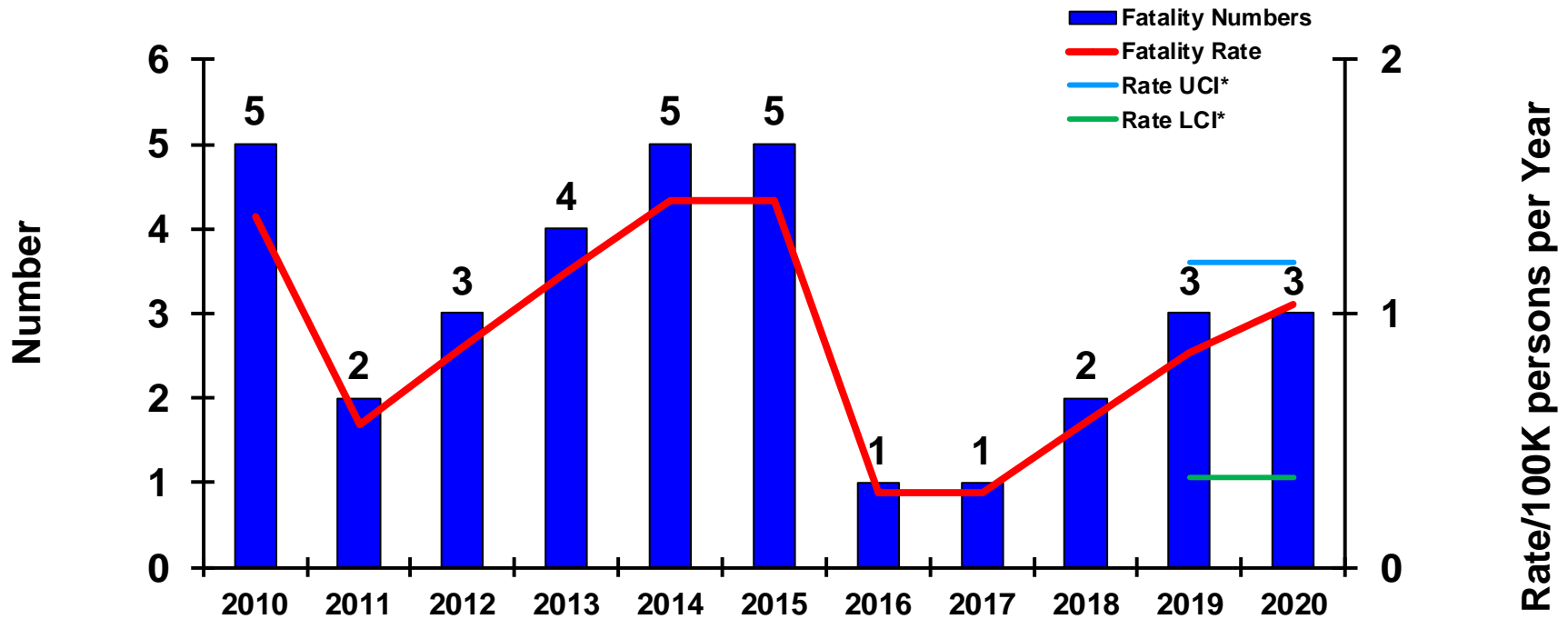


	<u>22-Jul-20</u>	<u>22-Jul-19</u>
CLASS A MISHAPS/MISHAP RATE FY COMPARISON:	2/0.69	6/2.07
FY19 MISHAPS/MISHAP RATE:	6/1.68	
10-YEAR AVERAGE (FY10-19) MISHAPS/MISHAP RATE:	3.30/0.95	

*see last slide for definition of UCI/LCI



PHYSICAL TRAINING FATALITIES

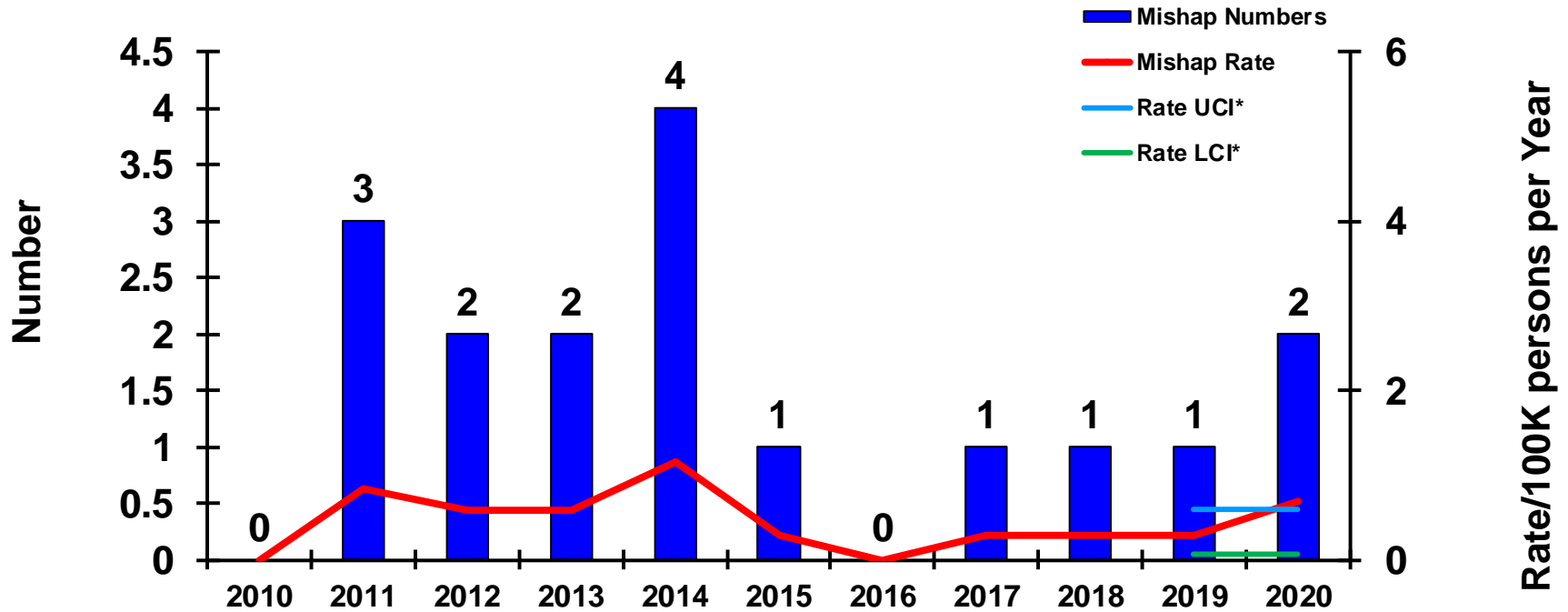


	22-Jul-20	22-Jul-19
FATALITIES/FATALITY RATE FY COMPARISON:	3/1.04	3/1.03
FY19 FATALITIES/FATALITY RATE:	3/0.84	
10-YEAR AVERAGE (FY10-19) FATALITIES/FATALITY RATE:	3.10/0.89	

*see last slide for definition of UCI/LCI



CLASS A ON-DUTY MV MISHAPS

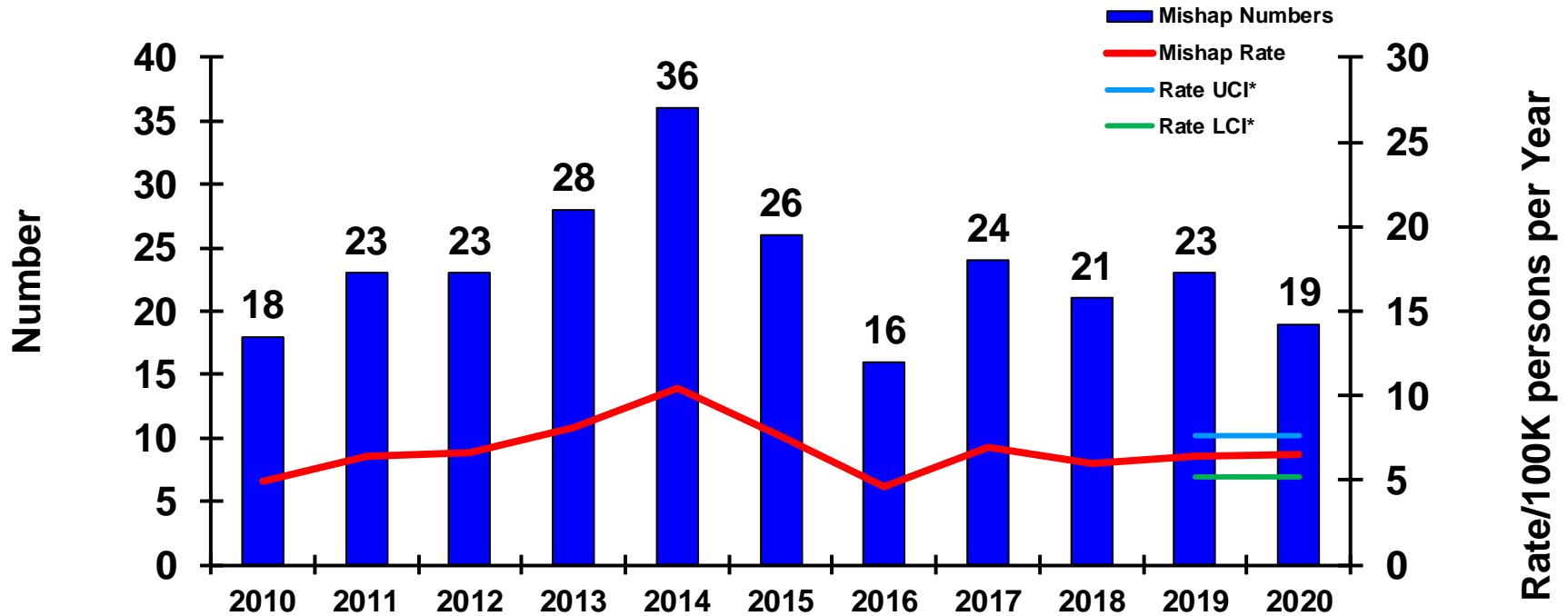


	<u>22-Jul-20</u>	<u>22-Jul-19</u>
CLASS A MISHAPS/MISHAP RATE FY COMPARISON:	2/0.69	0/0.00
FY19 MISHAPS/MISHAP RATE:	1/0.28	
10-YEAR AVERAGE (FY10-19) MISHAPS/MISHAP RATE:	1.50/0.43	

*see last slide for definition of UCI/LCI



TOTAL CLASS A ON-DUTY MISHAPS

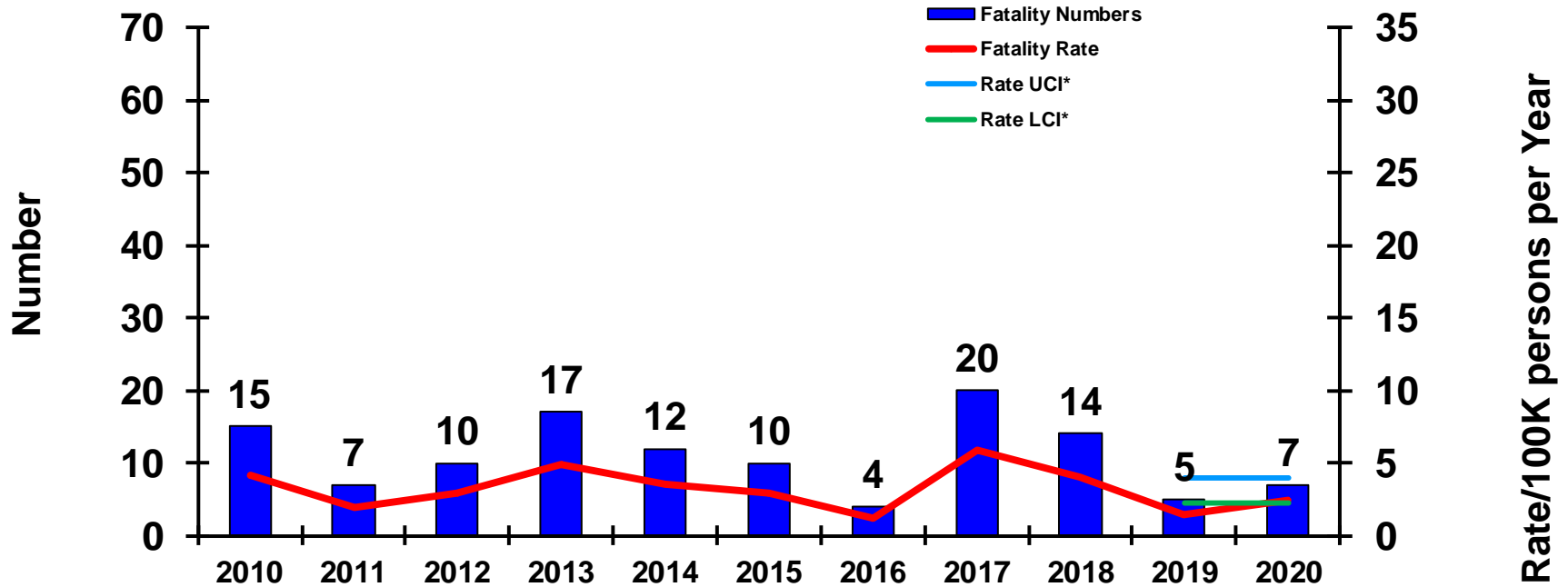


CLASS A MISHAPS/MISHAP RATE FY COMPARISON:	<u>22-Jul-20</u>	<u>22-Jul-19</u>
	19/6.57	16/5.52
FY19 MISHAPS/MISHAP RATE:	23/6.45	
10-YEAR AVERAGE (FY10-19) MISHAPS/MISHAP RATE:	23.80/6.82	

*see last slide for definition of UCI/LCI



ON-DUTY FATALITIES

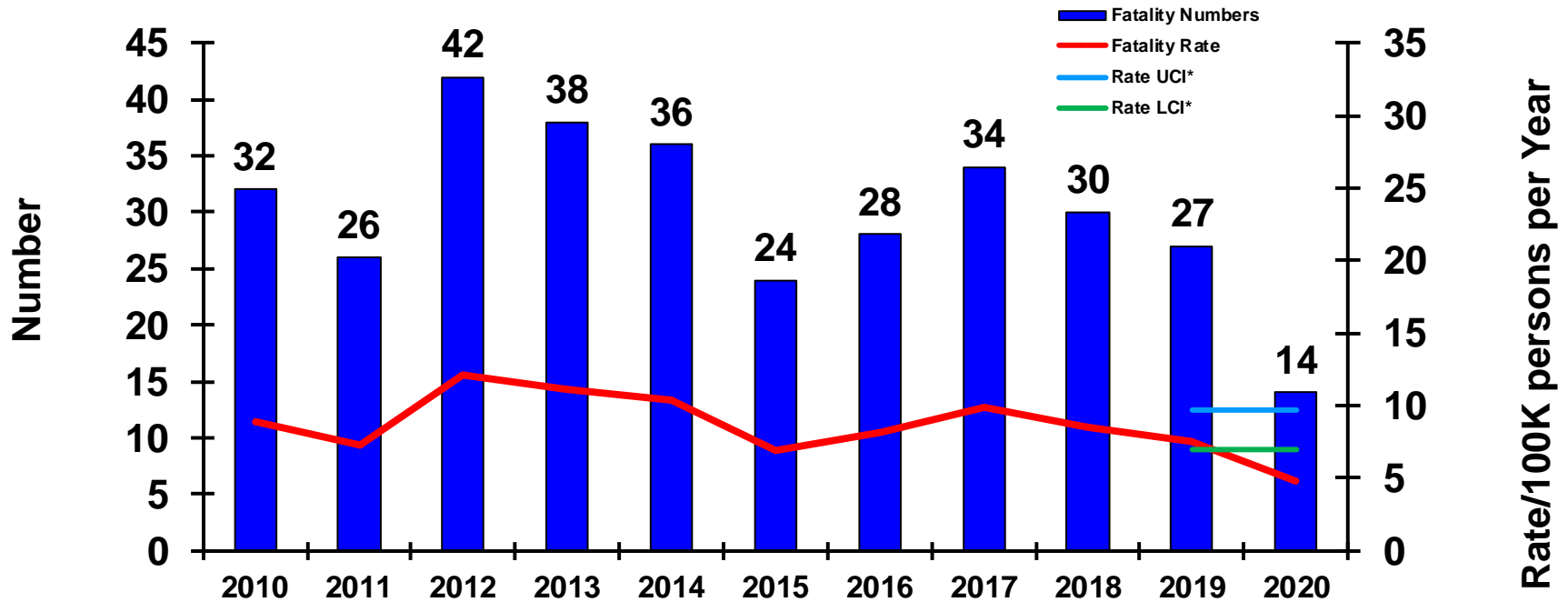


	<u>22-Jul-20</u>	<u>22-Jul-19</u>
CLASS A FATALITIES/FATALITY RATE FY COMPARISON:	7/2.42	3/1.03
FY19 FATALITIES/FATALITY RATE:	5/1.40	
10-YEAR AVERAGE (FY10-19) FATALITIES/FATALITY RATE:	11.40/3.27	

*see last slide for definition of UCI/LCI



PMV FATALITIES

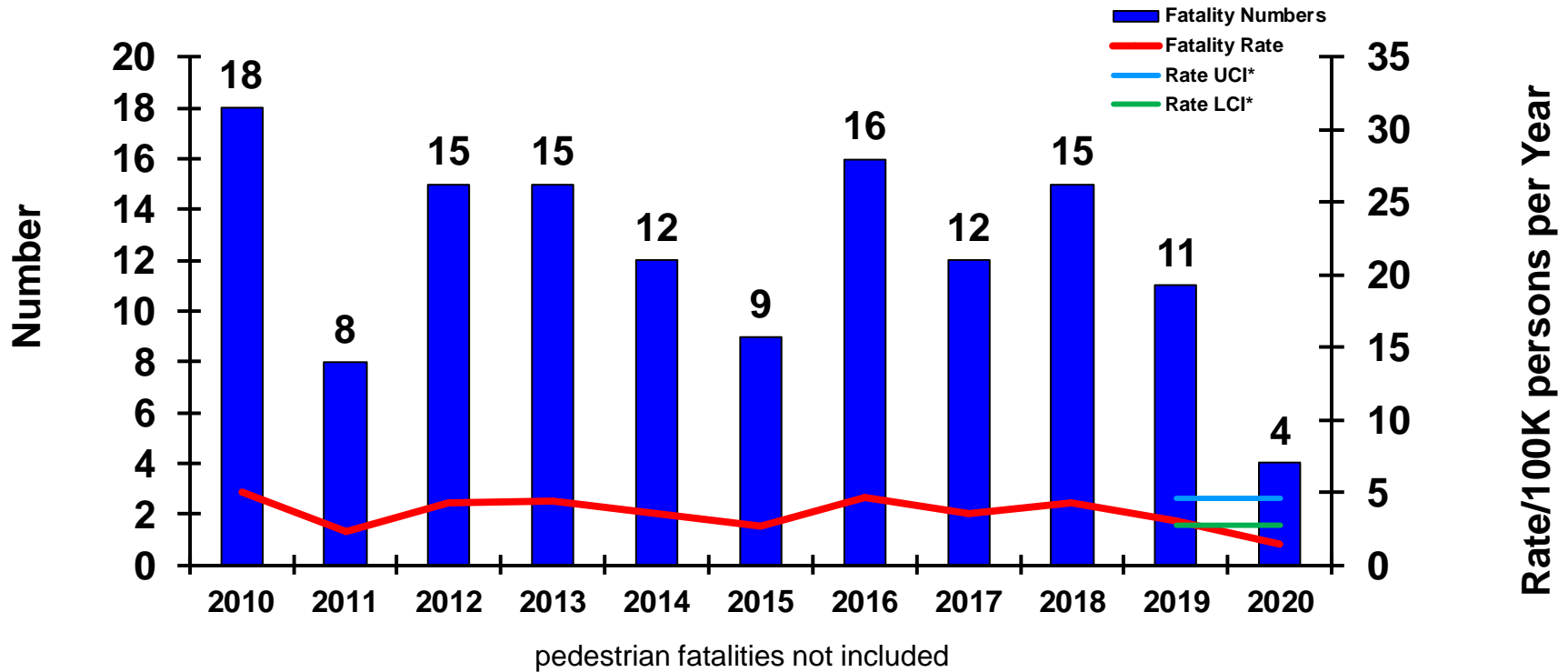


	<u>22-Jul-20</u>	<u>22-Jul-19</u>
CLASS A FATALITIES/FATALITY RATE FY COMPARISON:	14/4.84	24/8.28
FY19 FATALITIES/FATALITY RATE:	27/7.57	
10-YEAR AVERAGE (FY10-19) FATALITIES/FATALITY RATE:	31.70/9.08	

*see last slide for definition of UCI/LCI



4-WHEEL PMV FATALITIES

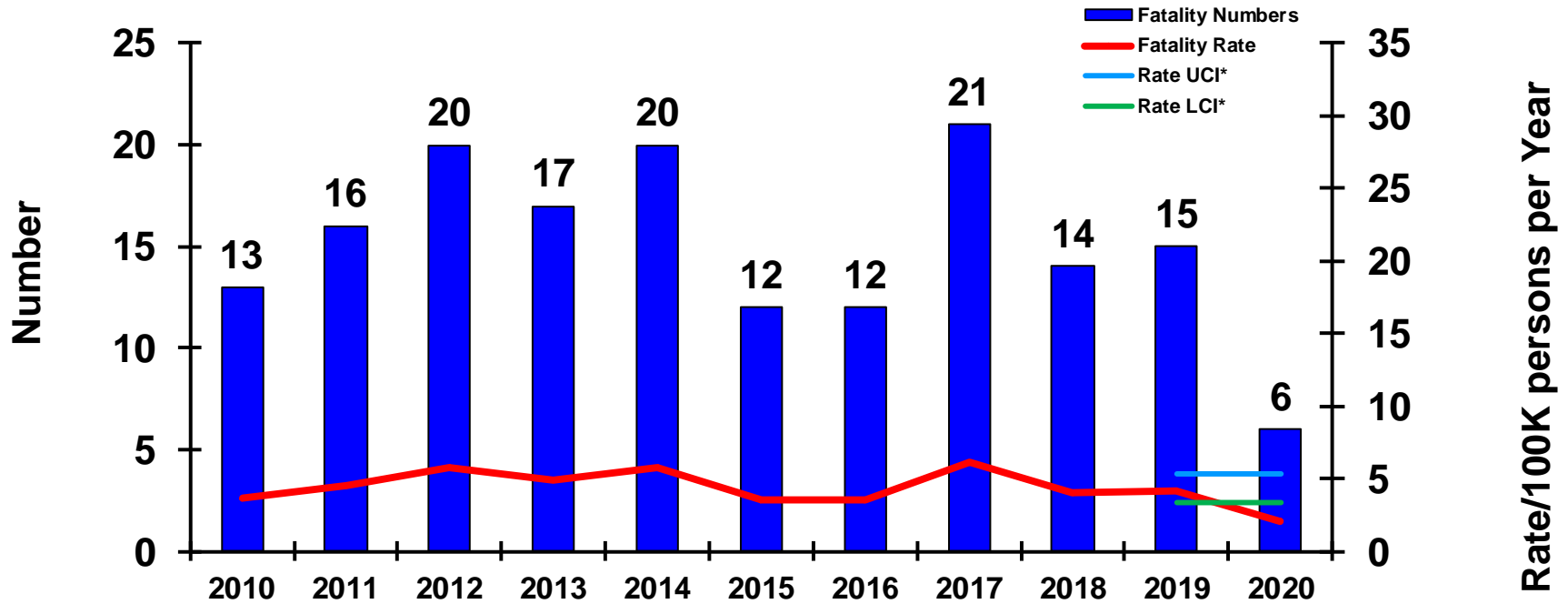


	<u>22-Jul-20</u>	<u>22-Jul-19</u>
CLASS A FATALITIES/FATALITY RATE FY COMPARISON:	4/1.39	10/3.45
FY19 FATALITIES/FATALITY RATE:	11/3.08	
10-YEAR AVERAGE (FY10-19) FATALITIES/FATALITY RATE:	13.10/3.75	

*see last slide for definition of UCI/LCI



MOTORCYCLE PMV FATALITIES

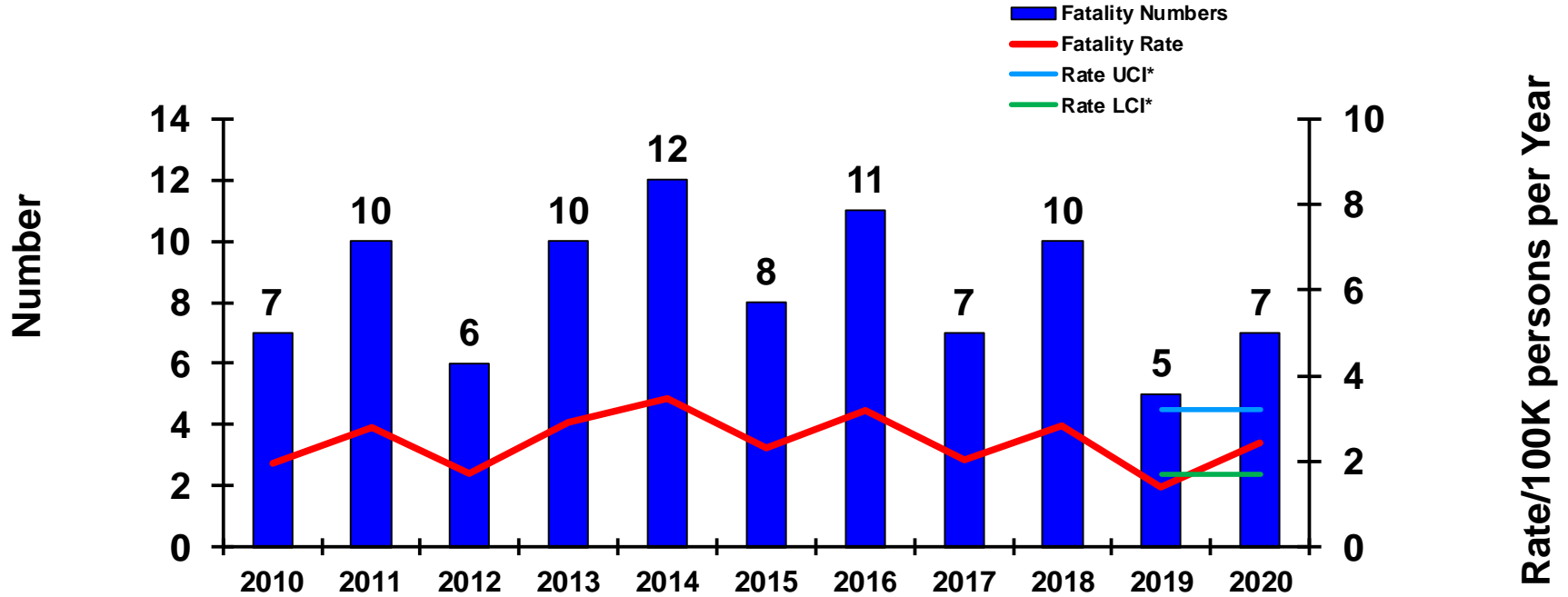


	<u>22-Jul-20</u>	<u>22-Jul-19</u>
CLASS A FATALITIES/FATALITY RATE FY COMPARISON:	6/2.08	13/4.48
FY19 FATALITIES/FATALITY RATE:	15/4.21	
10-YEAR AVERAGE (FY10-19) FATALITIES/FATALITY RATE:	16.00/4.58	

*see last slide for definition of UCI/LCI



OFF-DUTY/REC FATALITIES

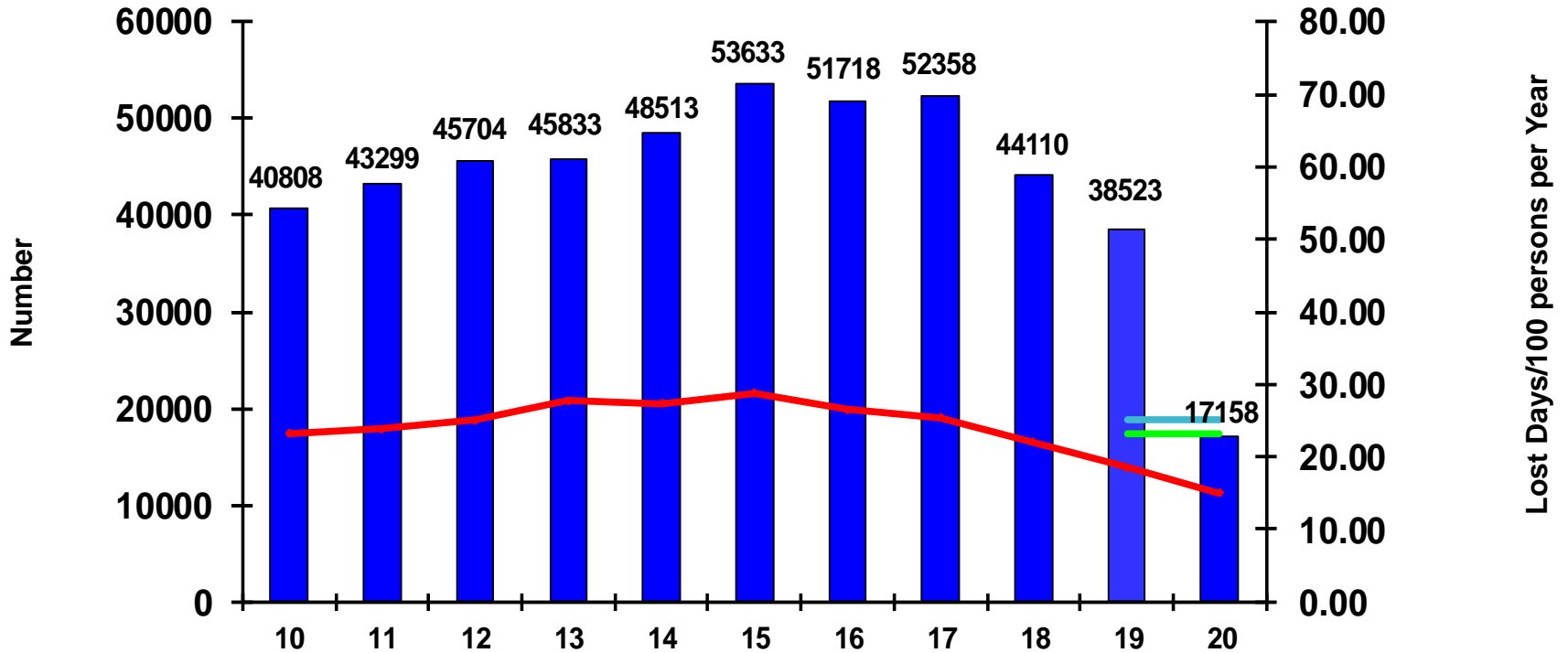


	<u>22-Jul-20</u>	<u>22-Jul-19</u>
CLASS A FATALITIES/FATALITY RATE FY COMPARISON:	7/2.42	5/1.72
FY19 FATALITIES/FATALITY RATE:	5/1.40	
10-YEAR AVERAGE (FY10-19) FATALITIES/FATALITY RATE:	8.60/2.46	

*see last slide for definition of UCI/LCI



CIVILIAN LOST WORK DAY

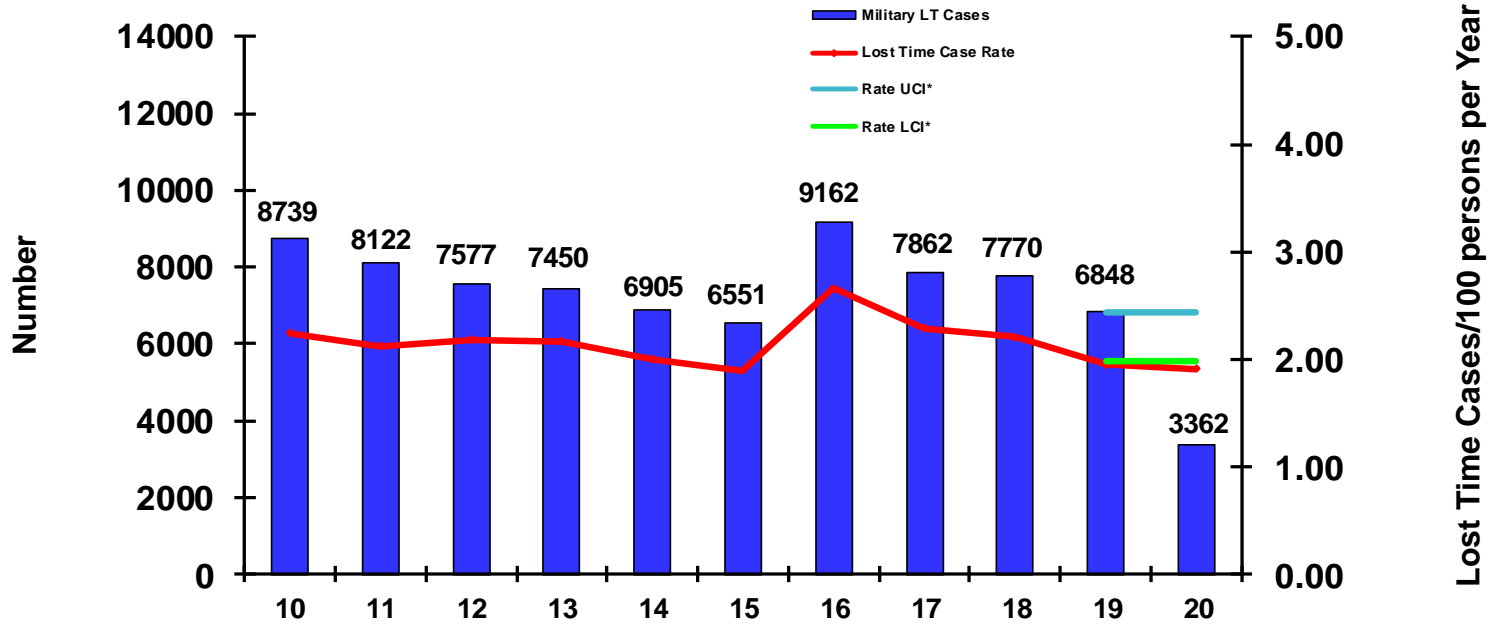


	<u>11 Apr 20</u>
LOST WORK DAY FY RATE COMPARISON:	15.00
FY19 LOST WORK DAY RATE:	18.40
5-YEAR AVERAGE (FY15-19) LOST WORK DAY RATE:	25.11

*see last slide for definition of UCI/LCI



MILITARY LOST TIME CASE RATE



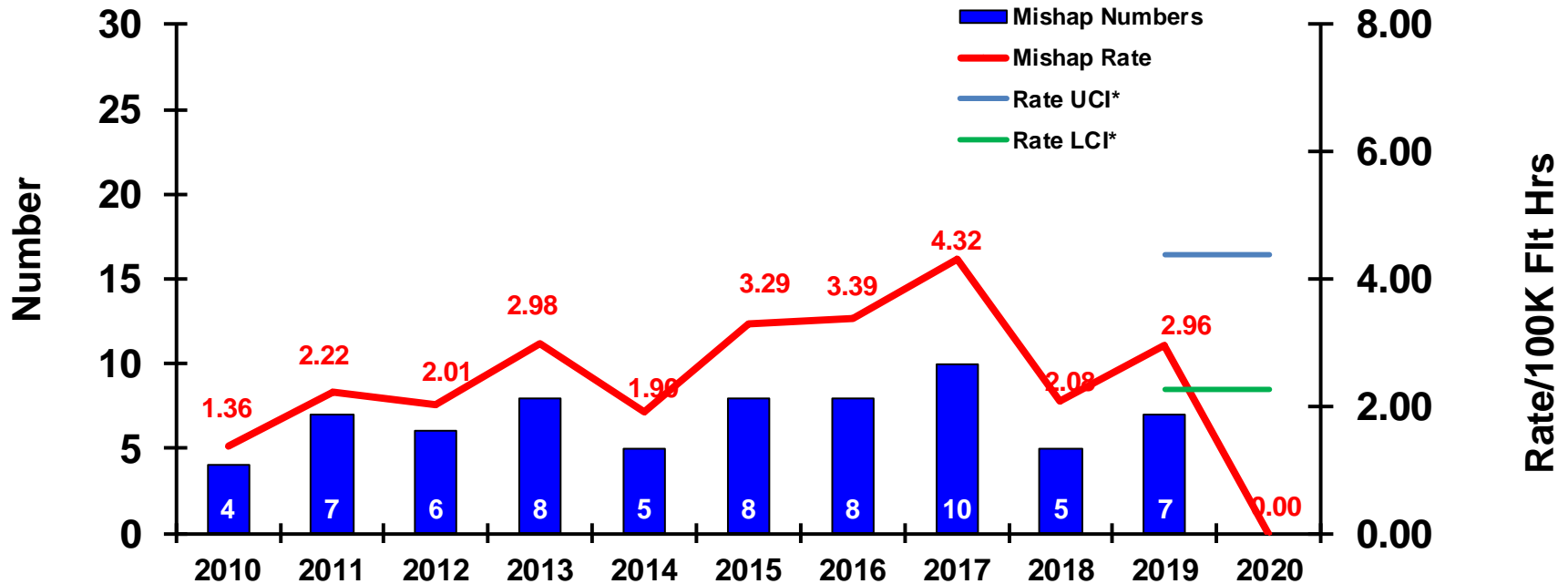
	<u>31 Mar 20</u>
LOST WORK TIME CASE RATE:	1.91
FY19 LOST TIME CASE RATE:	1.94
5-YEAR AVERAGE (FY15-19) LOST TIME CASE RATE:	2.21

*see last slide for definition of UCI/LCI



CLASS A FLIGHT MISHAPS

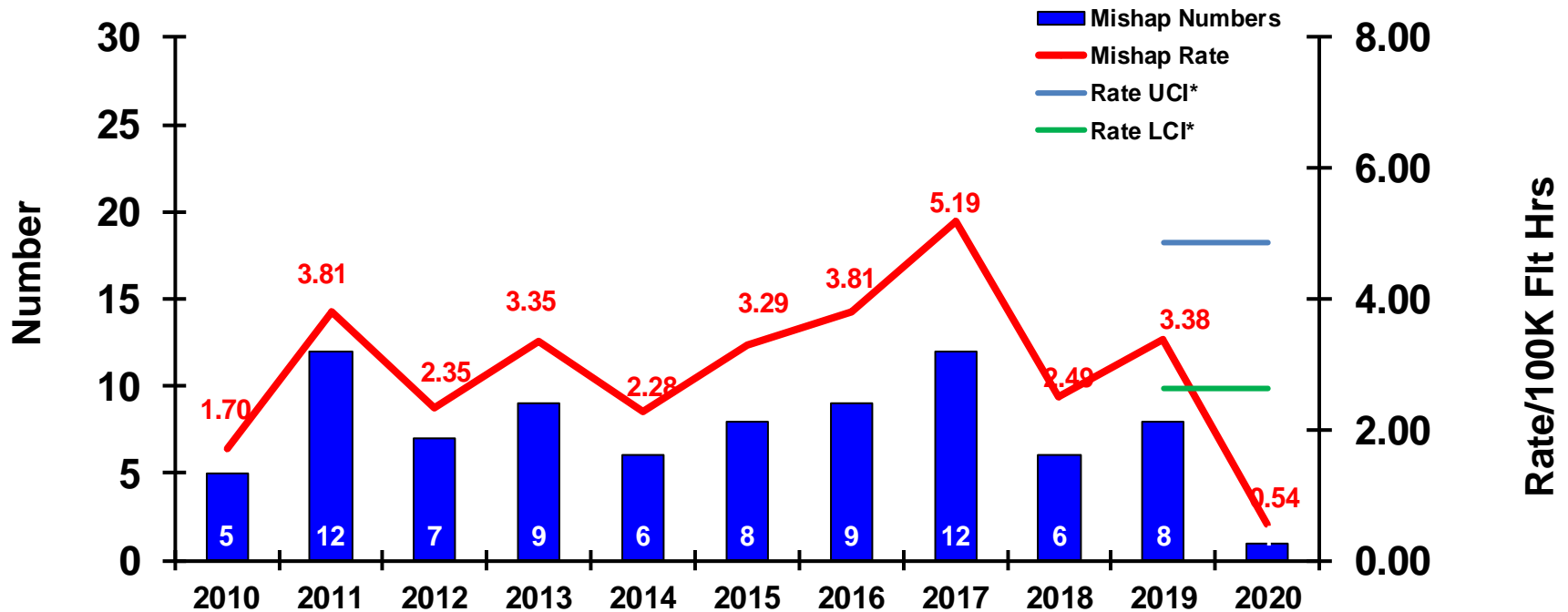
Manned Aircraft Only



	<u>22-Jul-20</u>	<u>22-Jul-19</u>
CLASS A FM/FM RATE FY COMPARISON:	0/0.00	7/3.61
FY19 MISHAPS/MISHAP RATE:	7/2.96	
10-YEAR AVERAGE (FY10-19) MISHAPS/MISHAP RATE:	6.80/2.65	



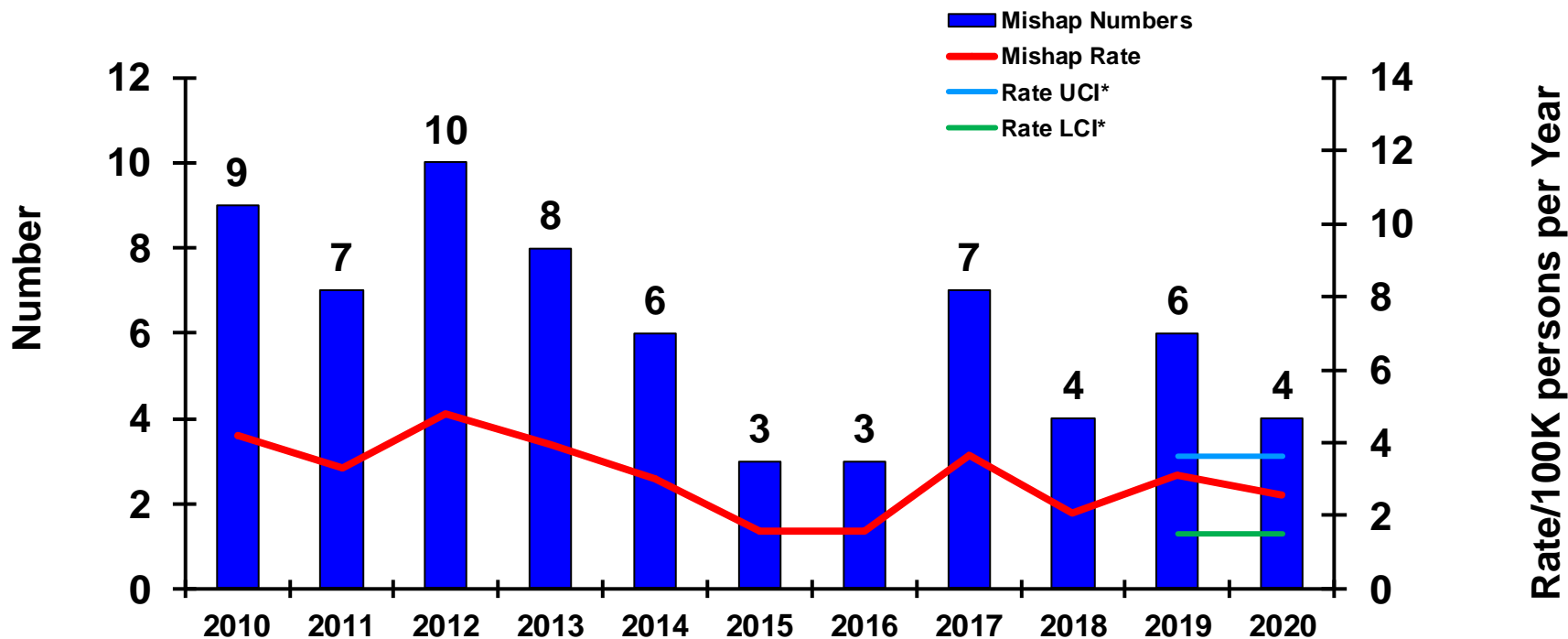
CLASS A AVIATION MISHAPS



	<u>22-Jul-20</u>	<u>22-Jul-19</u>
CLASS A MISHAPS/MISHAP RATE FY COMPARISON:	1/0.54	8/4.12
FY19 MISHAPS/MISHAP RATE:	8/3.38	
10-YEAR AVERAGE (FY10-19) MISHAPS/MISHAP RATE:	8.20/3.16	



CLASS A GROUND ON-DUTY MISHAPS

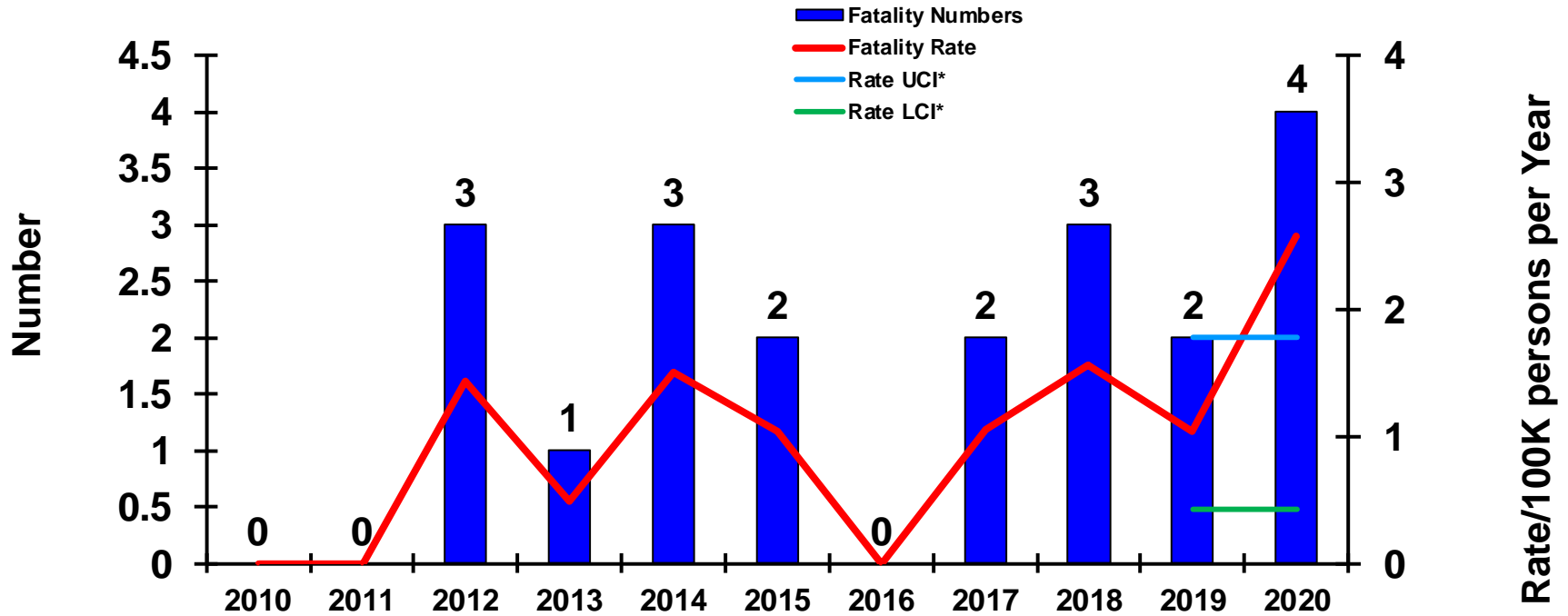


	<u>22-Jul-20</u>	<u>22-Jul-19</u>
CLASS A MISHAPS/MISHAP RATE FY COMPARISON:	4/2.57	3/1.92
FY19 MISHAPS/MISHAP RATE:	6/3.12	
10-YEAR AVERAGE (FY10-19) MISHAPS/MISHAP RATE:	6.30/3.12	

*see last slide for definition of UCI/LCI



PHYSICAL TRAINING FATALITIES



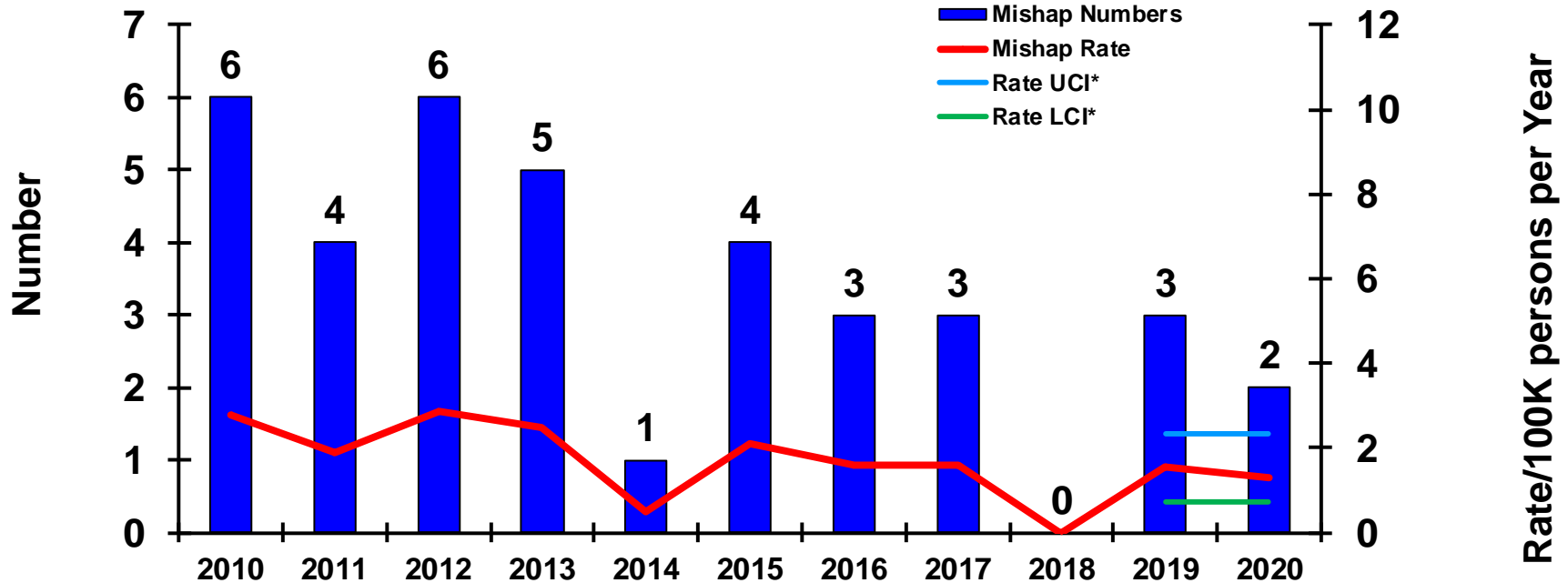
PT fatalities are also reflected in the Ground On-Duty Mishap slide

	<u>22-Jul-20</u>	<u>22-Jul-19</u>
CLASS A FATALITIES/FATALITY RATE FY COMPARISON:	4/2.57	1/0.64
FY19 FATALITIES/FATALITY RATE:	2/1.04	
10-YEAR AVERAGE (FY10-19) FATALITIES/FATALITY RATE:	1.60/0.81	

*see last slide for definition of UCI/LCI



CLASS A ON-DUTY MV MISHAPS

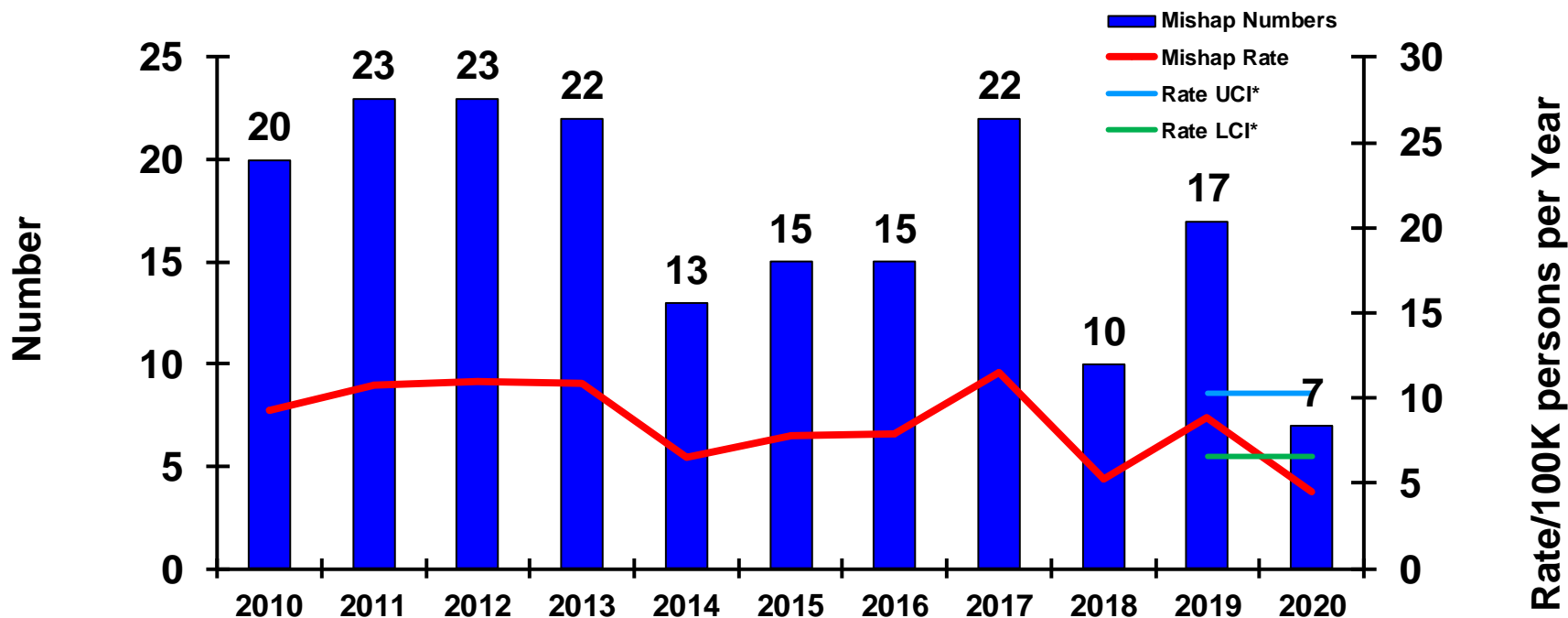


	<u>22-Jul-20</u>	<u>22-Jul-19</u>
CLASS A MISHAPS/MISHAP RATE FY COMPARISON:	2/1.28	3/1.92
FY19 MISHAPS/MISHAP RATE:	3/1.56	
10-YEAR AVERAGE (FY10-19) MISHAPS/MISHAP RATE:	3.50/1.73	

*see last slide for definition of UCI/LCI



TOTAL CLASS A ON-DUTY MISHAPS

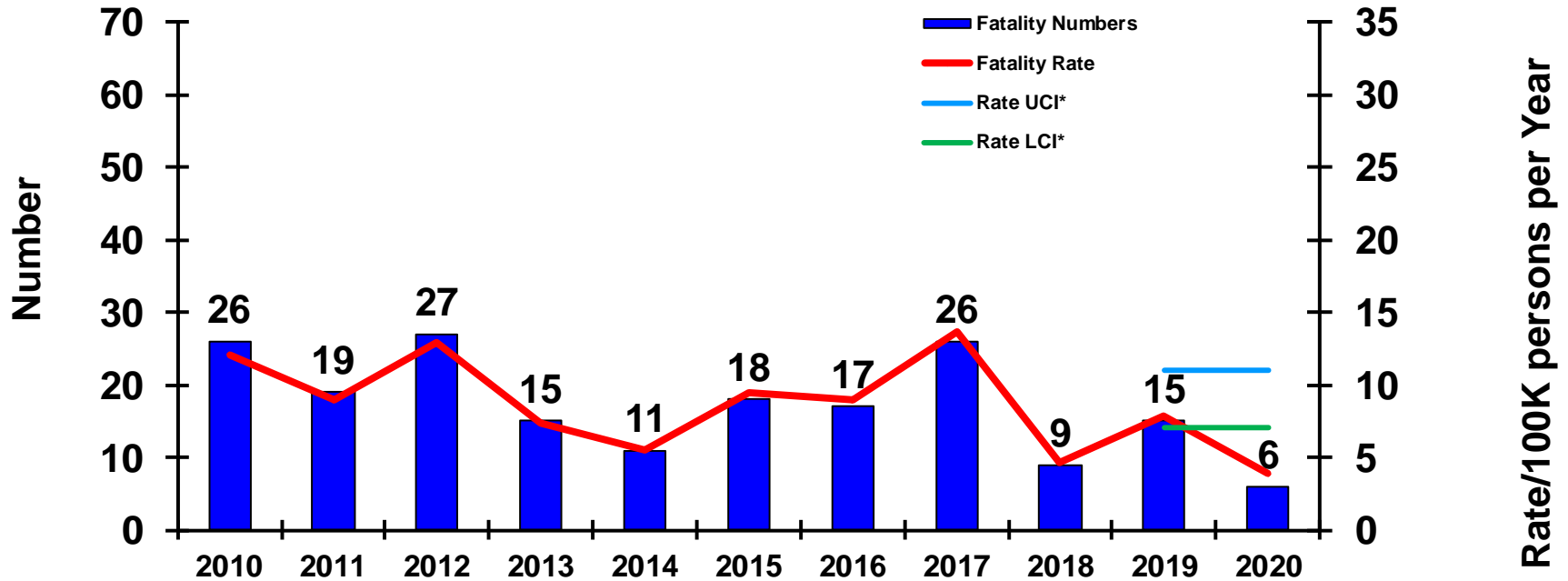


	<u>22-Jul-20</u>	<u>22-Jul-19</u>
CLASS A MISHAPS/MISHAP RATE FY COMPARISON:	7/4.49	14/8.96
FY19 MISHAPS/MISHAP RATE:	17/8.85	
10-YEAR AVERAGE (FY10-19) MISHAPS/MISHAP RATE:	18.00/8.98	

*see last slide for definition of UCI/LCI



ON-DUTY FATALITIES

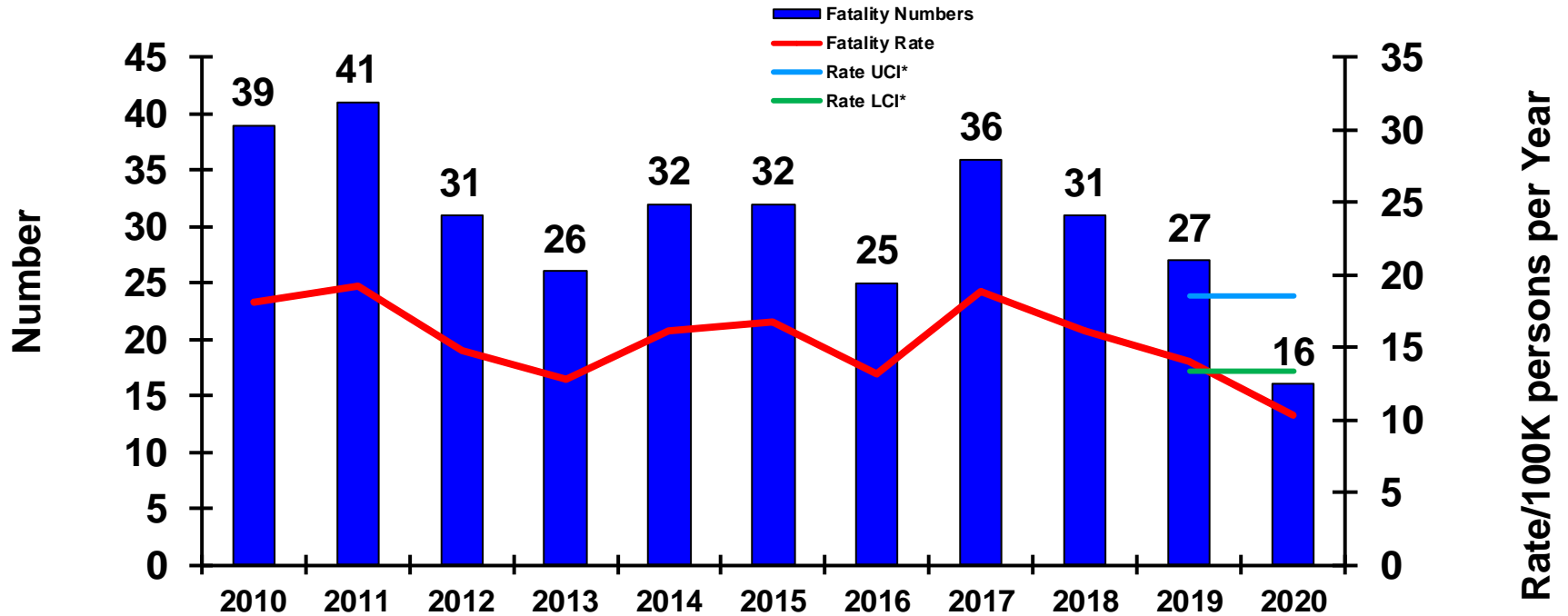


	<u>22-Jul-20</u>	<u>22-Jul-19</u>
CLASS A FATALITIES/FATALITY RATE FY COMPARISON:	6/3.86	13/8.32
FY19 FATALITIES/FATALITY RATE:	15/7.81	
10-YEAR AVERAGE (FY10-19) FATALITIES/FATALITY RATE:	18.30/9.13	

*see last slide for definition of UCI/LCI



PMV FATALITIES

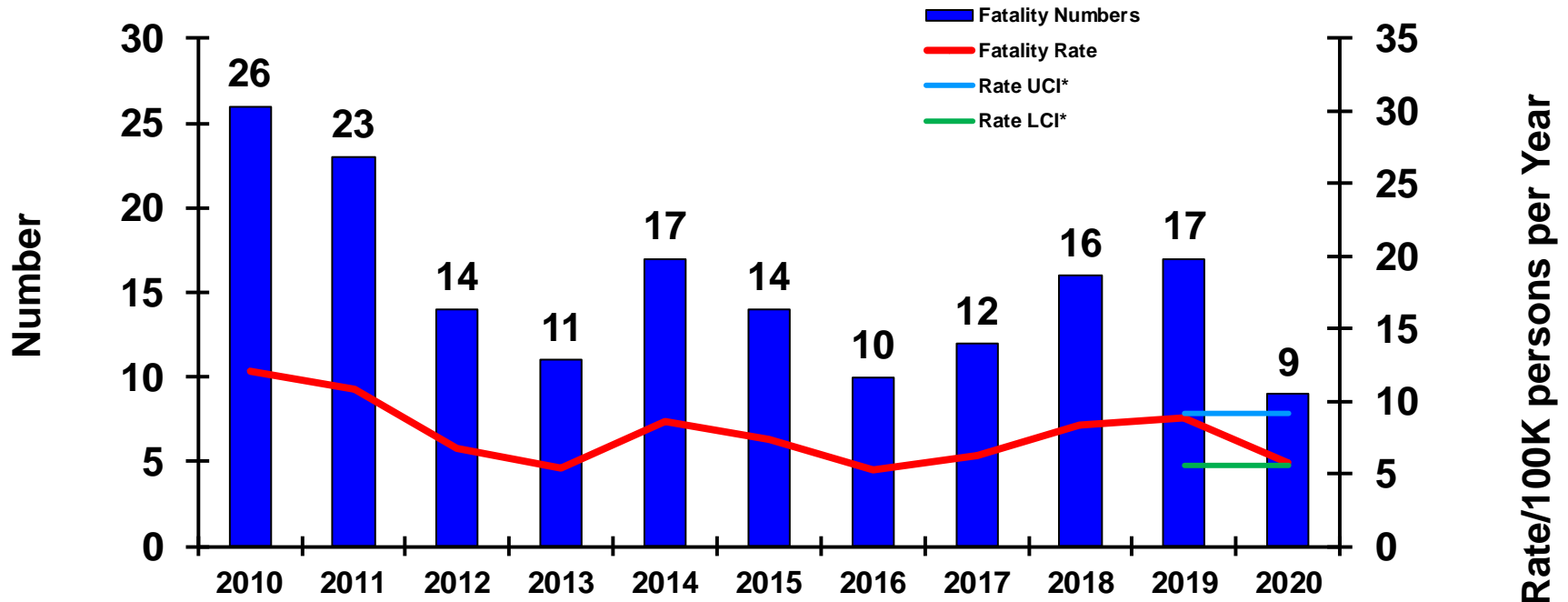


	<u>22-Jul-20</u>	<u>22-Jul-19</u>
CLASS A FATALITIES/FATALITY RATE FY COMPARISON:	16/10.29	20/12.80
FY19 FATALITIES/FATALITY RATE:	27/14.05	
10-YEAR AVERAGE (FY10-19) FATALITIES/FATALITY RATE:	32.00/16.01	

*see last slide for definition of UCI/LCI



4-WHEEL PMV FATALITIES



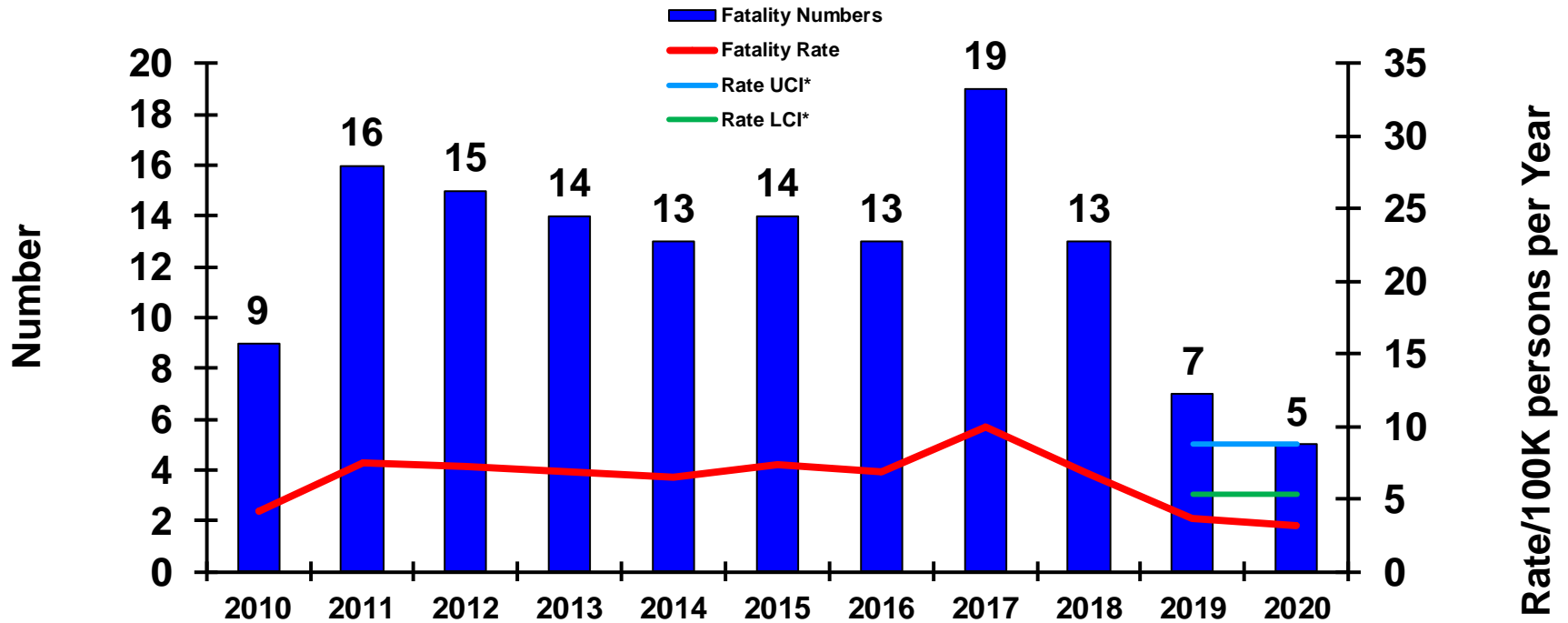
pedestrian fatalities not included

	<u>22-Jul-20</u>	<u>22-Jul-19</u>
CLASS A FATALITIES/FATALITY RATE FY COMPARISON:	9/5.79	12/7.68
FY19 FATALITIES/FATALITY RATE:	17/8.85	
10-YEAR AVERAGE (FY10-19) FATALITIES/FATALITY RATE:	16.00/7.96	

*see last slide for definition of UCI/LCI



MOTORCYCLE PMV FATALITIES

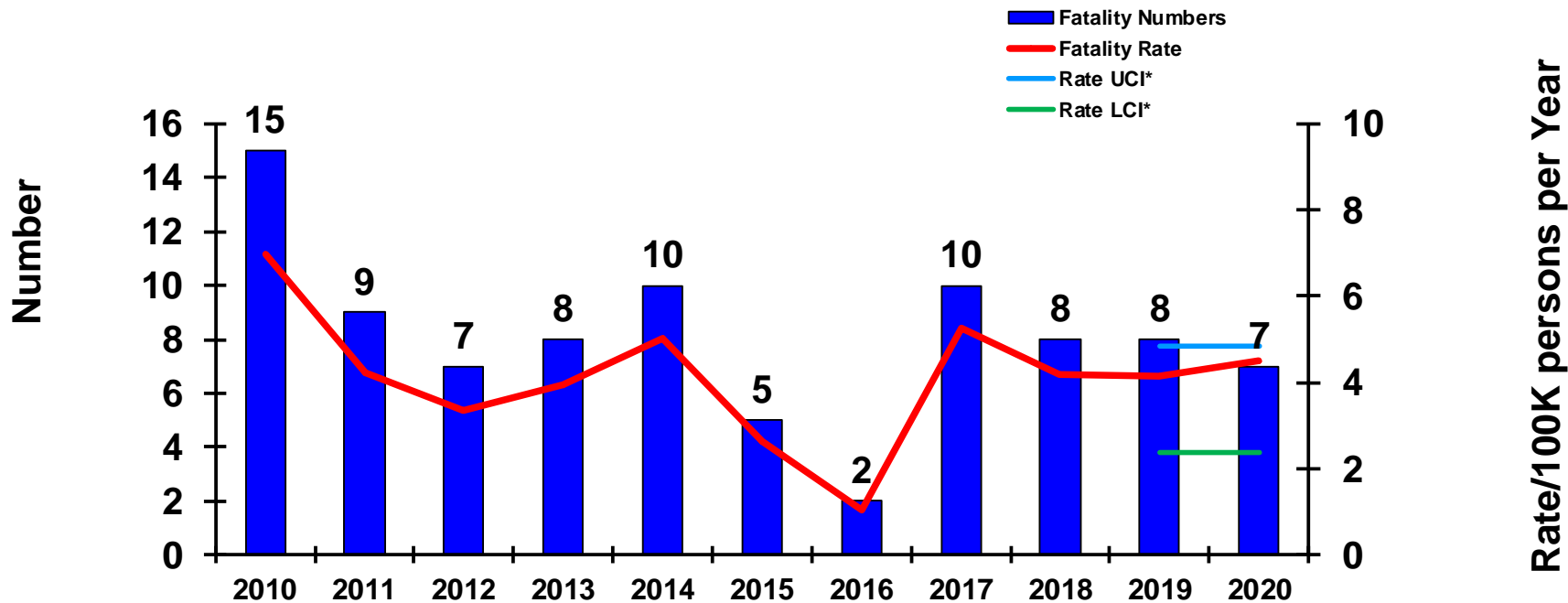


	<u>22-Jul-20</u>	<u>22-Jul-19</u>
CLASS A FATALITIES/FATALITY RATE FY COMPARISON:	5/3.22	5/3.20
FY19 FATALITIES/FATALITY RATE:	7/3.64	
10-YEAR AVERAGE (FY10-19) FATALITIES/FATALITY RATE:	13.30/6.69	

*see last slide for definition of UCI/LCI



OFF-DUTY/REC FATALITIES

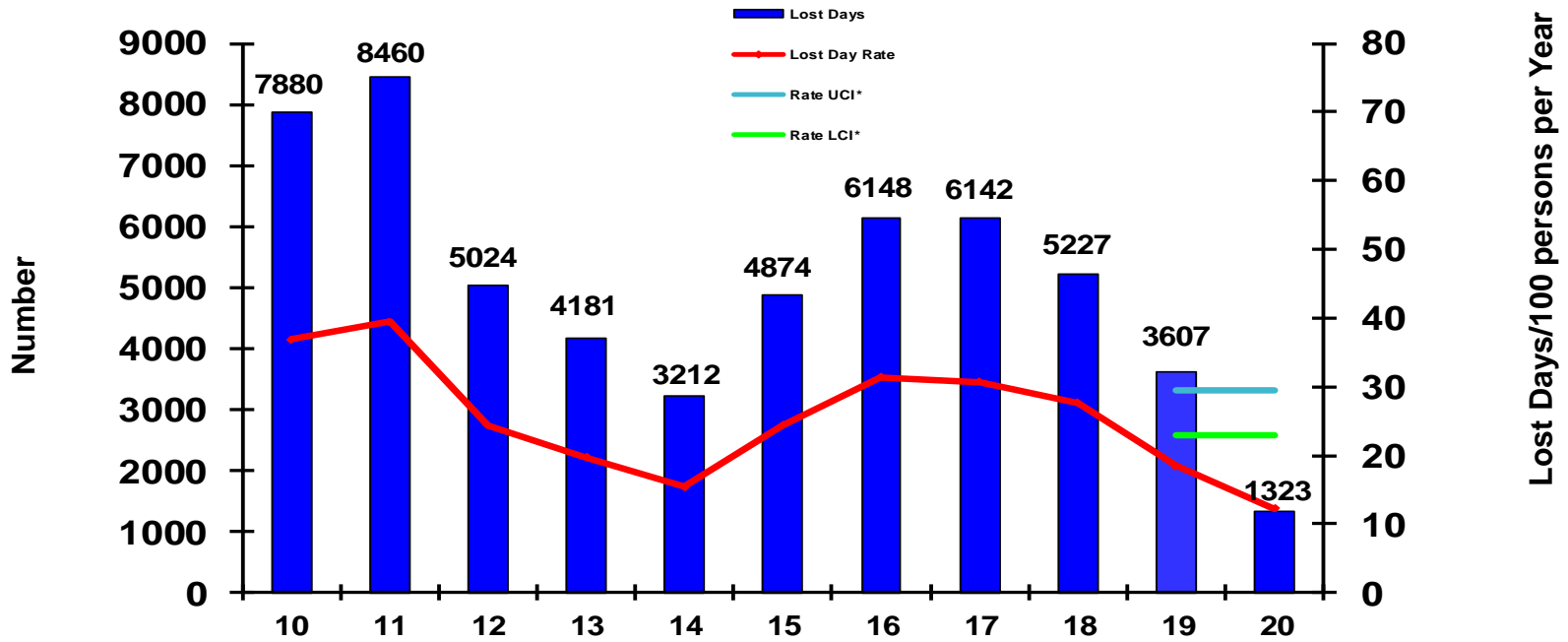


	<u>22-Jul-20</u>	<u>22-Jul-19</u>
CLASS A FATALITIES/FATALITY RATE FY COMPARISON:	7/4.50	6/3.84
FY19 FATALITIES/FATALITY RATE:	8/4.16	
10-YEAR AVERAGE (FY10-19) FATALITIES/FATALITY RATE:	8.20/4.08	

*see last slide for definition of UCI/LCI



CIVILIAN LOST WORK DAY

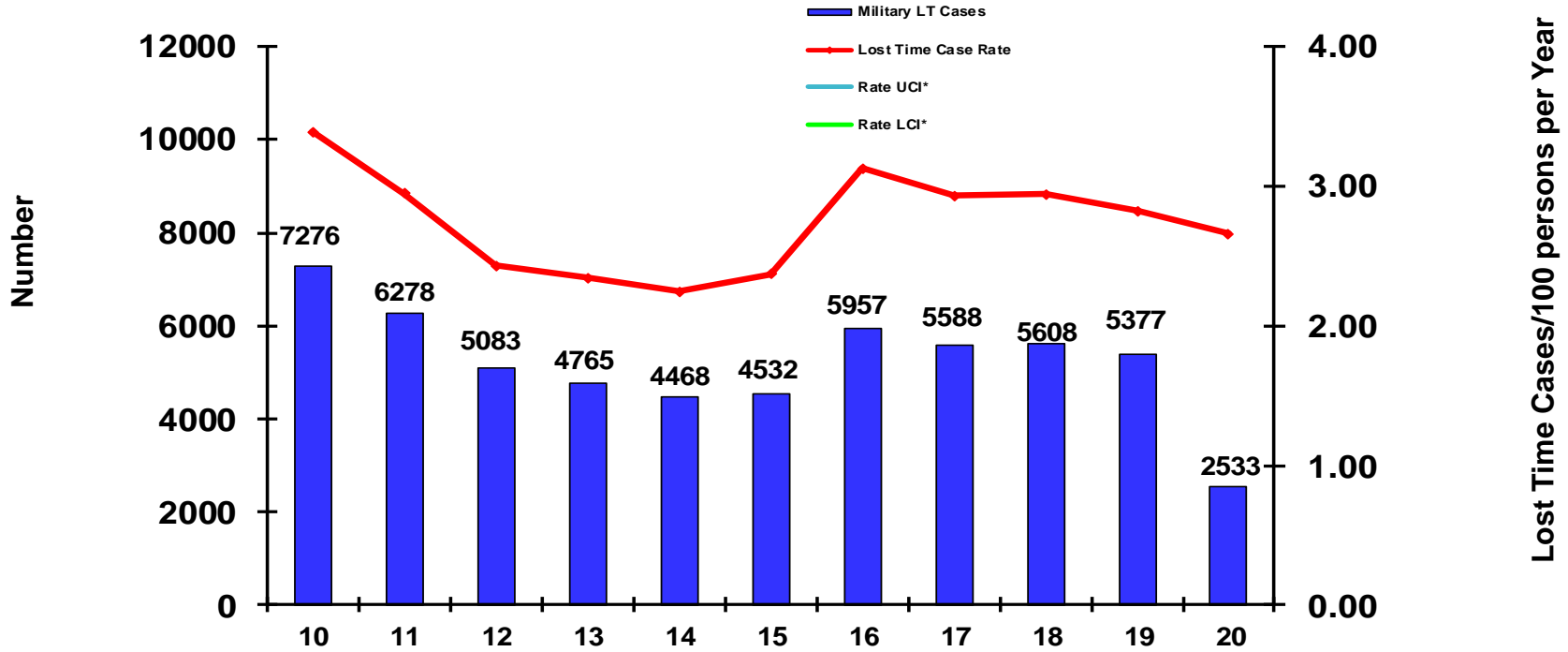


	<u>11 Apr 20</u>
LOST WORK DAY FY RATE COMPARISON:	12.30
FY19 LOST WORK DAY RATE:	18.30
5-YEAR AVERAGE (FY15-19) LOST WORK DAY RATE:	26.10

*see last slide for definition of UCI/LCI



MILITARY LOST TIME CASE RATE



	<u>31 Mar 20</u>
LOST WORK TIME CASE RATE:	2.66
FY19 LOST TIME CASE RATE:	2.94
5-YEAR AVERAGE (FY15-19) LOST TIME CASE RATE:	2.84

*see last slide for definition of UCI/LCI.

Navy Short Narratives

- USN AVIATION CLASS A MISHAPS (includes UAS/UAV, FRMs and AGMs not included in the Flight Slide)

- **16 Jul 2020: (Kadena AB, Japan) P-8A: Engine compressor stall resulted in safe emergency landing**

09 Jul 2020 (Cape Henry, VA): Airborne Mine Neutralization System (AMNS) pod inadvertently jettisoned overwater (FRM).

18 Jun 2020: (Pacific Ocean) Aircrew ejected from F/A-18F. Two crew members onboard recovered. No injuries reported.

27 Jan 2020:(VACAPES / W-122) F/A-18F received FOD damage to both engines during day in flight refueling training flight.

25 Jan 2020: (Philippine, Sea) MH-60S went down in open ocean during daytime flight off ship. All crew members were rescued.

16 Dec 2019:(W-72 Range) F/A-18F had FOD damage as receiving aircraft after basket slap during inflight refueling.

25 Nov 2019: (Pacific Ocean) Aircraft and engine damage due to unsecured door in flight.

02 Oct 2019: (NAS Pax River, MD) E-6B struck bird and sustained engine damage during touch and go landing. Aircraft landed safety, no injuries.

- USN AFLOAT CLASS A MISHAPS

10 Mar 2020: (Eastern Mediterranean) E-5 died from injuries after he fell down a ladderwell.

03 Dec 2019: (San Diego Op Area) Flooding on LHD caused damage to cargo.

29 Nov 2019:(San Diego, CA) Class C fire on MCM caused extensive damage to Main Machinery Room.

14 Nov 2019: (Jacksonville, FL) Fire on LHD cause damage in cargo hold. Eleven sailors were treated for minor injuries and released.

- USN SHORE CLASS A MISHAPS

12 Jul 2020: (NOB San Diego) Fire aboard LHD. Several injuries reported with no fatalities.

10 Jun 2020: (Selma, AL) O-5 & O-6 died in a private single-engine plane crash.

- USN PHYSICAL TRAINING CLASS A MISHAPS

27 Apr 2020:(Mayport, FL) E-5 died after collapsing while jogging on base.

08 Feb 2020: (Annapolis, MD) Midshipman collapsed following a Physical Readiness Test and transported to a medical center where he died.

15 Nov 2019:(Ft. Meade, MD) E-6 died after collapsing on a treadmill during a Physical Readiness Test(PRT).

Navy Short Narratives (continued)

- USN ON-DUTY MOTOR VEHICLE CLASS A MISHAPS

18 Dec 2019 (Pomomkey, MD) CIV died in a single vehicle accident resulting in a fire after striking a tree.

30 Nov 2019: (Virginia Beach, VA) E-4 died while on patrol in a multi-vehicle collision after being hit head-on.

- USN PRIVATE MOTOR VEHICLE FATALITIES

11 Jul 2020: (Pearl City, HI) E-3 died from injuries in a single-vehicle crash. Two other sailors released from hospital with minor injuries.

03 Jul 2020: (Silverdale, WA) E-3 died in a multi vehicle motorcycle accident.

10 May 2020: (Jacksonville, FL) E-6 died after losing control of his motorcycle.

27 Mar 2020: (Virginia Beach, VA) E-5 died after being struck by a vehicle after exiting her car.

22 Feb 2020: (Jacksonville, FL) E-3 died in a fatal motorcycle accident.

13 Feb 2020: (San Diego, CA) E-5 was struck by another vehicle while pulled over on the side of the road. He later died in the hospital from injuries sustained from the accident.

14 Dec 2019:(Waukegan, IL) E-4 died in a multiple vehicle accident after a head-on collision.

08 Dec 2019: (Gulfport, MS) E-4 died after losing control of the motorcycle on a patch of gravel. The other service member on second motorcycle was release with minor injuries.

02 Dec 2019: (San Diego, CA) O-4 died after being struck by a vehicle while jogging.

01 Dec 2019: (Saint Marys, GA) E-8 died after being struck by a vehicle while walking along the roadway.

06 Nov 2019: (San Diego, CA) E-7 died in a single-vehicle motorcycle mishap.

27 Oct 2019: (Mobile, AL) E-6 died from injuries after automobile struck a tree. He died from his injuries on 30 Oct 2019 in a hospital.

20 Oct 2019: (Twentynine Palms, CA) E-4 died in a multi-vehicle mishap (other vehicle fatality recorded in Marine stats).

05 Oct 2019: (Sinajana, Guam) E-5 was found down with motorcycle alongside a roadway with no other vehicles. Transported to Guam Memorial Hospital and pronounced dead.

Navy Short Narratives (continued)

- USN OFF-DUTY/RECREATIONAL FATALITIES

07 Jul 2020: (Meyers, CA) O-5 died in crash while flying a light civil plane.

07 Apr 2020: (Charleston, SC) E-4 died from an accidental discharged firearm.

29 Feb 2020:(Virginia Beach, VA) E-4 fell from a balcony. He died from his injuries on 13 Apr 2020

11 Jan 2020: (Agana, Guam) E-4 was found unconscious while snorkeling. Declared deceased at Naval Hospital Guam.

- USN OFF-DUTY/RECREATIONAL FATALITIES

01 Jan 2020: (Goose Creek, SC) E-3 died from injuries sustained in a single-vehicle off-road accident.

22 Nov 2019: (Odenton, MD) E-4 died after being found unresponsive by roommate.

20 Oct 2019: (Glen Burnie, MD) E-4 found unresponsive on his couch after a night of socializing.

Marine Corps Short Narratives

- USMC AVIATION CLASS A MISHAPS (includes UAS/UAV, FRMs and AGMs not included in the Flight Slide)

30 May 2020: (San Diego, CA) Civilian aircraft collided with a parked MV-22B Osprey. No injuries reported.

- USMC GROUND CLASS A MISHAPS

No mishap this FY.

- USMC PHYSICAL TRAINING CLASS A MISHAPS

24 Jun 2020: (Camp Lejeune, NC) E-3 died from an accidental drowning.

27 May 20: (Camp Lejeune, NC) E-2 died after collapsing while physical training.

08 May 2020: (Oceanside, CA) E-5 collapsed while on a run and died on 11 May 2020 at a medical center.

15 Apr 2020: (Twentynine Palms, CA) E-2 collapses during a Physical Fitness Test.

- USMC ON-DUTY MOTOR VEHICLE CLASS A MISHAPS

10 Mar 2020: (Camp Al Hamra, UAE) E-4 died in a roll-over of an Medium Tactical Vehicle Replacement. Two other Marines injured.

20 Oct 2019: (Bridgeport, CA) E-2 died in a M1151 HMMWV Enhanced Armament Carrier mishap at Mountain Warfare Training Center (MWTC) during a training exercise.

- USMC PRIVATE MOTOR VEHICLE FATALITIES

04 Apr 2020: (Crestview, FL) E-3 died in a single vehicle accident while on emergency leave.

14 Mar 2020: (Fallbrook, CA) E-2 died in a single vehicle mishap after the vehicle swerved off the freeway down a 100 foot slope.

22 Feb 2020: (San Diego, CA) E-5 died in a motorcycle accident.

31 Jan 2020: (North Charleston, SC) E-1 was involved an automobile mishap. He was transported to a Medical Center where he died from his injuries.

26 Jan 2020: (Oceanside, CA) E-5 died after being struck by a vehicle while walking alongside the highway.

14 Jan 2020: (Carlsbad, CA) E-3 died in a multi-vehicle mishap after colliding with another vehicle that was traveling in the opposite direction of traffic.

Marine Corps Short Narratives (continued)

▪ USMC PRIVATE MOTOR VEHICLE FATALITIES (Con't)

- 12 Jan 2020: (Wichita, KS) E-1 died after being struck by a vehicle while motorcycle stalled on the road.
- 29 Dec 2019: (Irving, TX) E-3 died on 30 Dec from injuries as passenger in a single-vehicle crash.
- 31 Oct 2019: (Burbank, CA) E-4 died in a motorcycle accident after being struck by two vehicles.
- 28 Oct 2019: (Murrieta, CA) E-6 involved in a fatal traffic multi-vehicle accident.
- 20 Oct 2019: (Twentynine Palms, CA) E-2 passenger died in a multi-vehicle mishap (other vehicle fatality recorded in Navy stats).
- 11 Oct 2019: (Beaufort, SC) E-4 died after being struck by a vehicle after pulling over to assist another vehicle.
- 10 Oct 2010: (Plum Branch, SC) E-4 driver and E-3 passenger died in a single vehicle accident.
- 09 Oct 2019: (Escondido, CA) E-5 was involved in a motorcycle accident. He died on 15 Oct 2019 at a medical center.
- 05 Oct 2019: (Jacksonville, NC) E-6 died in a motorcycle accident after driving over a raised curb and striking a post.

▪ USMC OFF-DUTY/RECREATIONAL FATALITIES

- 02 Jul 2020: (Hamada, JPN) E-5 died from an accidental drowning.
- 28 Jun 2020: (MCB Hawaii, HI) E-5 found unresponsive while swimming at Pyramid Rock Beach.
- 08 May 2020: (Jacksonville, NC) E-3 died from an accidental discharged firearm.
- 03 May 2020: (MCB Hawaii, HI) E-4 was found unresponsive in barracks room.
- 18 Apr 2020: (Douglas, GA) E-4 died in a single vehicle ATV accident. He later died on 22 April 2020 from his injuries.
- 09 Mar 2020: (Oceanside, CA) E-1 died from an accidental drowning.
- 02 Mar 2020: (Camp Johnson, NC) E-2 was discovered in barracks room unresponsive.



Mishap Confidence Interval



- UCI = Upper Confidence Interval LCI = Lower Confidence Interval
- Rate values above the UCI or below the LCI infer a statistically significant change is probable. This is only an indicator. Significance cannot be determined until end-of-year.
- Values between the UCI and LCI infer that nothing significant has occurred to increase or decrease mishap rate.

(Confidence Interval is based on: Poisson Rate related to a Chi Squared Distribution and calculated using FY14-18 data except for the Lost Work Days and Lost Time Case slides which were based on a normal distribution).