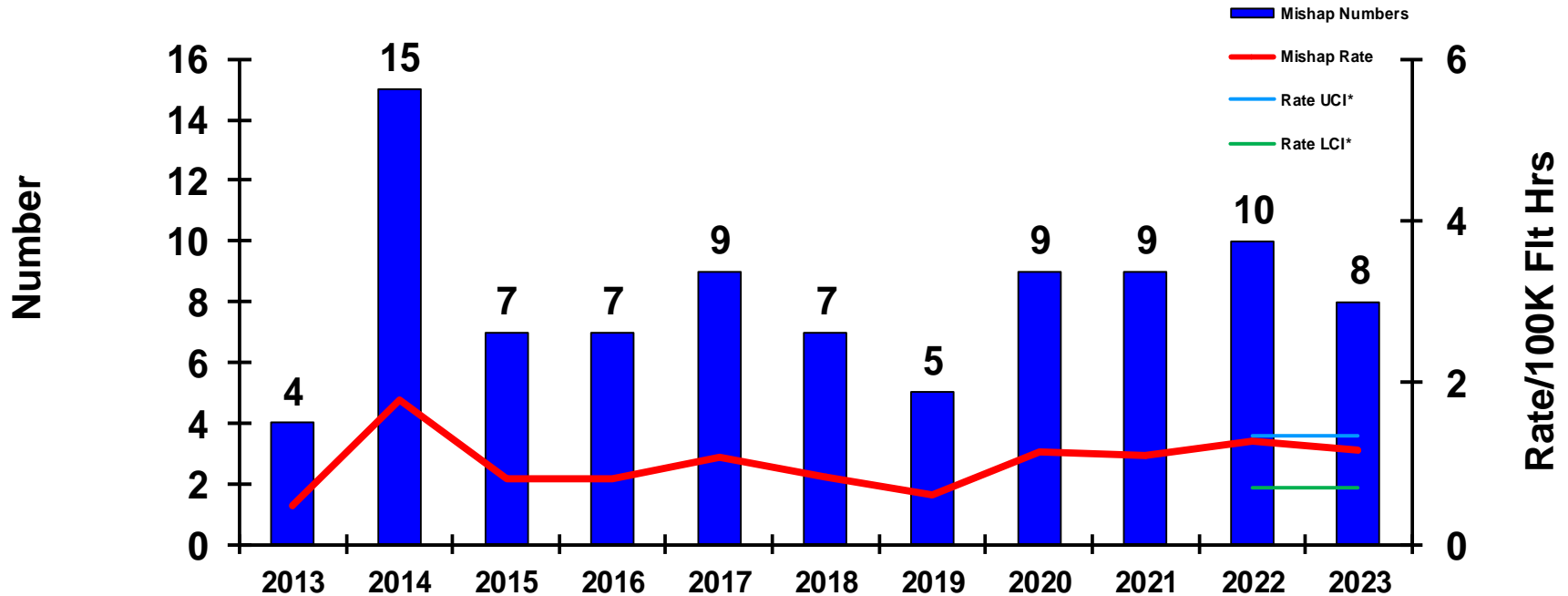




CLASS A FLIGHT MISHAPS

Manned Aircraft Only

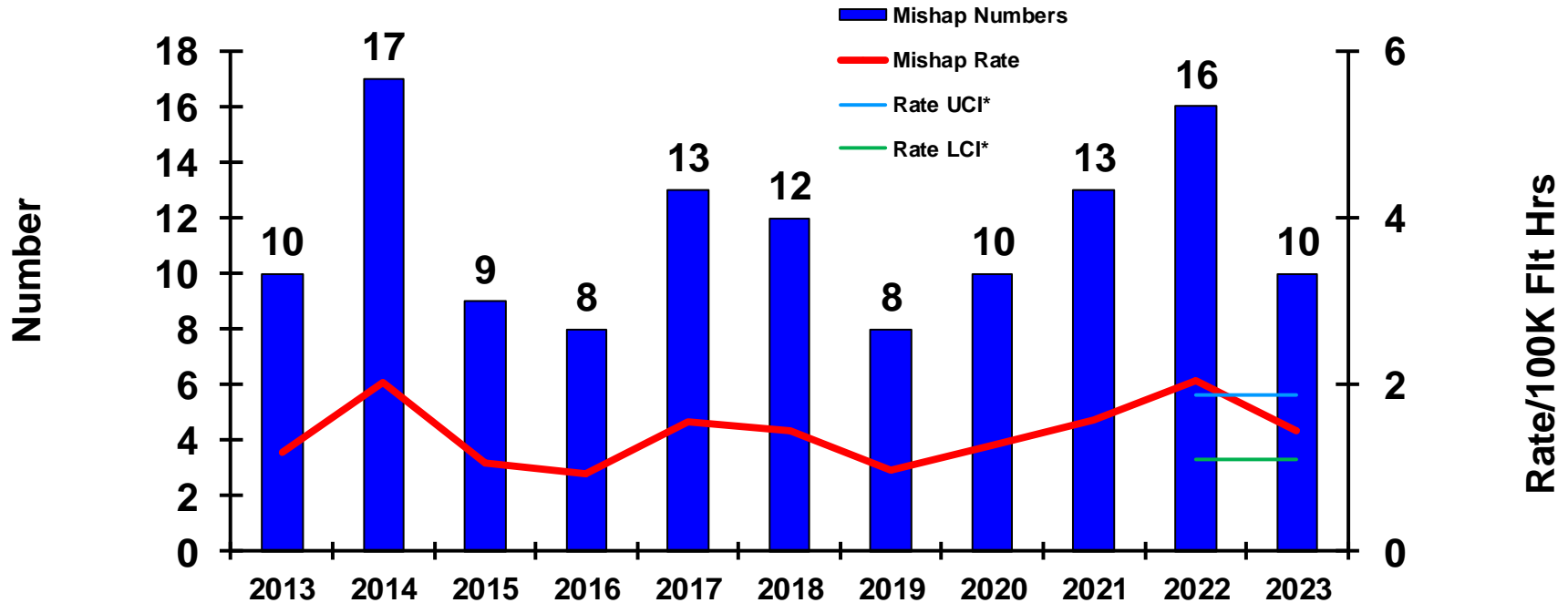


	<u>13-Sep-23</u>	<u>13-Sep-22</u>
CLASS A MISHAPS/MISHAP RATE FY COMPARISON:	8/1.16	9/1.20
FY22 MISHAPS/MISHAP RATE:	10/1.28	
10-YEAR AVERAGE (FY13-FY22) MISHAPS/MISHAP RATE:	8.20/0.99	

*see last slide for definition of UCI/LCI



CLASS A AVIATION MISHAPS

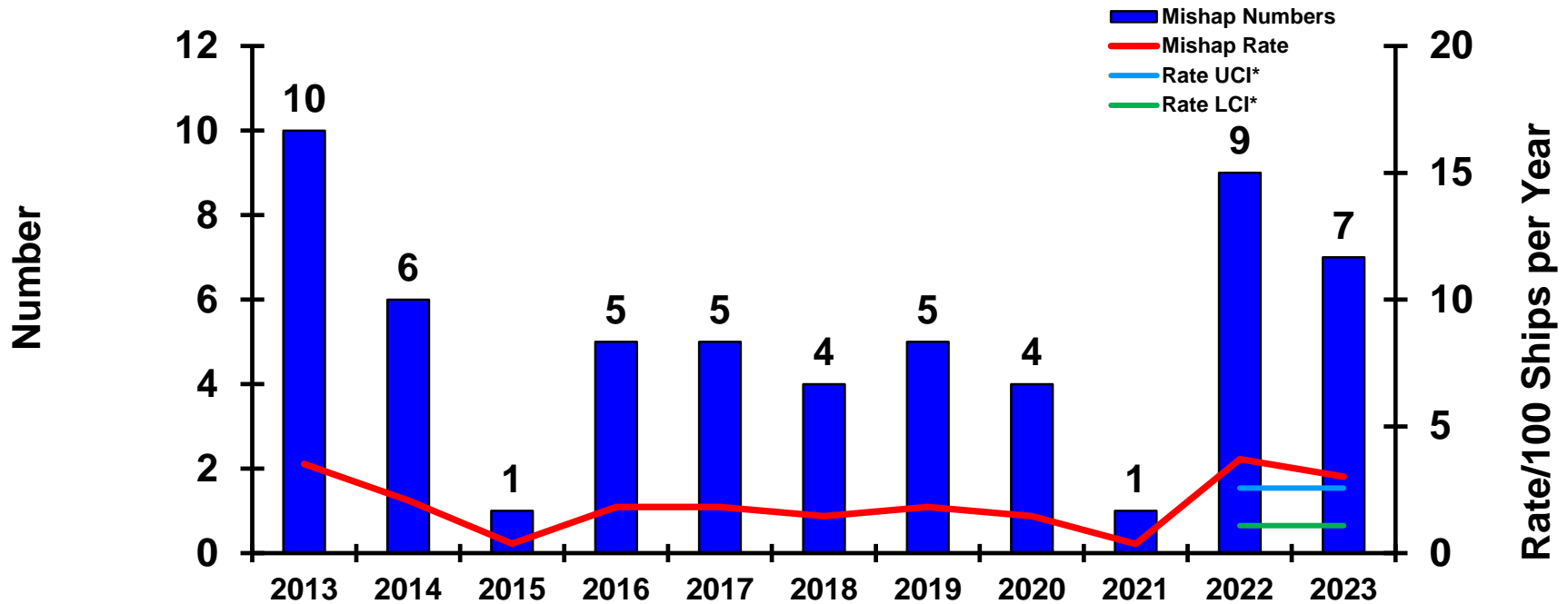


	<u>13-Sep-23</u>	<u>13-Sep-22</u>
CLASS A MISHAPS/MISHAP RATE FY COMPARISON:	10/1.45	15/2.00
FY22 MISHAPS/MISHAP RATE:	16/2.05	
10-YEAR AVERAGE (FY13-FY22) MISHAPS/MISHAP RATE:	11.60/1.40	

*see last slide for definition of UCI/LCI



CLASS A AFLOAT MISHAPS

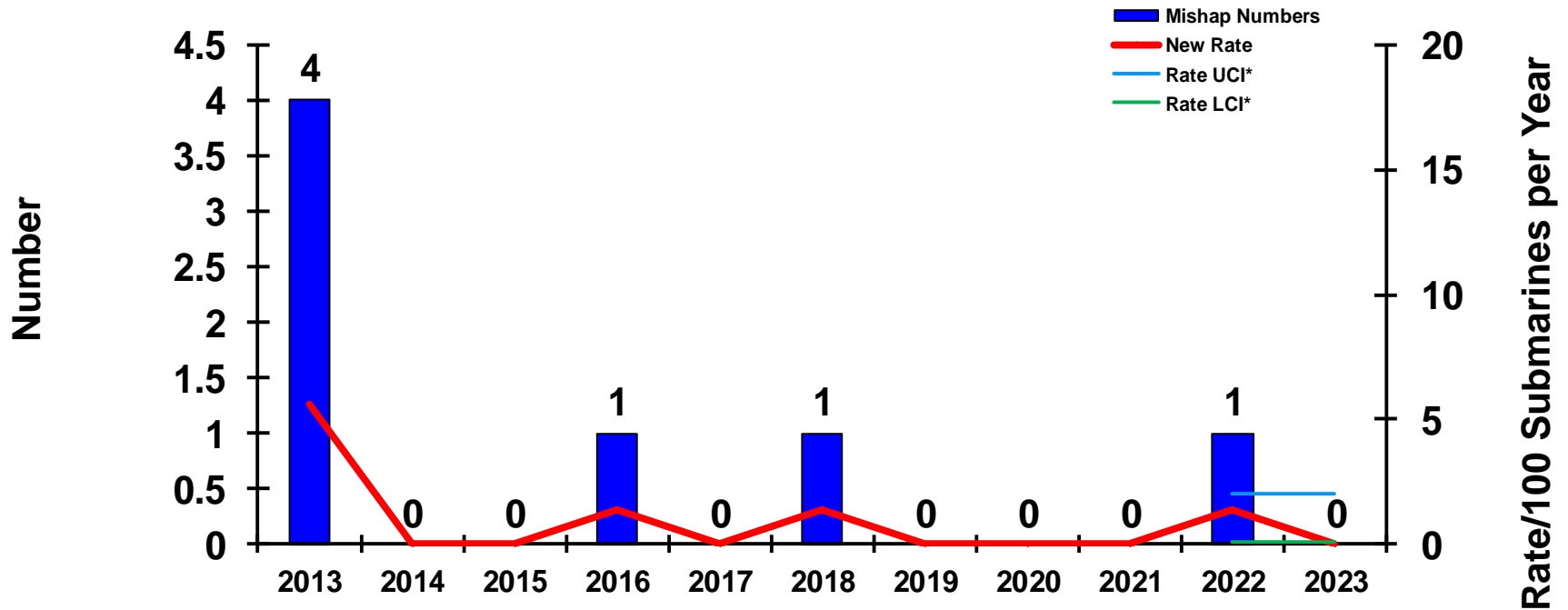


	<u>13-Sep-23</u>	<u>13-Sep-22</u>
CLASS A MISHAPS/MISHAP RATE FY COMPARISON:	7/3.02	9/3.89
FY22 MISHAPS/MISHAP RATE:	9/3.70	
10-YEAR AVERAGE (FY13-FY22) MISHAPS/MISHAP RATE:	5.00/1.84	

*see last slide for definition of UCI/LCI



CLASS A SUBMARINE MISHAPS

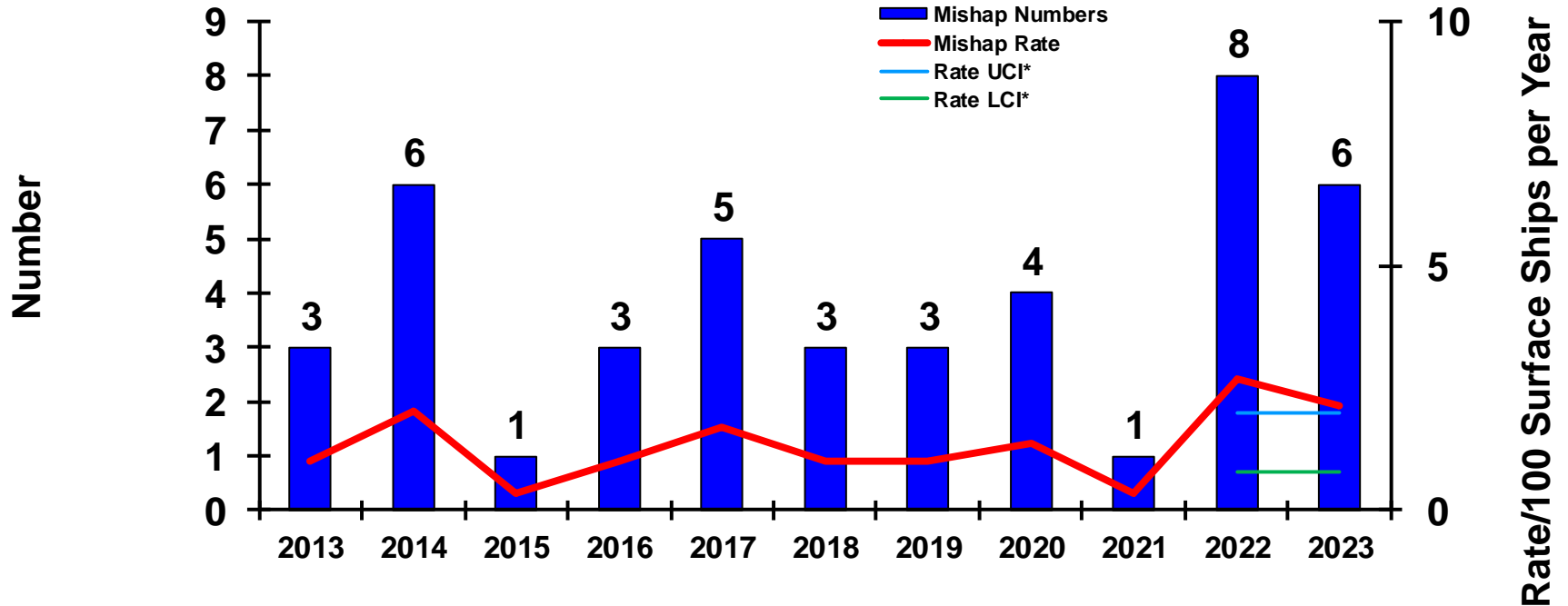


	<u>13-Sep-23</u>	<u>13-Sep-22</u>
CLASS A MISHAPS/MISHAP RATE FY COMPARISON:	0/0.00	1/1.48
FY22 MISHAPS/MISHAP RATE:	1/1.41	
10-YEAR AVERAGE (FY13-FY22) MISHAPS/MISHAP RATE:	0.70/0.70	

*see last slide for definition of UCI/LCI



CLASS A SURFACE SHIP MISHAPS

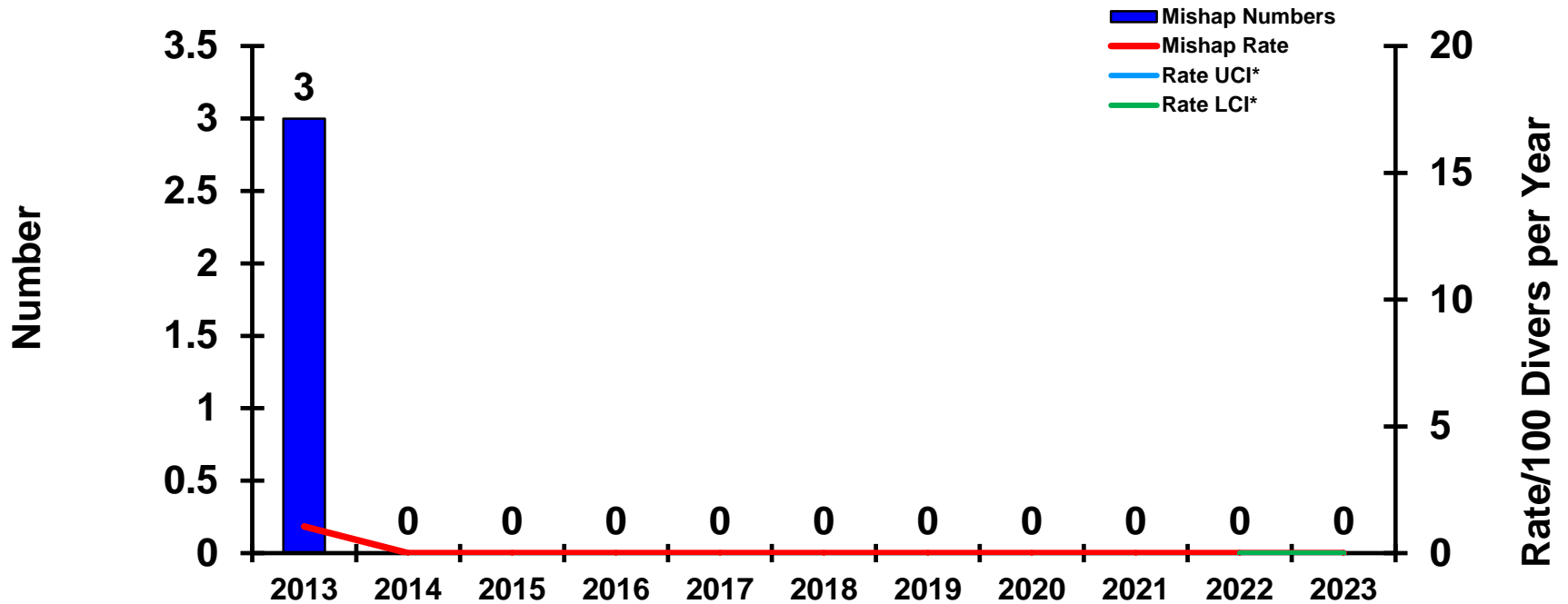


	<u>13-Sep-23</u>	<u>13-Sep-22</u>
CLASS A MISHAPS/MISHAP RATE FY COMPARISON:	6/2.13	8/2.84
FY22 MISHAPS/MISHAP RATE:	8/2.70	
10-YEAR AVERAGE (FY13-FY22) MISHAPS/MISHAP RATE:	3.70/1.25	

*see last slide for definition of UCI/LCI



CLASS A DIVING MISHAPS

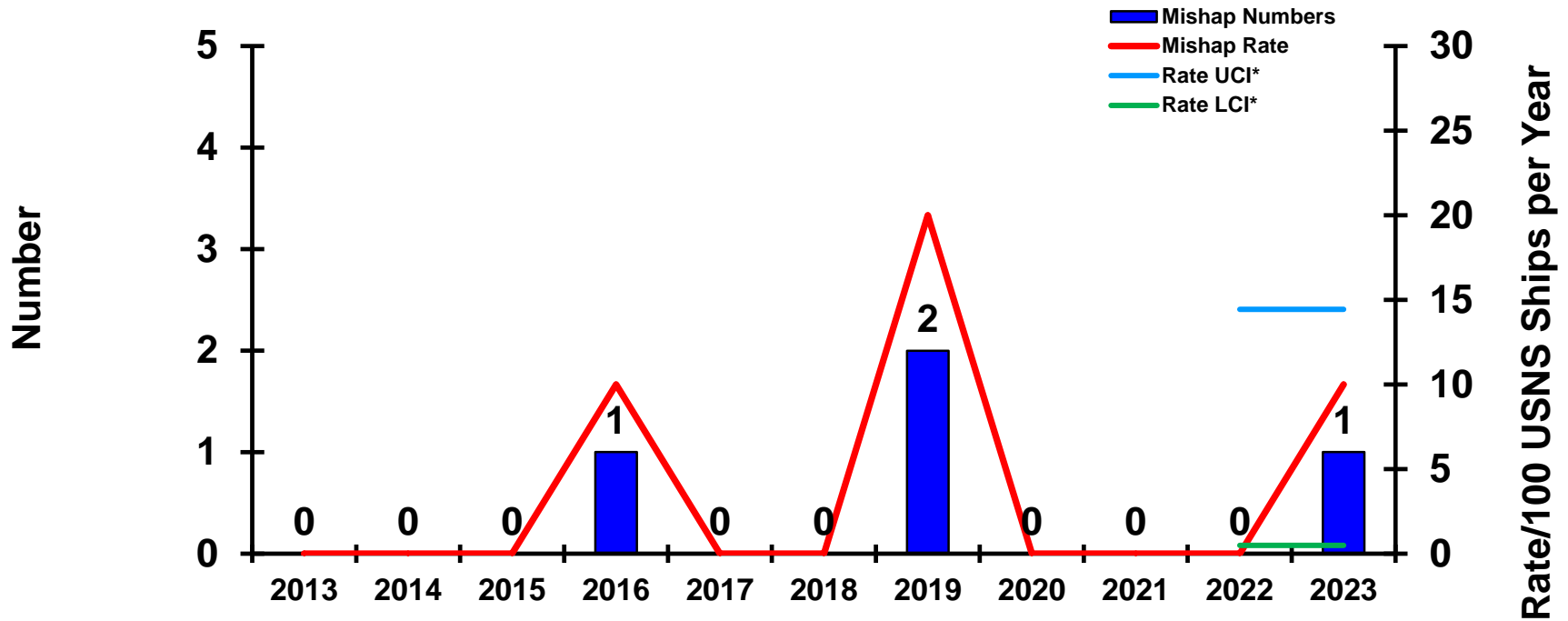


	<u>13-Sep-23</u>	<u>13-Sep-22</u>
CLASS A MISHAPS/MISHAP RATE FY COMPARISON:	0/0.00	0/0.00
FY22 MISHAPS/MISHAP RATE:	0/0.00	
10-YEAR AVERAGE (FY13-FY22) MISHAPS/MISHAP RATE:	0.30/0.11	

*see last slide for definition of UCI/LCI



CLASS A MSC AFLOAT MISHAPS

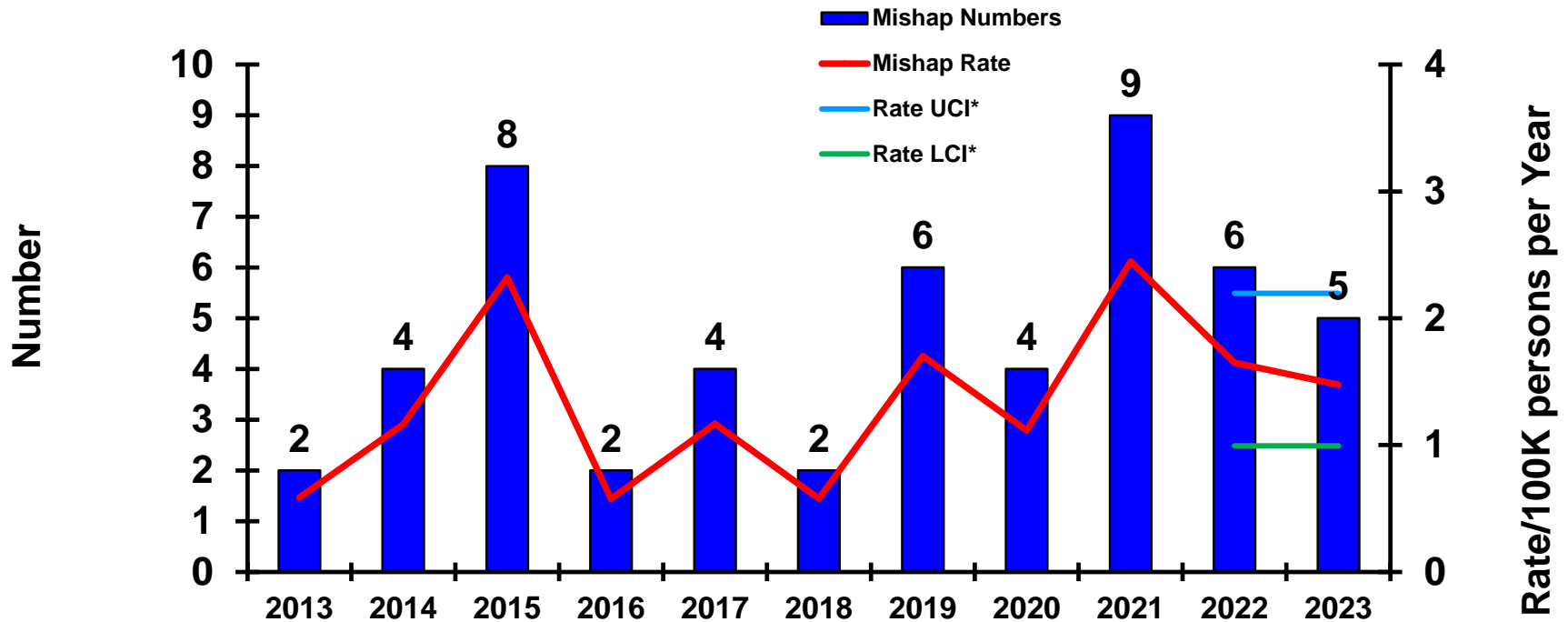


	<u>13-Sep-23</u>	<u>13-Sep-22</u>
CLASS A MISHAPS/MISHAP RATE FY COMPARISON:	1/10.96	0/0.00
FY22 MISHAPS/MISHAP RATE:	0/0.00	
10-YEAR AVERAGE (FY13-FY22) MISHAPS/MISHAP RATE:	0.30/3.00	

*see last slide for definition of UCI/LCI



CLASS A SHORE ON-DUTY MISHAPS

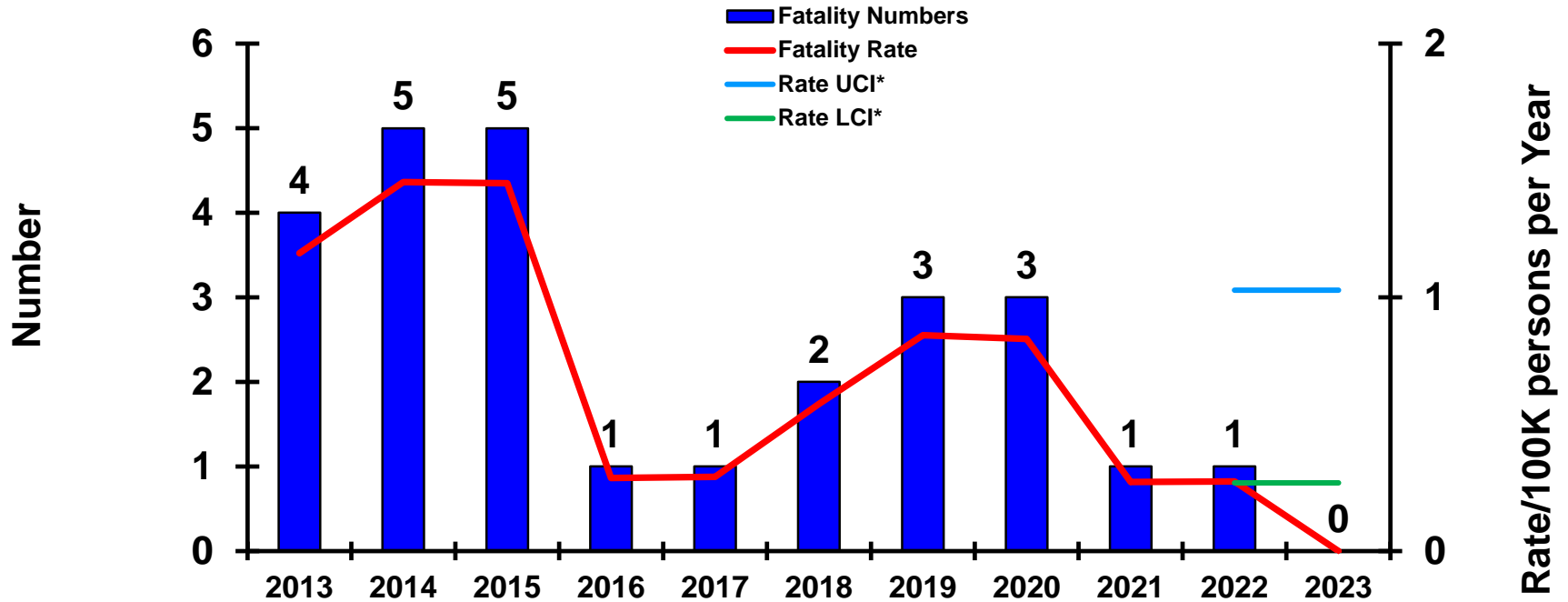


	<u>13-Sep-23</u>	<u>13-Sep-22</u>
CLASS A MISHAPS/MISHAP RATE FY COMPARISON:	5/1.48	6/1.73
FY22 MISHAPS/MISHAP RATE:	6/1.65	
10-YEAR AVERAGE (FY13-FY22) MISHAPS/MISHAP RATE:	4.70/1.33	

*see last slide for definition of UCI/LCI



PHYSICAL TRAINING FATALITIES

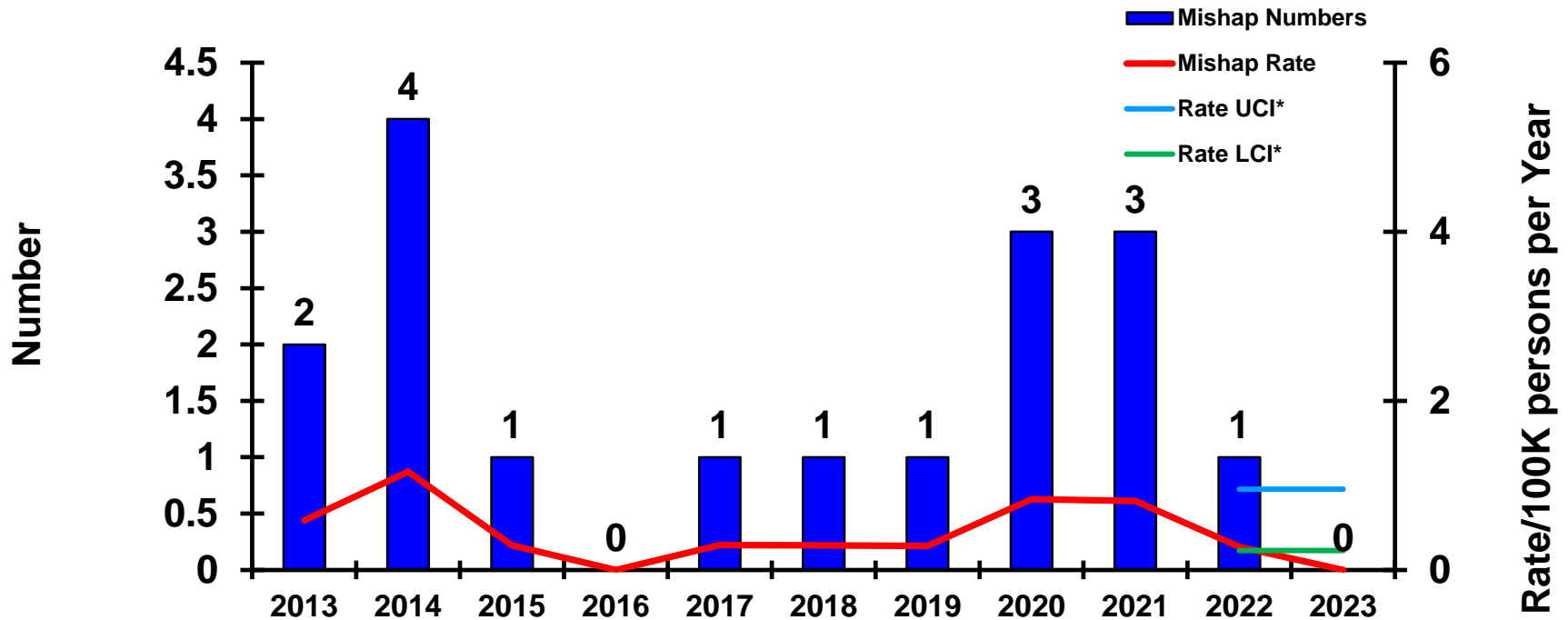


	13-Sep-23	13-Sep-22
FATALITIES/FATALITY RATE FY COMPARISON:	0/0.00	1/0.29
FY22 FATALITIES/FATALITY RATE:	1/0.27	
10-YEAR AVERAGE (FY13-FY22) FATALITIES/FATALITY RATE:	2.60/0.75	

*see last slide for definition of UCI/LCI



CLASS A ON-DUTY MV MISHAPS

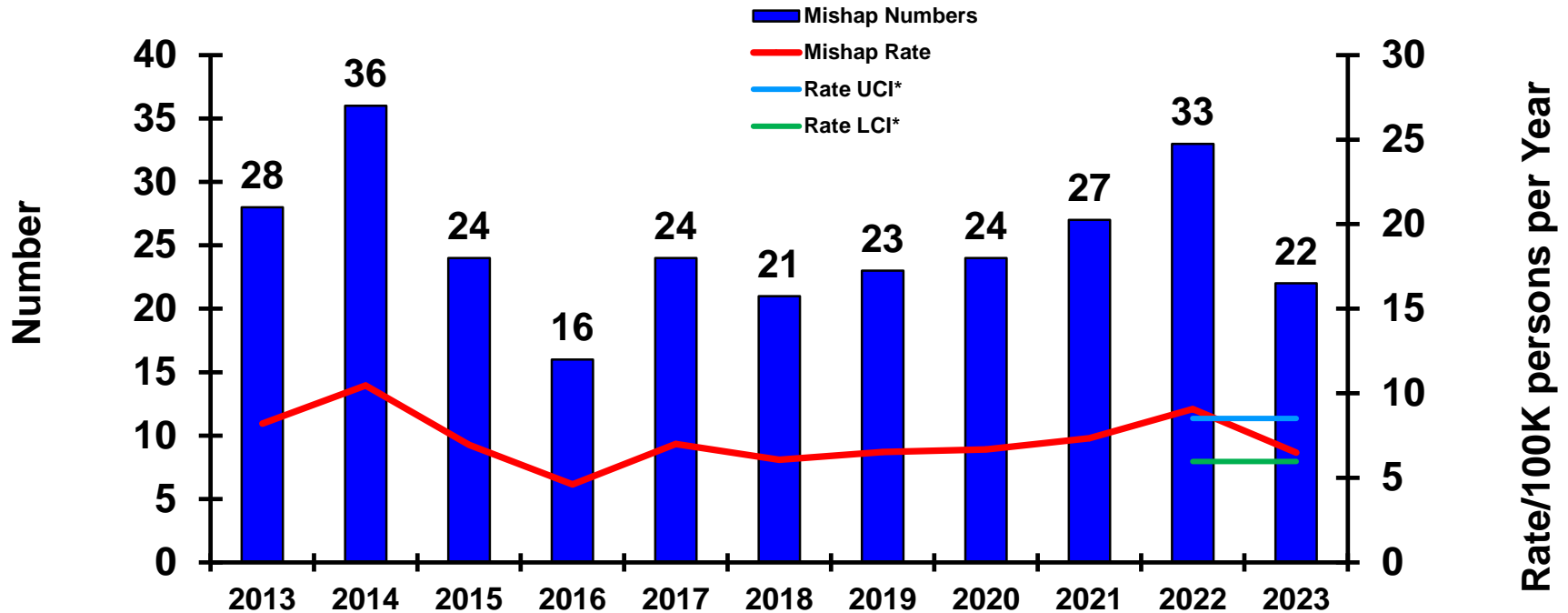


	<u>13-Sep-23</u>	<u>13-Sep-22</u>
CLASS A MISHAPS/MISHAP RATE FY COMPARISON:	0/0.00	1/0.29
FY22 MISHAPS/MISHAP RATE:	1/0.27	
10-YEAR AVERAGE (FY13-FY22) MISHAPS/MISHAP RATE:	1.70/0.48	

*see last slide for definition of UCI/LCI



TOTAL CLASS A ON-DUTY MISHAPS

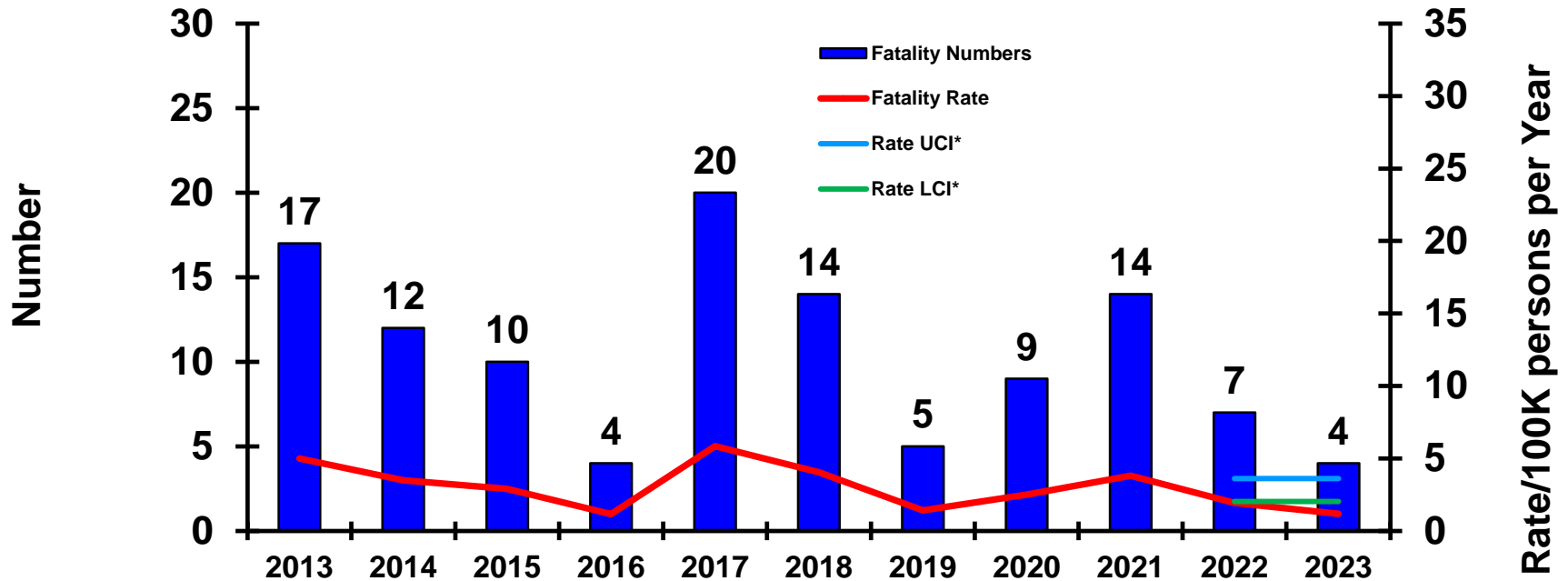


	<u>13-Sep-23</u>	<u>13-Sep-22</u>
CLASS A MISHAPS/MISHAP RATE FY COMPARISON:	22/6.49	32/9.23
FY22 MISHAPS/MISHAP RATE:	33/9.07	
10-YEAR AVERAGE (FY13-FY22) MISHAPS/MISHAP RATE:	25.60/7.30	

*see last slide for definition of UCI/LCI



ON-DUTY FATALITIES



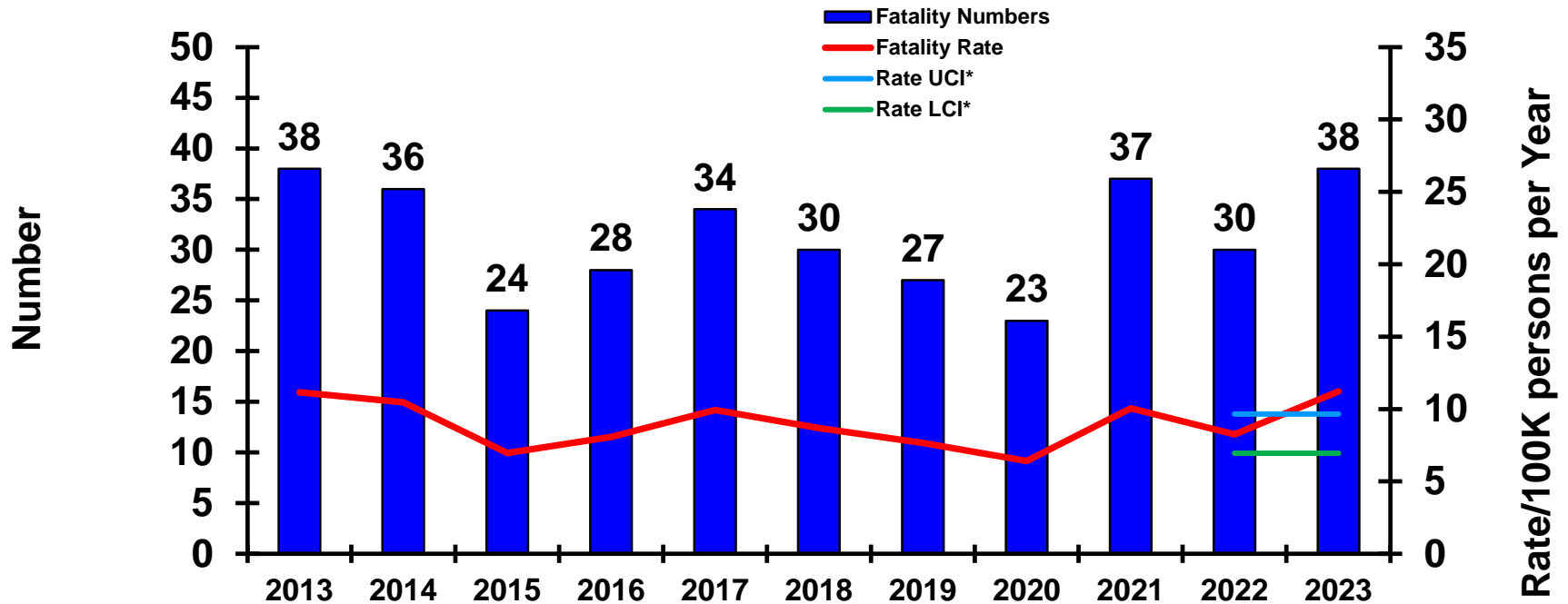
Slide does not show Government Civilian Fatalities: FY23 - 1

	<u>13-Sep-23</u>	<u>13-Sep-22</u>
CLASS A FATALITIES/FATALITY RATE FY COMPARISON:	4/1.18	7/2.02
FY22 FATALITIES/FATALITY RATE:	7/1.92	
10-YEAR AVERAGE (FY13-FY22) FATALITIES/FATALITY RATE:	11.20/3.21	

*see last slide for definition of UCI/LCI



TOTAL PMV FATALITIES



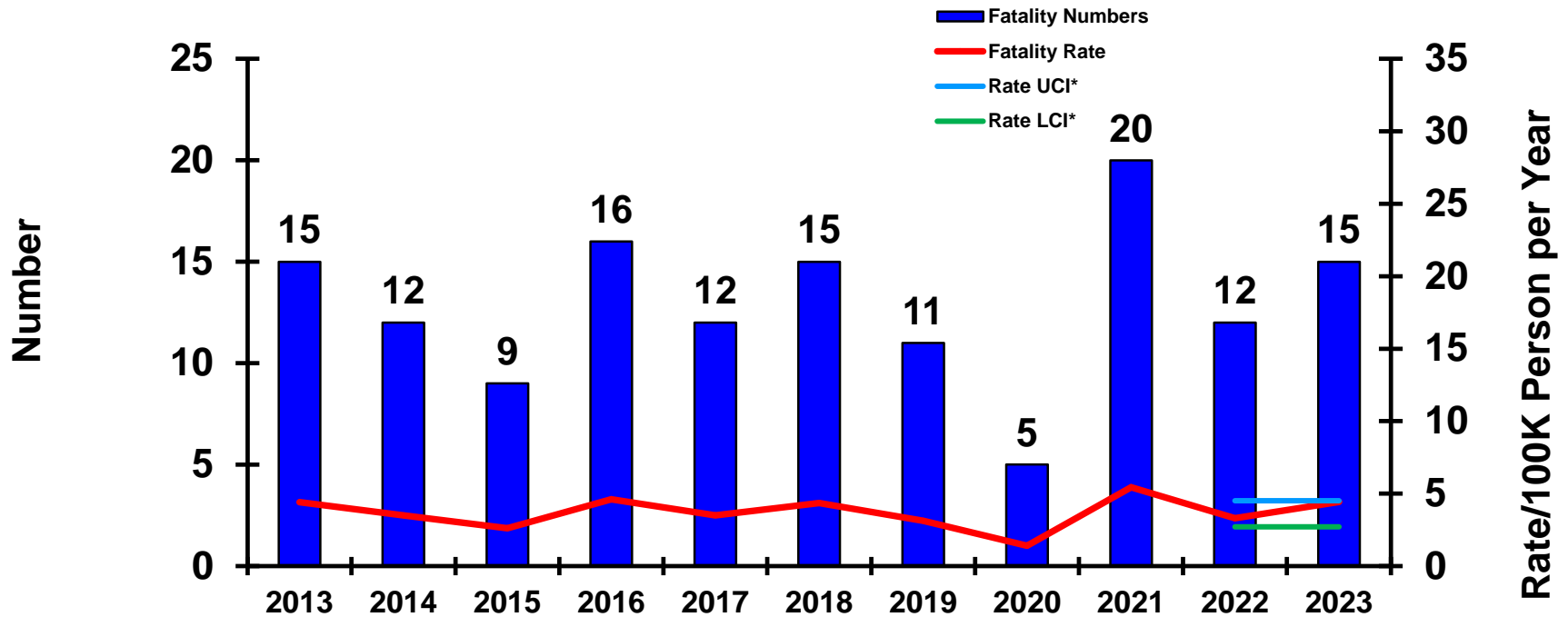
Pedestrian Fatalities this FY: 2

	<u>13-Sep-23</u>	<u>13-Sep-22</u>
CLASS A FATALITIES/FATALITY RATE FY COMPARISON:	38/11.21	28/8.08
FY22 FATALITIES/FATALITY RATE:	30/8.24	
10-YEAR AVERAGE (FY13-FY22) FATALITIES/FATALITY RATE:	30.70/8.76	

*see last slide for definition of UCI/LCI



PMV-4 FATALITIES



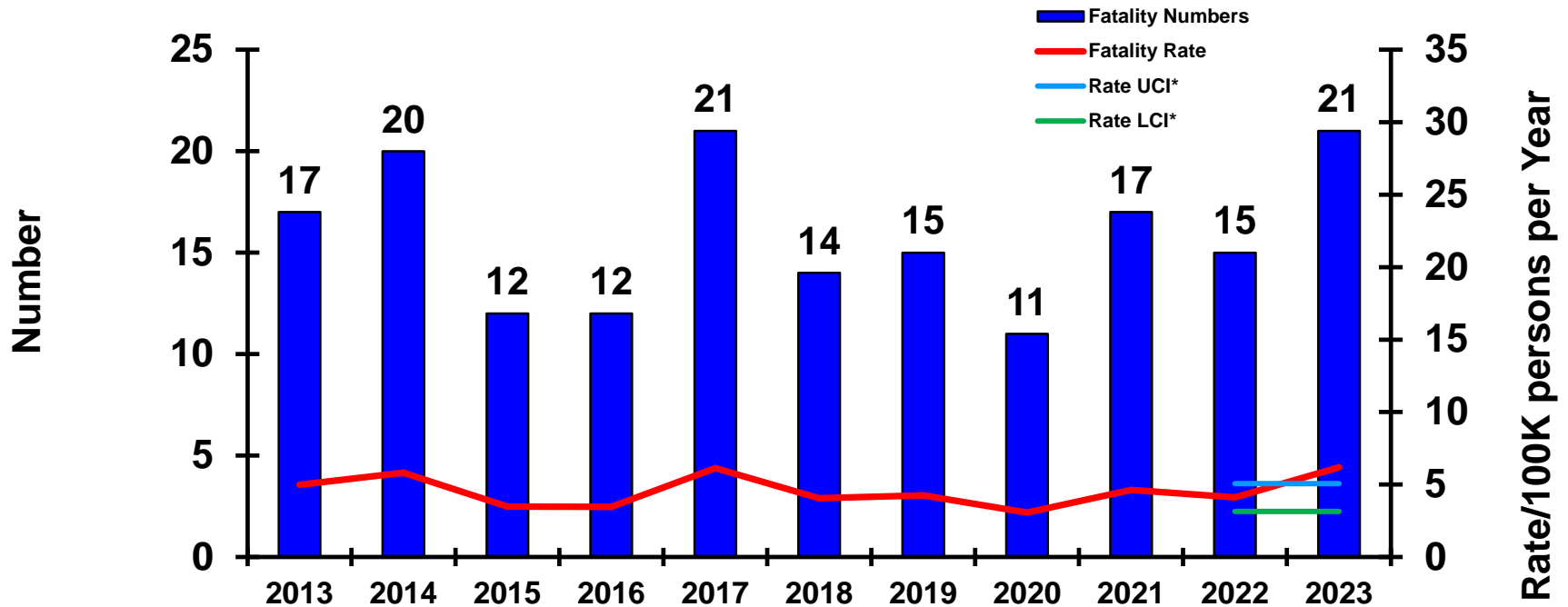
Pedestrian Fatalities this FY: 2

	13-Sep-23	13-Sep-22
CLASS A FATALITIES/FATALITY RATE FY COMPARISON:	15/4.43	11/3.17
FY22 FATALITIES/FATALITY RATE:	12/3.30	
10-YEAR AVERAGE (FY13-FY22) FATALITIES/FATALITY RATE:	12.70/3.62	

*see last slide for definition of UCI/LCI



PMV-2 FATALITIES



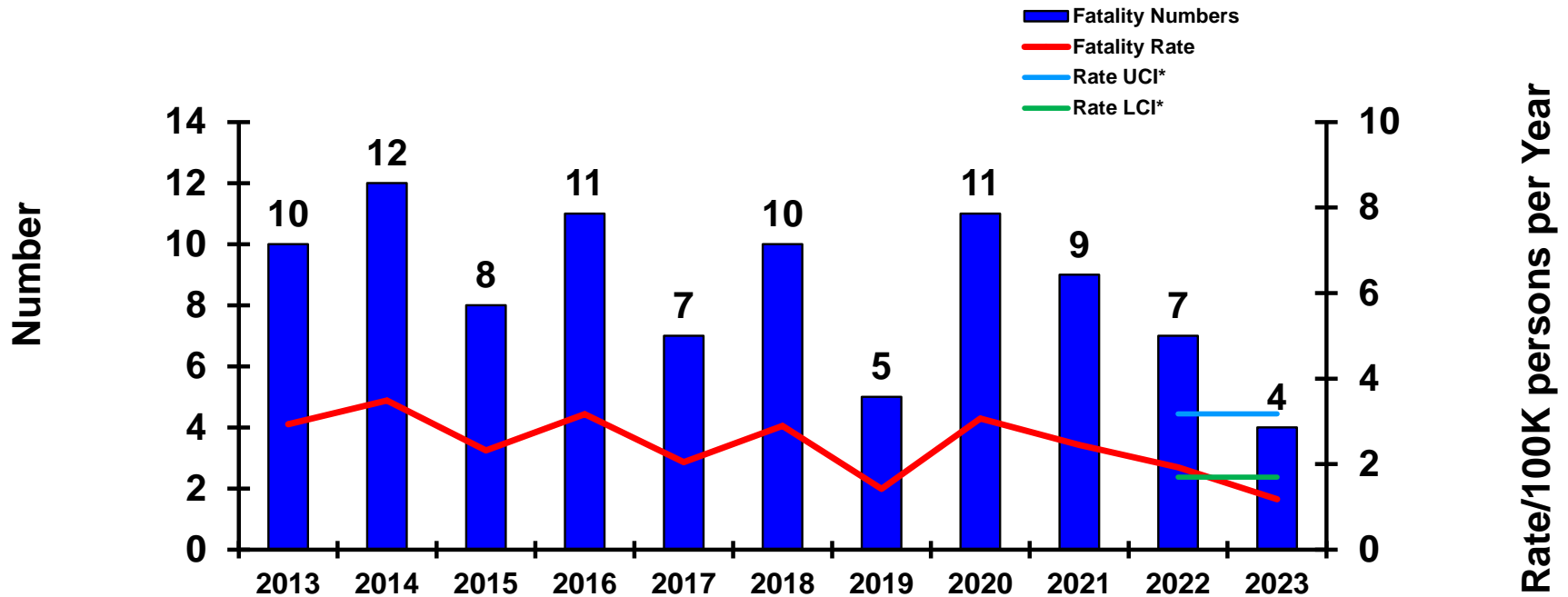
Pedestrian Fatalities this FY: 2

	<u>13-Sep-23</u>	<u>13-Sep-22</u>
CLASS A FATALITIES/FATALITY RATE FY COMPARISON:	21/6.20	14/4.04
FY22 FATALITIES/FATALITY RATE:	15/4.12	
10-YEAR AVERAGE (FY13-FY22) FATALITIES/FATALITY RATE:	15.40/4.40	

*see last slide for definition of UCI/LCI



OFF-DUTY/REC FATALITIES

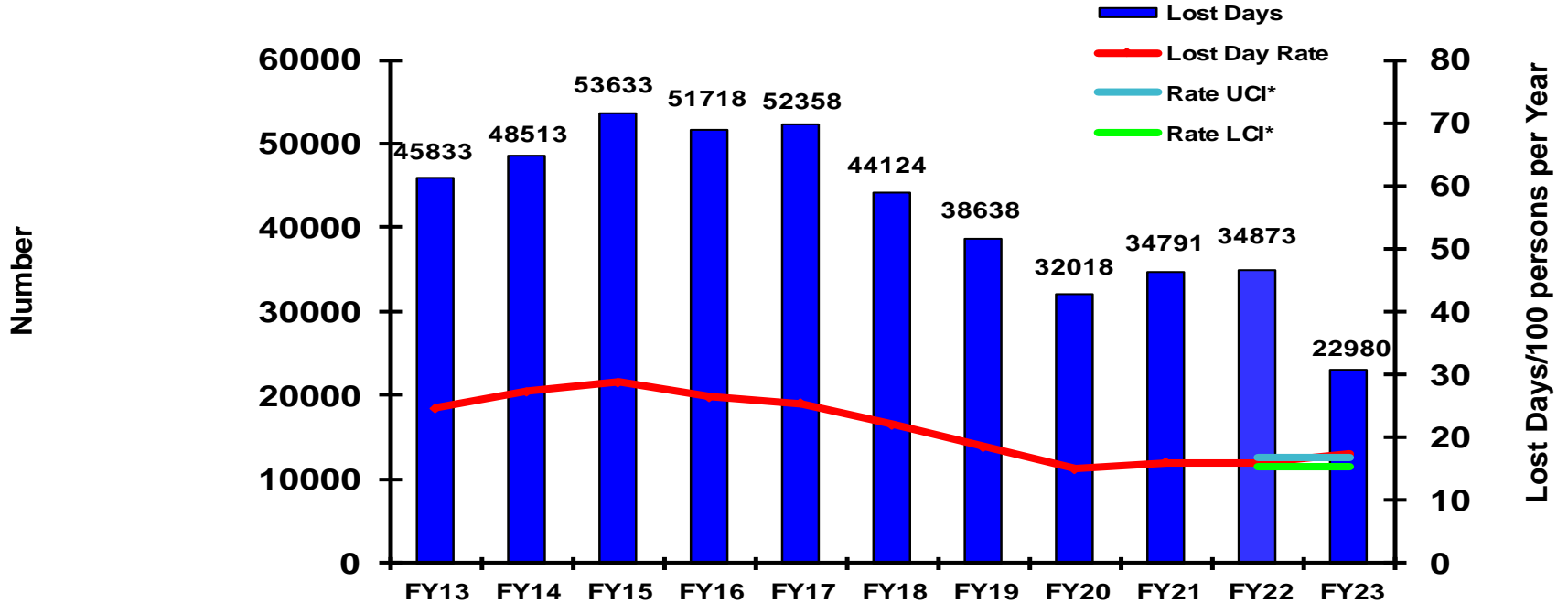


	<u>13-Sep-23</u>	<u>13-Sep-22</u>
CLASS A FATALITIES/FATALITY RATE FY COMPARISON:	4/1.18	7/2.02
FY22 FATALITIES/FATALITY RATE:	7/1.92	
10-YEAR AVERAGE (FY13-FY22) FATALITIES/FATALITY RATE:	9.00/2.57	

*see last slide for definition of UCI/LCI



CIVILIAN LOST WORK DAY

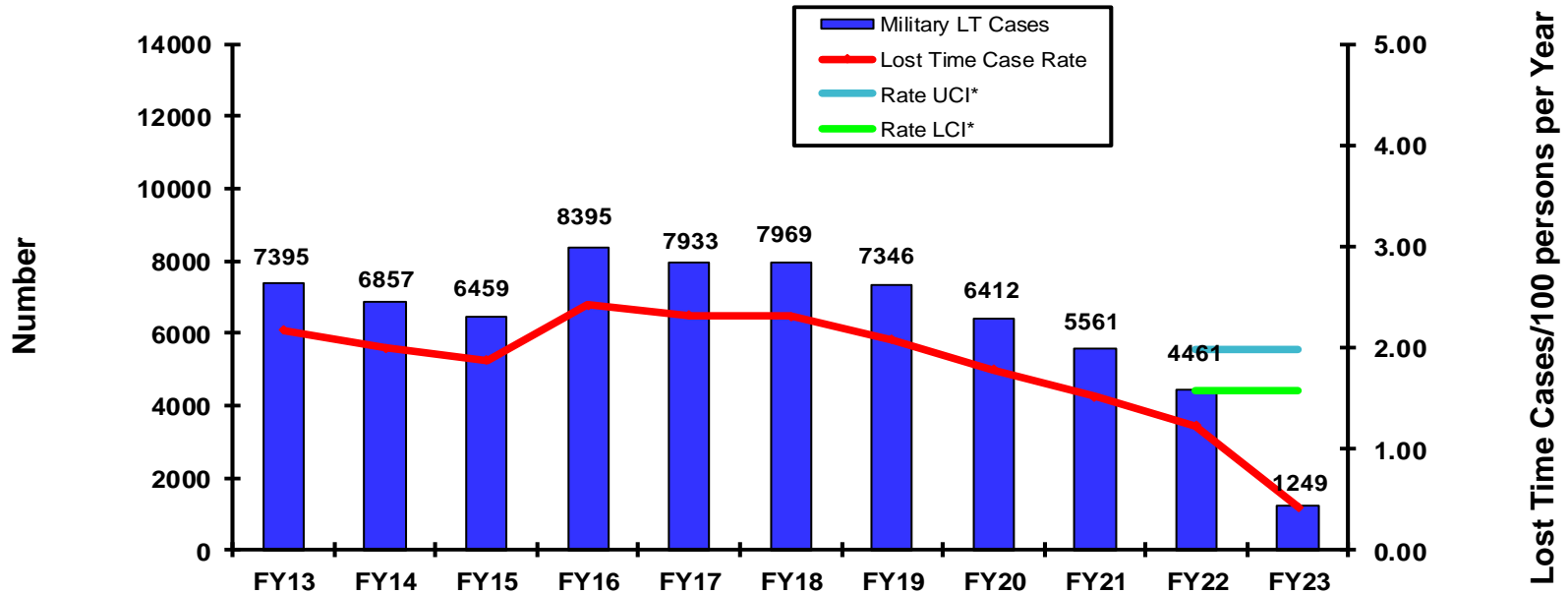


	<u>31 Jul 23</u>
LOST WORK DAY FY RATE COMPARISON:	17.28
FY22 LOST WORK DAY RATE:	15.90
5-YEAR AVERAGE (FY18-22) LOST WORK DAY RATE:	17.51

*see last slide for definition of UCI/LCI



MILITARY LOST TIME CASE RATE



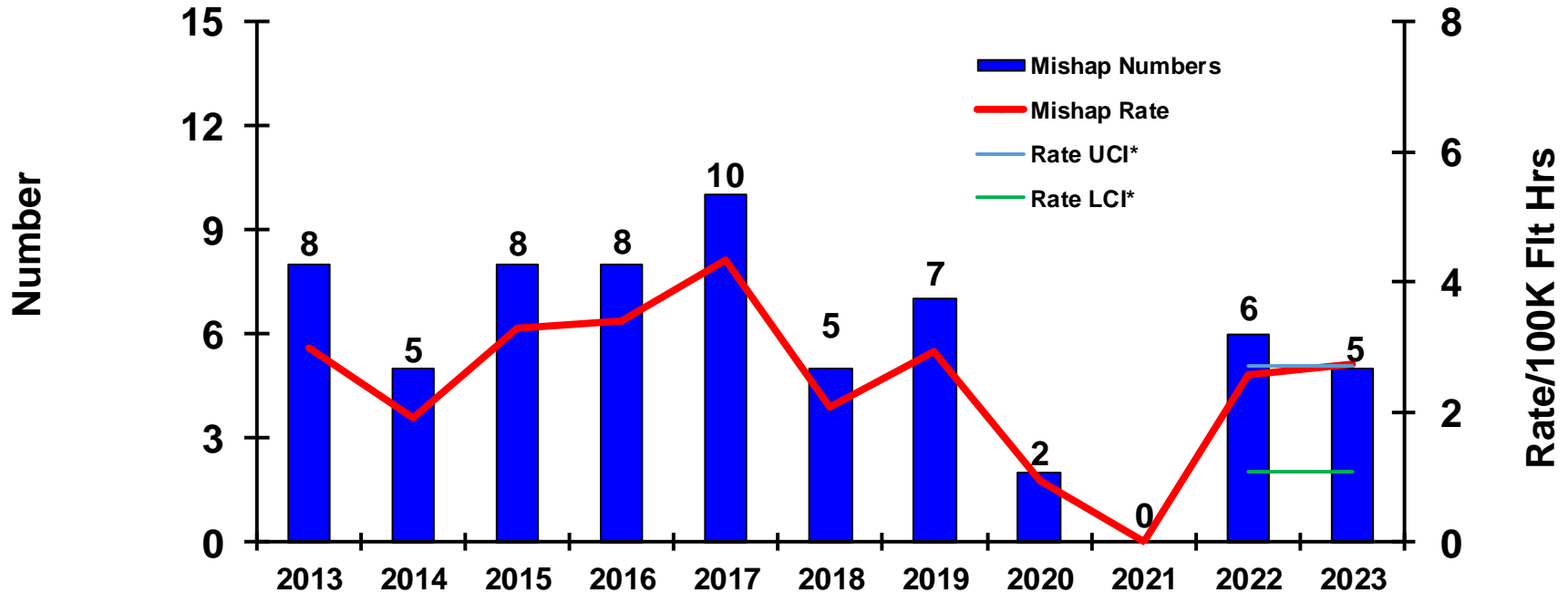
	<u>31 Jul 23</u>
LOST WORK TIME CASE RATE:	0.42
FY22 LOST TIME CASE RATE:	1.23
5-YEAR AVERAGE (FY18-22) LOST TIME CASE RATE:	1.99

*see last slide for definition of UCI/LCI



CLASS A FLIGHT MISHAPS

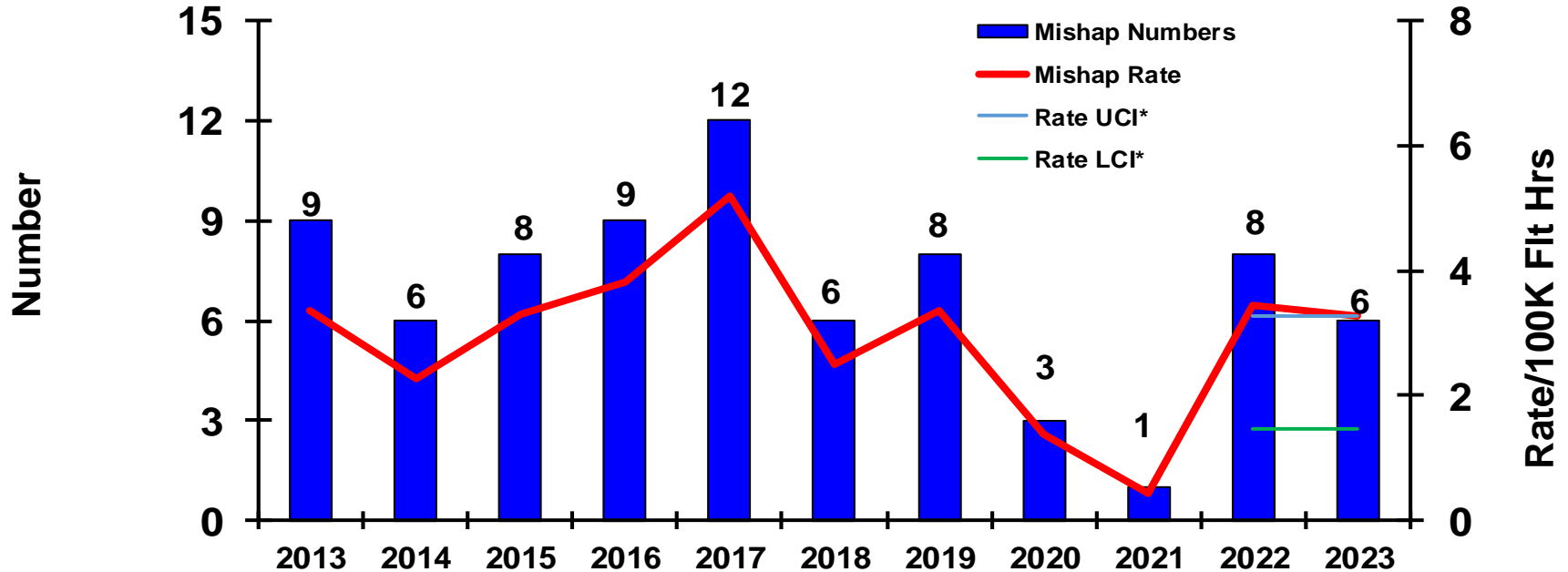
Manned Aircraft Only



	<u>13-Sep-23</u>	<u>13-Sep-22</u>
CLASS A FM/FM RATE FY COMPARISON:	5/3.15	6/2.92
FY22 MISHAPS/MISHAP RATE:	6/2.78	
10-YEAR AVERAGE (FY13-FY22) MISHAPS/MISHAP RATE:	5.90/2.45	



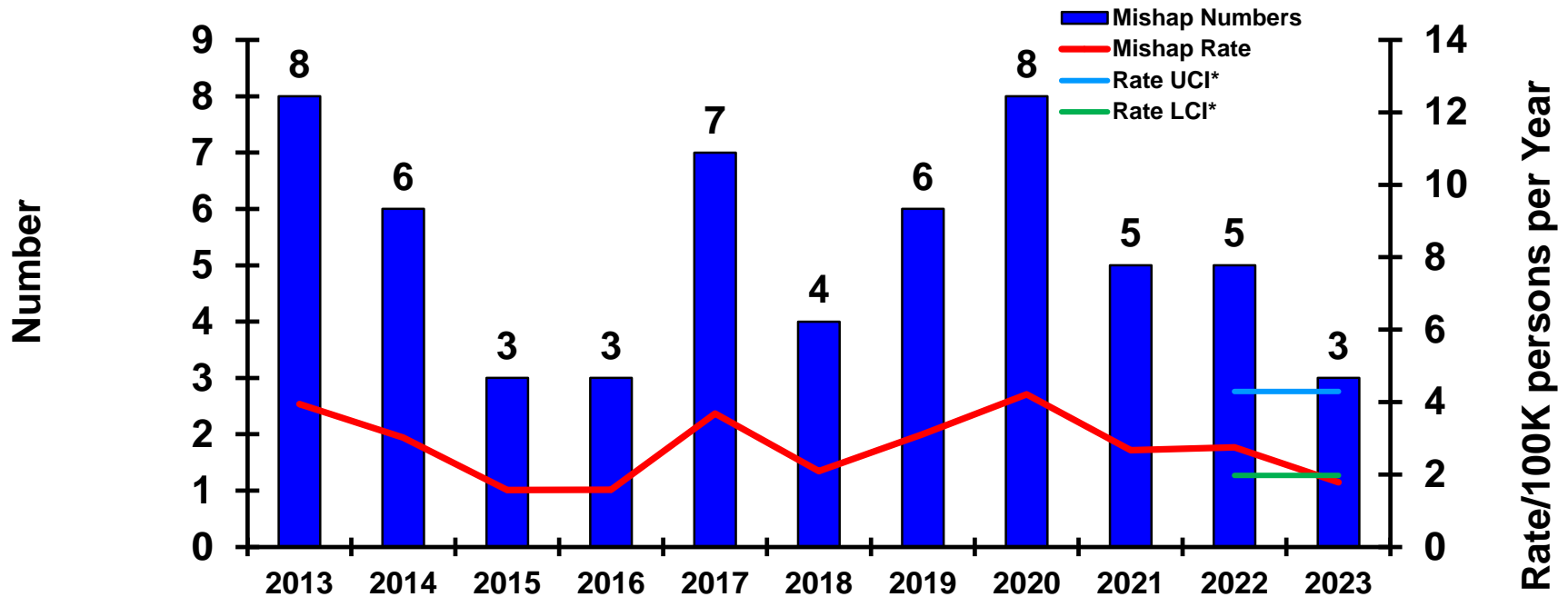
CLASS A AVIATION MISHAPS



	<u>13-Sep-23</u>	<u>13-Sep-22</u>
CLASS A MISHAPS/MISHAP RATE FY COMPARISON:	6/3.78	8/3.89
FY22 MISHAPS/MISHAP RATE:	8/3.70	
10-YEAR AVERAGE (FY13-FY22) MISHAPS/MISHAP RATE:	7.00/2.92	



CLASS A GROUND ON-DUTY MISHAPS

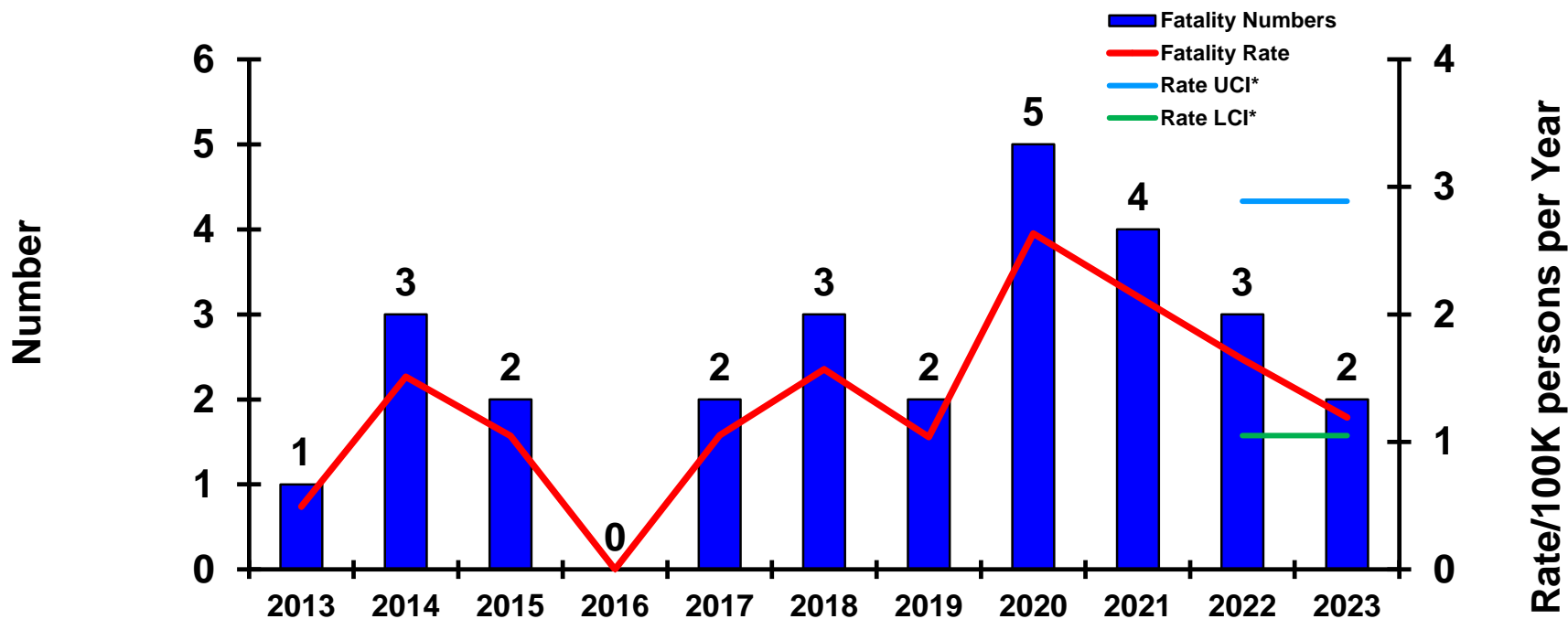


	<u>13-Sep-23</u>	<u>13-Sep-22</u>
CLASS A MISHAPS/MISHAP RATE FY COMPARISON:	3/1.79	4/2.31
FY22 MISHAPS/MISHAP RATE:	5/2.75	
10-YEAR AVERAGE (FY13-FY22) MISHAPS/MISHAP RATE:	5.50/2.86	

*see last slide for definition of UCI/LCI



PHYSICAL TRAINING FATALITIES

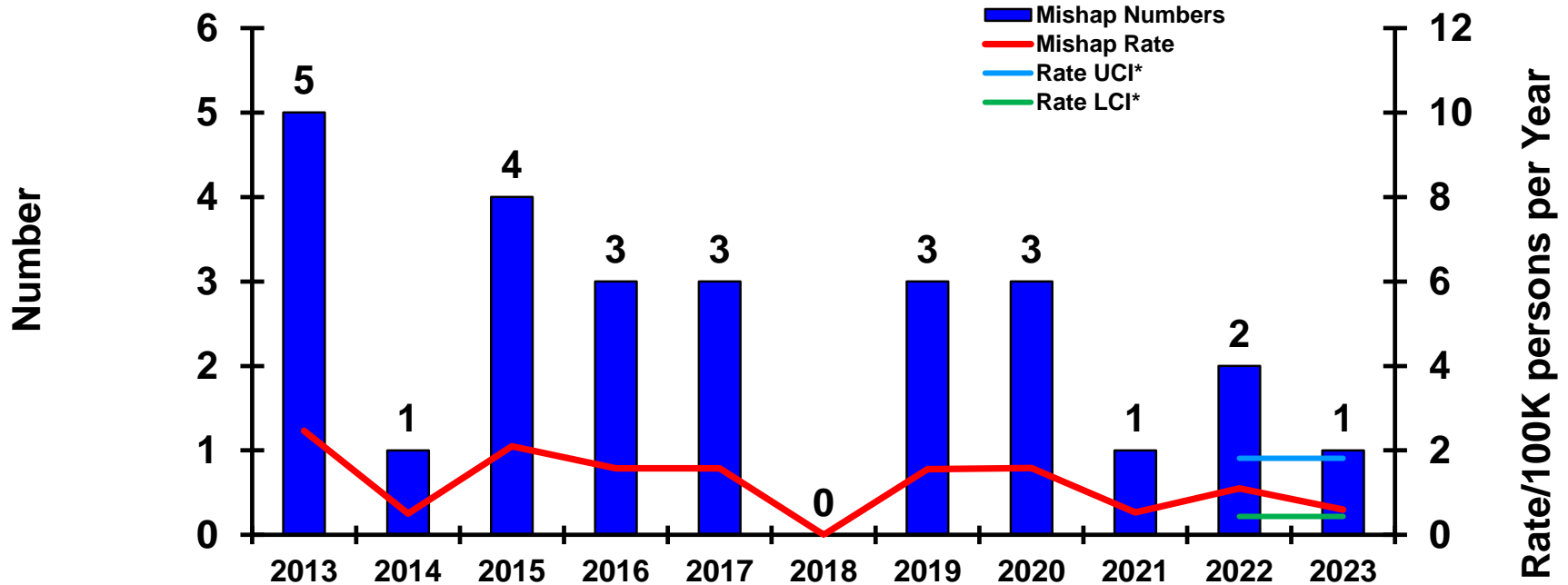


	<u>13-Sep-23</u>	<u>13-Sep-22</u>
CLASS A FATALITIES/FATALITY RATE FY COMPARISON:	2/1.19	1/0.58
FY22 FATALITIES/FATALITY RATE:	3/1.65	
10-YEAR AVERAGE (FY13-FY22) FATALITIES/FATALITY RATE:	2.50/1.31	

*see last slide for definition of UCI/LCI



CLASS A ON-DUTY MV MISHAPS

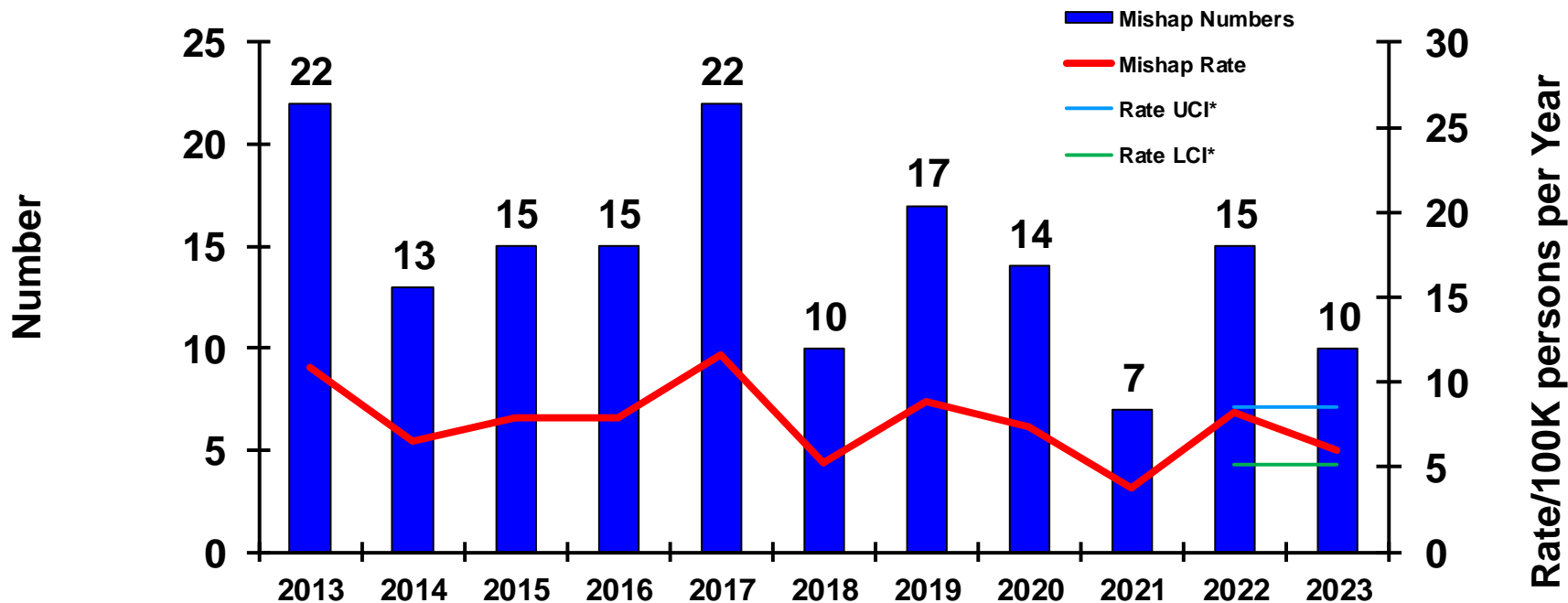


	<u>13-Sep-23</u>	<u>13-Sep-22</u>
CLASS A MISHAPS/MISHAP RATE FY COMPARISON:	1/0.60	2/1.15
FY22 MISHAPS/MISHAP RATE:	2/1.10	
10-YEAR AVERAGE (FY13-FY22) MISHAPS/MISHAP RATE:	2.50/1.30	

*see last slide for definition of UCI/LCI



TOTAL CLASS A ON-DUTY MISHAPS

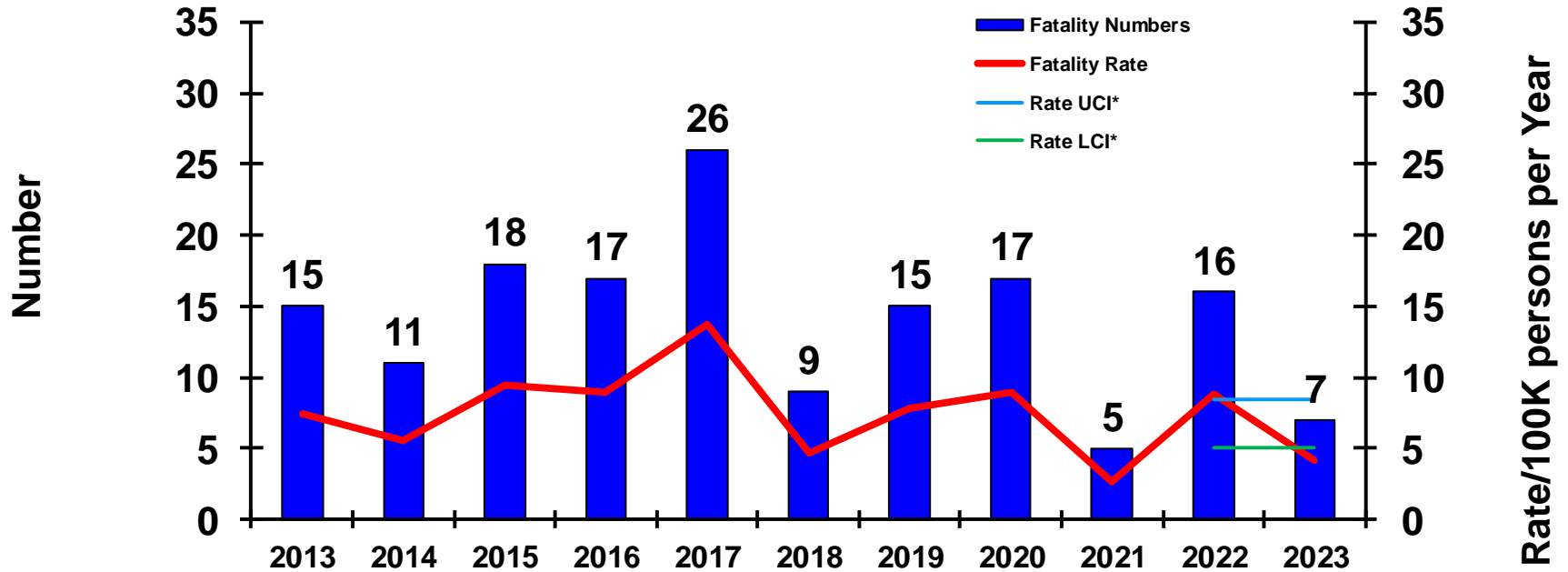


	<u>13-Sep-23</u>	<u>13-Sep-22</u>
CLASS A MISHAPS/MISHAP RATE FY COMPARISON:	10/5.98	14/8.09
FY22 MISHAPS/MISHAP RATE:	15/8.24	
10-YEAR AVERAGE (FY13-FY22) MISHAPS/MISHAP RATE:	15.00/7.81	

*see last slide for definition of UCI/LCI



ON-DUTY FATALITIES

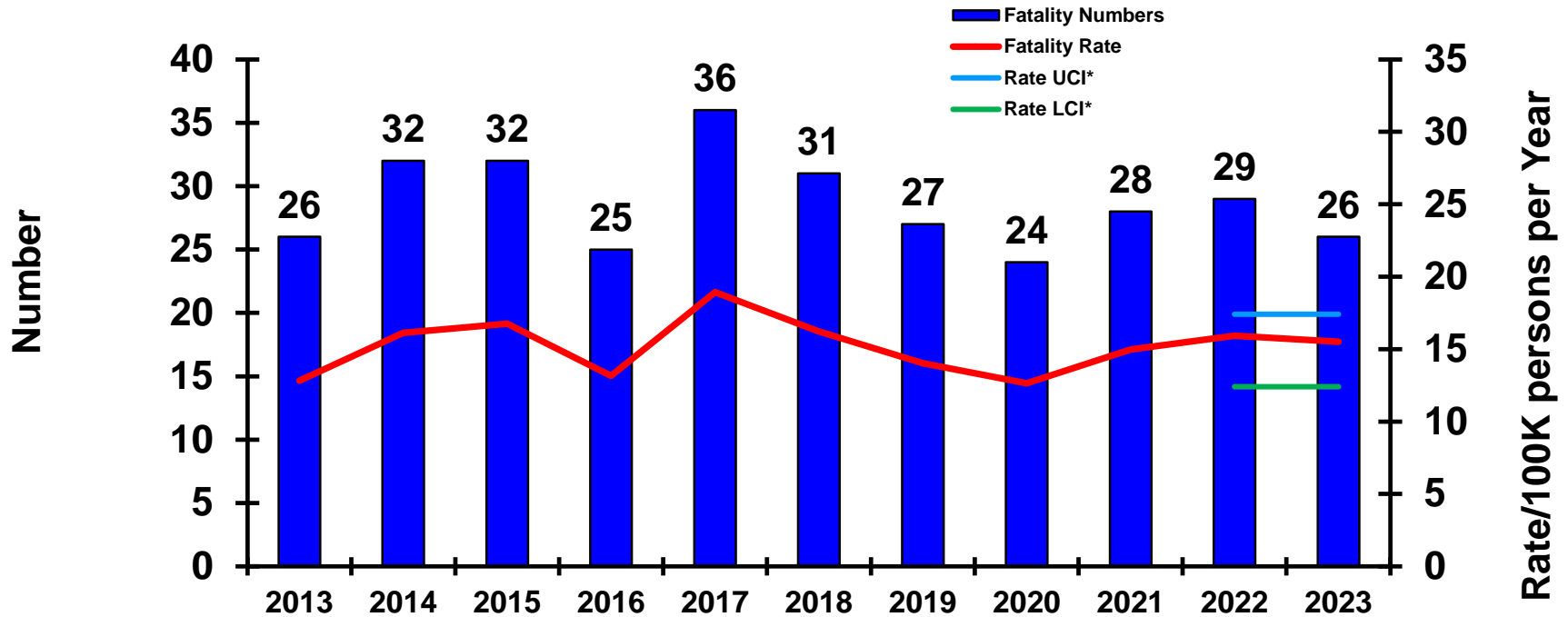


	<u>13-Sep-23</u>	<u>13-Sep-22</u>
CLASS A FATALITIES/FATALITY RATE FY COMPARISON:	7/4.17	14/8.08
FY22 FATALITIES/FATALITY RATE:	16/8.79	
10-YEAR AVERAGE (FY13-FY22) FATALITIES/FATALITY RATE:	14.90/7.79	

*see last slide for definition of UCI/LCI



TOTAL PMV FATALITIES



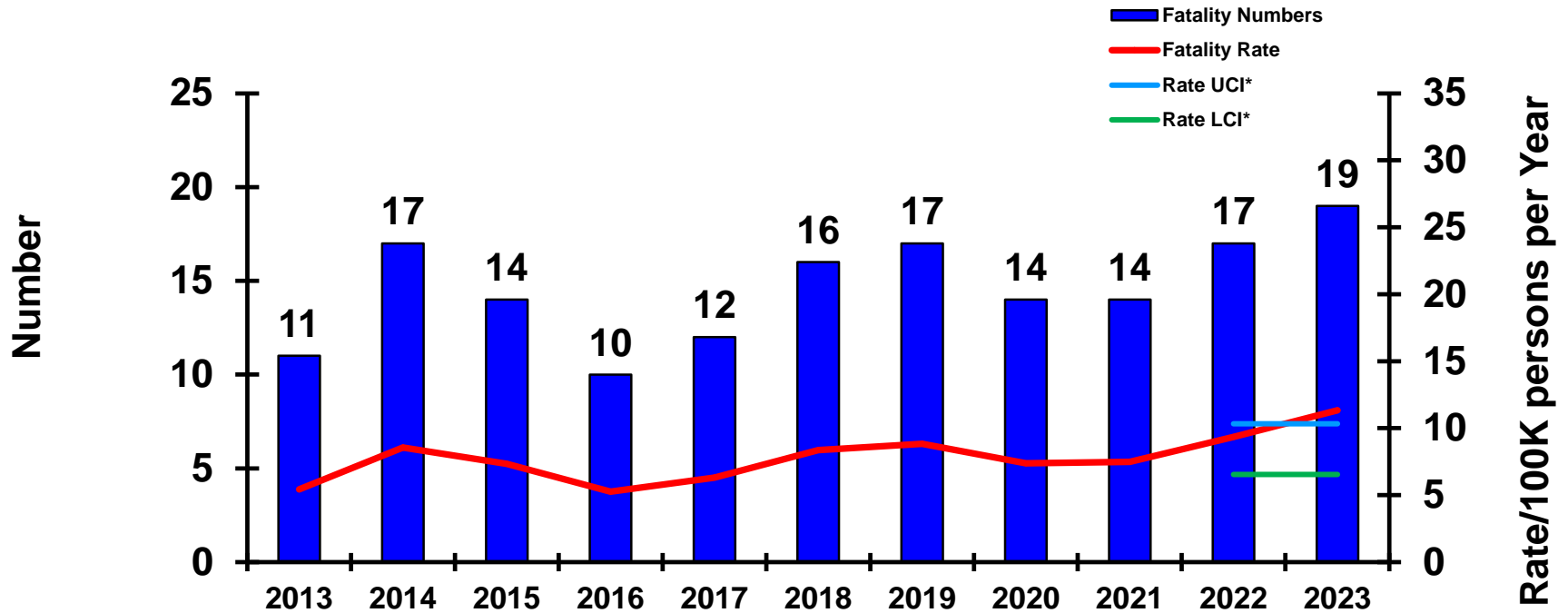
Pedestrian Fatalities this FY: 1

	<u>13-Sep-23</u>	<u>13-Sep-22</u>
CLASS A FATALITIES/FATALITY RATE FY COMPARISON:	26/15.51	26/15.00
FY22 FATALITIES/FATALITY RATE:	29/15.94	
10-YEAR AVERAGE (FY13-FY22) FATALITIES/FATALITY RATE:	29.00/15.16	

*see last slide for definition of UCI/LCI



PMV-4 FATALITIES



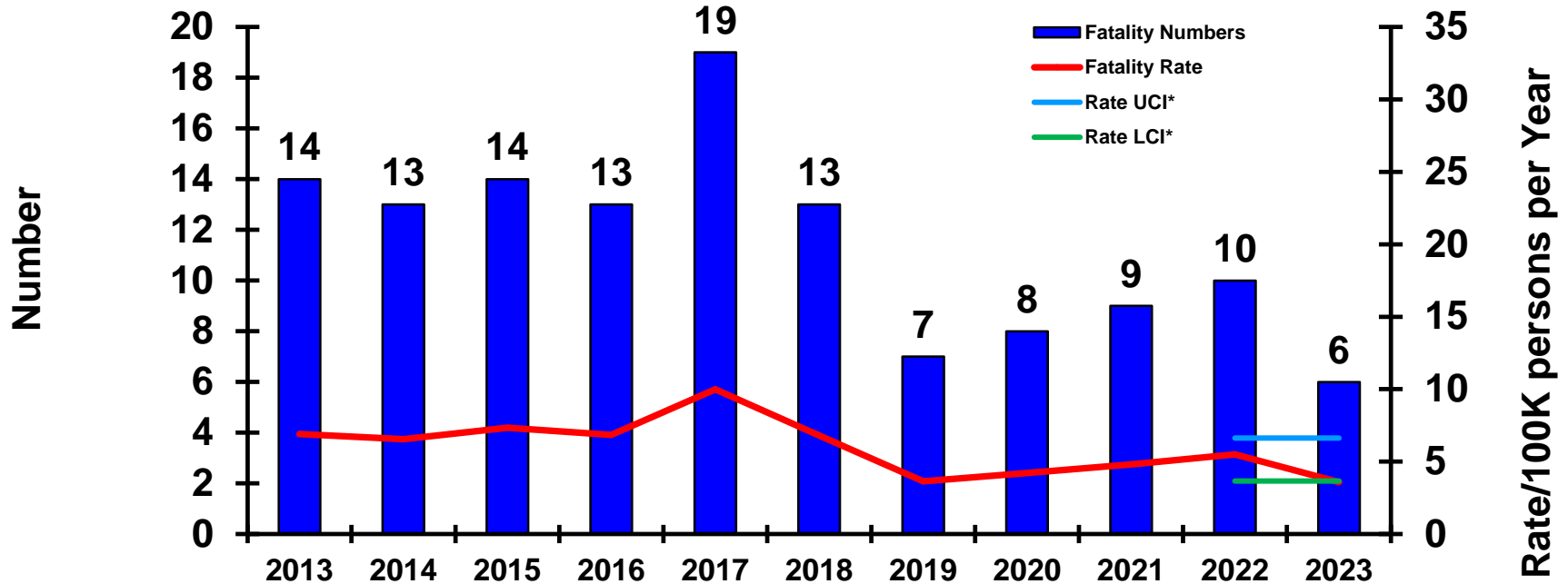
Pedestrian Fatalities this FY: 1

	13-Sep-23	13-Sep-22
CLASS A FATALITIES/FATALITY RATE FY COMPARISON:	19/11.33	6/4.58
FY22 FATALITIES/FATALITY RATE:	17/9.34	
10-YEAR AVERAGE (FY13-FY22) FATALITIES/FATALITY RATE:	14.20/7.43	

*see last slide for definition of UCI/LCI



PMV -2 FATALITIES



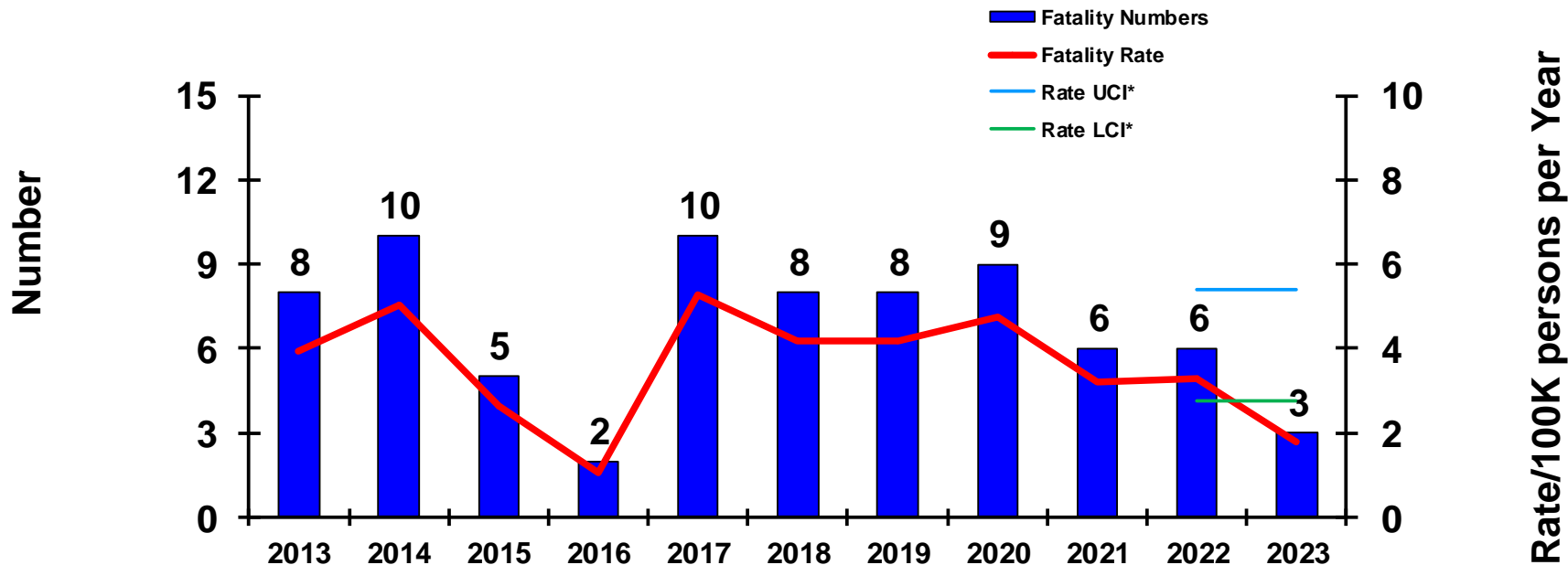
Pedestrian Fatalities this FY: 1

	13-Sep-23	13-Sep-22
CLASS A FATALITIES/FATALITY RATE FY COMPARISON:	6/3.58	9/5.19
FY22 FATALITIES/FATALITY RATE:	10/5.49	
10-YEAR AVERAGE (FY13-FY22) FATALITIES/FATALITY RATE:	12.00/6.26	

*see last slide for definition of UCI/LCI



OFF-DUTY/REC FATALITIES

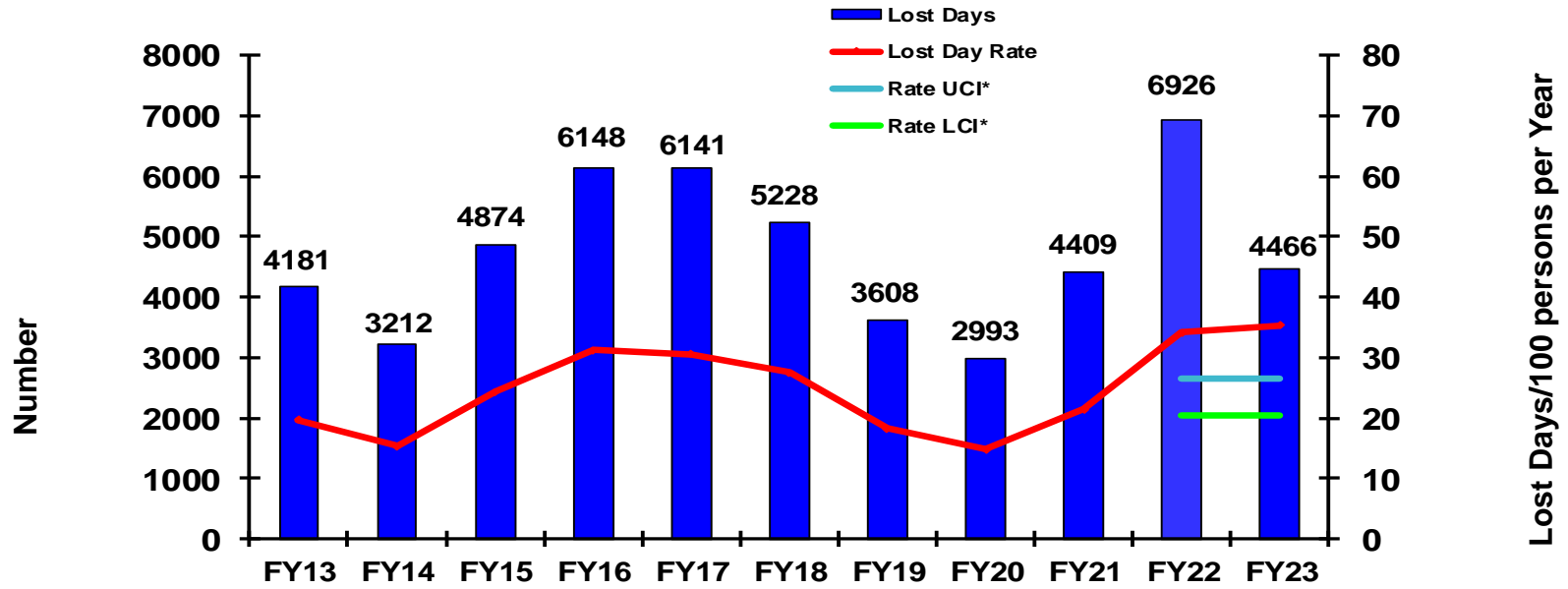


	<u>13-Sep-23</u>	<u>13-Sep-22</u>
CLASS A FATALITIES/FATALITY RATE FY COMPARISON:	3/1.79	6/3.49
FY22 FATALITIES/FATALITY RATE:	6/3.30	
10-YEAR AVERAGE (FY13-FY22) FATALITIES/FATALITY RATE:	7.20/3.75	

*see last slide for definition of UCI/LCI



CIVILIAN LOST WORK DAY

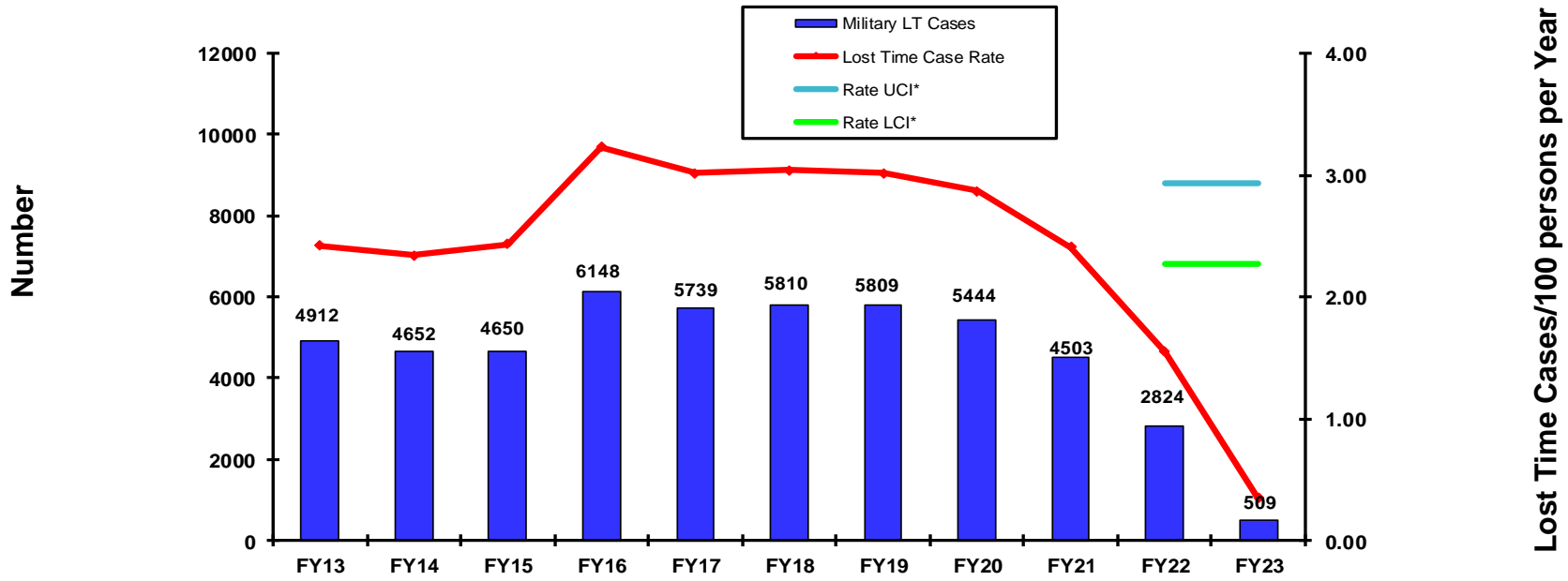


	<u>31 Jul 23</u>
LOST WORK DAY FY RATE COMPARISON:	35.36
FY22 LOST WORK DAY RATE:	34.20
5-YEAR AVERAGE (FY18-22) LOST WORK DAY RATE:	24.24

*see last slide for definition of UCI/LCI



MILITARY LOST TIME CASE RATE



	<u>31 Jul 23</u>
LOST WORK TIME CASE RATE:	0.35
FY22 LOST TIME CASE RATE:	1.55
5-YEAR AVERAGE (FY18-22) LOST TIME CASE RATE:	3.04

*see last slide for definition of UCI/LCI.

Navy Short Narratives

USN AVIATION CLASS A MISHAPS (includes UAS/UAV, FRMs and AGMs not included in the Flight Slide)

- 8 Sep 2023 (NAS Oceana) F/A-18E had engine malfunction in flight, landed safely, no injury to aircrew.
- 16 Aug 2023 (Location Withheld – OPSEC) F/A-18F experienced left engine fire in flight, safely recovered, no injuries to aircrew.
- 20 July 2023 (NS Mayport, FL) MQ-4C damaged during a maintenance evolution. No injuries to personnel. (AGM)
- 6 Jun 2023 (Location Withheld – OPSEC) 3 x EA-18G struck by lightning. All aircraft landed safely, no injuries to aircrew.
- 31 May 2023 (IVO Key West, FL) F-5N crashed during training mission, pilot ejected safely.
- 11 May 2023 (Location Withheld – OPSEC) F/A-18E landed on deck, foddred engine, no injuries to aircrew.
- 18 Mar 2023 (Location Withheld - OPSEC) F/A-18F damaged by JBD during flight operations, no injuries to personnel. (AGM)
- 17 Jan 2023 (Foley, Alabama) Aircraft crashed during a training flight. Both pilots successfully ejected, no major injuries reported.
- 22 Nov 2022 (NAS Oceana, Virginia Beach, VA) F/A-18E had engine fire in flight. Landed safely, no injuries to aircrew.
- 21 Nov 2022 (NAS Oceana, Virginia Beach, VA) F/A-18F blown tire on takeoff resulted in fuselage and engine damage. Aircraft recovered safely, no injuries.

USN AFLOAT CLASS A MISHAPS

- 6 Jun 2023 (Location Withheld – OPSEC) SVM suffered cardiac arrest while underway, pronounced deceased at hospital.
- 8 May 2023 (Location Withheld – OPSEC) Naval craft sustained damage underway, no injury to crew.
- 3 Mar 2023 (Location Withheld – OPSEC) USS Ship experienced malfunction, no injuries to crew.
- 27 Dec 2022 (Location Withheld-OPSEC) USNS experienced casualty while anchored, no injury sustained by crew.
- 11 Dec 2022 (IVO Okinawa, Japan) SVM sustained head injury during fall at work, succumbed to injuries on 22 Dec 2022.
- 24 Oct 2022 (Location Withheld - OPSEC) Damage sustained to ship systems.
- 18 Oct 2022 (Location Withheld – OPSEC) Ship experienced underway malfunction at sea, no injury to crew.

USN SHORE CLASS A MISHAPS

- 27 Jun 2023 (Leonardtown, MD) Navy Federal Firefighter injured during structure fire, died at hospital.
- 19 Feb 2023 (Location Withheld-OPSEC) SVM involved in parachute training mishap, succumbed to injuries.
- 15 Dec 2022 (Fort Worth NAS JRB, TX) Government owned engine damaged during contractor owned F-35B landing mishap, no injuries to aircrew.
- 29 Nov 2022 (Pearl Harbor, HI) AFFF accidental discharge at facility.
- 5 Oct 2022 (Fort Worth NAS JRB, TX) A USN engine in a contractor F-35 sustained FOD damage during flight.

USN PHYSICAL TRAINING CLASS A MISHAPS

- NSTR

Navy Short Narratives

USN ON-DUTY MOTOR VEHICLE CLASS A MISHAPS

- NSTR

USN PRIVATE MOTOR VEHICLE FATALITIES

- 1 Sep 2023 (Tacoma, WA) SVM involved in a motor vehicle accident, died at scene.
- 26 Aug 2023 (Shenandoah Valley, VA) SVM involved in a motorcycle accident, died at scene.
- 24 Aug 2023 (Yokosuka, Japan) SVM involved in a motorcycle accident, died at scene.
- 12 Aug 2023 (Mason County, WA). 2 x SVM involved in a motor vehicle accident, both died at the scene of the accident.
- 4 Aug 2023 (Salem, OR) SVM involved in motorcycle accident, died at scene.
- 1 Aug 2023 (Jacksonville, FL) SVM involved in a motorcycle accident, succumbed to injuries on 8 Aug 2023.
- 30 Jul 2023 (Austin, TX) SVM involved in a motorcycle accident, died at scene.
- 25 Jul 2023 (Goose Creek, SC) SVM involved in a motorcycle accident, succumbed to injuries at hospital.
- 16 Jul 2023 (Palm Springs, CA) SVM involved in motorcycle accident, succumbed to injuries on 25 Jul.
- 21 Jul 2023 (Camarillo, CA) SVM walking along freeway, struck by motor vehicle, died at scene.
- 7 Jul 2023 (Williamsburg, VA) SVM involved in a motorcycle accident, died at scene.
- 28 Jun 2023 (Da Nang, Vietnam) SVM involved in a PMV2 (Moped) accident, died at scene.
- 25 Jun 2023 (Manchester, WA) SVM involved in a motorcycle accident, died at the scene.
- 26 May 2023 (Brinnon, WA) SVM involved in a motorcycle accident, died at the scene.
- 25 May 2023 (Norfolk, VA) SVM involved in a motorcycle accident, died at the scene.
- 5 May 2023 (South Bahrain, Bahrain) SVM involved in a motorcycle accident, died at scene.
- 2 May 2023 (North Charleston, SC) SVM involved in a single motorcycle accident, succumbed to injuries.
- 19 Apr 2023 (Macon, GA) SVM fell out of motor vehicle, succumbed to injuries at hospital on 21 Apr 2023.
- 2 Apr 2023 (Coupeville, WA) SVM was passenger in a motor vehicle accident, died at scene.
- 31 Mar 2023 (San Diego, CA) SVM involved in a motor vehicle accident , died at scene.
- 26 Feb 2023 (Augusta, GA) SVM involved in a motorcycle accident, died at scene.
- 26 Feb 2023 (San Diego, CA) SVM involved in a motorcycle accident, succumbed to injuries.
- 18 Feb 2023 (Waterford, CT) SVM passenger in a motor vehicle accident , died at scene.
- 13 Jan 2023 (San Diego, CA) SVM involved in a motorcycle accident, succumbed to injuries at hospital on 21 Jan 2023.
- 12 Jan 2023 (San Diego, CA) SVM struck by motor vehicle, died at scene.
- 9 Jan 2023 (Lake County, IL) SVM involved in motor vehicle accident, died at scene.
- 6 Jan 2023 (IVO Ventura County, CA) SVM involved in a motorcycle accident, died at scene.
- 1 Jan 2023 (Hamilton County, FL) SVM involved in motor vehicle accident, died at scene.
- 26 Dec 2022 (Lemoore, CA) 2 x SVMs involved in a motor vehicle accident, both died at scene.

Navy Short Narratives

USN PRIVATE MOTOR VEHICLE FATALITIES (Continued)

- 25 Dec 2022 (Pensacola, FL) SVM involved in motor vehicle accident, succumbed to injuries.
- 11 Dec 2022 (Nueces County, TX) SVM involved in a motorcycle accident, died at scene.
- 11 Dec 2022 (Camp Pendleton, CA) SVM involved in a motor vehicle accident, died at scene.
- 10 Dec 2022 (Norfolk, VA) SVM involved in a motor vehicle accident, died at scene.
- 16 Oct 2022 (Augusta, GA) SVM involved in a motorcycle accident, died at scene.
- 10 Oct 2022 (Chesapeake, VA) SVM involved in a motorcycle accident, died at scene.
- 1 Oct 2022 (Chesapeake, VA) SVM involved in a motor vehicle accident, died at scene.

USN OFF-DUTY/RECREATIONAL FATALITIES

- 19 Apr 2023 (Waukegan Harbor, Waukegan, IL) SVM drowned in lake.
- 14 Feb 2023 (Guam) SVM drowned swimming, died at scene.
- 6 Nov 2022 (Fernandina Beach, FL) SVM died enroute to hospital following swimming mishap.
- 1 Oct 2022 (Rota, Spain) SVM fell from balcony, died at scene.

Marine Corps Short Narratives

USMC AVIATION CLASS A MISHAPS (includes UAS/UAV, FRMs and AGMs not included in the Flight Slide)

- 27 Aug 2023 (Tiwi Islands, Australia) MV-22B crashed during training. 23 x USMC on board, three died due to injuries.
- 24 Aug 2023 (MCAS Miramar, CA) F/A-18D crashed on final, only one soul on board, pilot deceased.
- 16 May 2023 (IVO Iwakuni, Japan) F-35B experienced in-flight FOD incident, landed safely, no injury to crew.
- 11 May 2023 (IVO MCAS Camp Pendleton, CA) CH-53E experienced a hard landing. 12 passengers sustained non-life threatening injuries.
- 14 Oct 2022 (MCAS Miramar, San Diego, CA) MV-22B engine fire on short final. Aircraft landed safely but received significant burn damage. No injuries.
- 6 Jan 2023 ((MCAS Cherry Point, NC) Inadvertent AFFF discharged in a hangar. Several aircraft and ground equipment were damaged. No injuries reported. (AGM)

USMC GROUND CLASS A MISHAPS

- 21 Aug 2023 (MCB Camp Pendleton, CA) SVM fatally injured due to negligent discharge during live-fire small arms training exercise.

USMC PHYSICAL TRAINING CLASS A MISHAPS

- 29 Jun 2023 (Goldsboro, NC) USMC recruit collapsed during training evolution, died at hospital.
- 18 Apr 2023 (Parris Island) SVM collapsed during PFT, died.

USMC ON-DUTY MOTOR VEHICLE CLASS A MISHAPS

- 13 Oct 2022 (IVO MCB Camp Pendleton, CA) During amphibious operations, 1 x ACV rolled over in surf. No injuries to crew.

USMC PRIVATE MOTOR VEHICLE FATALITIES

- 23 Jul 2023 (Hampstead, NC) 3 x SVM found deceased in private automobile, under investigation.
- 20 Jul 2023 (Wilmington, NC) SVM involved in a motorcycle accident, died at scene.
- 1 Jul 2023 (Rural White, AR) SVM involved in a motorcycle accident, died at scene.
- 24 Jun 2023 (Downey, CA) 4 x SVM involved in motor vehicle accident, all died at scene.
- 18 Jun 2023 (IVO MCAS Campen, CA) SVM involved in motorcycle accident, died at scene.
- 10 Jun 2023 (San Clemente, CA) SVM involved in a motor vehicle accident, died at scene.
- 10 Jun 2023 (IVO Yorktown, VA) SVM involved in a motor vehicle accident, died at scene.
- 22 May 2023 (Yuma, AZ) SVM involved in a motorcycle accident, succumbed to injuries.

Marine Corps Short Narratives

USMC PRIVATE MOTOR VEHICLE FATALITIES

- 10 Mar 2023 (Kinston, NC) SVM involved in a motor vehicle accident, succumbed to injuries at hospital on 31 Mar 23.
- 20 Feb 2023 (El Centro, CA) SVM was passenger in a motor vehicle accident, died at scene.
- 10 Feb 2023 (Jacksonville, NC) SVM involved in motorcycle accident, died at scene.
- 8 Feb 2023 (Oceanside, CA) SVM involved in motor vehicle accident, died at scene.
- 29 Jan 2023 (Rantoul, KS) SVM involved in motor vehicle accident, died at scene.
- 17 Jan 2023 (New Orleans, LA) SVM involved in motor vehicle accident, died at scene.
- 14 Jan 2023 (San Diego, CA) SVM involved in a motorcycle accident, died at scene.
- 2 Jan 2023 (Camp Pendleton, CA) SVM involved in motor vehicle accident, died at scene.
- 1 Jan 2023 (Boaz, AL) SVM involved in motor vehicle accident, died at scene.
- 20 Nov 2022 (DeKalb County, GA) SVM involved in minor motor vehicle accident, exited vehicle, struck by another vehicle. Died at scene.

USMC OFF-DUTY/RECREATIONAL FATALITIES

- 23 Mar 2023 (Jacksonville, FL) SVM sustained injury from accidental personal firearm discharge, succumbed to injuries at hospital.
- 20 Nov 2022 (El Centro, CA) SVM involved in a motor vehicle accident, died on scene.
- 12 Nov 2022 (Sacramento, CA) SVM involved in a motor vehicle accident, died at scene.
- 5 Nov 2022 (Laguna Niguel, CA) SVM involved in a motor vehicle accident, deceased on scene.
- 22 Mar 2023 (Location Withheld - OPSEC) SVM on leave, fell off boat, hit head and died.
- 13 Feb 2023 (Asheville, NC) SVM fell while riding skateboard, suffered head injury. Transported to hospital, succumbed to injuries on 14 Feb 23.



Mishap Confidence Interval



- UCI = Upper Confidence Interval LCI = Lower Confidence Interval
- Rate values above the UCI or below the LCI infer a statistically significant change is probable. This is only an indicator. Significance cannot be determined until end-of-year.
- Values between the UCI and LCI infer that nothing significant has occurred to increase or decrease mishap rate.

(Confidence Interval is based on: Poisson Rate related to a Chi Squared Distribution and calculated using FY16-20 data except for the Lost Work Days and Lost Time Case slides which were based on a normal distribution).